



CITY COUNCIL DISTRICT #1

MONTHLY OFFENSE SUMMARY

JANUARY 2019

The document originally published 02/05/2019 was found to contain errors, which have been corrected as of 02/19/2019 on this version.

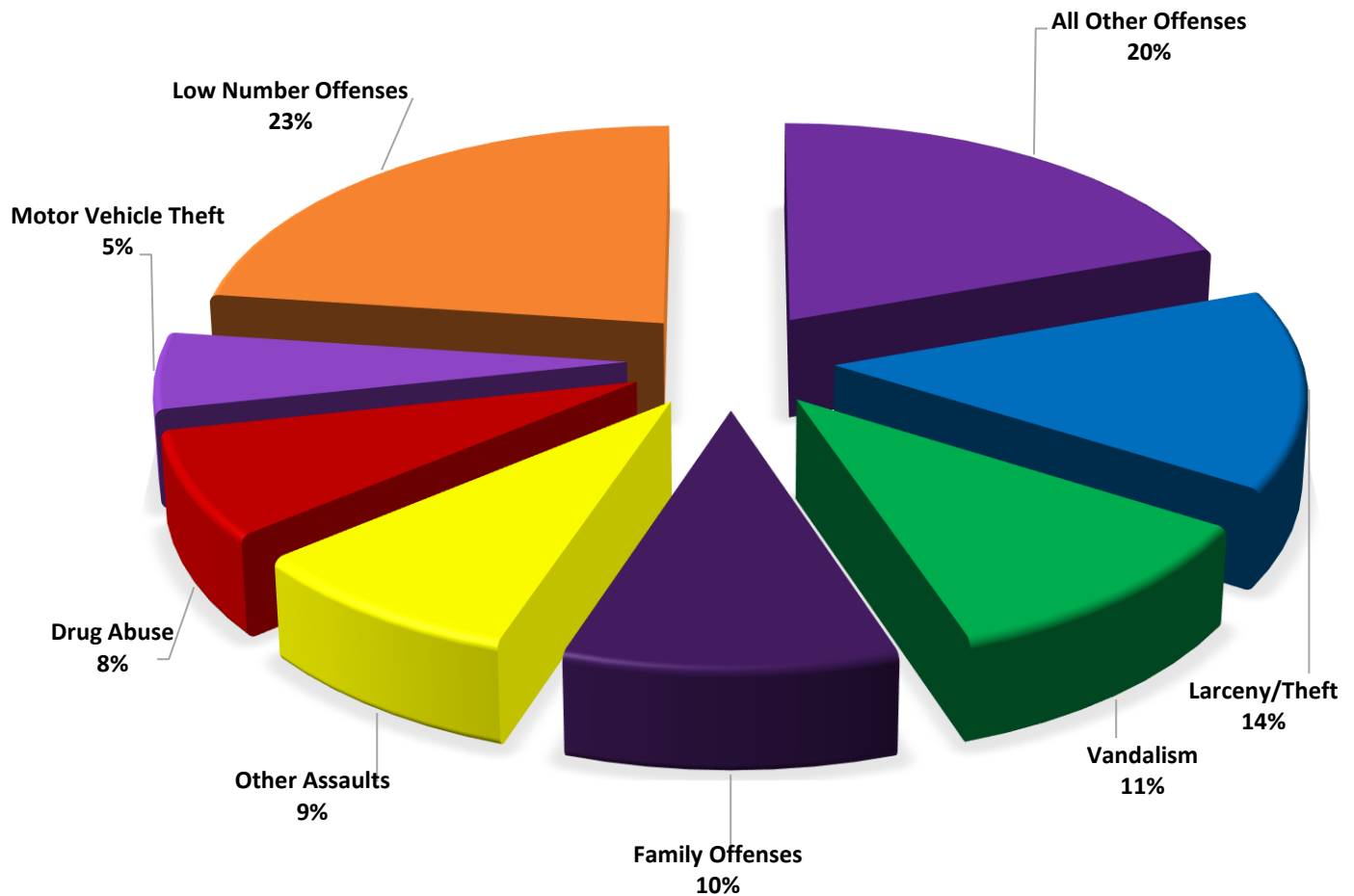
These figures represent preliminary counts of original Police Incident Reports and include all offenses within the above listed City Council District only. Full statistical analysis to determine the confidence level of this data has not been performed. The results contained herein are approximate in relation to the listed area and may not fully coincide with data shown in other areas of SLCPD's Crime Statistics page such as Calls for Service, Crimes Trending, and Crime Reports due to and reflective of departmental procedures that were in place at the time the event occurred and the date this data was compiled. Results displayed are not distinguished as attempted or completed crimes, do not include other calls for police service, and only represent police service where a report was made. Police Incident Reports are classified by primary offense categories as defined by the Uniform Crime Reporting (UCR) system, however for this report all offenses are included, and each incident may have more than one offense listed on it. In cases where there is more than one offense listed, all offenses are counted individually. Although every reasonable verification effort is made, the accuracy of any data is subject to the constraints of the report generation process as well as the manner, format, and point in time of any query.

PART I OFFENSES:	Chosen by the FBI as Part I Offenses because they are serious crimes that occur with regularity in all areas of the country and are likely to be reported to Police.
PART II OFFENSES:	All other crimes other than the eight Part I Offenses. The Uniform Crime Reporting Program gathers only arrest data for Part II Offenses, however, SLCPD results displayed in this document display all Part II Offenses, regardless of the presence of arrest data.
ALL OTHER OFFENSES:	Under the Part II Offense section, 'All Other Offenses' include Peeping Tom, Trespass, Kidnap/Abduction, Pornography, Extortion/Blackmail, Bribery, Warrants, Sexual Offenses, Obstruction, Public Peace, and Hit & Run.
NON-UCR OFFENSES:	Non-UCR Offenses include reports for all other offenses not classified as a Part I or Part II Offense. Results displayed separate some of these offenses such as Ambulance Calls, Deaths, Missing Persons, Suicides, Suspicious Activity, and Traffic Accidents.
ALL OTHER NON-UCR:	Under the Non-UCR category, 'All Other' include the remainder of offenses not classified as Part I or Part II and not separated from the Non-UCR Offenses. These include things such as Loud Parties, Barking Dogs, Mentally Ill Subjects, Citizen Assistance, etc.
LOW NUMBER OFFENSES:	On page two, in the interest of space and allowing for easier viewing, the category titled 'Low Number Offenses' include Part I and Part II Offenses from page one that have totals under the amount of 13.

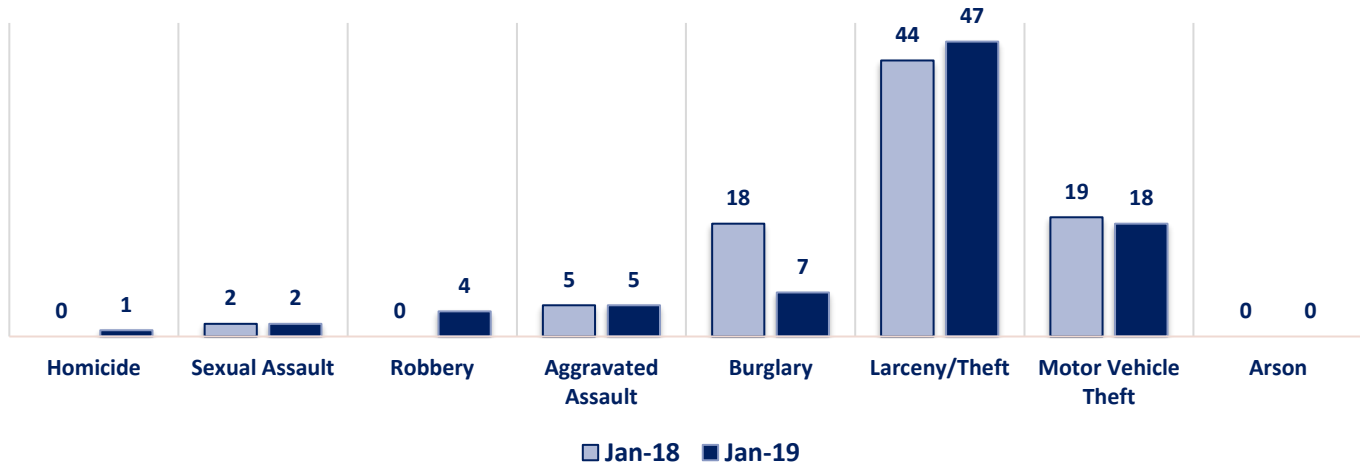
Offenses

PART I OFFENSES	OFFENSE	JAN 18	JAN 19	OFFENSE	JAN 18	JAN 19	PART II OFFENSES
	Homicide	0	1	Other Assaults	31	29	
	Sexual Assault	2	2	Forgery/Counterfeit	5	3	
	Robbery	0	4	Fraud	26	9	
	Aggravated Assault	5	5	Embezzlement	0	0	
	Burglary	18	7	Stolen Property	3	4	
	Larceny/Theft	44	47	Vandalism	26	36	
	Motor Vehicle Theft	19	18	Weapons	2	5	
NON-UCR OFFENSES	Arson	0	0	Prostitution	7	13	
	PART I TOTALS	88	84	Sex Offenses	0	3	
	Ambulance Calls	10	14	Drug Abuse	24	25	
	Deaths	4	5	Gambling	0	0	
	Missing Persons	4	9	Family Offenses	28	34	
	Suicides	0	1	DUI	5	2	
	Suspicious Activity	9	9	Liquor Laws	1	1	
	Traffic Accidents	36	24	Drunkenness	3	10	
TOTALS	All Other	102	149	Disorderly Conduct	2	2	
	NON-UCR TOTALS	165	211	All Other Offenses	61	64	
	PART I OFFENSES	88	84	Curfew/Loitering	0	0	
	PART II OFFENSES	235	244	Runaway	11	4	
	NON-UCR OFFENSES	165	211	PART II TOTALS	235	244	
	TOTAL	488	539				

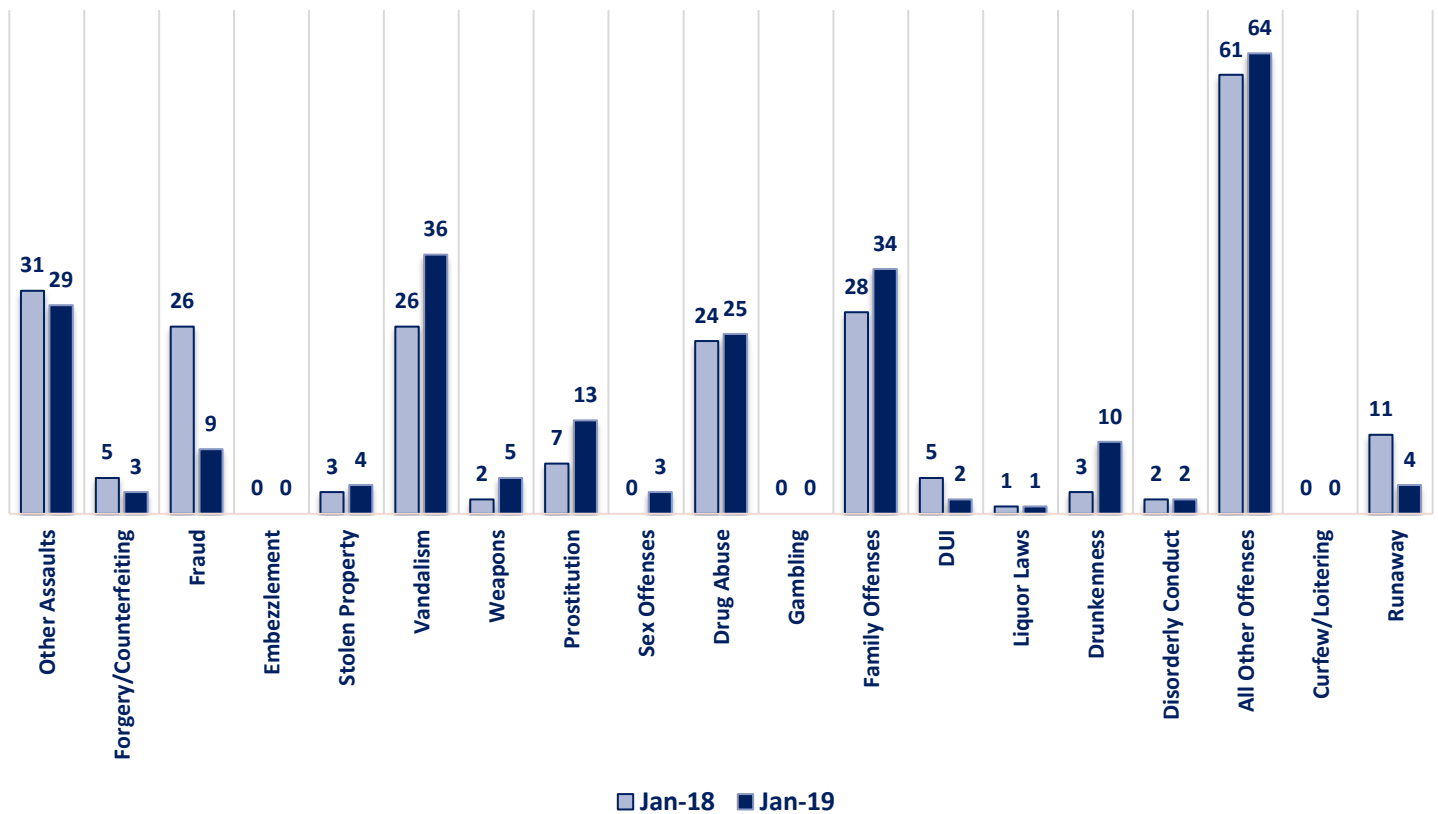
JANUARY 2019 - PART I & II OFFENSE PERCENTAGES



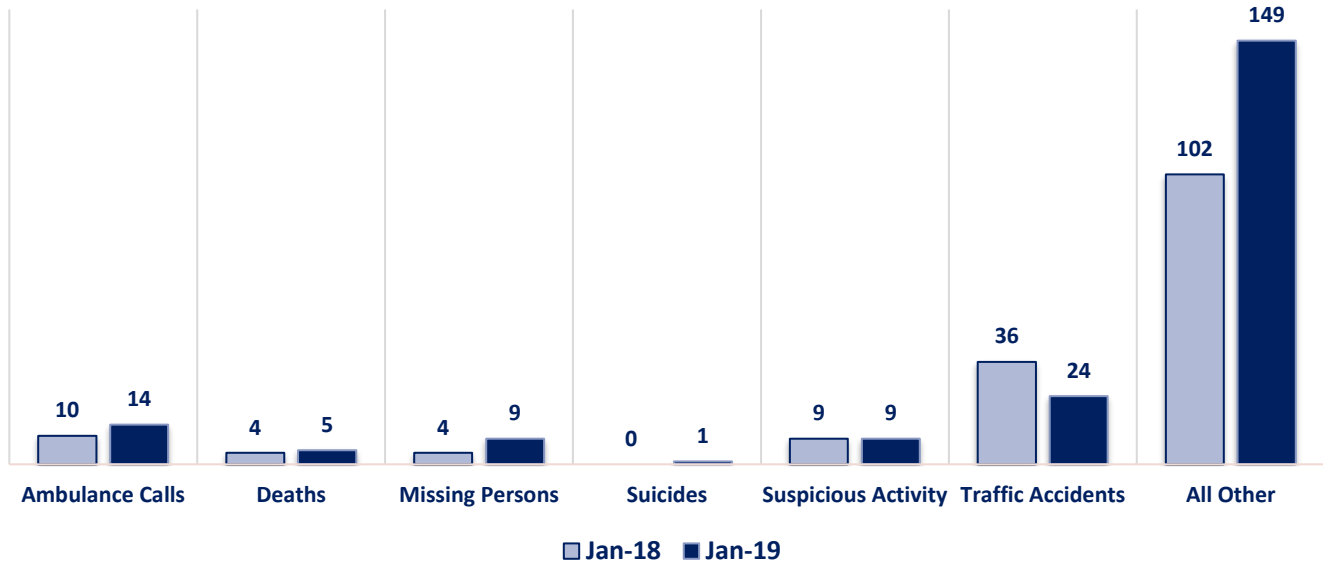
Part I Offenses



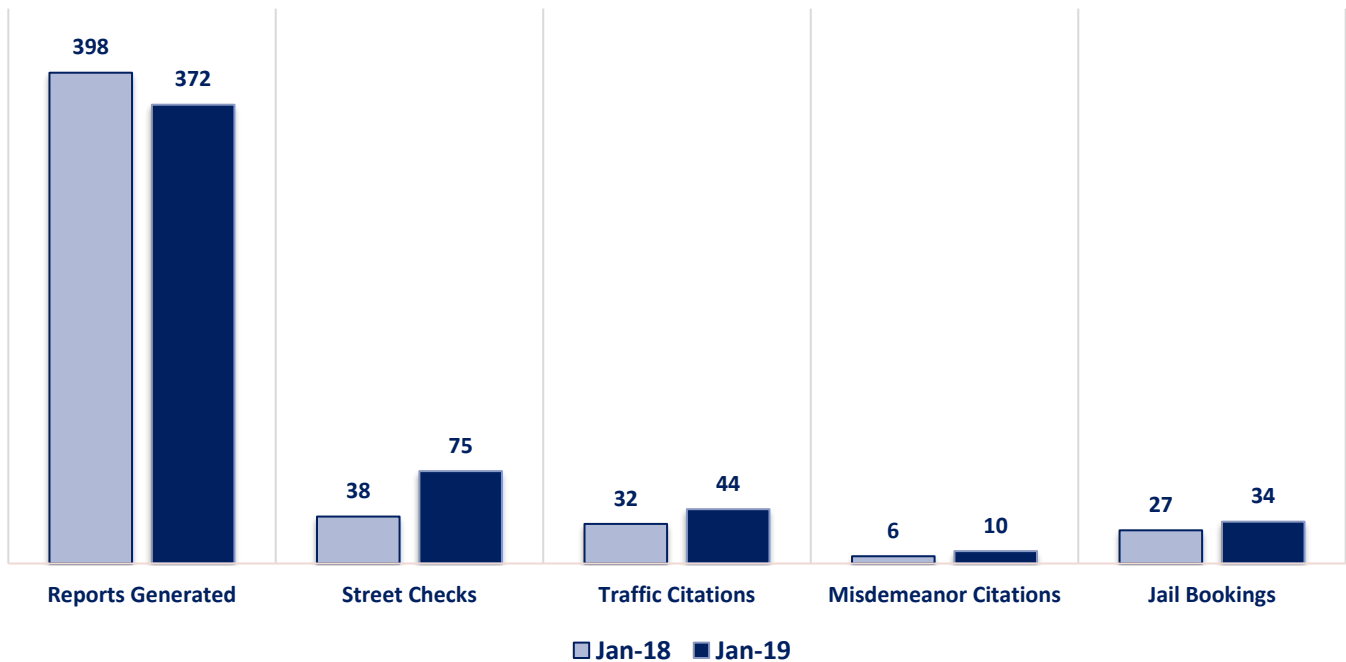
Part II Offenses



Non-UCR Offenses

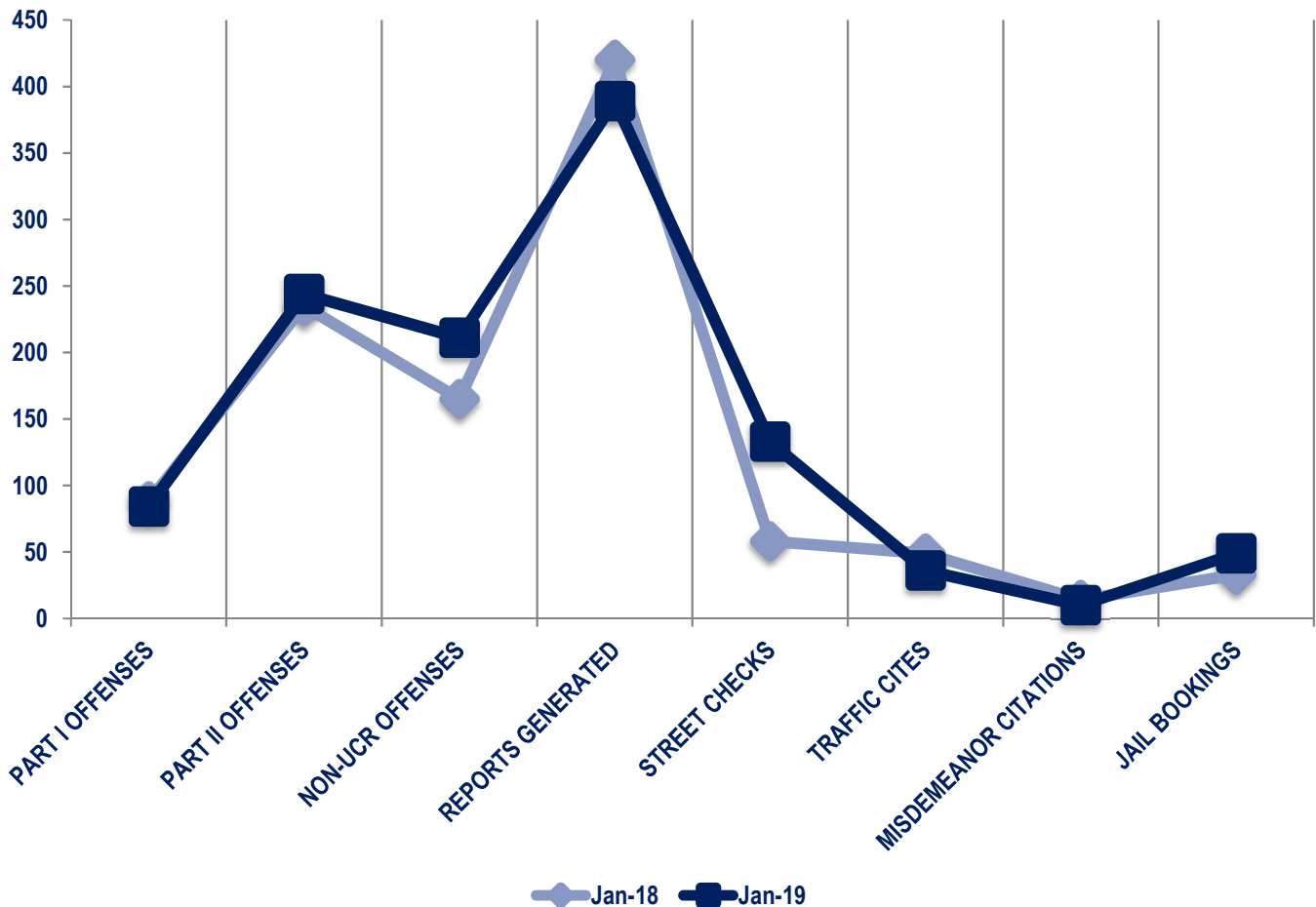


Other Event Totals



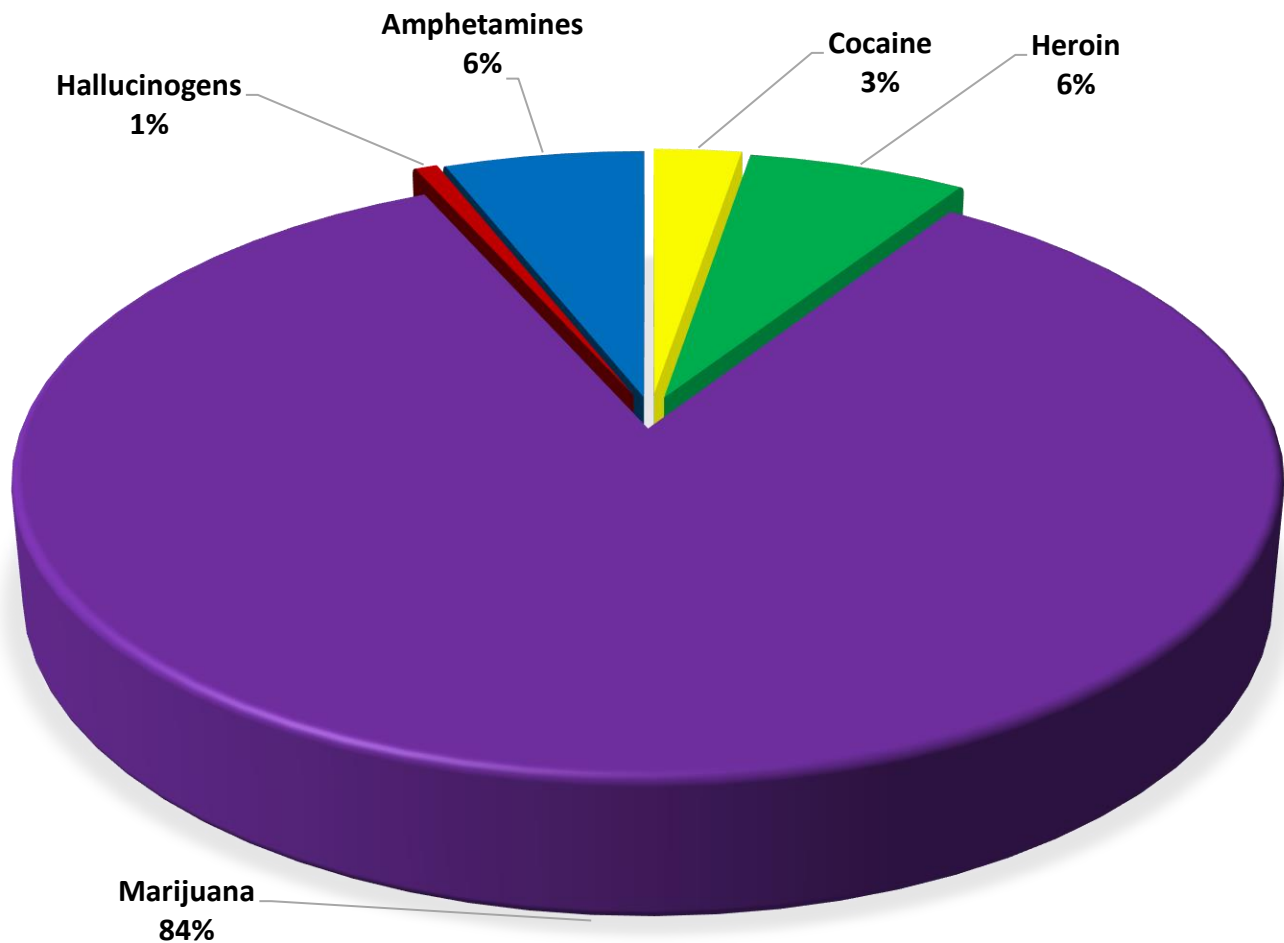
Combined Offense/Event Trends

	JAN 2018	JAN 2019
Part I Offenses	88	84
Part II Offenses	235	244
NonUCR Offenses	165	211
Reports Generated	420	389
Street Checks	58	133
Traffic Citations	49	36
Misdemeanor Citations	14	10
Jail Bookings	33	49

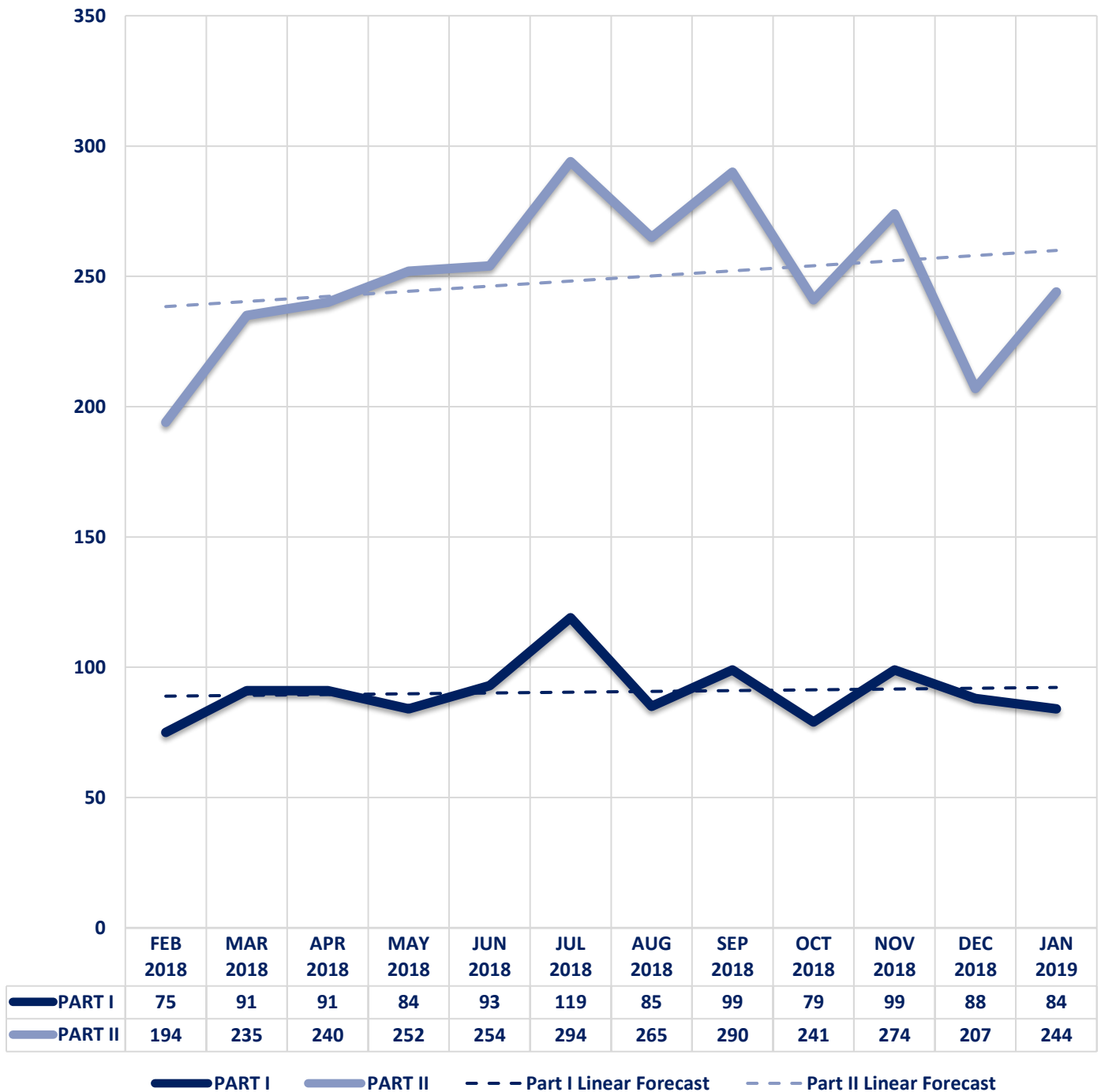


Seized Drugs

TYPE	DOSES	STREET VALUE
Cocaine	148.0	\$ 1,480.00
Heroin	368.4	\$ 3,683.50
Marijuana	4721.8	\$ 28,330.57
Hallucinogens	38.2	\$ 76.43
Amphetamines	338.0	\$ 3,380.00
TOTAL	5614.3	\$ 36,950.50



Part I & II Offenses - One Year





CITY COUNCIL DISTRICT #1

MONTHLY OFFENSE SUMMARY

FEBRUARY 2019

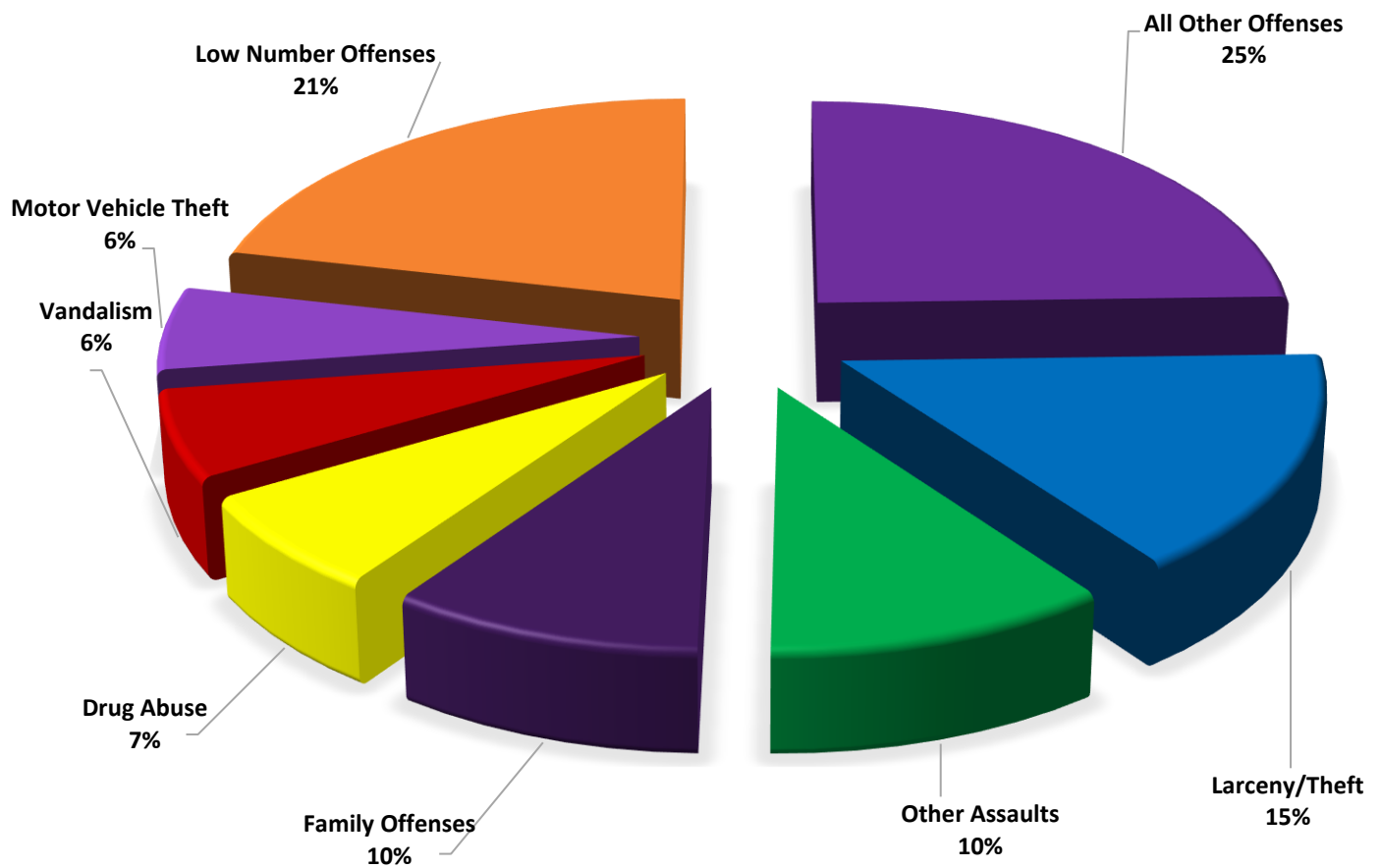
These figures represent preliminary counts of original Police Incident Reports and include all offenses within the above listed City Council District only. Full statistical analysis to determine the confidence level of this data has not been performed. The results contained herein are approximate in relation to the listed area and may not fully coincide with data shown in other areas of SLCPD's Crime Statistics page such as Calls for Service, Crimes Trending, and Crime Reports due to and reflective of departmental procedures that were in place at the time the event occurred and the date this data was compiled. Results displayed are not distinguished as attempted or completed crimes, do not include other calls for police service, and only represent police service where a report was made. Police Incident Reports are classified by primary offense categories as defined by the Uniform Crime Reporting (UCR) system, however for this report all offenses are included, and each incident may have more than one offense listed on it. In cases where there is more than one offense listed, all offenses are counted individually. Although every reasonable verification effort is made, the accuracy of any data is subject to the constraints of the report generation process as well as the manner, format, and point in time of any query.

PART I OFFENSES:	Chosen by the FBI as Part I Offenses because they are serious crimes that occur with regularity in all areas of the country and are likely to be reported to Police.
PART II OFFENSES:	All other crimes other than the eight Part I Offenses. The Uniform Crime Reporting Program gathers only arrest data for Part II Offenses, however, SLCPD results displayed in this document display all Part II Offenses, regardless of the presence of arrest data.
ALL OTHER OFFENSES:	Under the Part II Offense section, 'All Other Offenses' include Peeping Tom, Trespass, Kidnap/Abduction, Pornography, Extortion/Blackmail, Bribery, Warrants, Sexual Offenses, Obstruction, Public Peace, and Hit & Run.
NON-UCR OFFENSES:	Non-UCR Offenses include reports for all other offenses not classified as a Part I or Part II Offense. Results displayed separate some of these offenses such as Ambulance Calls, Deaths, Missing Persons, Suicides, Suspicious Activity, and Traffic Accidents.
ALL OTHER NON-UCR:	Under the Non-UCR category, 'All Other' include the remainder of offenses not classified as Part I or Part II and not separated from the Non-UCR Offenses. These include things such as Loud Parties, Barking Dogs, Mentally Ill Subjects, Citizen Assistance, etc.
LOW NUMBER OFFENSES:	On page two, in the interest of space and allowing for easier viewing, the category titled 'Low Number Offenses' include Part I and Part II Offenses from page one that have totals under the amount of 15.

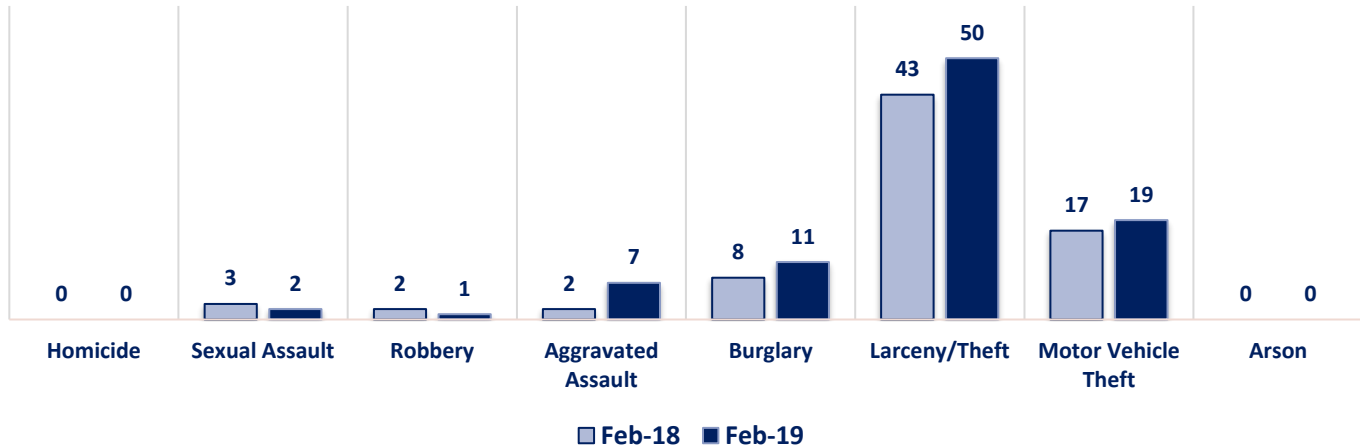
Offenses

PART I OFFENSES	OFFENSE	FEB 18	FEB 19	OFFENSE	FEB 18	FEB 19
	Homicide	0	0	Other Assaults	25	34
	Sexual Assault	3	2	Forgery/Counterfeit	6	1
	Robbery	2	1	Fraud	13	15
	Aggravated Assault	2	7	Embezzlement	1	0
	Burglary	8	11	Stolen Property	2	0
	Larceny/Theft	43	50	Vandalism	24	20
	Motor Vehicle Theft	17	19	Weapons	2	7
	Arson	0	0	Prostitution	2	1
PART II OFFENSES	PART I TOTALS	75	90	Sex Offenses	1	2
	Ambulance Calls	6	13	Drug Abuse	23	22
	Deaths	5	3	Gambling	0	0
	Missing Persons	5	5	Family Offenses	20	31
	Suicides	1	0	DUI	8	7
	Suspicious Activity	12	11	Liquor Laws	1	4
	Traffic Accidents	28	30	Drunkenness	3	7
	All Other	108	149	Disorderly Conduct	2	3
	NON-UCR TOTALS	165	211	All Other Offenses	62	80
TOTALS	PART I OFFENSES	75	90	Curfew/Loitering	0	0
	PART II OFFENSES	200	236	Runaway	5	2
	NON-UCR OFFENSES	165	211	PART II TOTALS	200	236
	TOTAL	440	537			

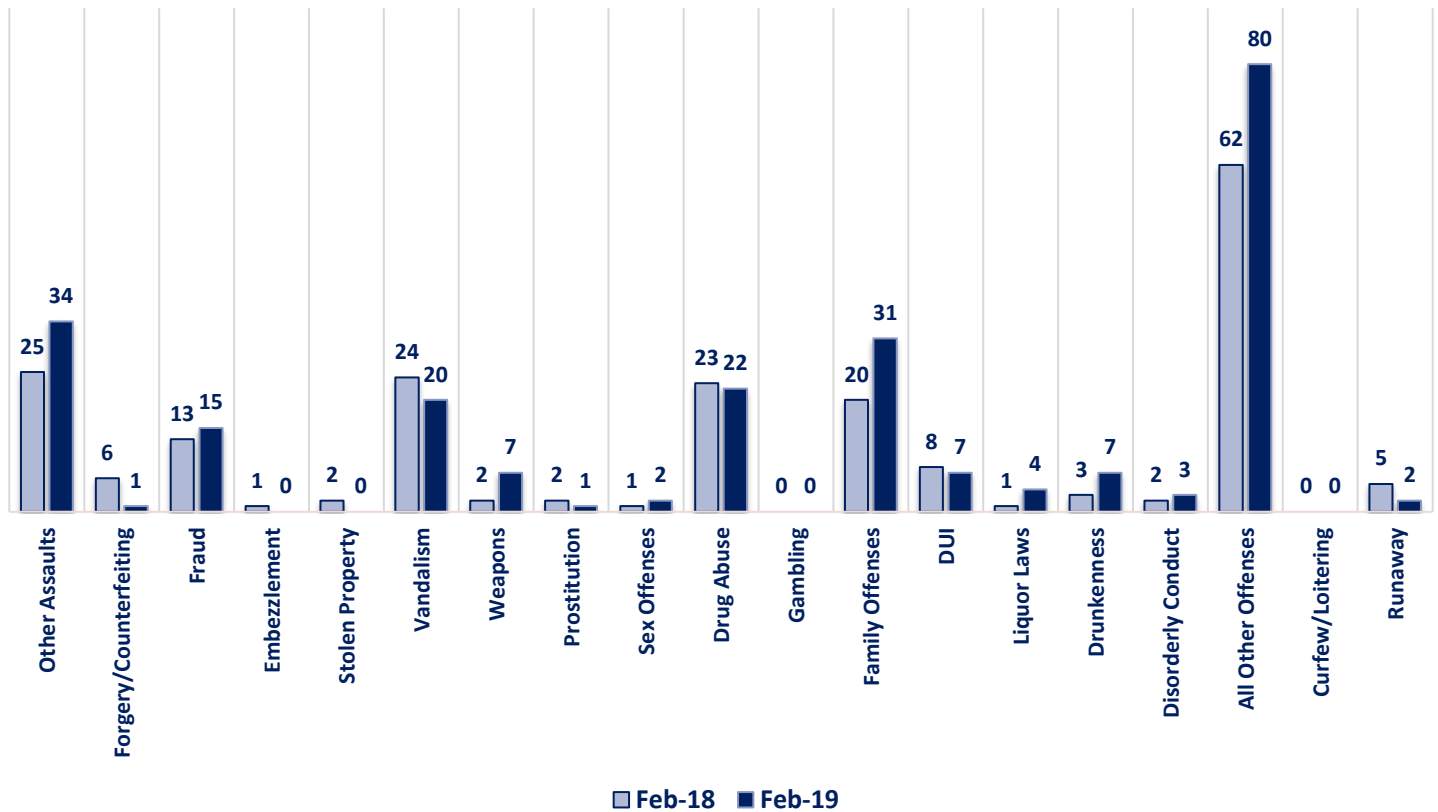
FEBRUARY 2019 - PART I & II OFFENSE PERCENTAGES



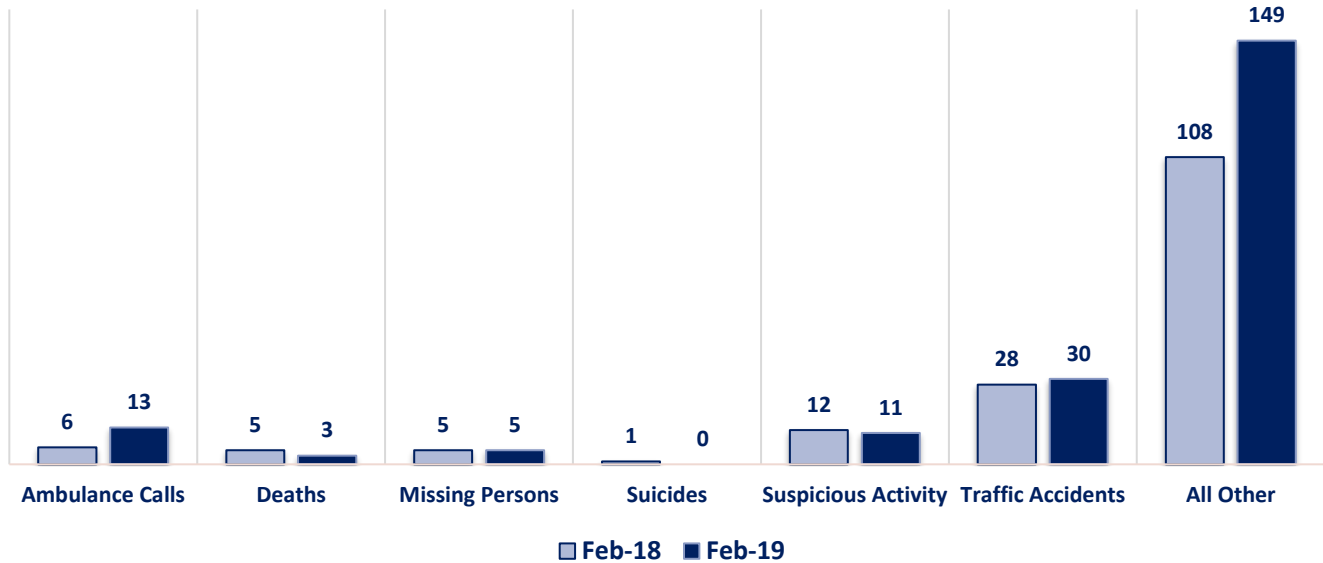
Part I Offenses



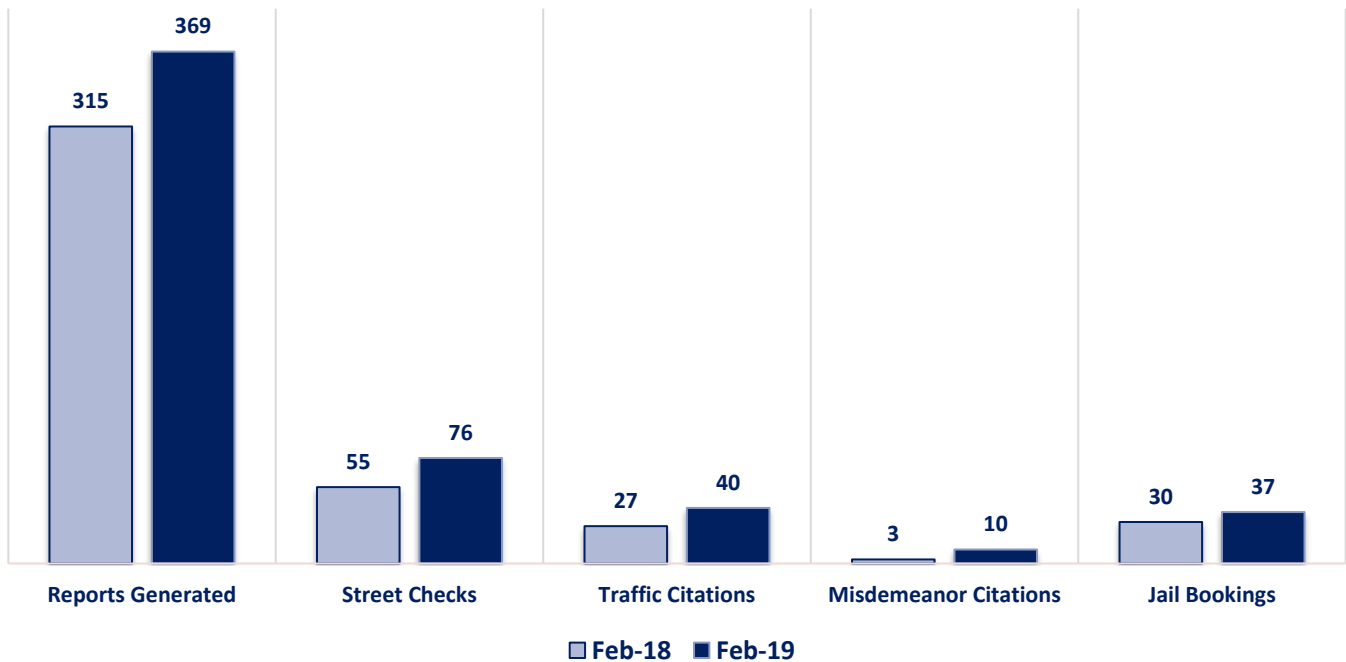
Part II Offenses



Non-UCR Offenses

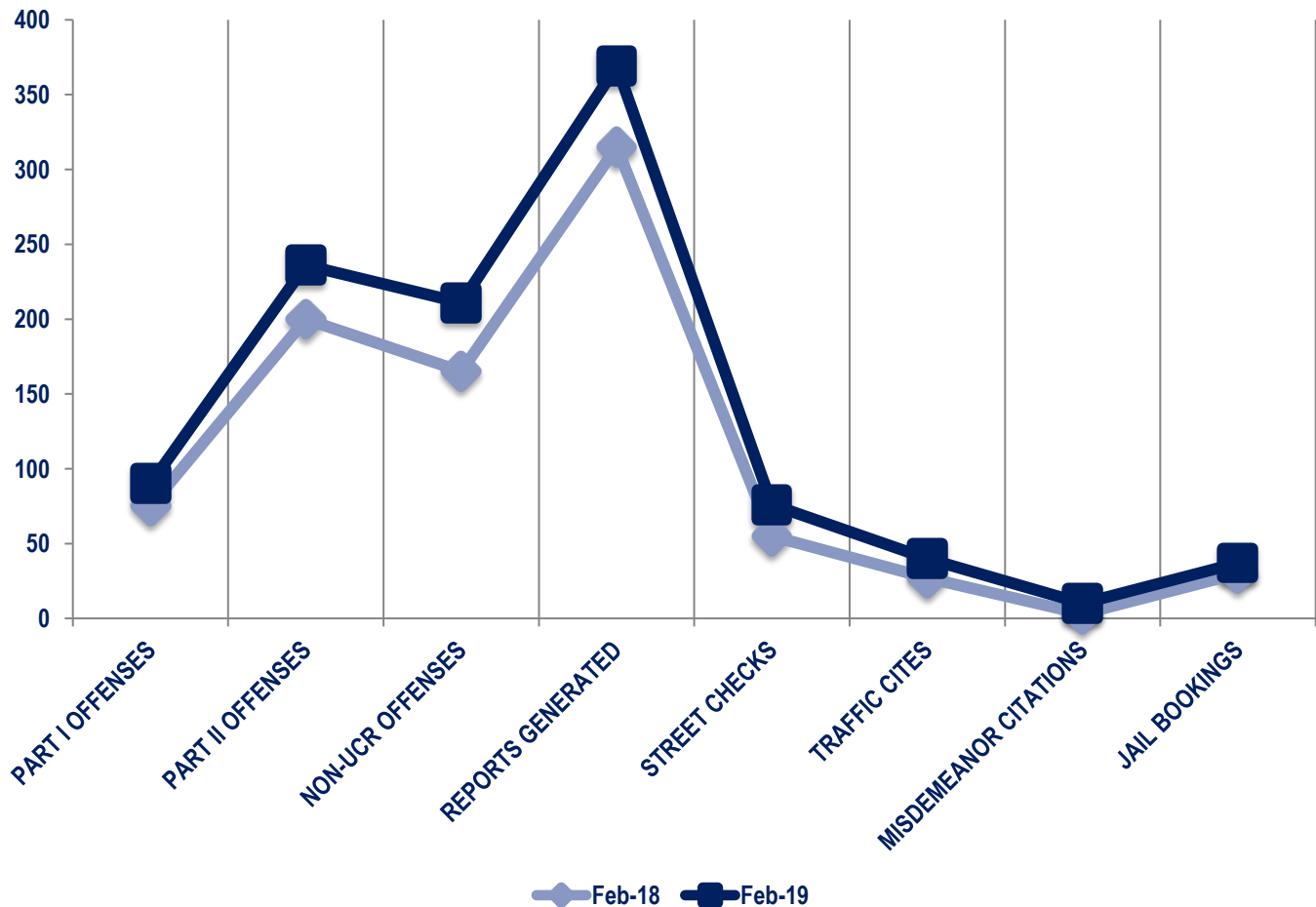


Other Event Totals



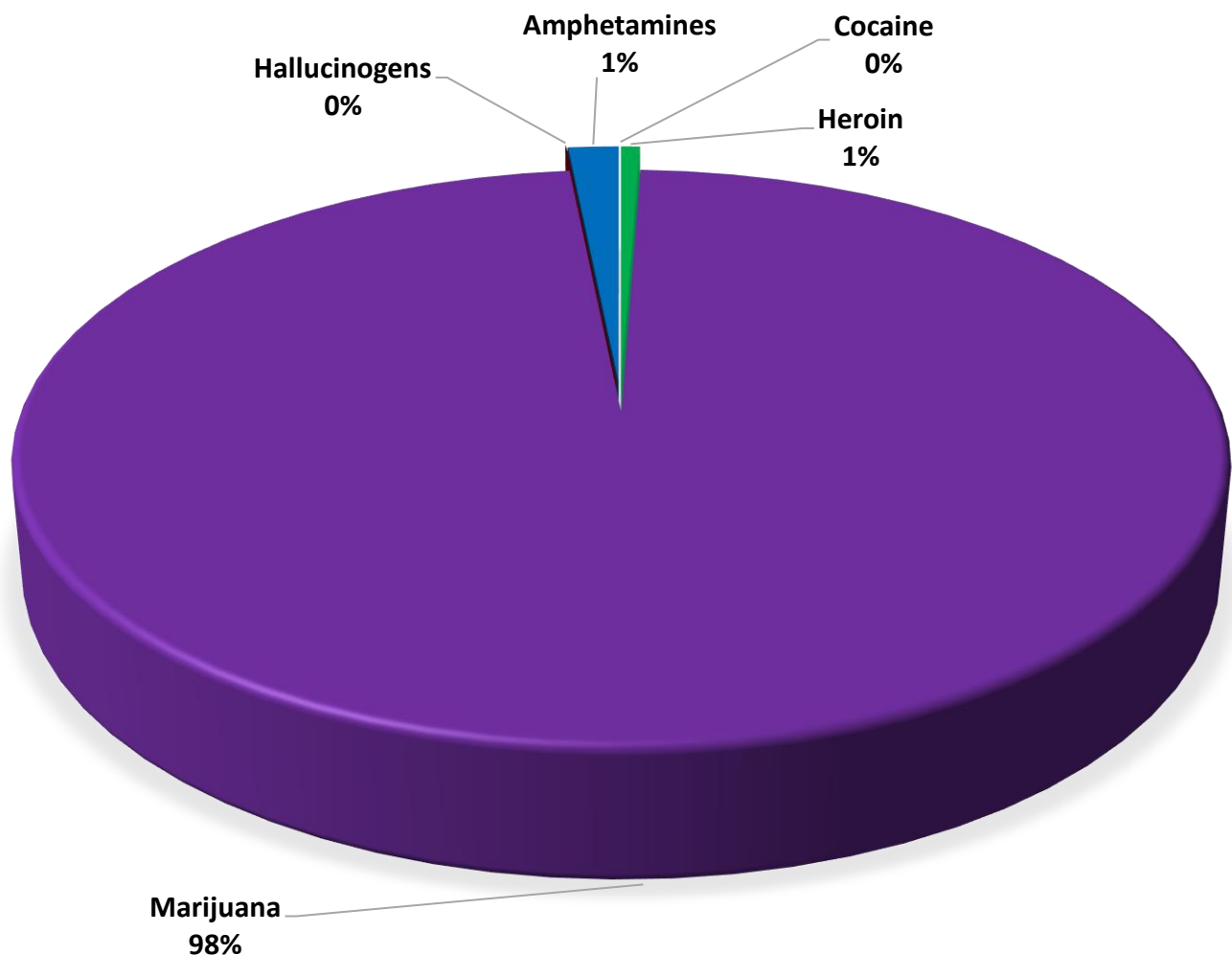
Combined Offense/Event Trends

	FEB 2018	FEB 2019
Part I Offenses	75	90
Part II Offenses	200	236
NonUCR Offenses	165	211
Reports Generated	315	369
Street Checks	55	76
Traffic Citations	27	40
Misdemeanor Citations	3	10
Jail Bookings	30	37

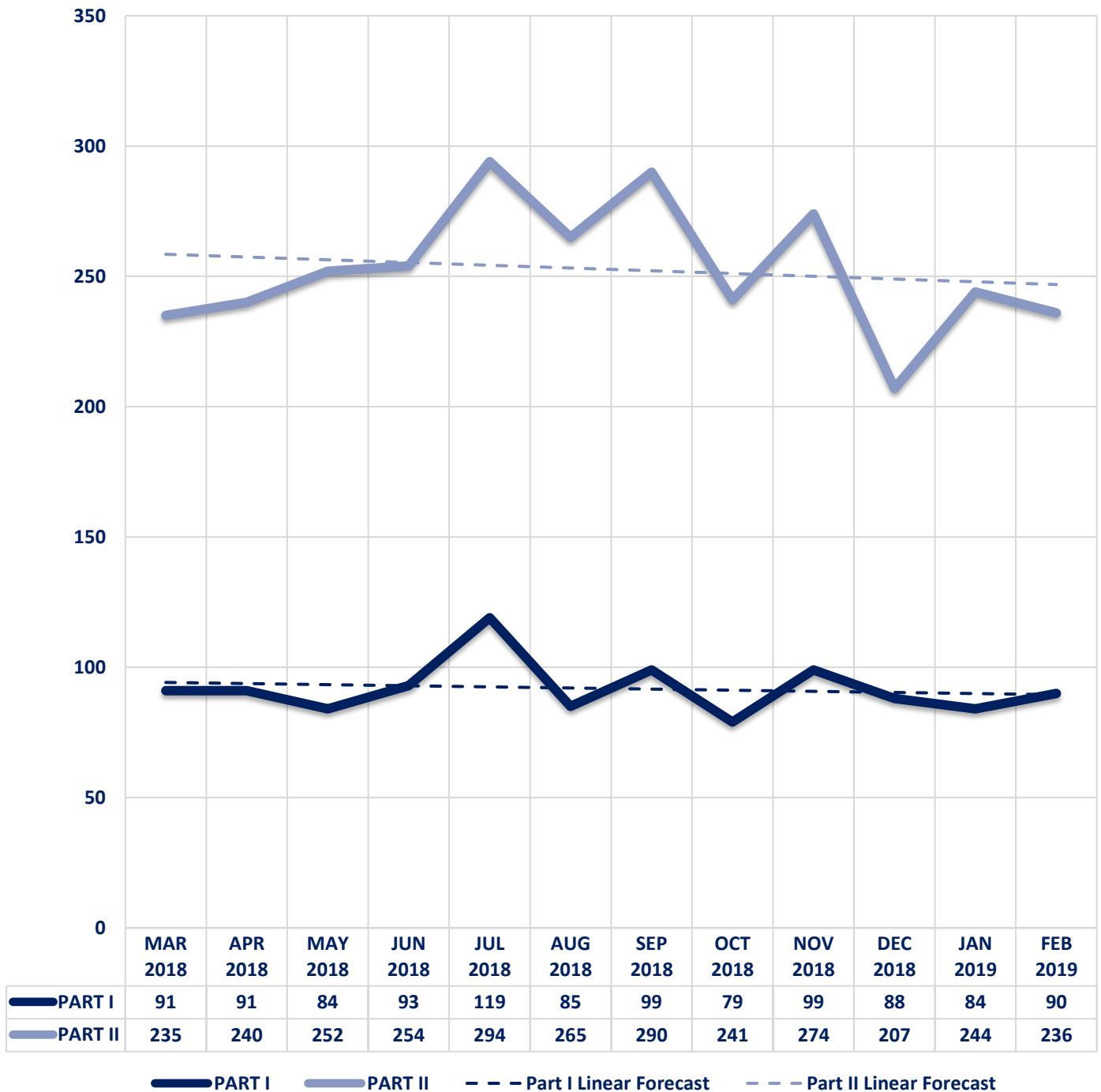


Seized Drugs

TYPE	DOSES	STREET VALUE
Cocaine	0.0	\$ -
Heroin	34.0	\$ 340.00
Marijuana	5624.6	\$ 33,747.34
Hallucinogens	0.2	\$ 0.35
Amphetamines	91.0	\$ 910.00
TOTAL	5749.7	\$ 34,997.70



Part I & II Offenses - One Year





CITY COUNCIL DISTRICT #1 MONTHLY OFFENSE SUMMARY

MARCH 2019

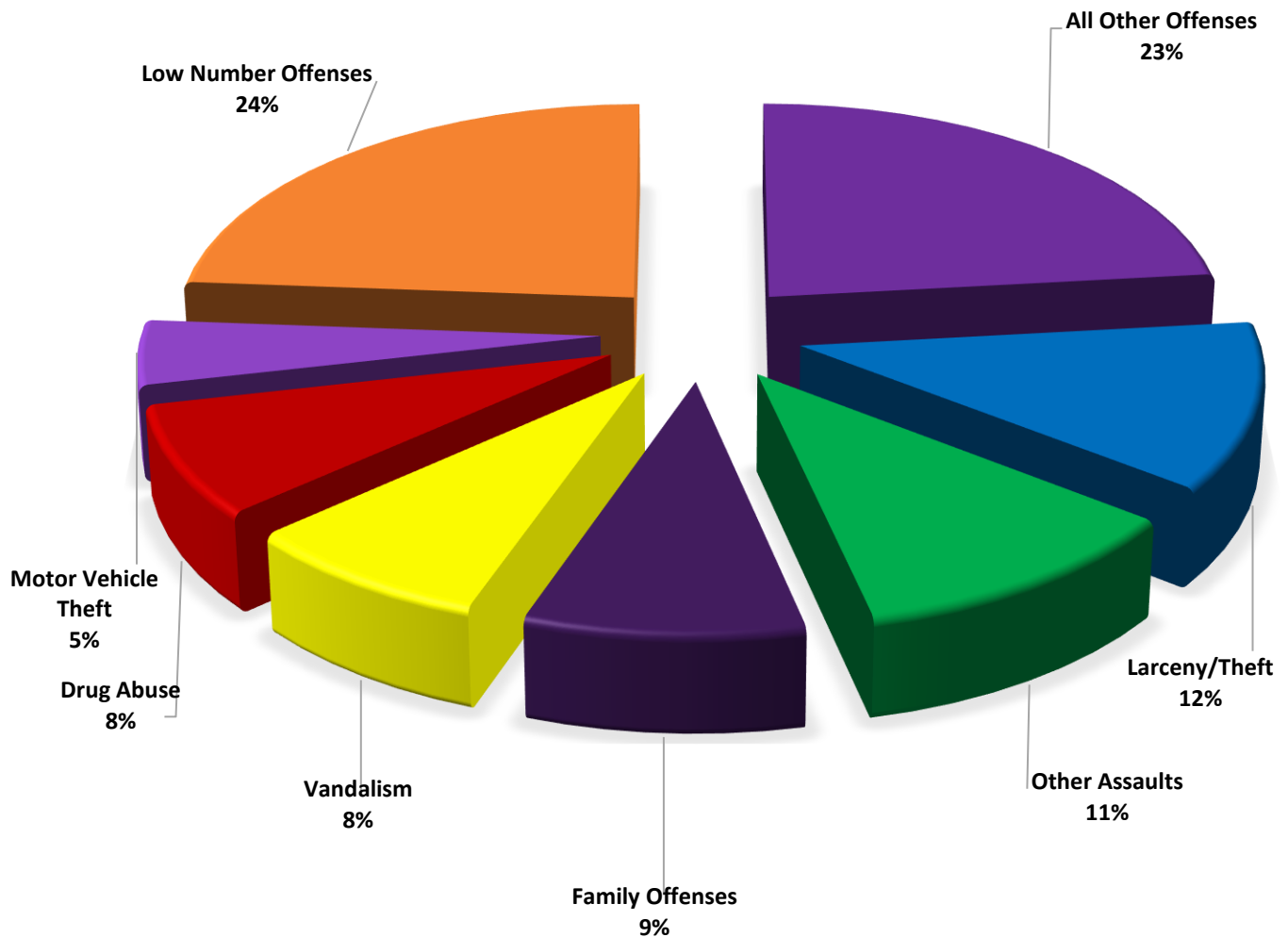
These figures represent preliminary counts of original Police Incident Reports and include all offenses within the above listed City Council District only. Full statistical analysis to determine the confidence level of this data has not been performed. The results contained herein are approximate in relation to the listed area and may not fully coincide with data shown in other areas of SLCPD's Crime Statistics page such as Calls for Service, Crimes Trending, and Crime Reports due to and reflective of departmental procedures that were in place at the time the event occurred and the date this data was compiled. Results displayed are not distinguished as attempted or completed crimes, do not include other calls for police service, and only represent police service where a report was made. Police Incident Reports are classified by primary offense categories as defined by the Uniform Crime Reporting (UCR) system, however for this report all offenses are included, and each incident may have more than one offense listed on it. In cases where there is more than one offense listed, all offenses are counted individually. Although every reasonable verification effort is made, the accuracy of any data is subject to the constraints of the report generation process as well as the manner, format, and point in time of any query.

PART I OFFENSES:	Chosen by the FBI as Part I Offenses because they are serious crimes that occur with regularity in all areas of the country and are likely to be reported to Police.
PART II OFFENSES:	All other crimes other than the eight Part I Offenses. The Uniform Crime Reporting Program gathers only arrest data for Part II Offenses, however, SLCPD results displayed in this document display all Part II Offenses, regardless of the presence of arrest data.
ALL OTHER OFFENSES:	Under the Part II Offense section, 'All Other Offenses' include Peeping Tom, Trespass, Kidnap/Abduction, Pornography, Extortion/Blackmail, Bribery, Warrants, Sexual Offenses, Obstruction, Public Peace, and Hit & Run.
NON-UCR OFFENSES:	Non-UCR Offenses include reports for all other offenses not classified as a Part I or Part II Offense. Results displayed separate some of these offenses such as Ambulance Calls, Deaths, Missing Persons, Suicides, Suspicious Activity, and Traffic Accidents.
ALL OTHER NON-UCR:	Under the Non-UCR category, 'All Other' include the remainder of offenses not classified as Part I or Part II and not separated from the Non-UCR Offenses. These include things such as Loud Parties, Barking Dogs, Mentally Ill Subjects, Citizen Assistance, etc.
LOW NUMBER OFFENSES:	On page two, in the interest of space and allowing for easier viewing, the category titled 'Low Number Offenses' include Part I and Part II Offenses from page one that have totals under the amount of 16.

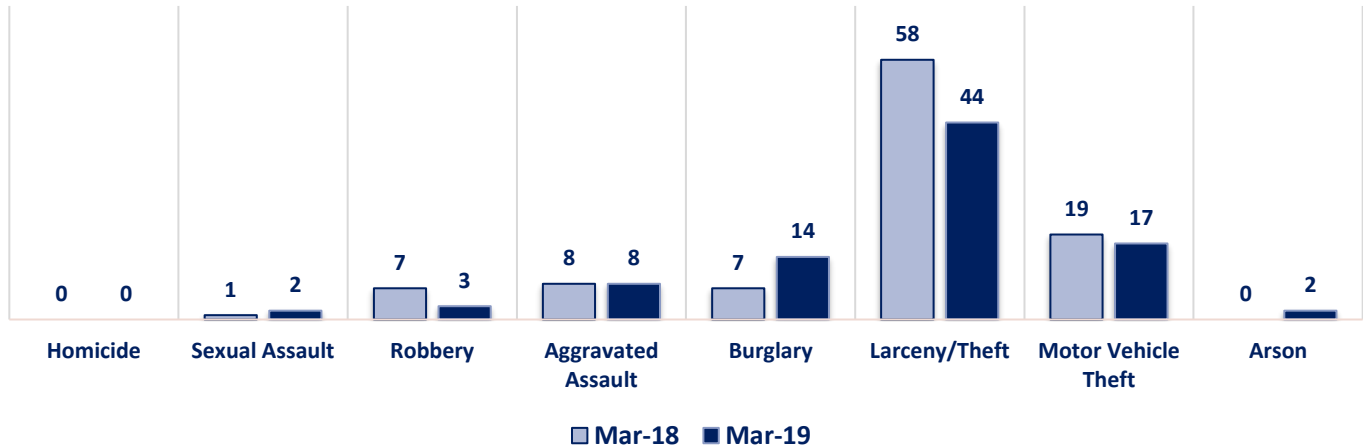
Offenses

PART I OFFENSES	OFFENSE	MAR 18	MAR 19	OFFENSE	MAR 18	MAR 19	PART II OFFENSES
	Homicide	0	0	Other Assaults	33	40	
	Sexual Assault	1	2	Forgery/Counterfeit	6	2	
	Robbery	7	3	Fraud	18	15	
	Aggravated Assault	8	8	Embezzlement	0	1	
	Burglary	7	14	Stolen Property	1	3	
	Larceny/Theft	58	44	Vandalism	49	29	
	Motor Vehicle Theft	19	17	Weapons	4	16	
	Arson	0	2	Prostitution	5	3	
NON-UCR OFFENSES	PART I TOTALS	100	90	Sex Offenses	3	2	
	Ambulance Calls	9	13	Drug Abuse	22	29	
	Deaths	2	2	Gambling	0	0	
	Missing Persons	10	5	Family Offenses	27	32	
	Suicides	0	0	DUI	3	4	
	Suspicious Activity	6	5	Liquor Laws	0	0	
	Traffic Accidents	37	20	Drunkenness	6	4	
	All Other	101	166	Disorderly Conduct	6	3	
	NON-UCR TOTALS	165	211	All Other Offenses	58	84	
TOTALS	PART I OFFENSES	100	90	Curfew/Loitering	0	0	
	PART II OFFENSES	246	271	Runaway	5	4	
	NON-UCR OFFENSES	165	211	PART II TOTALS	246	271	
	TOTAL	511	572				

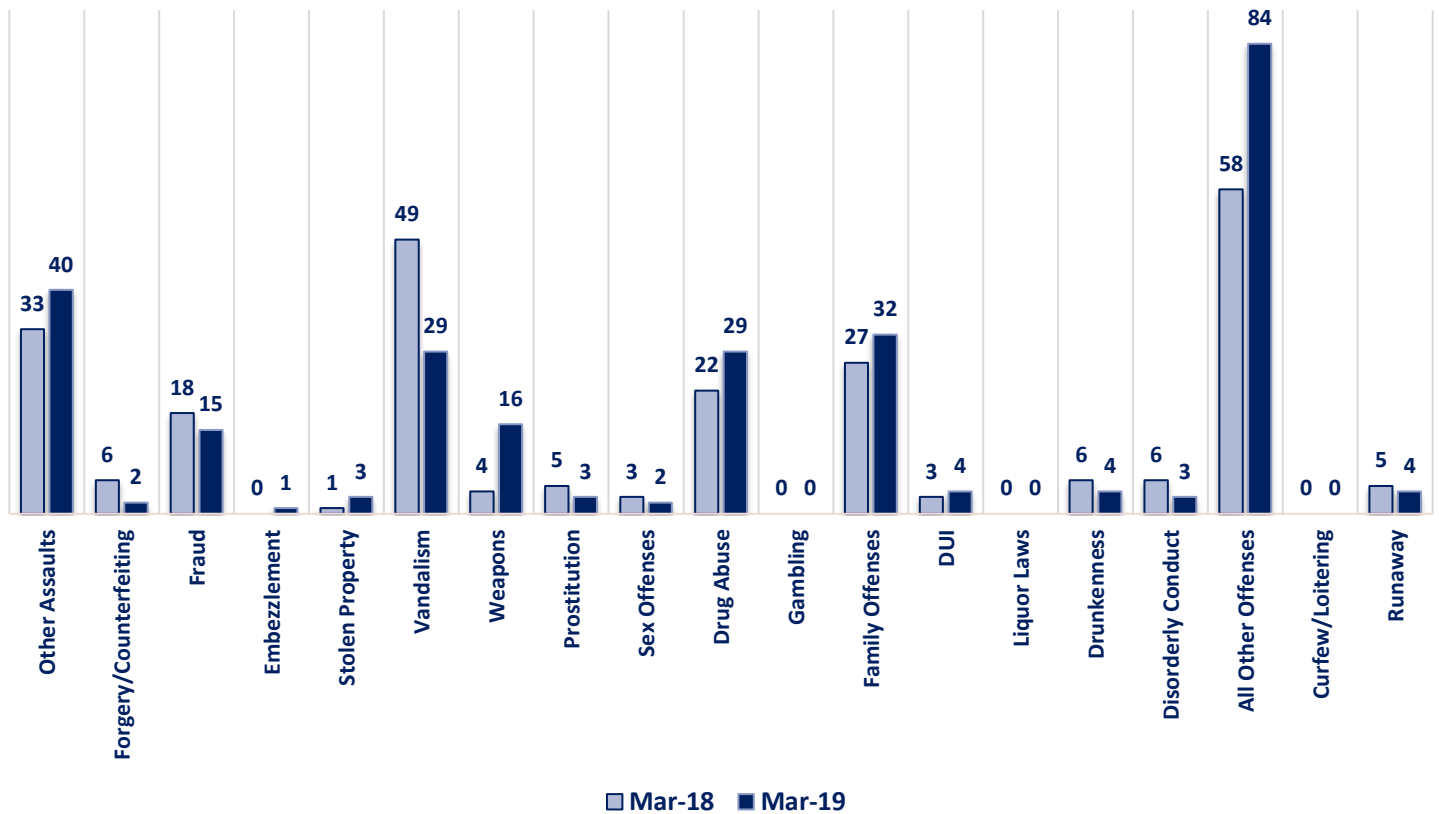
MARCH 2019- PART I & II OFFENSE PERCENTAGES



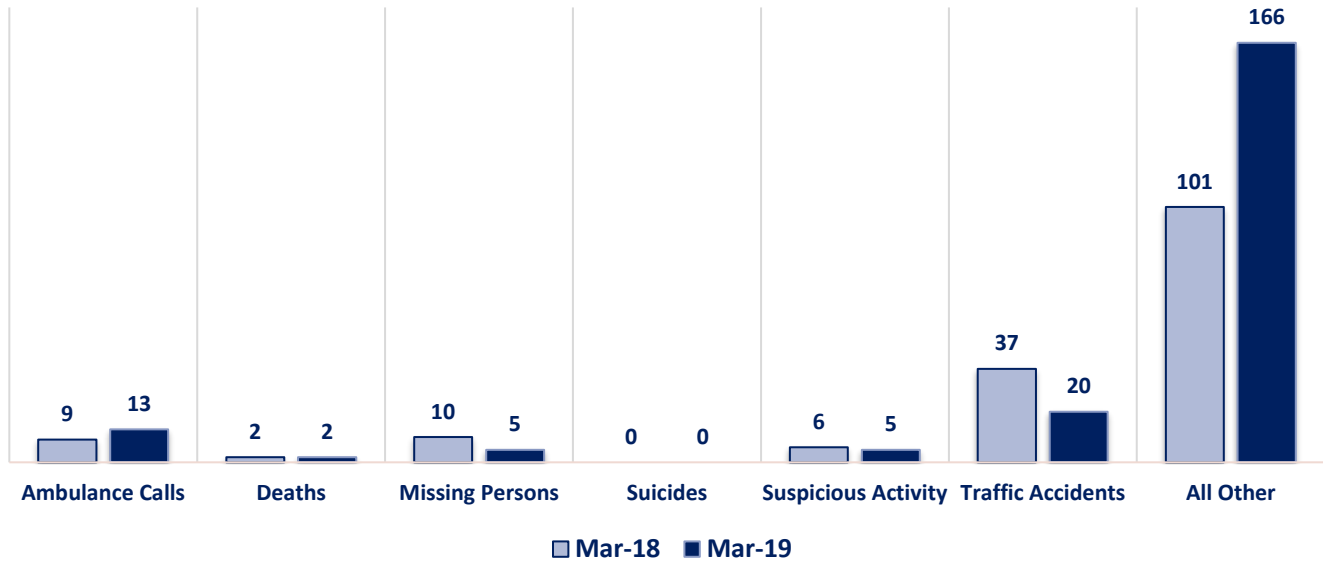
Part I Offenses



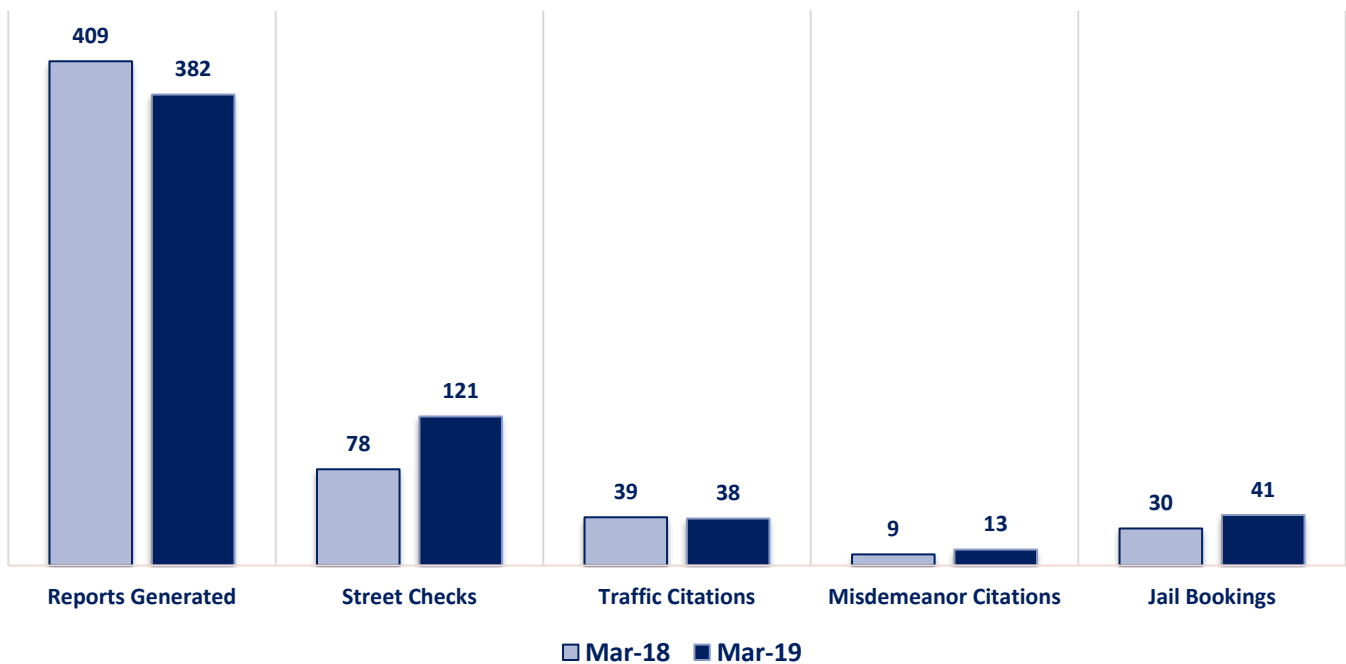
Part II Offenses



Non-UCR Offenses

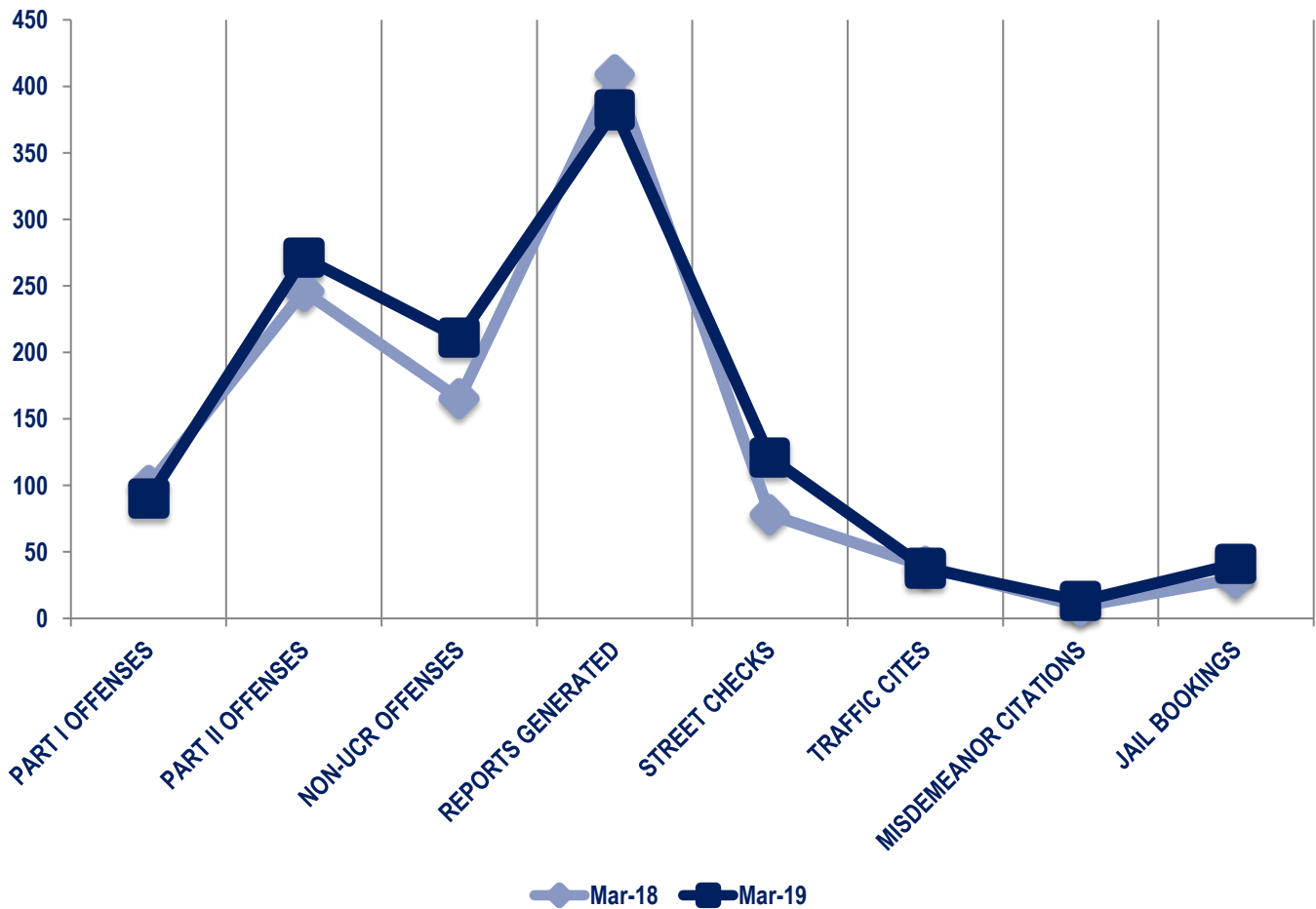


Other Event Totals



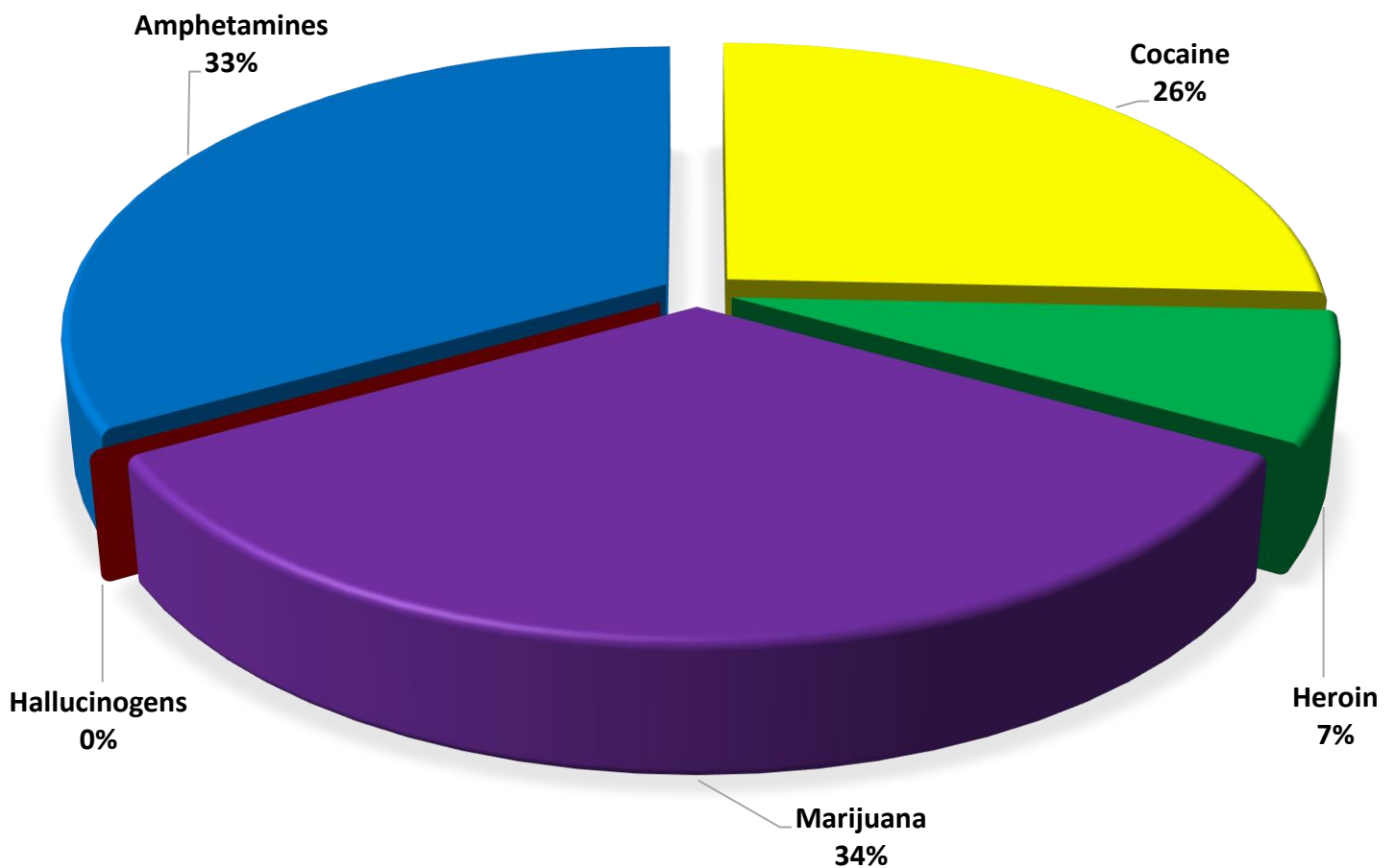
Combined Offense/Event Trends

	MARCH 2018	MARCH 2019
Part I Offenses	100	90
Part II Offenses	246	271
NonUCR Offenses	165	211
Reports Generated	409	382
Street Checks	78	121
Traffic Citations	39	38
Misdemeanor Citations	9	13
Jail Bookings	30	41

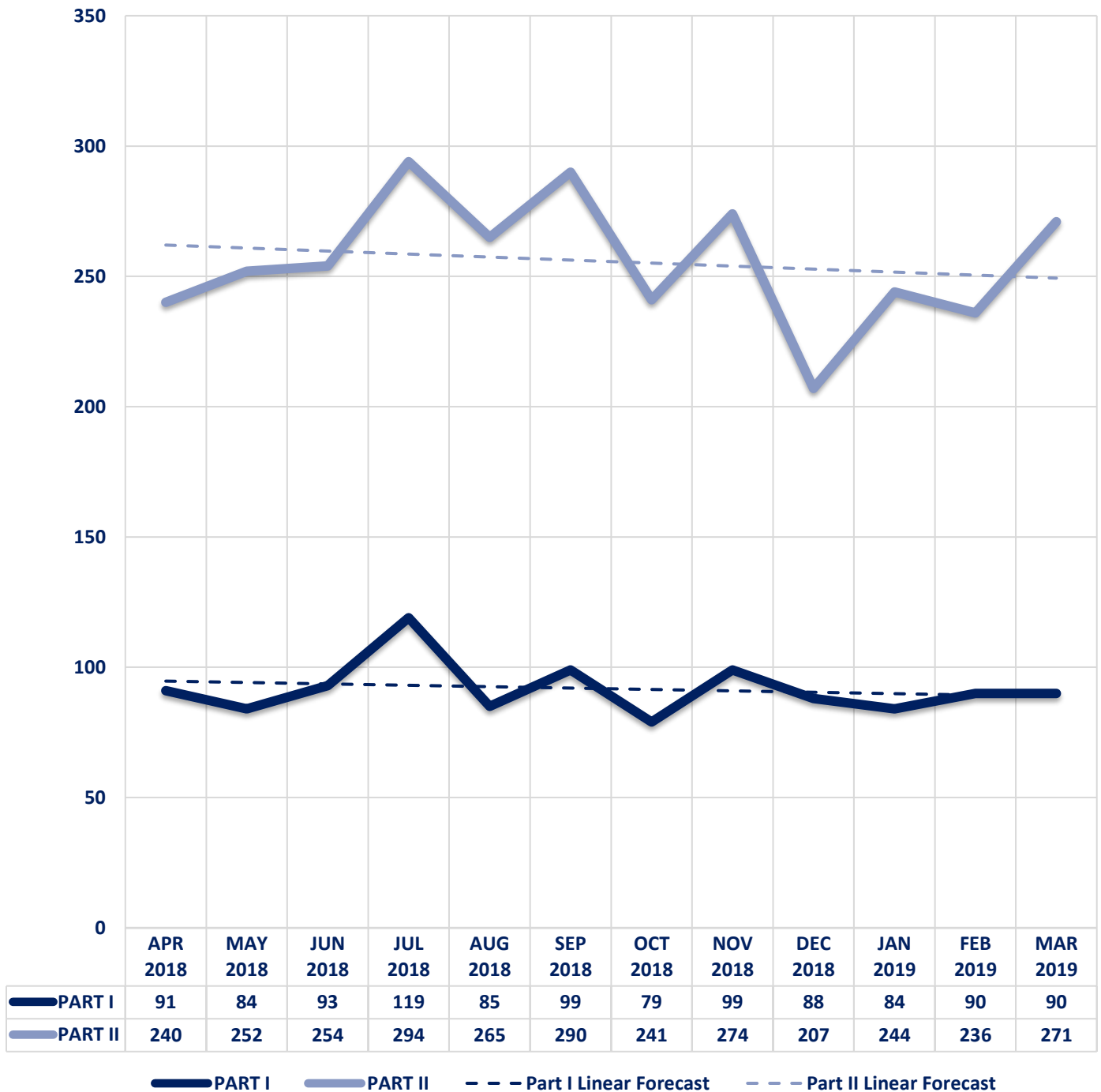


Seized Drugs

TYPE	DOSES	STREET VALUE	
Cocaine	66.0	\$	660.00
Heroin	19.0	\$	190.00
Marijuana	86.5	\$	519.24
Hallucinogens	0.0	\$	-
Amphetamines	85.1	\$	851.00
TOTAL	256.6	\$	2,220.24



Part I & II Offenses - One Year





CITY COUNCIL DISTRICT #1

MONTHLY OFFENSE SUMMARY

APRIL 2019

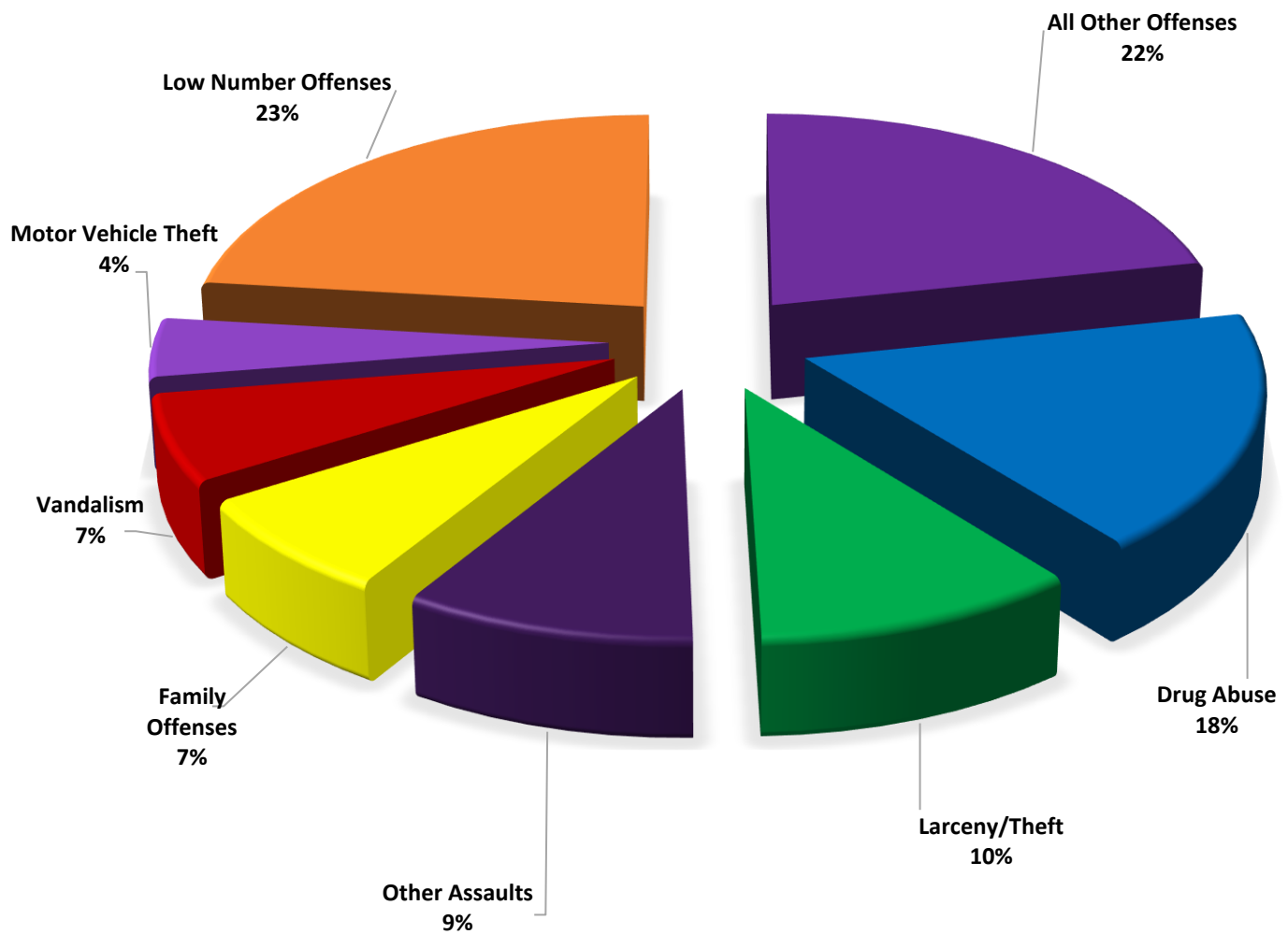
These figures represent preliminary counts of original Police Incident Reports and include all offenses within the above listed City Council District only. Full statistical analysis to determine the confidence level of this data has not been performed. The results contained herein are approximate in relation to the listed area and may not fully coincide with data shown in other areas of SLCPD's Crime Statistics page such as Calls for Service, Crimes Trending, and Crime Reports due to and reflective of departmental procedures that were in place at the time the event occurred and the date this data was compiled. Results displayed are not distinguished as attempted or completed crimes, do not include other calls for police service, and only represent police service where a report was made. Police Incident Reports are classified by primary offense categories as defined by the Uniform Crime Reporting (UCR) system, however for this report all offenses are included, and each incident may have more than one offense listed on it. In cases where there is more than one offense listed, all offenses are counted individually. Although every reasonable verification effort is made, the accuracy of any data is subject to the constraints of the report generation process as well as the manner, format, and point in time of any query.

PART I OFFENSES:	Chosen by the FBI as Part I Offenses because they are serious crimes that occur with regularity in all areas of the country and are likely to be reported to Police.
PART II OFFENSES:	All other crimes other than the eight Part I Offenses. The Uniform Crime Reporting Program gathers only arrest data for Part II Offenses, however, SLCPD results displayed in this document display all Part II Offenses, regardless of the presence of arrest data.
ALL OTHER OFFENSES:	Under the Part II Offense section, 'All Other Offenses' include Peeping Tom, Trespass, Kidnap/Abduction, Pornography, Extortion/Blackmail, Bribery, Warrants, Sexual Offenses, Obstruction, Public Peace, and Hit & Run.
NON-UCR OFFENSES:	Non-UCR Offenses include reports for all other offenses not classified as a Part I or Part II Offense. Results displayed separate some of these offenses such as Ambulance Calls, Deaths, Missing Persons, Suicides, Suspicious Activity, and Traffic Accidents.
ALL OTHER NON-UCR:	Under the Non-UCR category, 'All Other' include the remainder of offenses not classified as Part I or Part II and not separated from the Non-UCR Offenses. These include things such as Loud Parties, Barking Dogs, Mentally Ill Subjects, Citizen Assistance, etc.
LOW NUMBER OFFENSES:	On page two, in the interest of space and allowing for easier viewing, the category titled 'Low Number Offenses' include Part I and Part II Offenses from page one that have totals under the amount of 18.

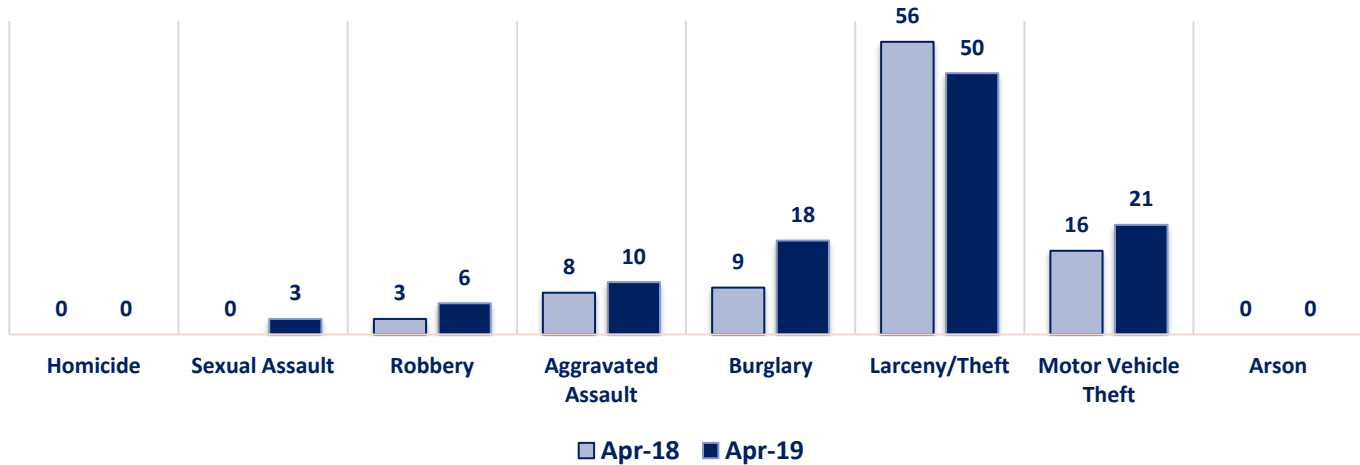
Offenses

PART I OFFENSES	OFFENSE	APR 18	APR 19	OFFENSE	APR 18	APR 19	PART II OFFENSES
	Homicide	0	0	Other Assaults	33	45	
	Sexual Assault	0	3	Forgery/Counterfeit	7	8	
	Robbery	3	6	Fraud	14	16	
	Aggravated Assault	8	10	Embezzlement	0	0	
	Burglary	9	18	Stolen Property	3	4	
	Larceny/Theft	56	50	Vandalism	42	31	
	Motor Vehicle Theft	16	21	Weapons	4	11	
NON-UCR OFFENSES	Arson	0	0	Prostitution	7	2	
	PART I TOTALS	92	108	Sex Offenses	1	3	
	Ambulance Calls	11	14	Drug Abuse	21	85	
	Deaths	2	1	Gambling	0	0	
	Missing Persons	1	2	Family Offenses	29	35	
	Suicides	0	0	DUI	2	17	
	Suspicious Activity	12	10	Liquor Laws	3	5	
	Traffic Accidents	36	50	Drunkenness	5	3	
TOTALS	All Other	121	129	Disorderly Conduct	2	2	
	NON-UCR TOTALS	183	206	All Other Offenses	67	105	
	PART I OFFENSES	92	108	Curfew/Loitering	0	0	
	PART II OFFENSES	245	376	Runaway	5	4	
	NON-UCR OFFENSES	183	206	PART II TOTALS	245	376	
	TOTAL	520	690				

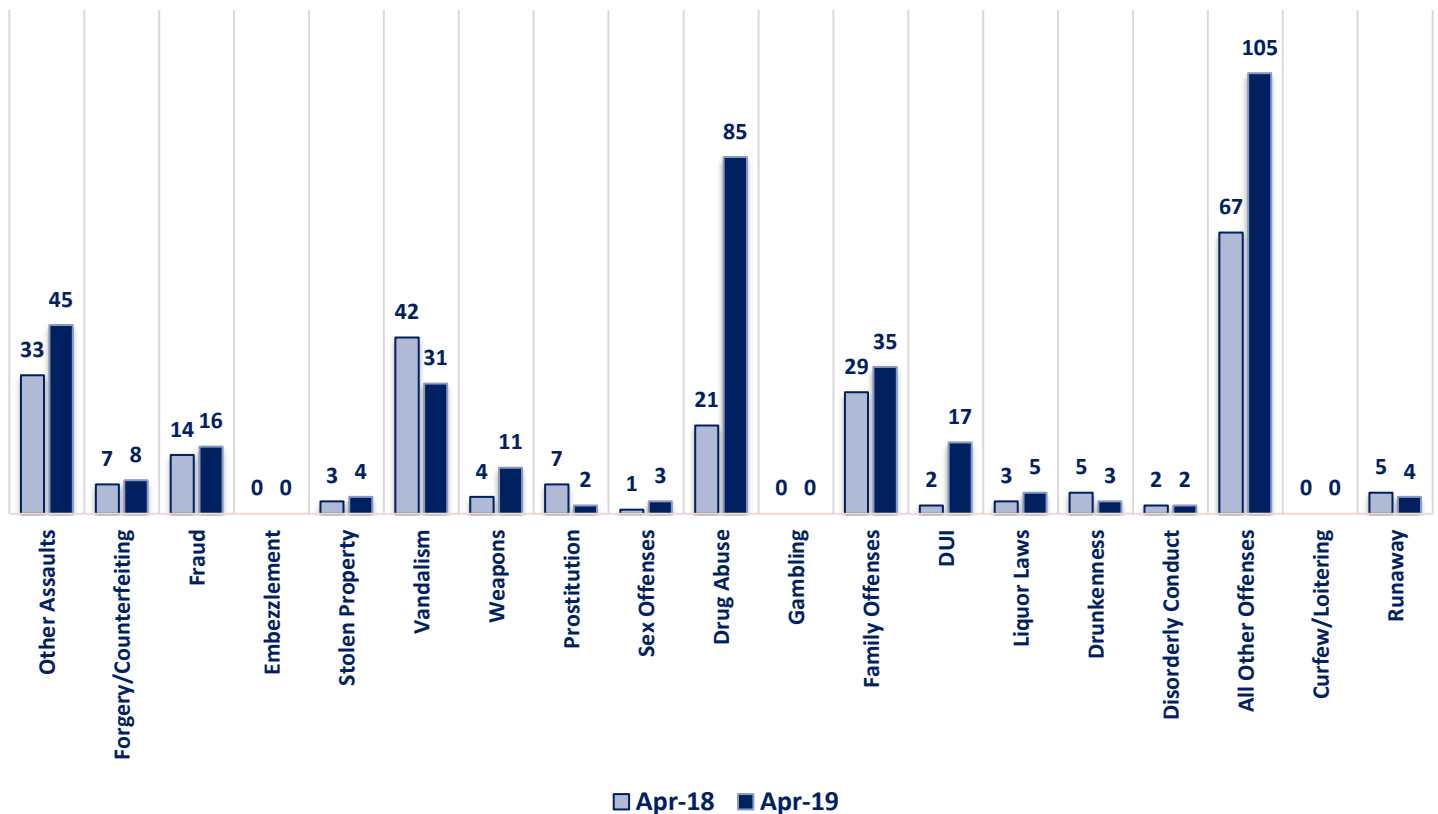
APRIL 2019 - PART I & II OFFENSE PERCENTAGES



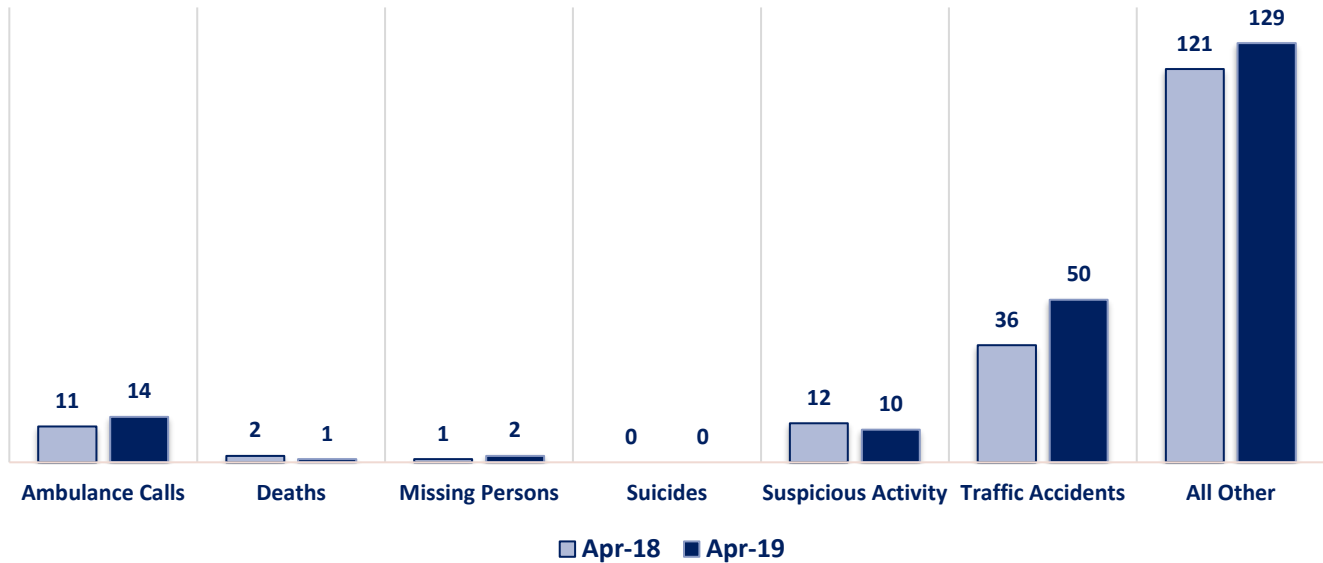
Part I Offenses



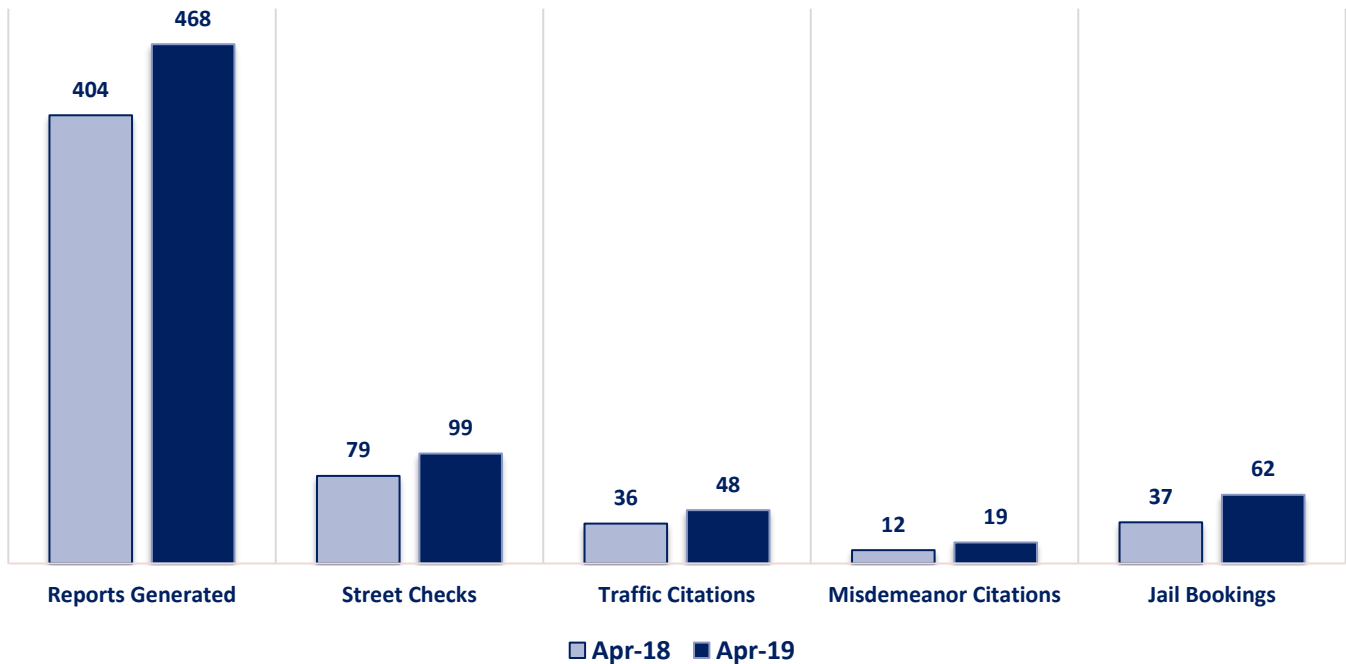
Part II Offenses



Non-UCR Offenses

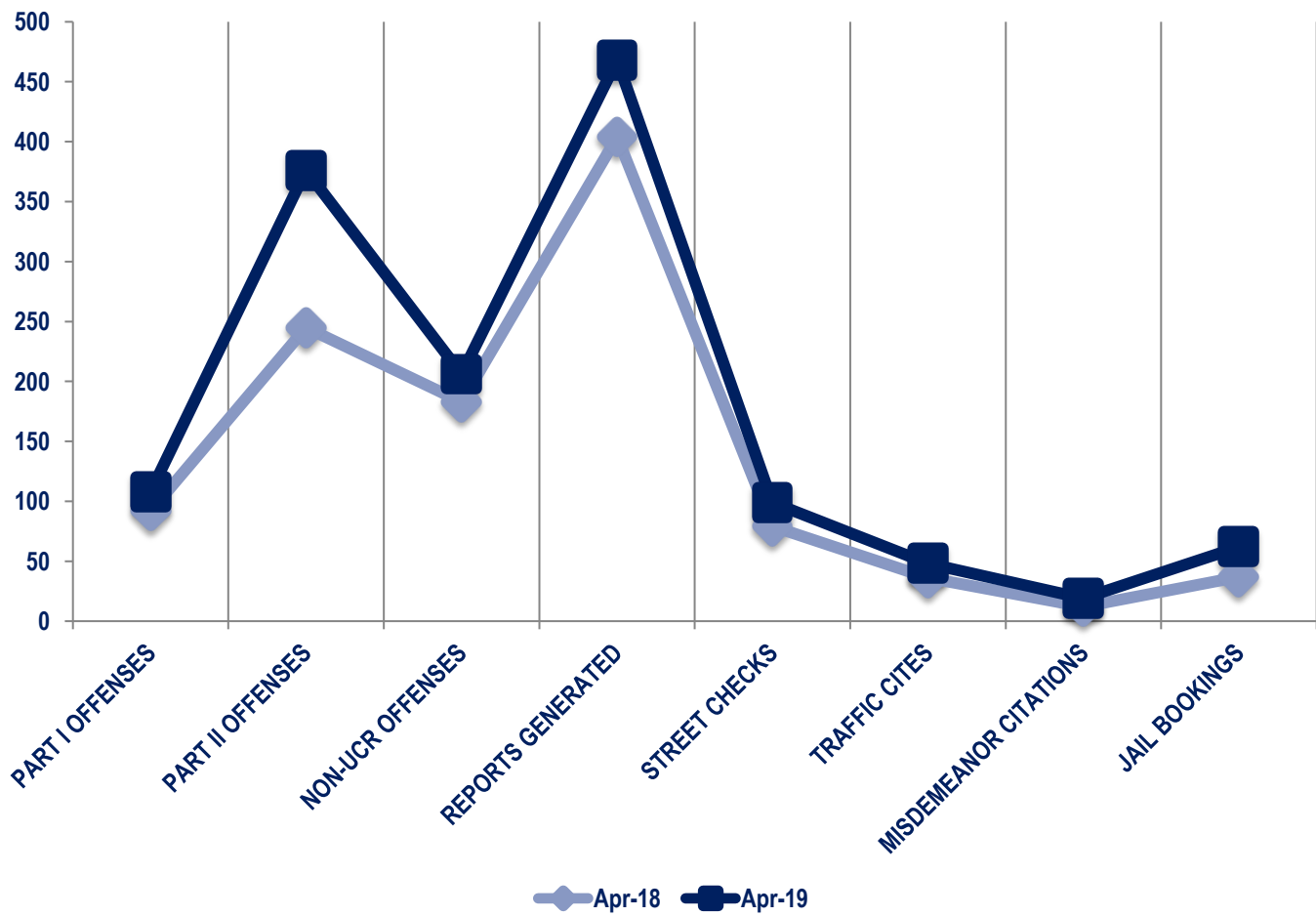


Other Event Totals



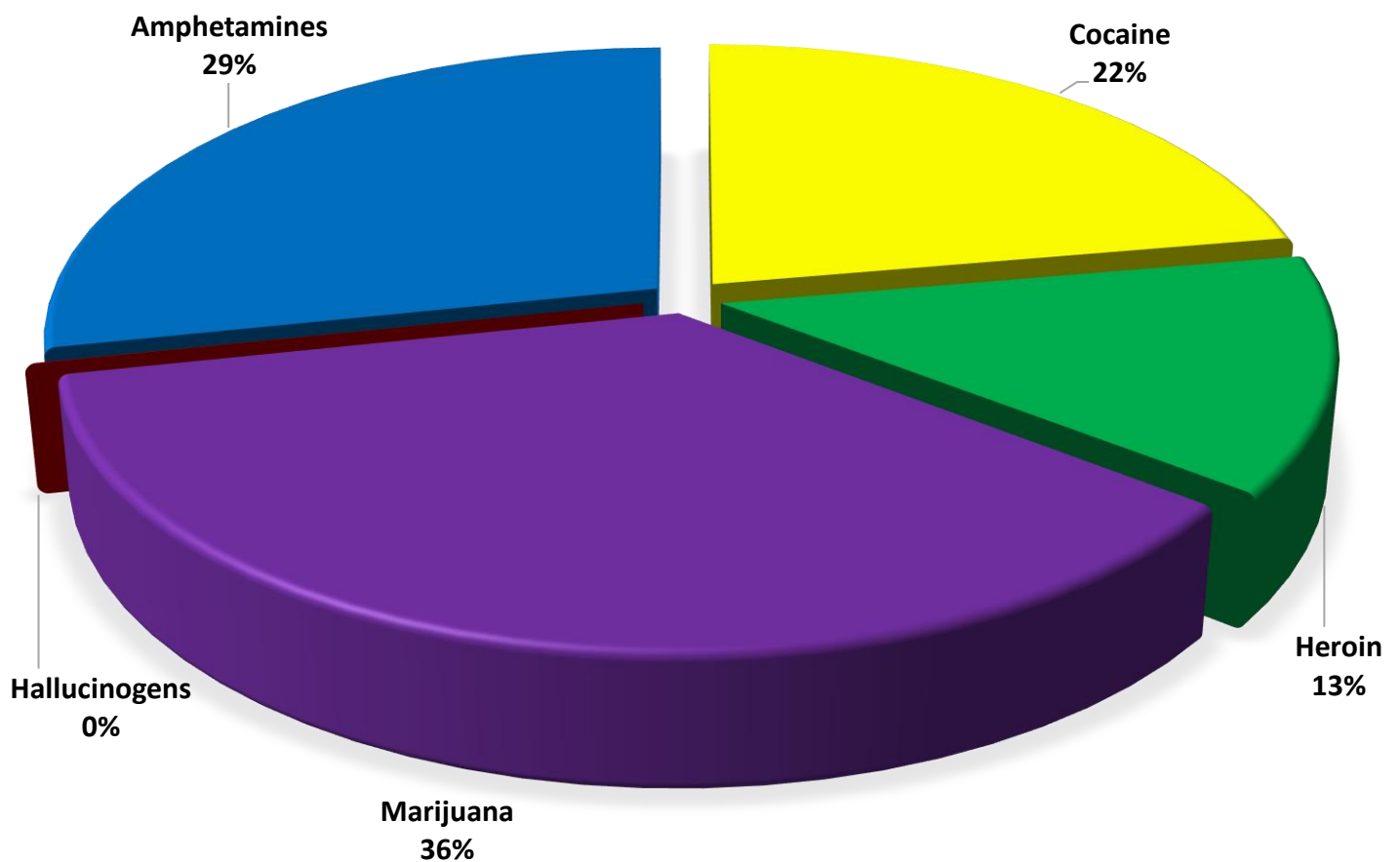
Combined Offense/Event Trends

	APR 2018	APR 2019
Part I Offenses	92	108
Part II Offenses	245	376
NonUCR Offenses	183	206
Reports Generated	404	468
Street Checks	79	99
Traffic Citations	36	48
Misdemeanor Citations	12	19
Jail Bookings	37	62

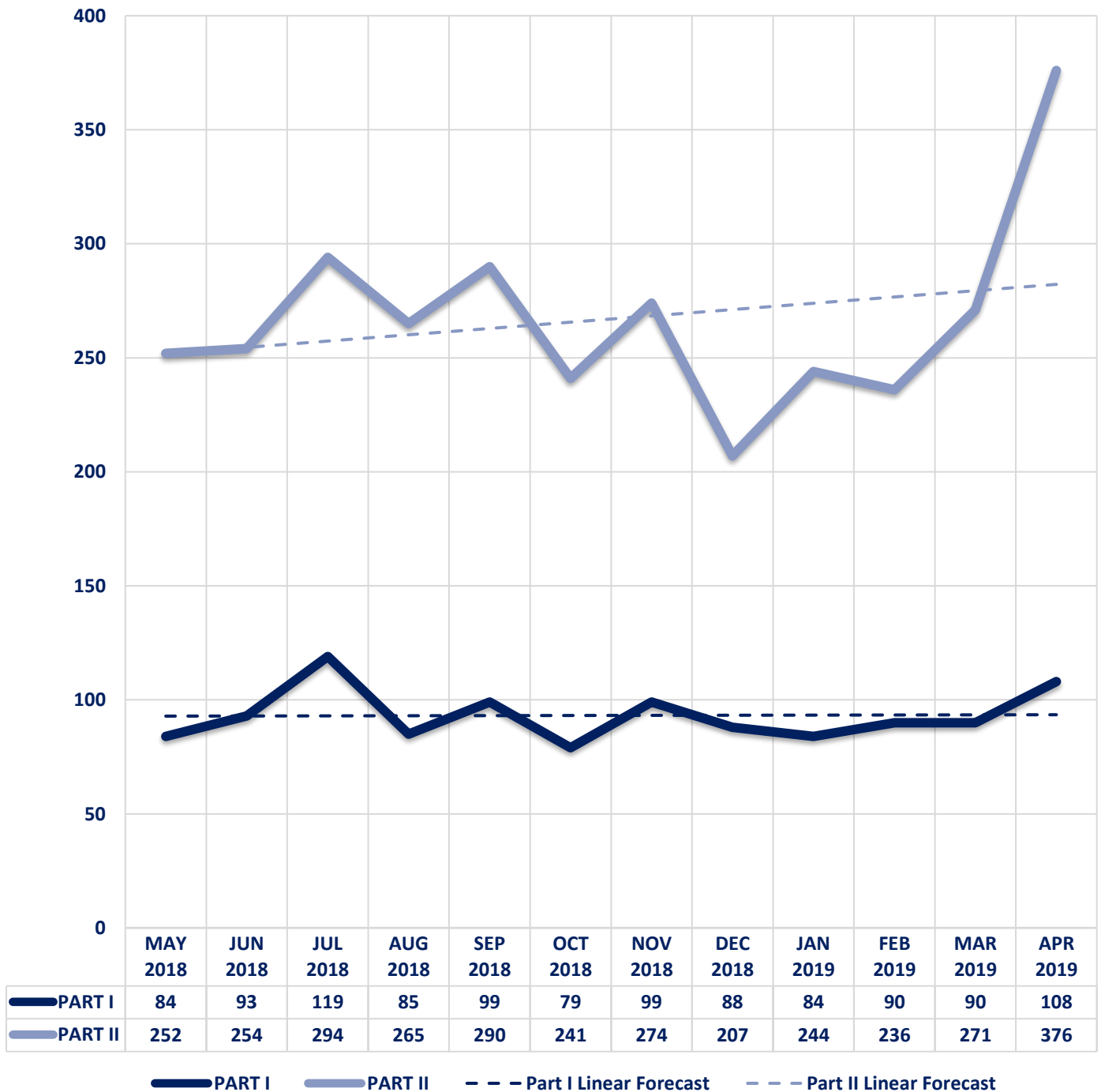


Seized Drugs

TYPE	DOSES	STREET VALUE	
Cocaine	1030.0	\$	10,300.10
Heroin	613.0	\$	6,130.19
Marijuana	1674.9	\$	10,049.69
Hallucinogens	1.0	\$	2.00
Amphetamines	1310.6	\$	13,105.50
TOTAL	4629.5	\$	39,587.48



Part I & II Offenses - One Year





CITY COUNCIL DISTRICT #1

MONTHLY OFFENSE SUMMARY

MAY 2019

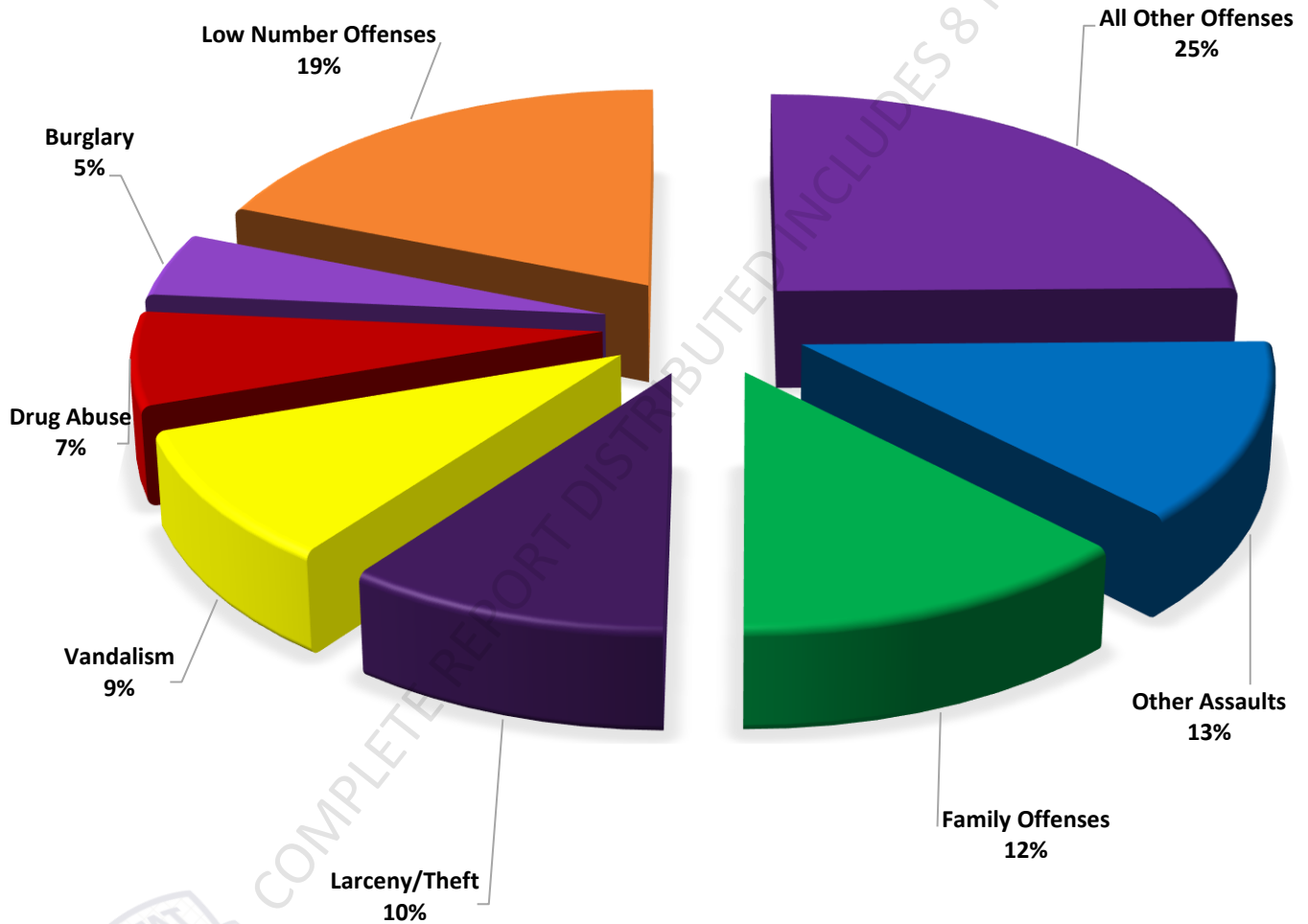
These figures represent preliminary counts of original Police Incident Reports and include all offenses within the above listed City Council District only. Full statistical analysis to determine the confidence level of this data has not been performed. The results contained herein are approximate in relation to the listed area and may not fully coincide with data shown in other areas of SLCPD's Crime Statistics page such as Calls for Service, Crimes Trending, and Crime Reports due to and reflective of departmental procedures that were in place at the time the event occurred and the date this data was compiled. Results displayed are not distinguished as attempted or completed crimes, do not include other calls for police service, and only represent police service where a report was made. Police Incident Reports are classified by primary offense categories as defined by the Uniform Crime Reporting (UCR) system, however for this report all offenses are included, and each incident may have more than one offense listed on it. In cases where there is more than one offense listed, all offenses are counted individually. Although every reasonable verification effort is made, the accuracy of any data is subject to the constraints of the report generation process as well as the manner, format, and point in time of any query.

PART I OFFENSES:	Chosen by the FBI as Part I Offenses because they are serious crimes that occur with regularity in all areas of the country and are likely to be reported to Police.
PART II OFFENSES:	All other crimes other than the eight Part I Offenses. The Uniform Crime Reporting Program gathers only arrest data for Part II Offenses, however, SLCPD results displayed in this document display all Part II Offenses, regardless of the presence of arrest data.
ALL OTHER OFFENSES:	Under the Part II Offense section, 'All Other Offenses' include Peeping Tom, Trespass, Kidnap/Abduction, Pornography, Extortion/Blackmail, Bribery, Warrants, Sexual Offenses, Obstruction, Public Peace, and Hit & Run.
NON-UCR OFFENSES:	Non-UCR Offenses include reports for all other offenses not classified as a Part I or Part II Offense. Results displayed separate some of these offenses such as Ambulance Calls, Deaths, Missing Persons, Suicides, Suspicious Activity, and Traffic Accidents.
ALL OTHER NON-UCR:	Under the Non-UCR category, 'All Other' include the remainder of offenses not classified as Part I or Part II and not separated from the Non-UCR Offenses. These include things such as Loud Parties, Barking Dogs, Mentally Ill Subjects, Citizen Assistance, etc.
LOW NUMBER OFFENSES:	On page two, in the interest of space and allowing for easier viewing, the category titled 'Low Number Offenses' include Part I and Part II Offenses from page one that have totals under the amount of 12.

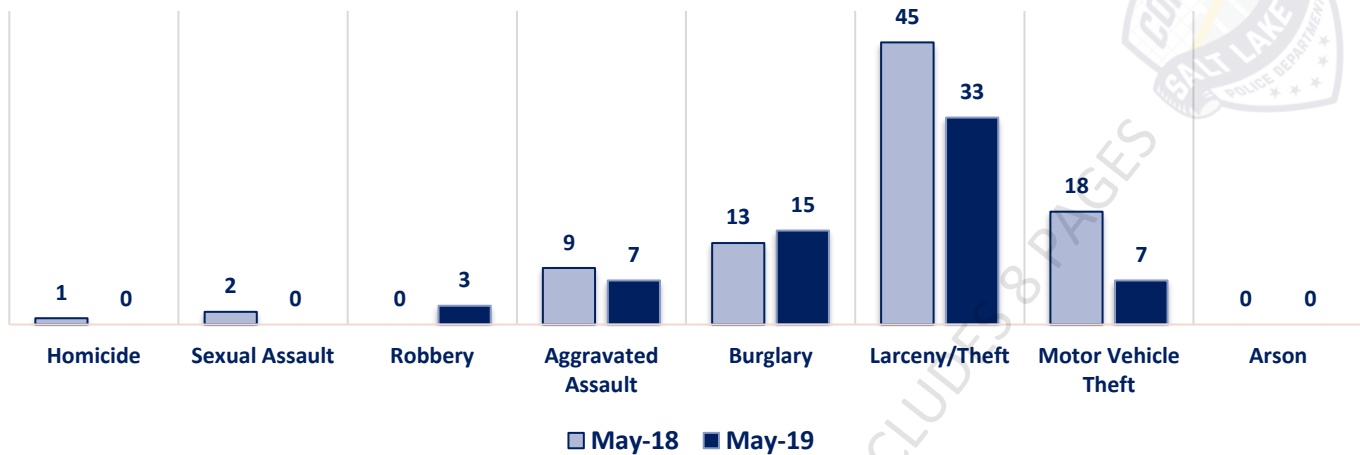
Offenses

PART I OFFENSES	OFFENSE	MAY 18	MAY 19	OFFENSE	MAY 18	MAY 19	PART II OFFENSES
	Homicide	1	0	Other Assaults	35	42	
	Sexual Assault	2	0	Forgery/Counterfeit	7	3	
	Robbery	0	3	Fraud	14	12	
	Aggravated Assault	9	7	Embezzlement	0	0	
	Burglary	13	15	Stolen Property	1	4	
	Larceny/Theft	45	33	Vandalism	31	31	
	Motor Vehicle Theft	18	7	Weapons	3	6	
	Arson	0	0	Prostitution	3	1	
NON-UCR OFFENSES	PART I TOTALS	88	65	Sex Offenses	4	0	PART II OFFENSES
	Ambulance Calls	9	9	Drug Abuse	28	22	
	Deaths	0	7	Gambling	0	0	
	Missing Persons	3	8	Family Offenses	33	41	
	Suicides	1	0	DUI	0	3	
	Suspicious Activity	8	19	Liquor Laws	2	0	
	Traffic Accidents	33	39	Drunkenness	8	6	
	All Other	124	117	Disorderly Conduct	2	5	
	NON-UCR TOTALS	178	199	All Other Offenses	78	81	
TOTALS	PART I OFFENSES	88	65	Curfew/Loitering	0	0	PART II OFFENSES
	PART II OFFENSES	256	262	Runaway	7	5	
	NON-UCR OFFENSES	178	199	PART II TOTALS	256	262	
	TOTAL	522	526				

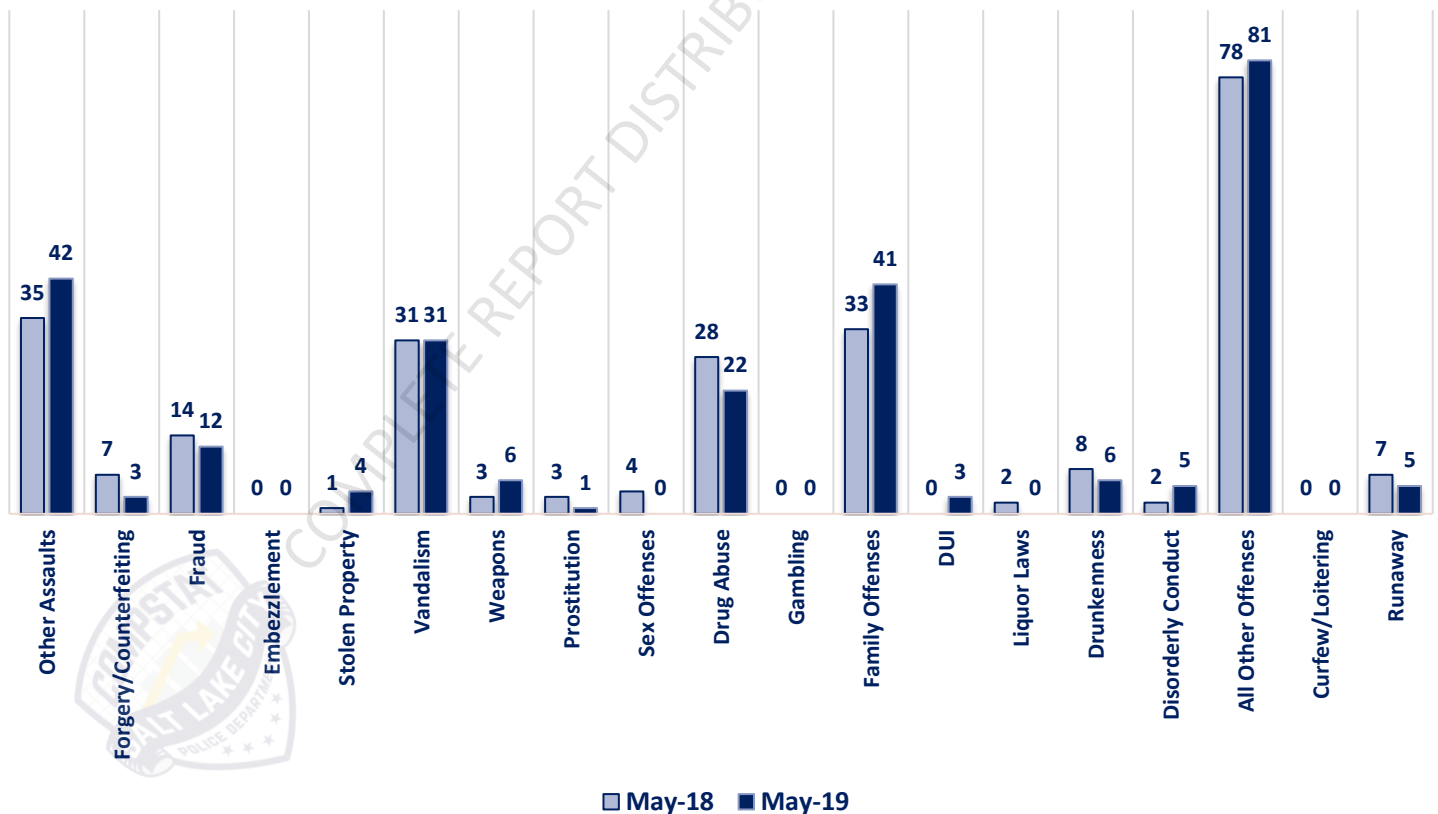
MAY 2019- PART I & II OFFENSE PERCENTAGES



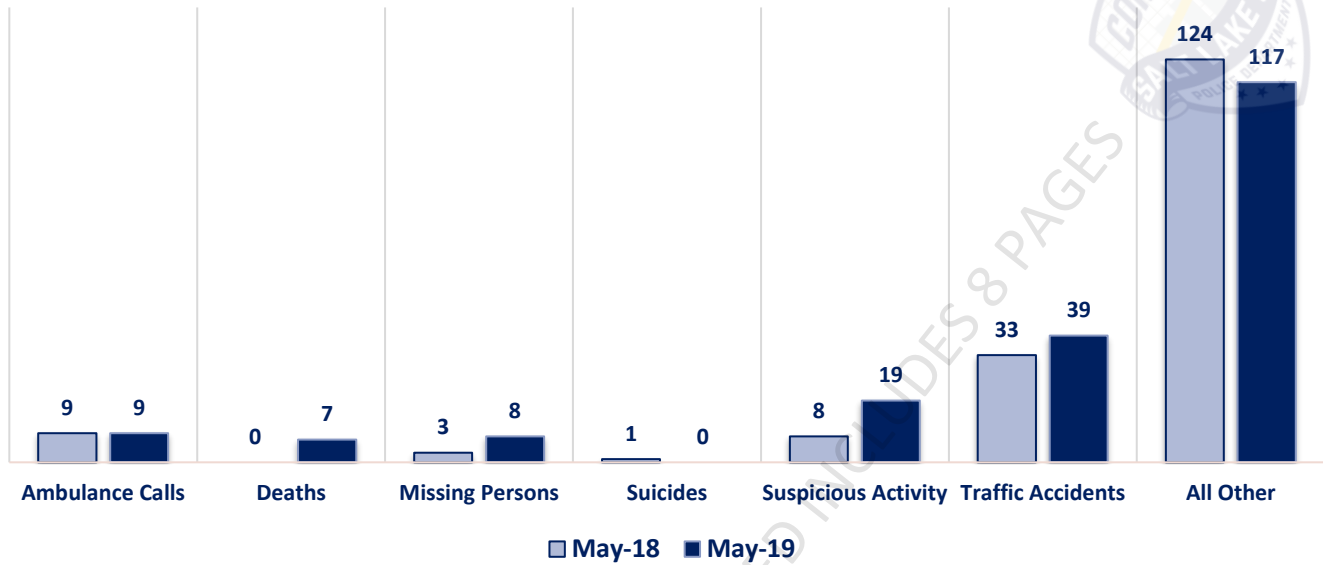
Part I Offenses



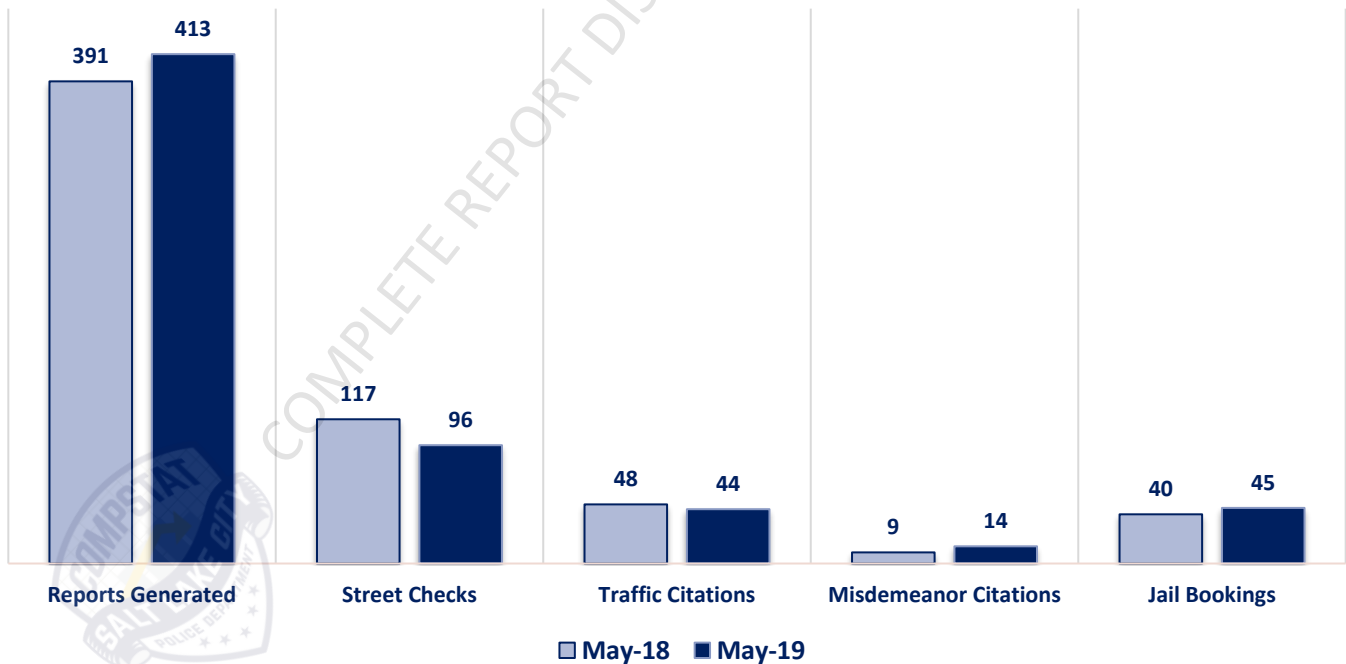
Part II Offenses



Non-UCR Offenses

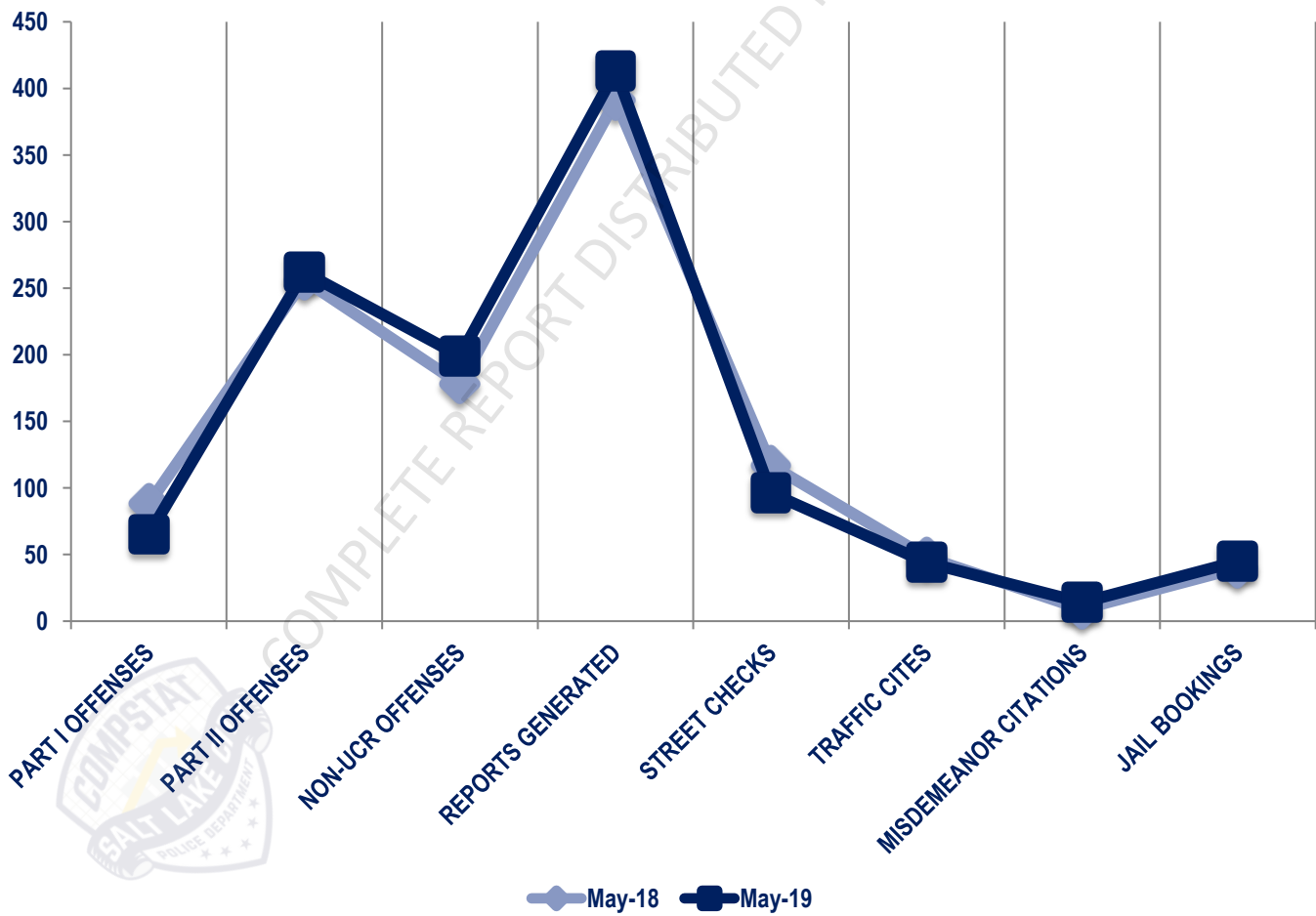


Other Event Totals



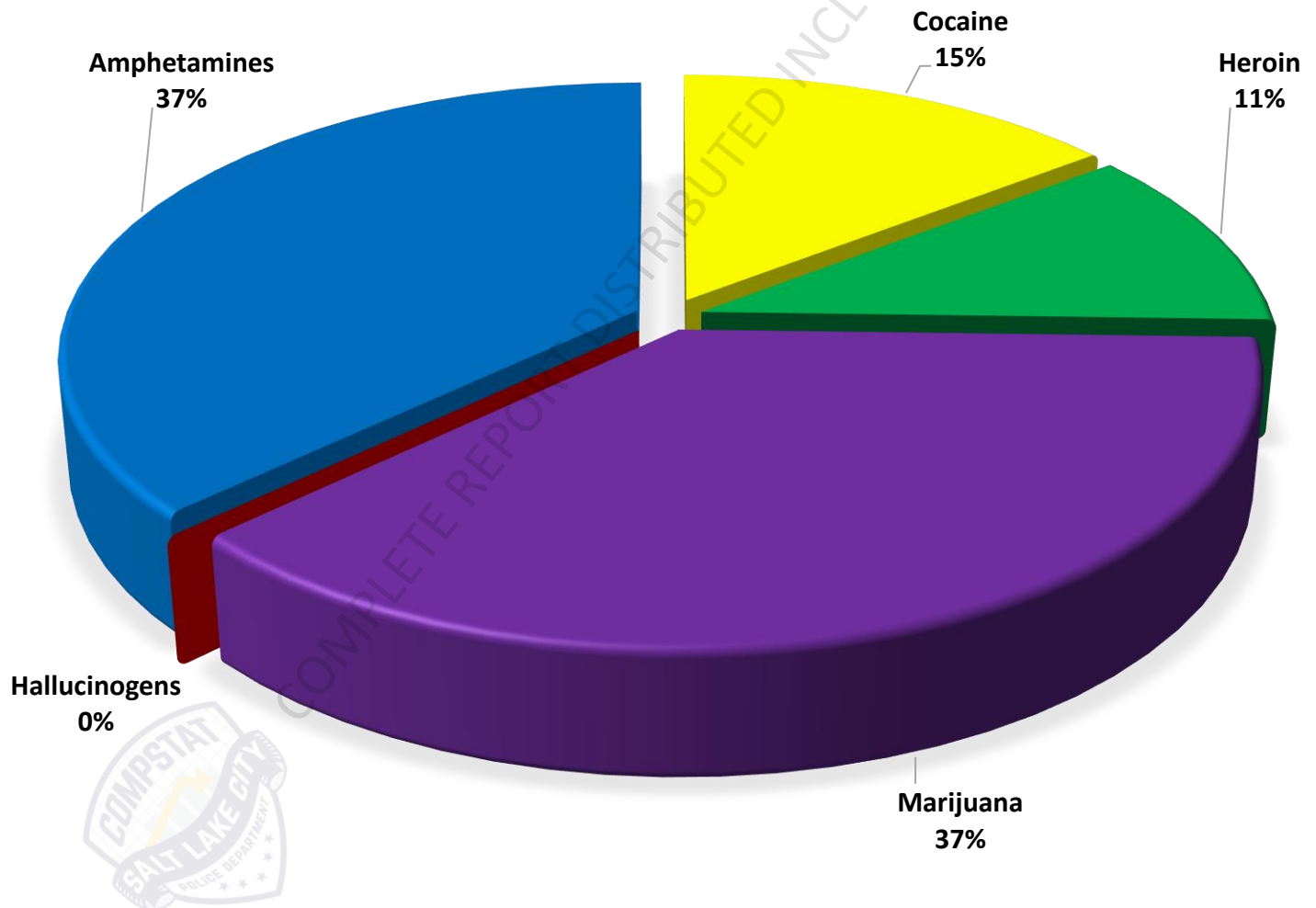
Combined Offense/Event Trends

	MAY 2018	MAY 2019
Part I Offenses	88	65
Part II Offenses	256	262
NonUCR Offenses	178	199
Reports Generated	391	413
Street Checks	117	96
Traffic Citations	48	44
Misdemeanor Citations	9	14
Jail Bookings	40	45

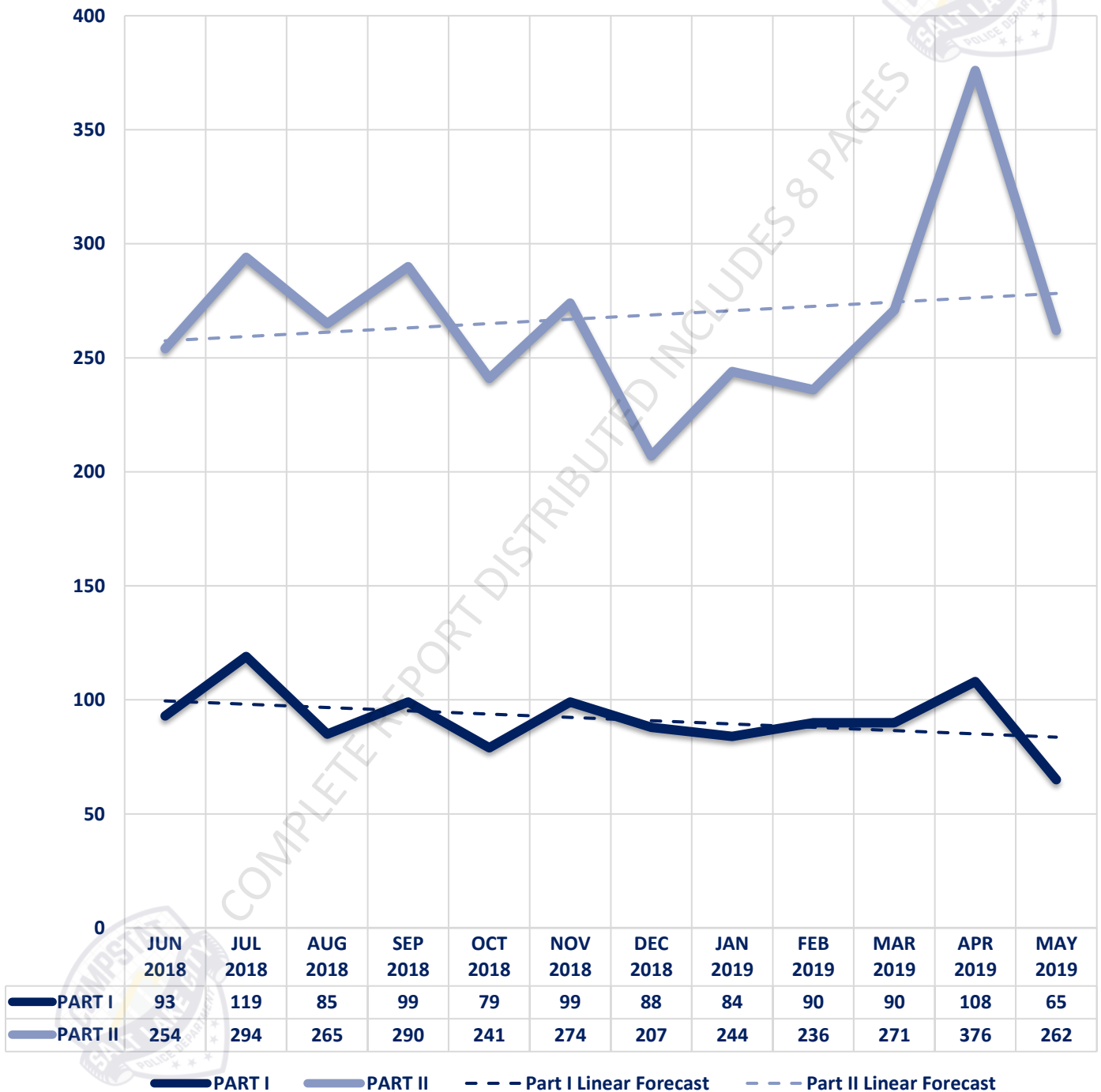


Seized Drugs

TYPE	DOSES	STREET VALUE
Cocaine	20.0	\$ 200.00
Heroin	15.0	\$ 150.00
Marijuana	51.6	\$ 309.57
Hallucinogens	0.0	\$ -
Amphetamines	51.0	\$ 510.00
TOTAL	137.6	\$ 1,169.57



Part I & II Offenses - One Year





CITY COUNCIL DISTRICT #1 MONTHLY OFFENSE SUMMARY

JUNE 2019

These figures represent preliminary counts of original Police Incident Reports and include all offenses within the above listed City Council District only. Full statistical analysis to determine the confidence level of this data has not been performed. The results contained herein are approximate in relation to the listed area and may not fully coincide with data shown in other areas of SLCPD's Crime Statistics page such as Calls for Service, Crimes Trending, and Crime Reports due to and reflective of departmental procedures that were in place at the time the event occurred and the date this data was compiled. Results displayed are not distinguished as attempted or completed crimes, do not include other calls for police service, and only represent police service where a report was made. Police Incident Reports are classified by primary offense categories as defined by the Uniform Crime Reporting (UCR) system, however for this report all offenses are included, and each incident may have more than one offense listed on it. In cases where there is more than one offense listed, all offenses are counted individually. Although every reasonable verification effort is made, the accuracy of any data is subject to the constraints of the report generation process as well as the manner, format, and point in time of any query.

PART I OFFENSES:	Chosen by the FBI as Part I Offenses because they are serious crimes that occur with regularity in all areas of the country and are likely to be reported to Police.
PART II OFFENSES:	All other crimes other than the eight Part I Offenses. The Uniform Crime Reporting Program gathers only arrest data for Part II Offenses, however, SLCPD results displayed in this document display all Part II Offenses, regardless of the presence of arrest data.
ALL OTHER OFFENSES:	Under the Part II Offense section, 'All Other Offenses' include Peeping Tom, Trespass, Kidnap/Abduction, Pornography, Extortion/Blackmail, Bribery, Warrants, Sexual Offenses, Obstruction, Public Peace, and Hit & Run.
NON-UCR OFFENSES:	Non-UCR Offenses include reports for all other offenses not classified as a Part I or Part II Offense. Results displayed separate some of these offenses such as Ambulance Calls, Deaths, Missing Persons, Suicides, Suspicious Activity, and Traffic Accidents.
ALL OTHER NON-UCR:	Under the Non-UCR category, 'All Other' include the remainder of offenses not classified as Part I or Part II and not separated from the Non-UCR Offenses. These include things such as Loud Parties, Barking Dogs, Mentally Ill Subjects, Citizen Assistance, etc.
LOW NUMBER OFFENSES:	On page two, in the interest of space and allowing for easier viewing, the category titled 'Low Number Offenses' include Part I and Part II Offenses from page one that have totals under the amount of 13.

Offenses

PART I OFFENSES

OFFENSE	JUN 18	JUN 19
Homicide	0	0
Sexual Assault	1	4
Robbery	2	4
Aggravated Assault	7	5
Burglary	8	13
Larceny/Theft	63	56
Motor Vehicle Theft	13	17
Arson	0	1
PART I TOTALS	94	100

NON-UCR OFFENSES

Ambulance Calls	14	10
Deaths	0	5
Missing Persons	5	5
Suicides	0	0
Suspicious Activity	11	13
Traffic Accidents	38	49
All Other	128	127
NON-UCR TOTALS	196	209

TOTALS

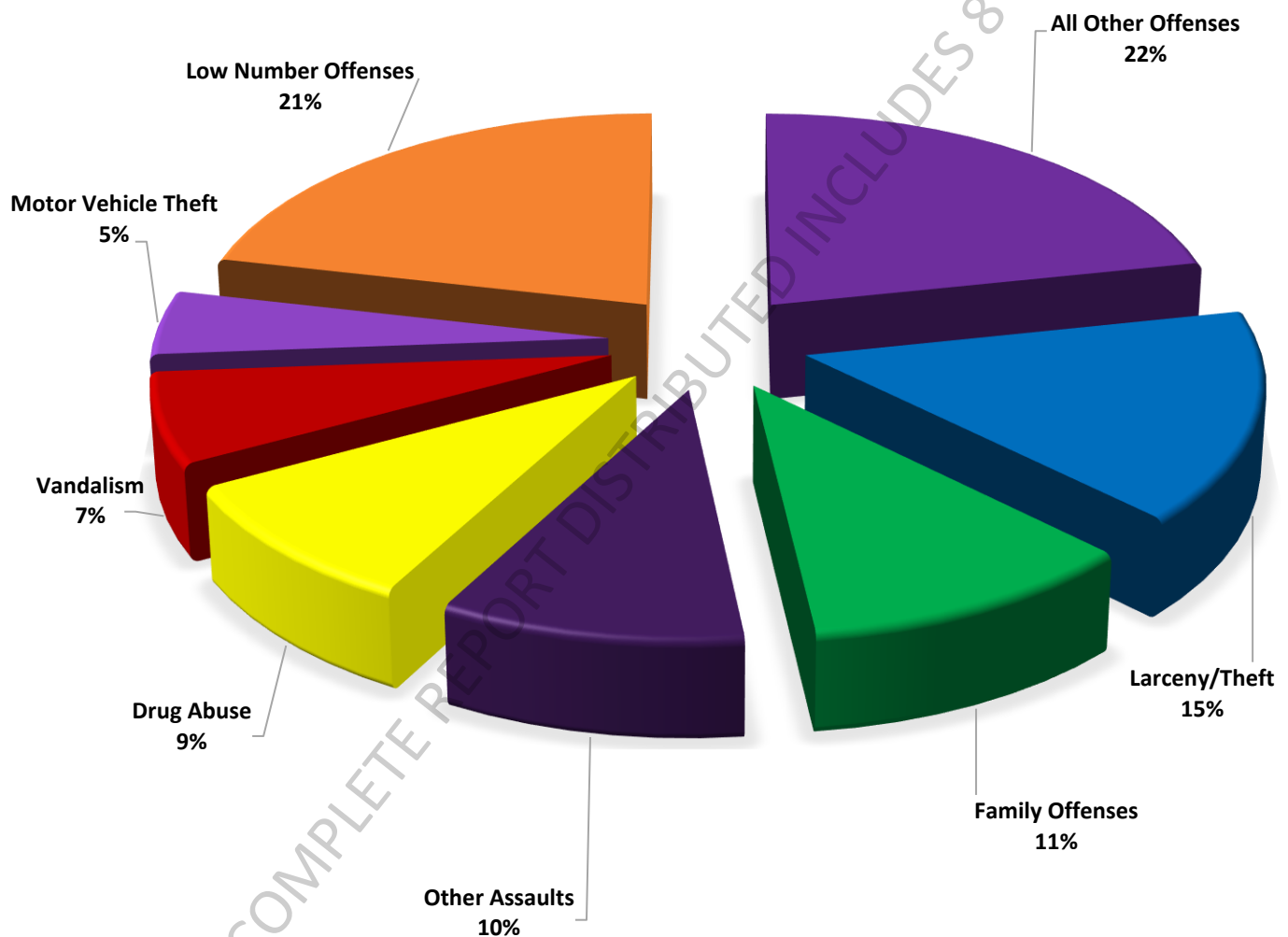
PART I OFFENSES	94	100
PART II OFFENSES	255	259
NON-UCR OFFENSES	196	209
TOTAL	545	568

PART II OFFENSES

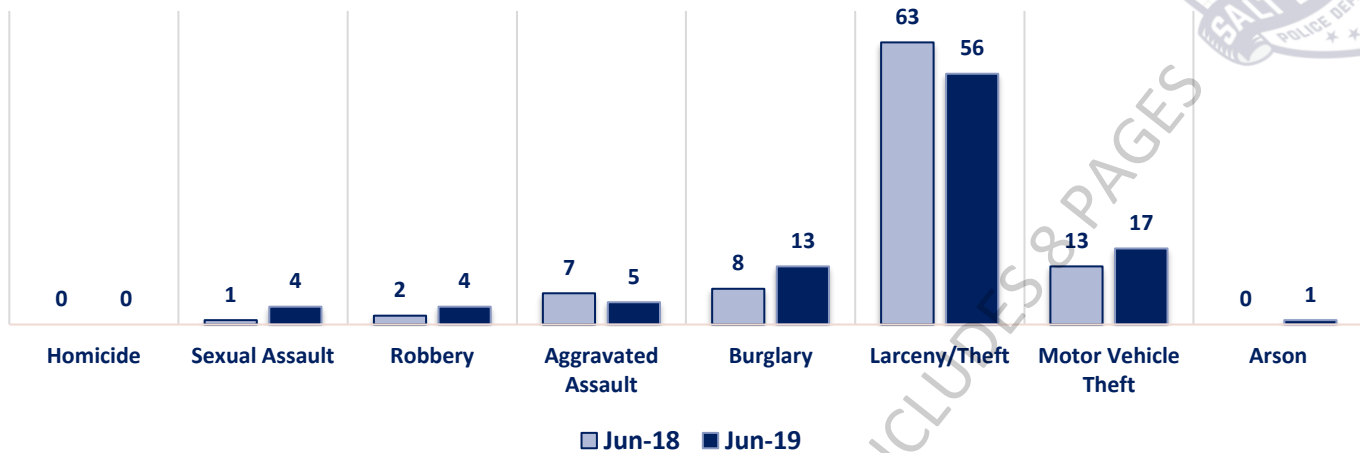
OFFENSE	JUN 18	JUN 19
Other Assaults	26	35
Forgery/Counterfeit	3	3
Fraud	10	11
Embezzlement	1	0
Stolen Property	0	3
Vandalism	30	24
Weapons	8	5
Prostitution	6	2
Sex Offenses	3	3
Drug Abuse	24	33
Gambling	0	0
Family Offenses	34	39
DUI	3	8
Liquor Laws	4	1
Drunkenness	9	4
Disorderly Conduct	0	2
All Other Offenses	87	78
Curfew/Loitering	0	0
Runaway	7	8
PART II TOTALS	255	259



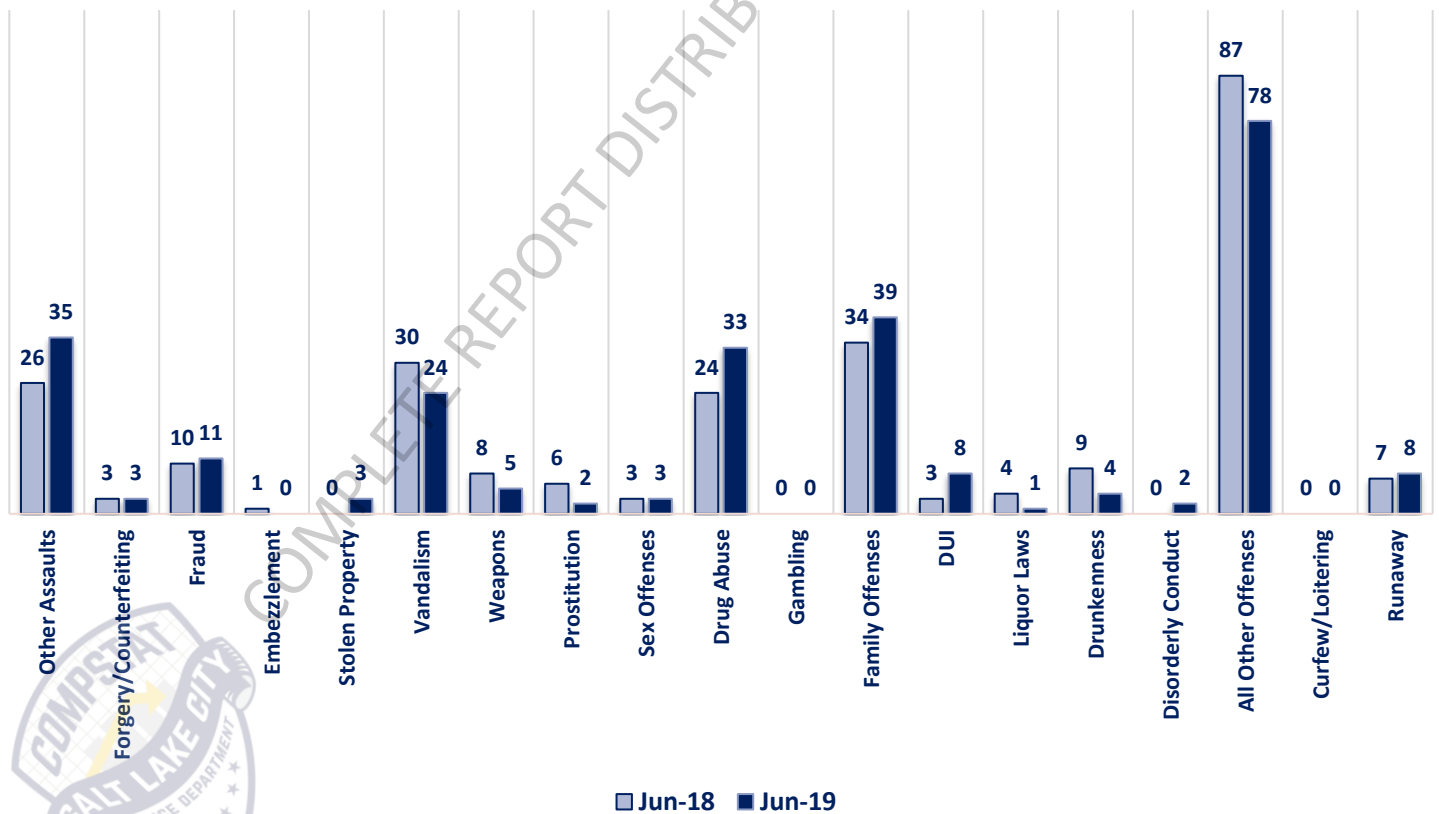
JUNE 2019 - PART I & II OFFENSE PERCENTAGES



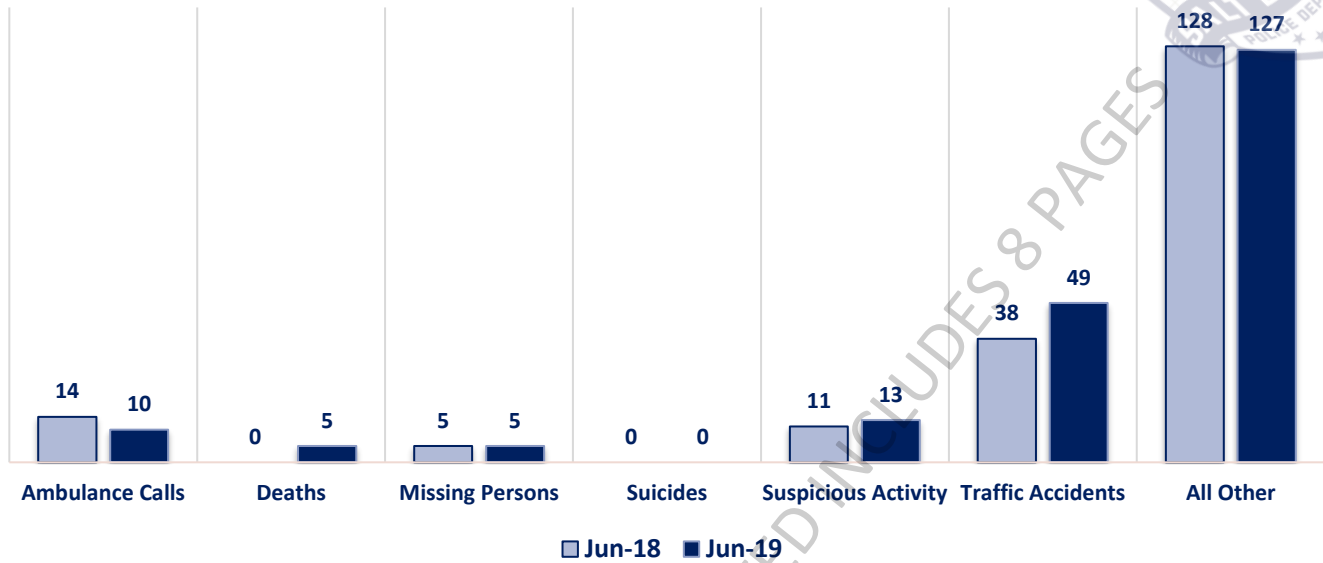
Part I Offenses



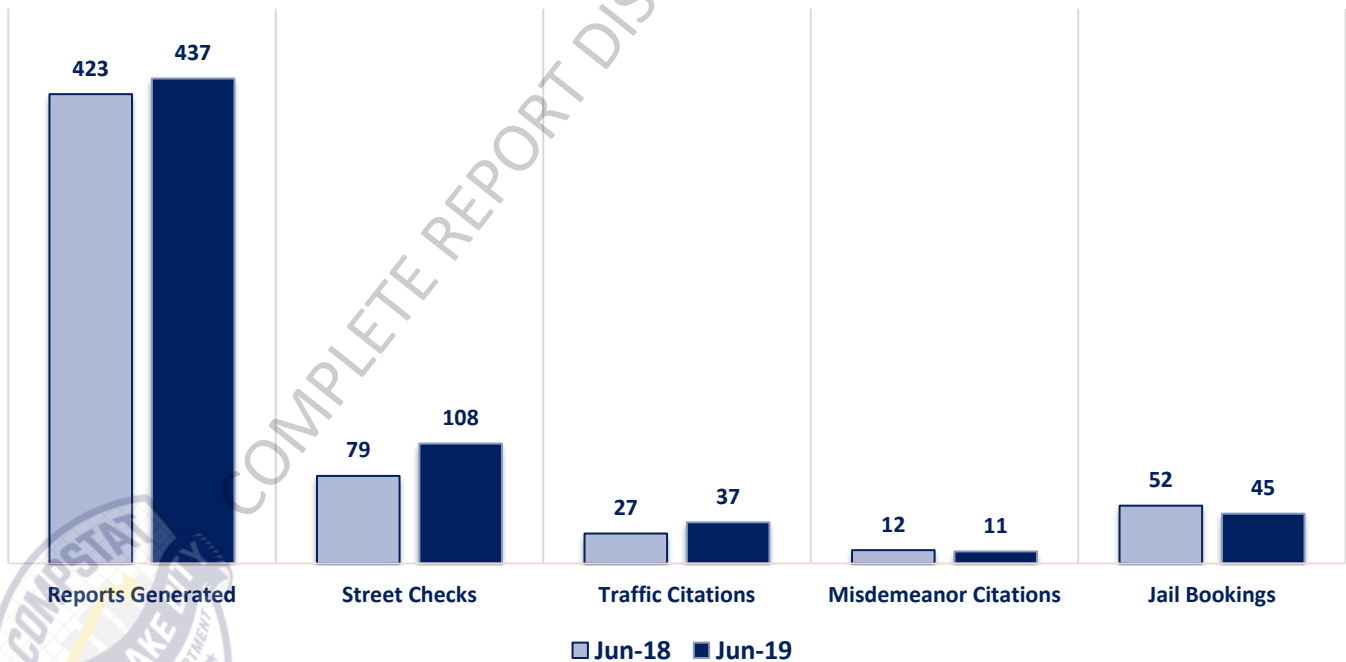
Part II Offenses



Non-UCR Offenses

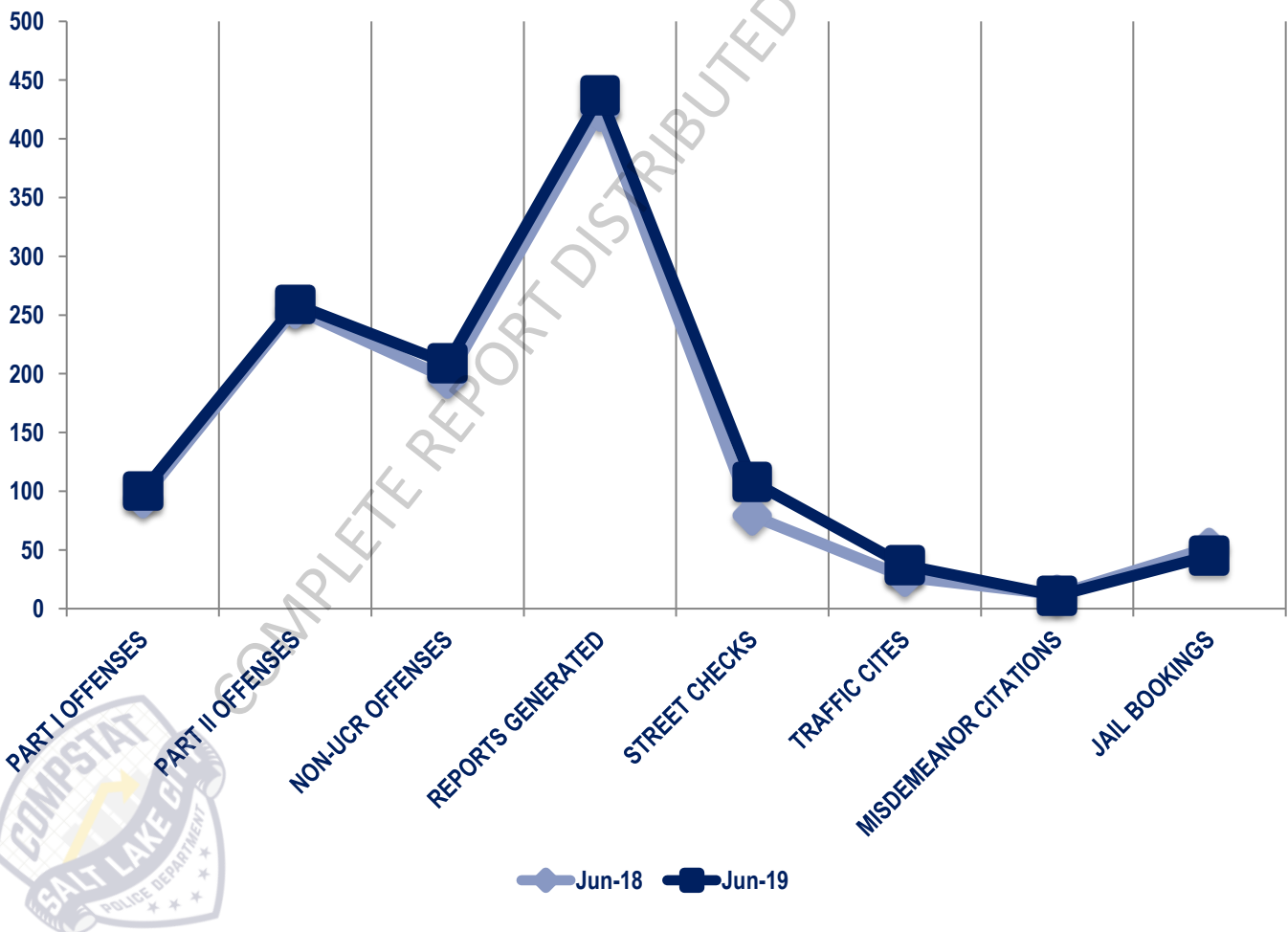


Other Event Totals



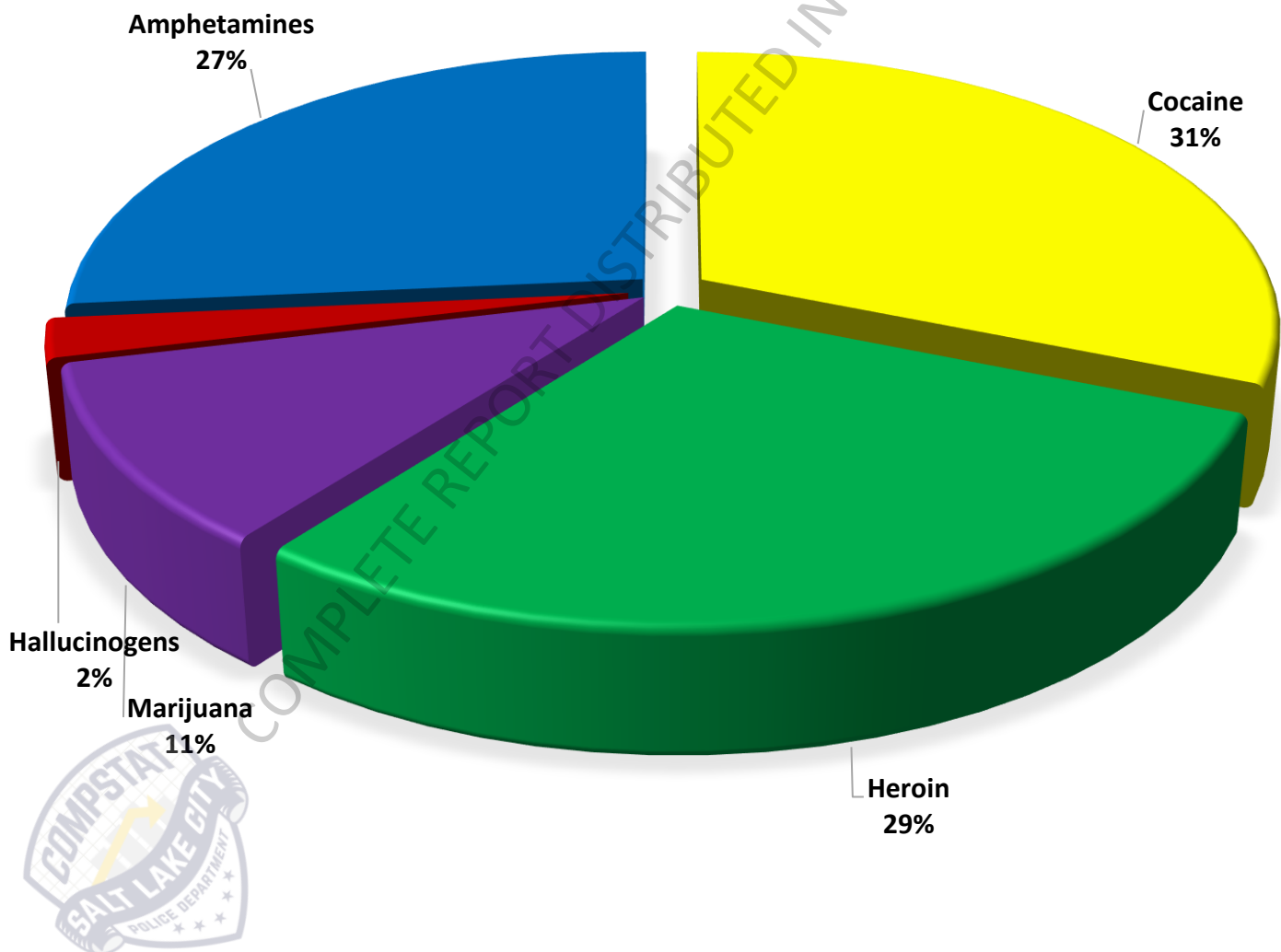
Combined Offense/Event Trends


	JUN 2018	JUN 2019
Part I Offenses	94	100
Part II Offenses	255	259
NonUCR Offenses	196	209
Reports Generated	423	437
Street Checks	79	108
Traffic Citations	27	37
Misdemeanor Citations	12	11
Jail Bookings	52	45



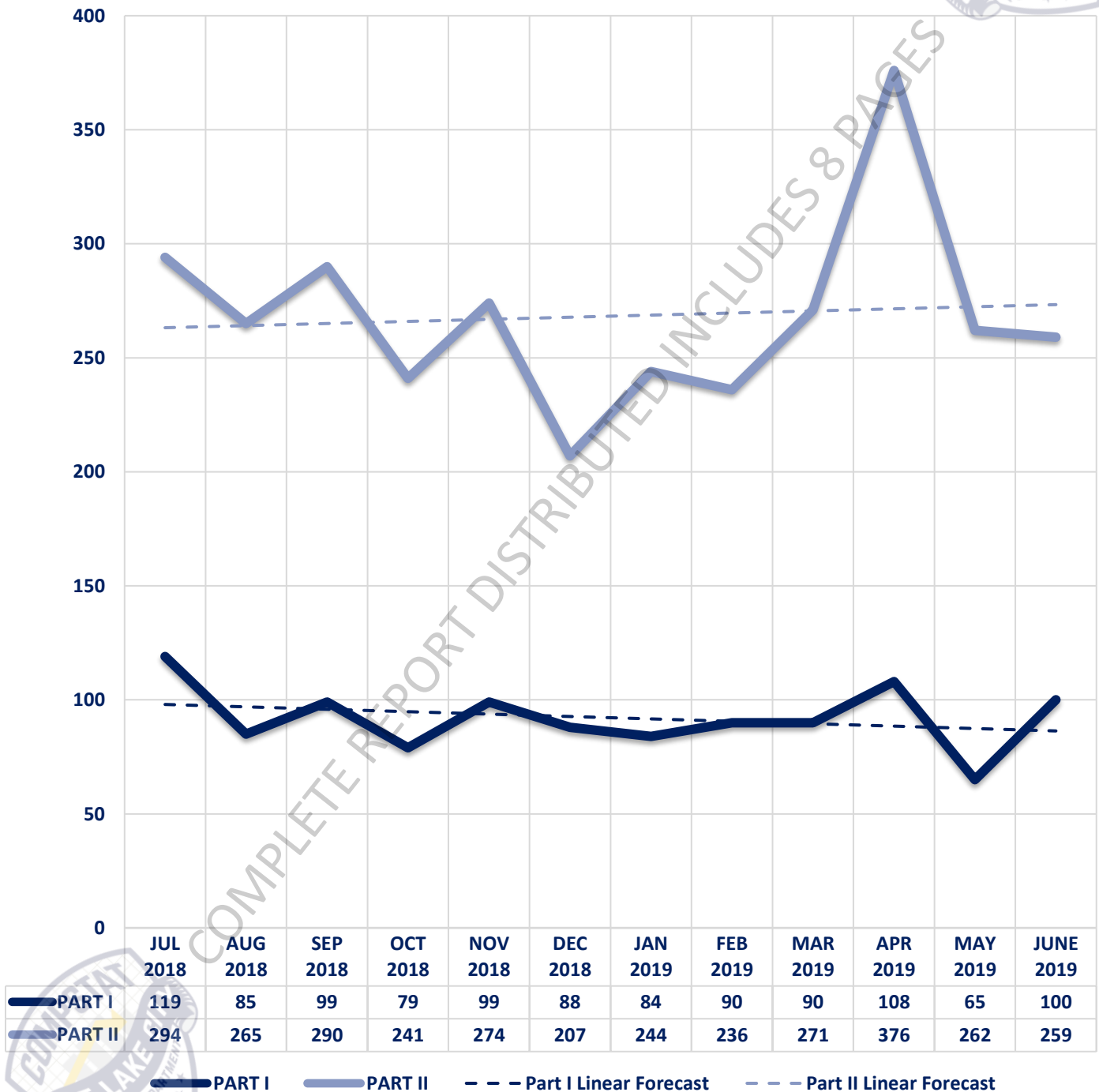
Seized Drugs

TYPE	DOSES		STREET VALUE
Cocaine	219.0	\$	2,190.00
Heroin	206.0	\$	2,060.00
Marijuana	75.5	\$	453.28
Hallucinogens	16.4	\$	32.80
Amphetamines	186.0	\$	1,860.00
TOTAL	702.9	\$	6,596.08





Part I & II Offenses - One Year





CITY COUNCIL DISTRICT #1

MONTHLY OFFENSE SUMMARY

JULY 2019

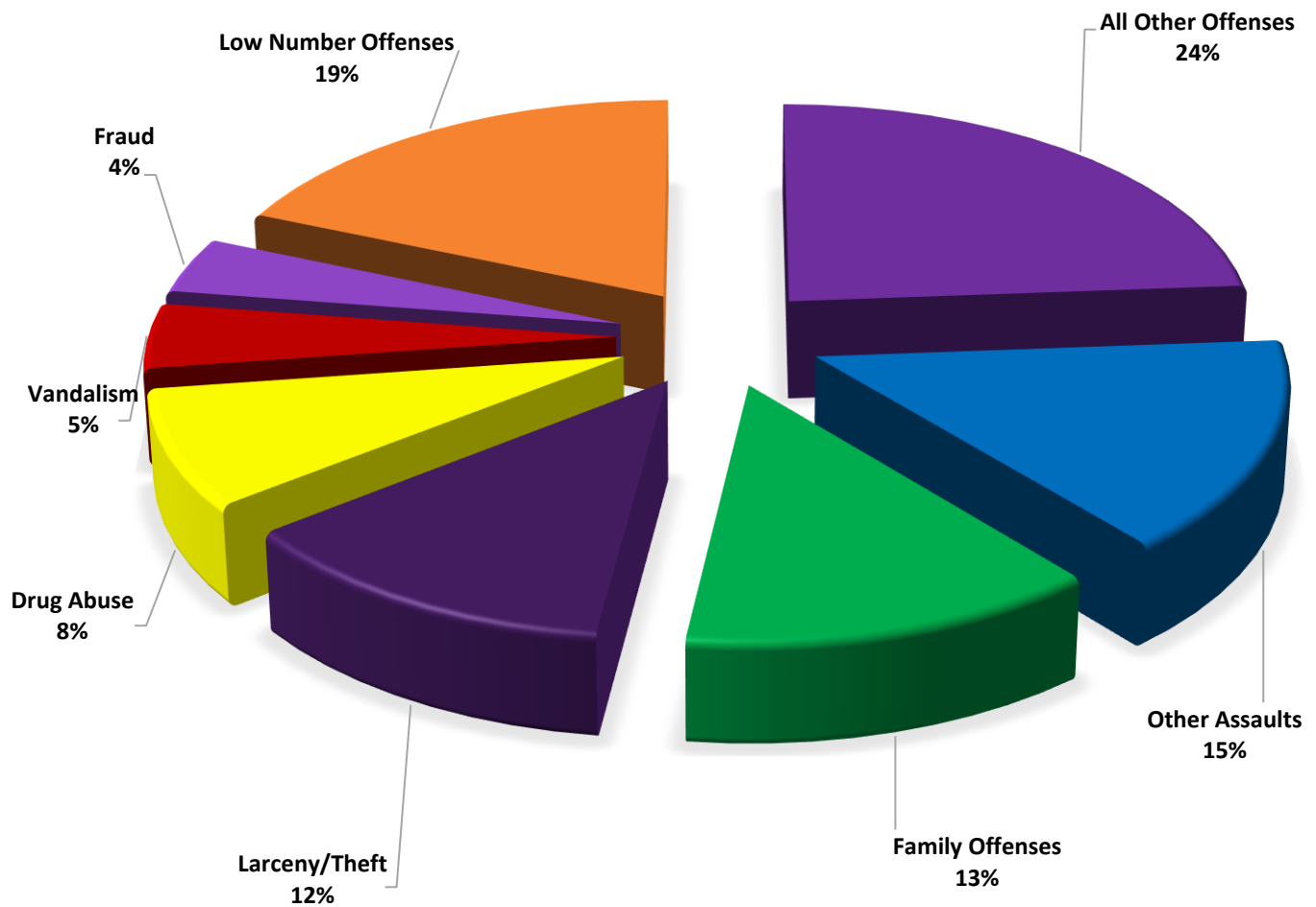
These figures represent preliminary counts of original Police Incident Reports and include all offenses within the above listed City Council District only. Full statistical analysis to determine the confidence level of this data has not been performed. The results contained herein are approximate in relation to the listed area and may not fully coincide with data shown in other areas of SLCPD's Crime Statistics page such as Calls for Service, Crimes Trending, and Crime Reports due to and reflective of departmental procedures that were in place at the time the event occurred and the date this data was compiled. Results displayed are not distinguished as attempted or completed crimes, do not include other calls for police service, and only represent police service where a report was made. Police Incident Reports are classified by primary offense categories as defined by the Uniform Crime Reporting (UCR) system, however for this report all offenses are included, and each incident may have more than one offense listed on it. In cases where there is more than one offense listed, all offenses are counted individually. Although every reasonable verification effort is made, the accuracy of any data is subject to the constraints of the report generation process as well as the manner, format, and point in time of any query.

PART I OFFENSES:	Chosen by the FBI as Part I Offenses because they are serious crimes that occur with regularity in all areas of the country and are likely to be reported to Police.
PART II OFFENSES:	All other crimes other than the eight Part I Offenses. The Uniform Crime Reporting Program gathers only arrest data for Part II Offenses, however, SLCPD results displayed in this document display all Part II Offenses, regardless of the presence of arrest data.
ALL OTHER OFFENSES:	Under the Part II Offense section, 'All Other Offenses' include Peeping Tom, Trespass, Kidnap/Abduction, Pornography, Extortion/Blackmail, Bribery, Warrants, Sexual Offenses, Obstruction, Public Peace, and Hit & Run.
NON-UCR OFFENSES:	Non-UCR Offenses include reports for all other offenses not classified as a Part I or Part II Offense. Results displayed separate some of these offenses such as Ambulance Calls, Deaths, Missing Persons, Suicides, Suspicious Activity, and Traffic Accidents.
ALL OTHER NON-UCR:	Under the Non-UCR category, 'All Other' include the remainder of offenses not classified as Part I or Part II and not separated from the Non-UCR Offenses. These include things such as Loud Parties, Barking Dogs, Mentally Ill Subjects, Citizen Assistance, etc.
LOW NUMBER OFFENSES:	On page two, in the interest of space and allowing for easier viewing, the category titled 'Low Number Offenses' include Part I and Part II Offenses from page one that have totals under the amount of 12.

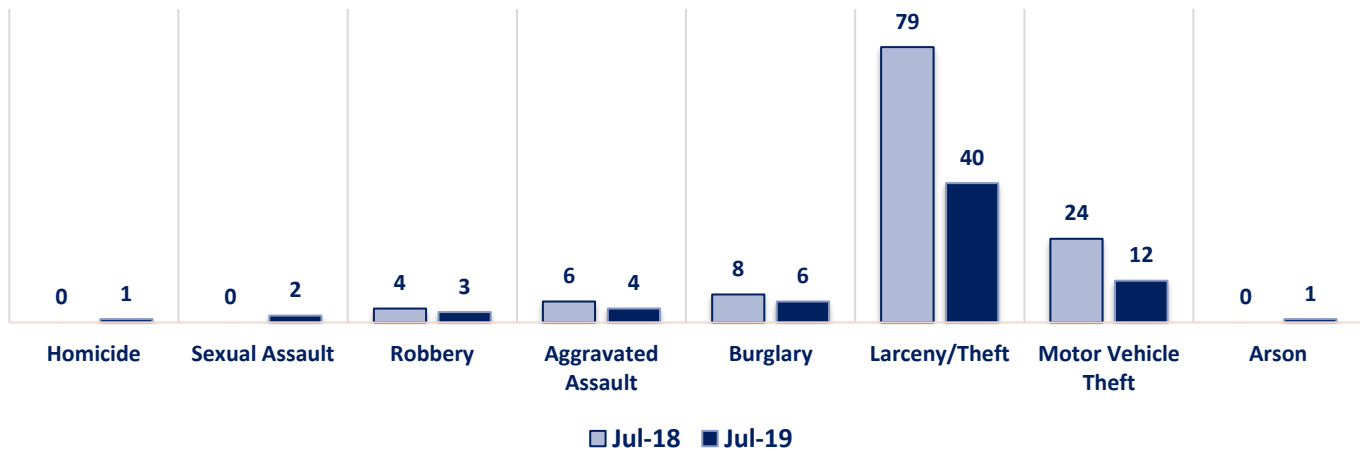
Offenses

PART I OFFENSES	OFFENSE	JULY 18	JULY 19	OFFENSE	JULY 18	JULY 19
	Homicide	0	1	Other Assaults	46	49
	Sexual Assault	0	2	Forgery/Counterfeit	6	2
	Robbery	4	3	Fraud	19	13
	Aggravated Assault	6	4	Embezzlement	0	0
	Burglary	8	6	Stolen Property	2	2
	Larceny/Theft	79	40	Vandalism	34	15
	Motor Vehicle Theft	24	12	Weapons	0	9
PART II OFFENSES	Arson	0	1	Prostitution	3	1
	PART I TOTALS	121	69	Sex Offenses	2	0
	Ambulance Calls	9	12	Drug Abuse	35	27
	Deaths	4	4	Gambling	0	1
	Missing Persons	9	3	Family Offenses	39	42
	Suicides	0	1	DUI	7	5
	Suspicious Activity	17	6	Liquor Laws	0	1
	Traffic Accidents	35	37	Drunkenness	8	2
NON-UCR OFFENSES	All Other	131	138	Disorderly Conduct	4	2
	NON-UCR TOTALS	205	201	All Other Offenses	86	77
	PART I OFFENSES	121	69	Curfew/Loitering	0	0
	PART II OFFENSES	297	254	Runaway	6	6
	NON-UCR OFFENSES	205	201	PART II TOTALS	297	254
	TOTAL	623	524			

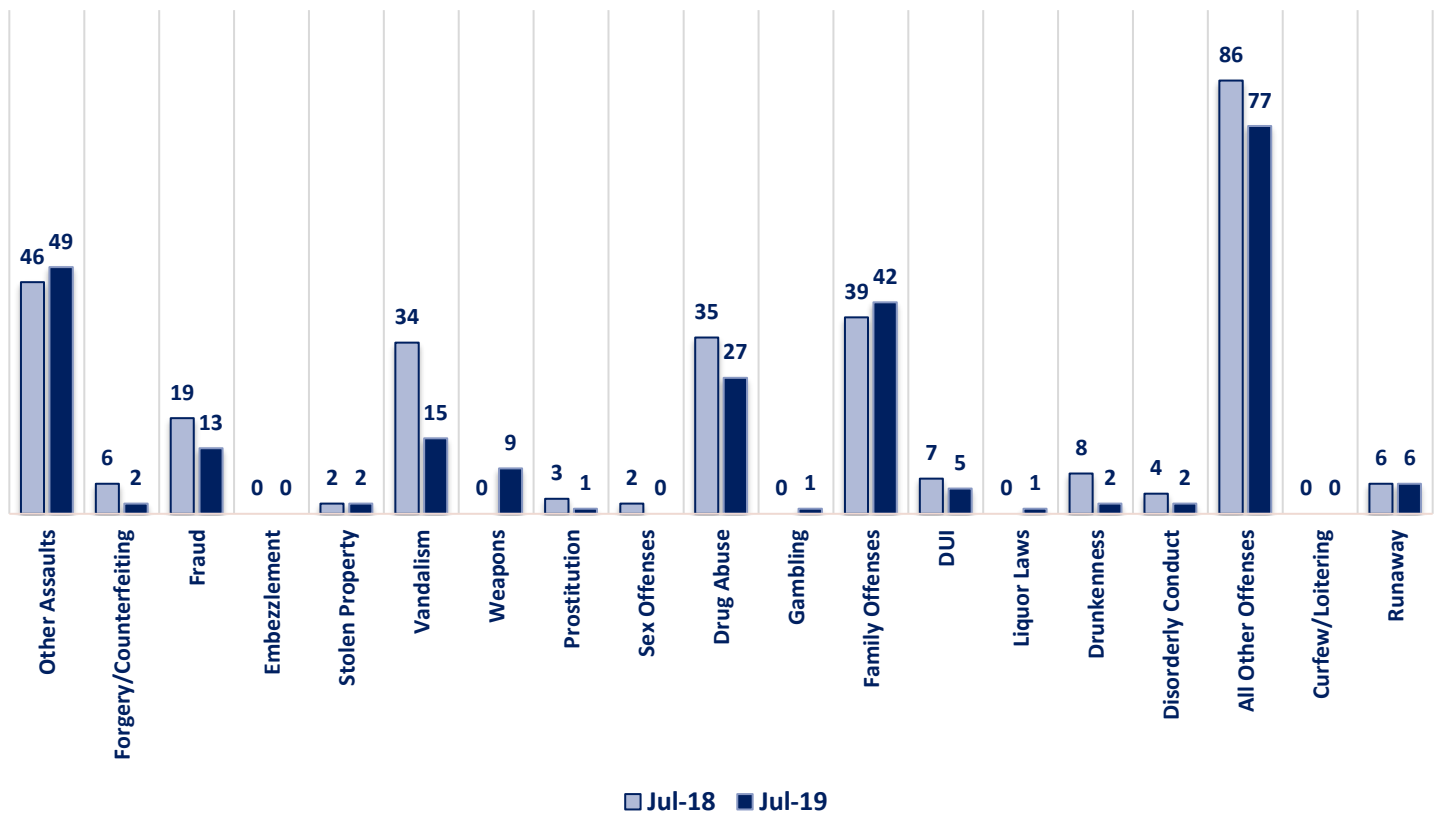
JULY 2019 - PART I & II OFFENSE PERCENTAGES



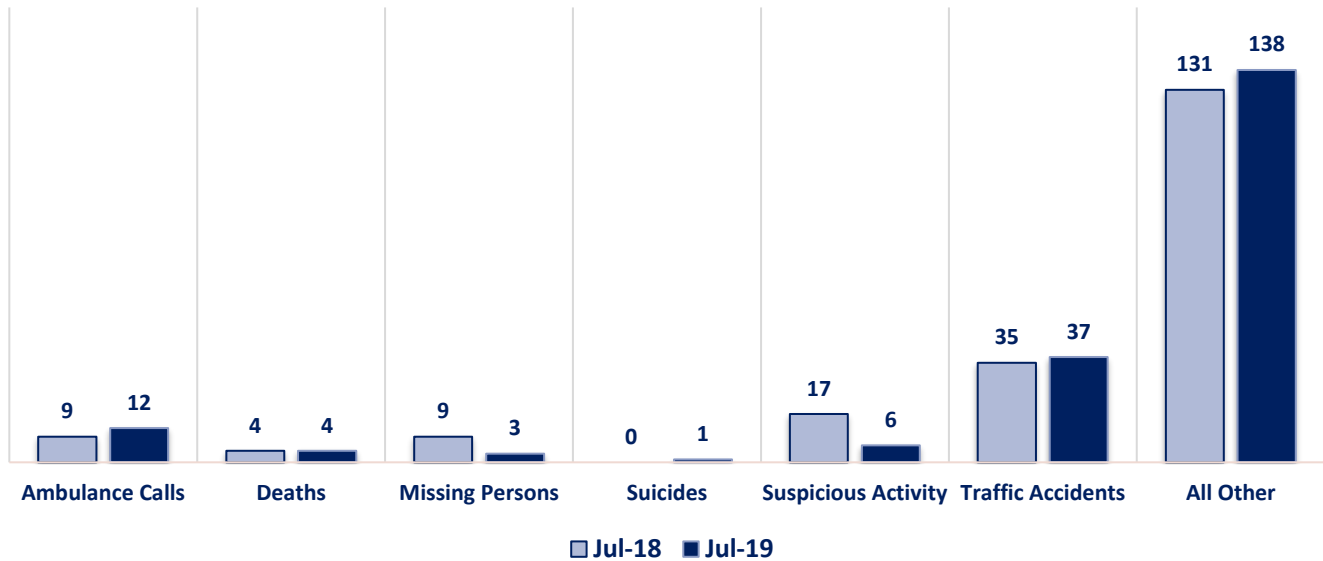
Part I Offenses



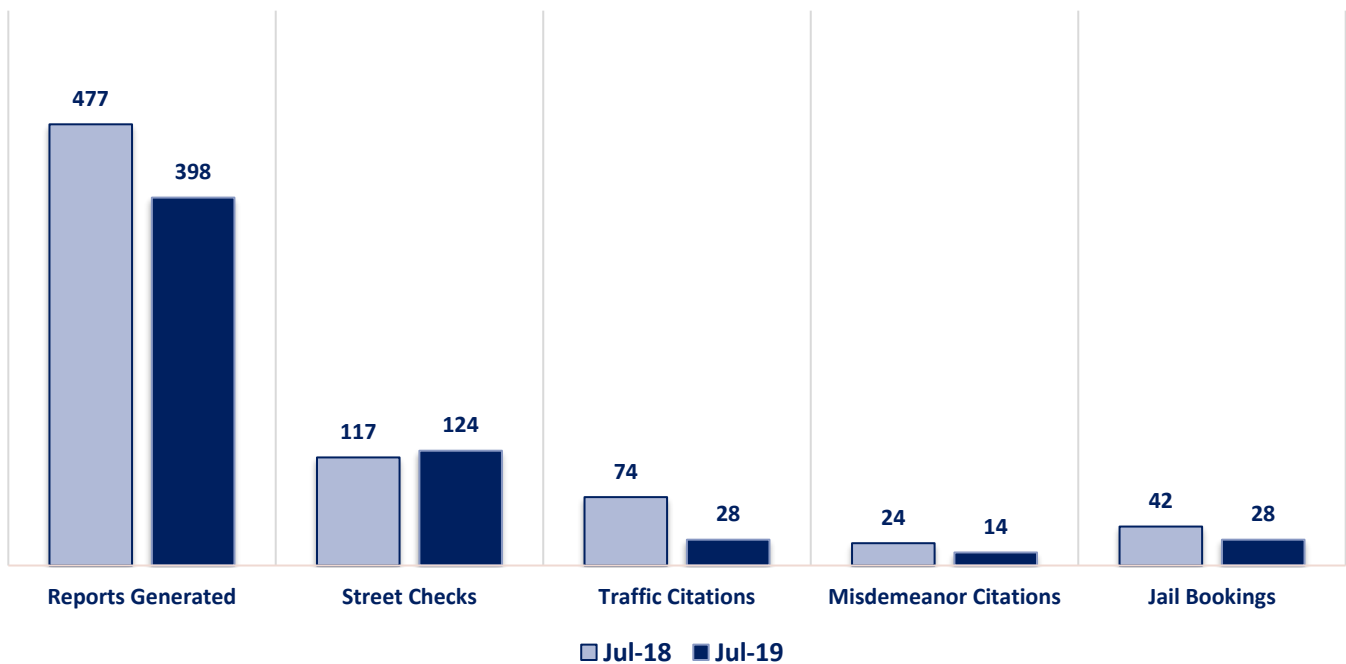
Part II Offenses



Non-UCR Offenses

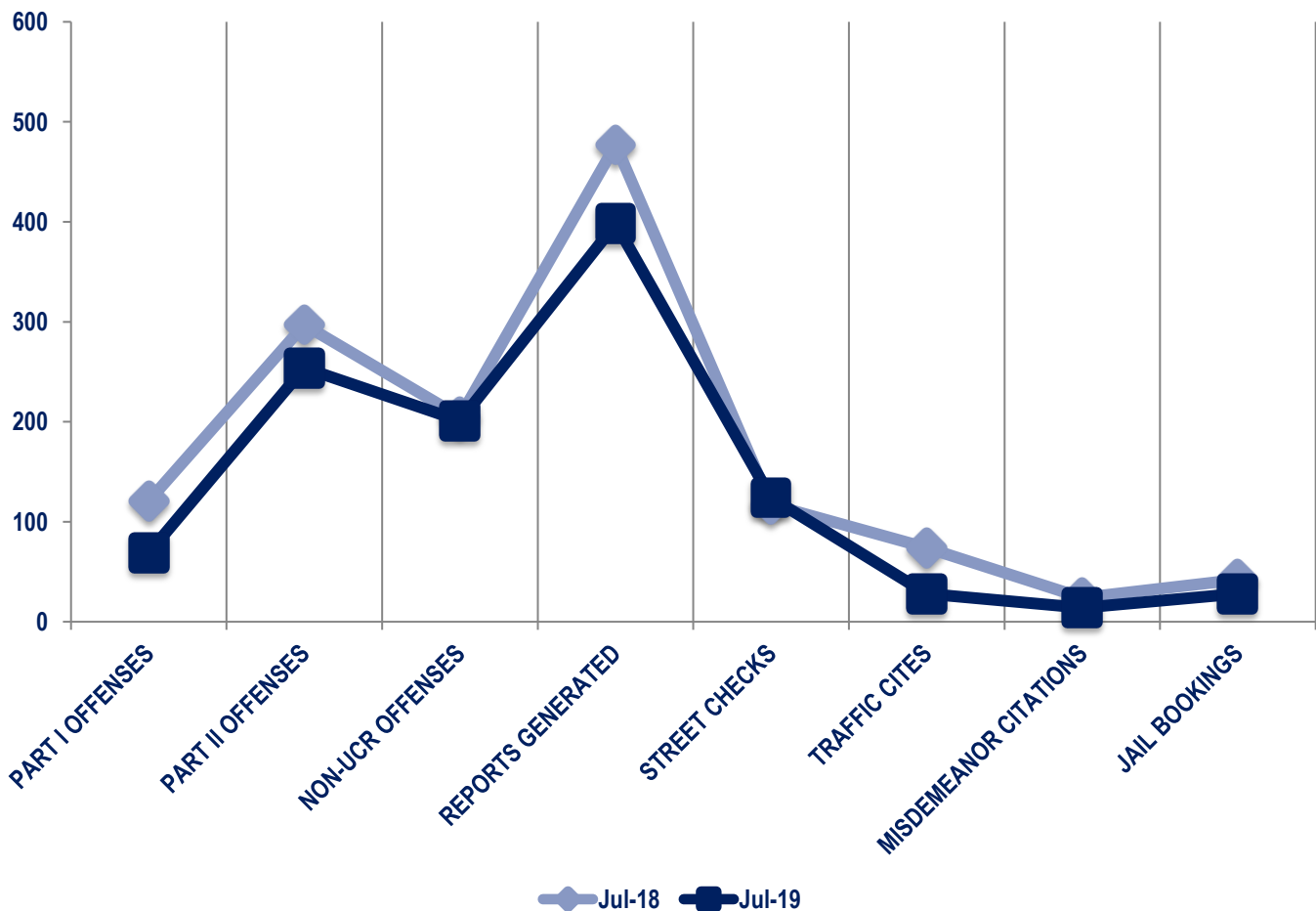


Other Event Totals



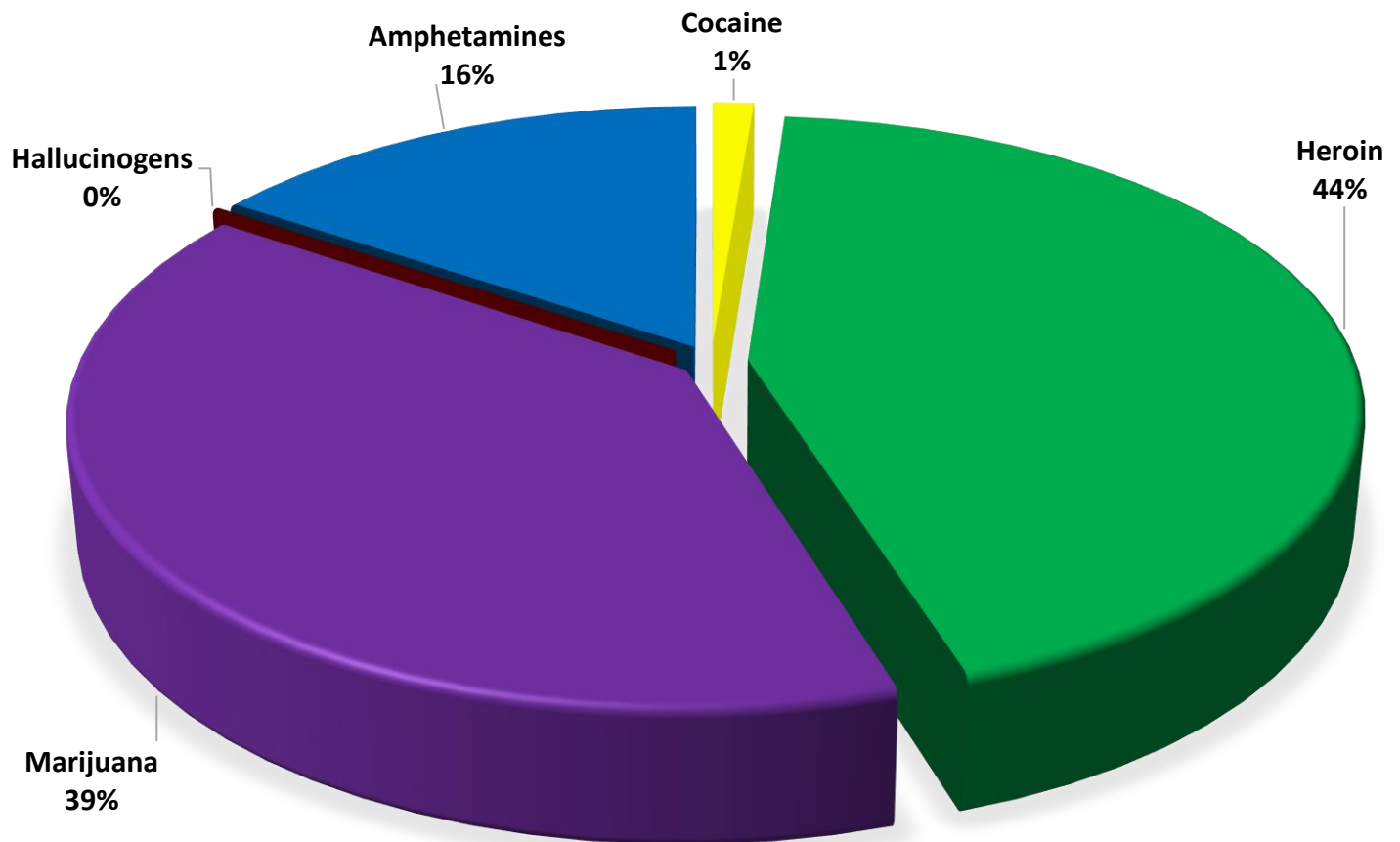
Combined Offense/Event Trends

	JULY 2018	JULY 2019
Part I Offenses	121	69
Part II Offenses	297	254
NonUCR Offenses	205	201
Reports Generated	477	398
Street Checks	117	124
Traffic Citations	74	28
Misdemeanor Citations	24	14
Jail Bookings	42	28

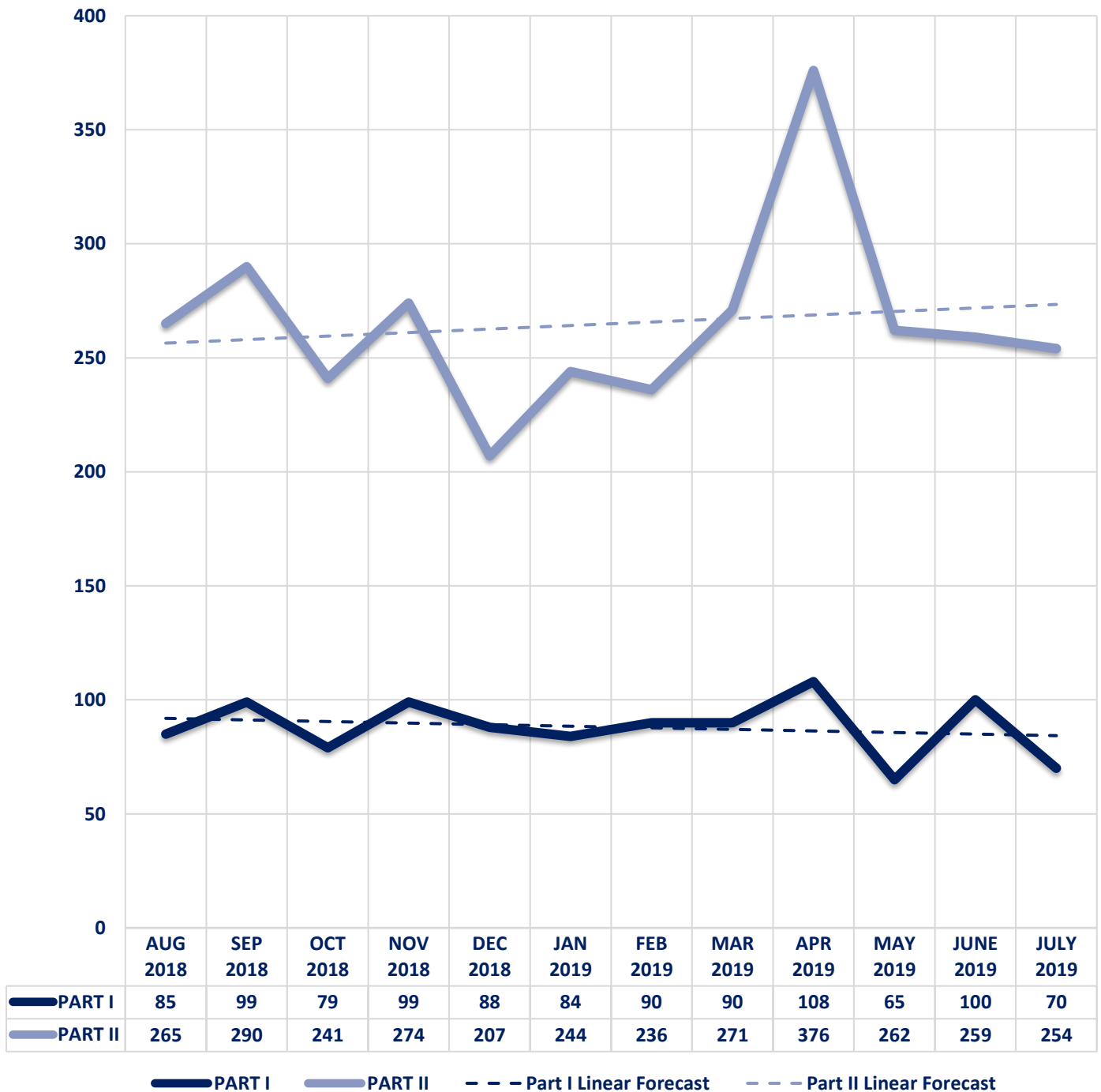


Seized Drugs

TYPE	DOSES	STREET VALUE
Cocaine	48.0	\$ 480.00
Heroin	1669.0	\$ 16,690.00
Marijuana	1494.3	\$ 8,965.95
Hallucinogens	0.0	\$ -
Amphetamines	593.0	\$ 5,930.00
TOTAL	3804.3	\$ 32,065.95



Part I & II Offenses - One Year





CITY COUNCIL DISTRICT #1

MONTHLY OFFENSE SUMMARY

AUGUST 2019

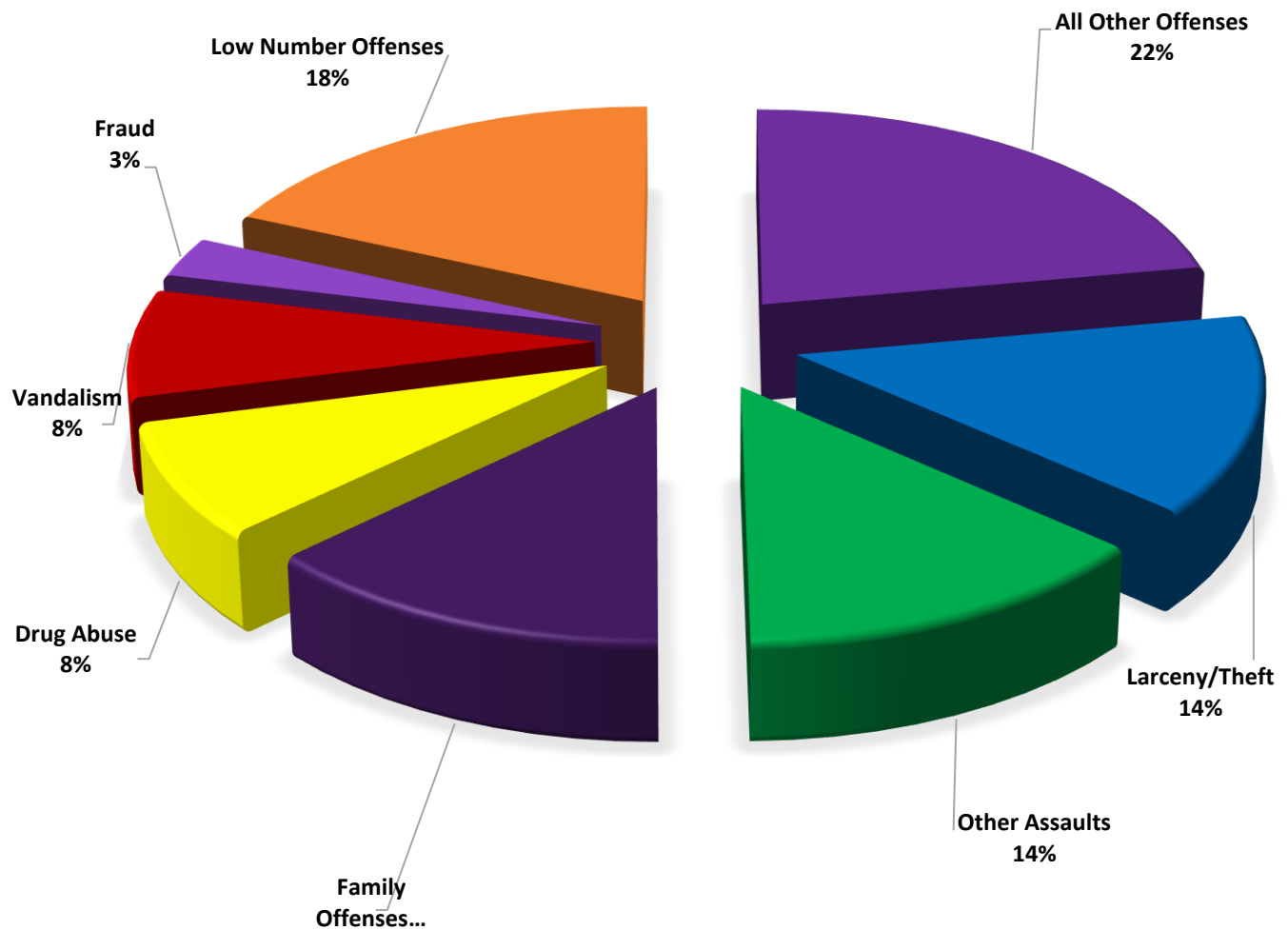
These figures represent preliminary counts of original Police Incident Reports and include all offenses within the above listed City Council District only. Full statistical analysis to determine the confidence level of this data has not been performed. The results contained herein are approximate in relation to the listed area and may not fully coincide with data shown in other areas of SLCPD's Crime Statistics page such as Calls for Service, Crimes Trending, and Crime Reports due to and reflective of departmental procedures that were in place at the time the event occurred and the date this data was compiled. Results displayed are not distinguished as attempted or completed crimes, do not include other calls for police service, and only represent police service where a report was made. Police Incident Reports are classified by primary offense categories as defined by the Uniform Crime Reporting (UCR) system, however for this report all offenses are included, and each incident may have more than one offense listed on it. In cases where there is more than one offense listed, all offenses are counted individually. Although every reasonable verification effort is made, the accuracy of any data is subject to the constraints of the report generation process as well as the manner, format, and point in time of any query.

PART I OFFENSES:	Chosen by the FBI as Part I Offenses because they are serious crimes that occur with regularity in all areas of the country and are likely to be reported to Police.
PART II OFFENSES:	All other crimes other than the eight Part I Offenses. The Uniform Crime Reporting Program gathers only arrest data for Part II Offenses, however, SLCPD results displayed in this document display all Part II Offenses, regardless of the presence of arrest data.
ALL OTHER OFFENSES:	Under the Part II Offense section, 'All Other Offenses' include Peeping Tom, Trespass, Kidnap/Abduction, Pornography, Extortion/Blackmail, Bribery, Warrants, Sexual Offenses, Obstruction, Public Peace, and Hit & Run.
NON-UCR OFFENSES:	Non-UCR Offenses include reports for all other offenses not classified as a Part I or Part II Offense. Results displayed separate some of these offenses such as Ambulance Calls, Deaths, Missing Persons, Suicides, Suspicious Activity, and Traffic Accidents.
ALL OTHER NON-UCR:	Under the Non-UCR category, 'All Other' include the remainder of offenses not classified as Part I or Part II and not separated from the Non-UCR Offenses. These include things such as Loud Parties, Barking Dogs, Mentally Ill Subjects, Citizen Assistance, etc.
LOW NUMBER OFFENSES:	On page two, in the interest of space and allowing for easier viewing, the category titled 'Low Number Offenses' include Part I and Part II Offenses from page one that have totals under the amount of 8.

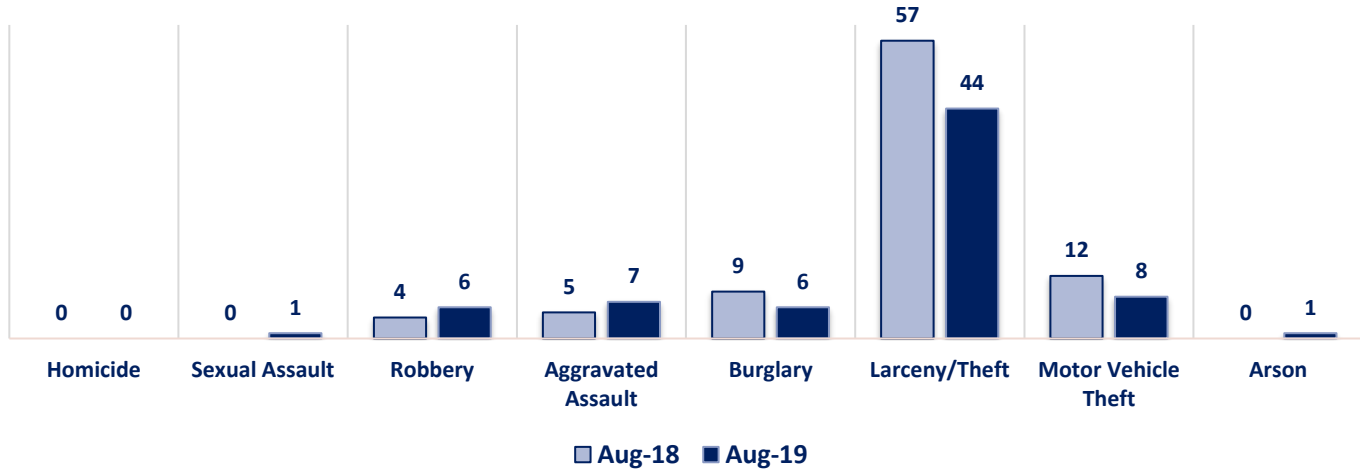
Offenses

PART I OFFENSES	OFFENSE	AUG 18	AUG 19	OFFENSE	AUG 18	AUG 19	PART II OFFENSES
	Homicide	0	0	Other Assaults	38	41	
	Sexual Assault	0	1	Forgery/Counterfeit	3	2	
	Robbery	4	6	Fraud	19	9	
	Aggravated Assault	5	7	Embezzlement	0	0	
	Burglary	9	6	Stolen Property	1	2	
	Larceny/Theft	57	44	Vandalism	29	24	
	Motor Vehicle Theft	12	8	Weapons	3	7	
	Arson	0	1	Prostitution	6	0	
NON-UCR OFFENSES	PART I TOTALS	87	73	Sex Offenses	4	0	
	Ambulance Calls	8	11	Drug Abuse	25	25	
	Deaths	2	0	Gambling	0	1	
	Missing Persons	4	4	Family Offenses	38	40	
	Suicides	0	0	DUI	6	6	
	Suspicious Activity	16	7	Liquor Laws	1	1	
	Traffic Accidents	36	35	Drunkenness	4	6	
	All Other	110	108	Disorderly Conduct	4	2	
	NON-UCR TOTALS	176	165	All Other Offenses	83	68	
TOTALS	PART I OFFENSES	87	73	Curfew/Loitering	0	0	
	PART II OFFENSES	271	234	Runaway	7	0	
	NON-UCR OFFENSES	176	165	PART II TOTALS	271	234	
TOTAL		534	472				

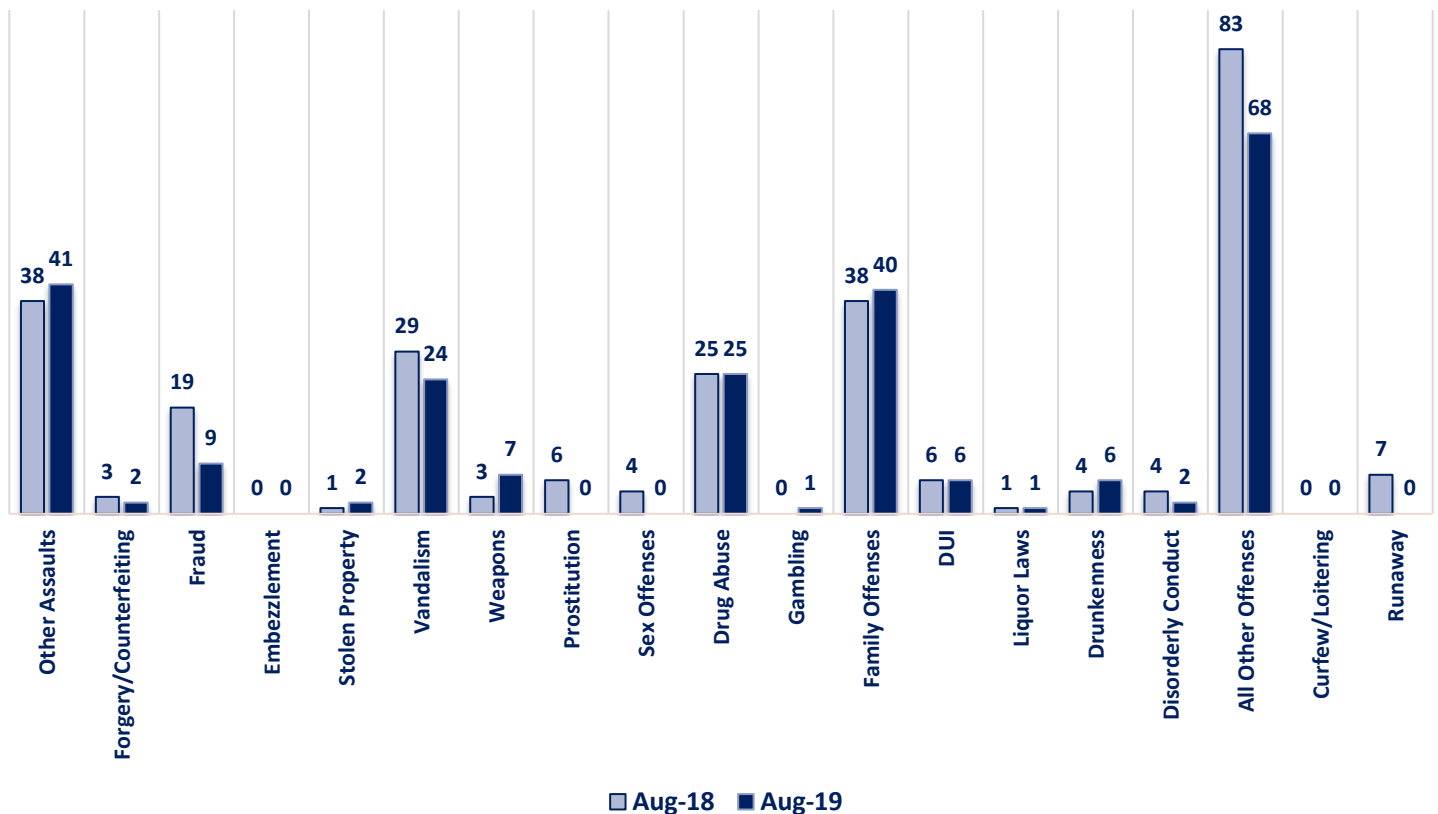
AUGUST 2019 - PART I & II OFFENSE PERCENTAGES



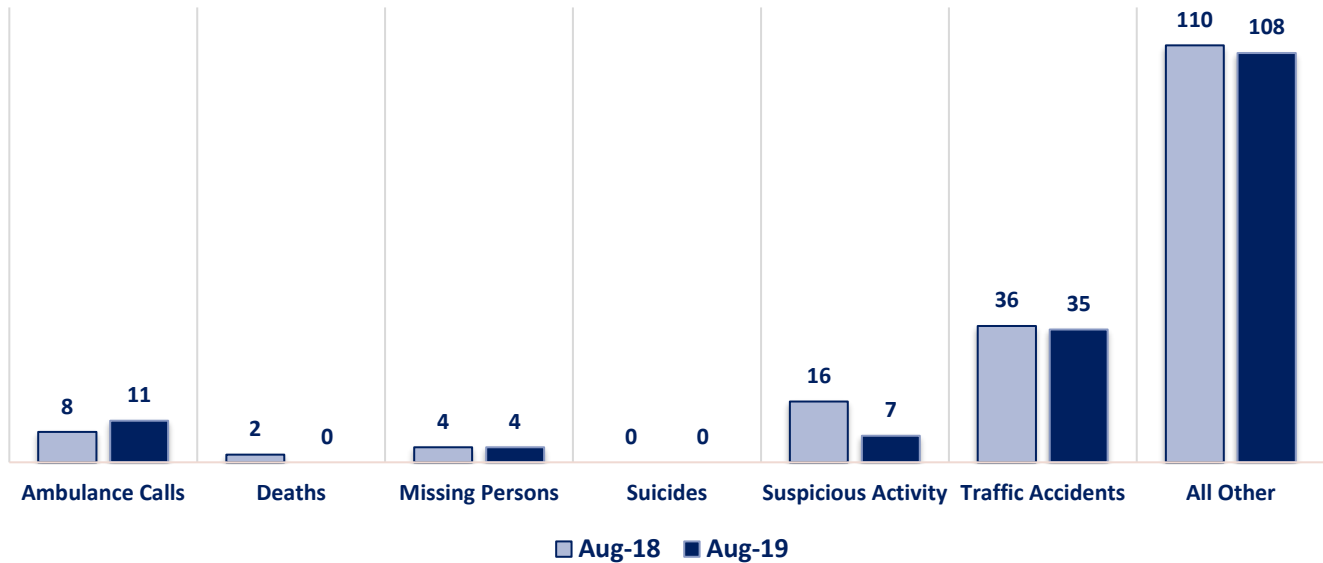
Part I Offenses



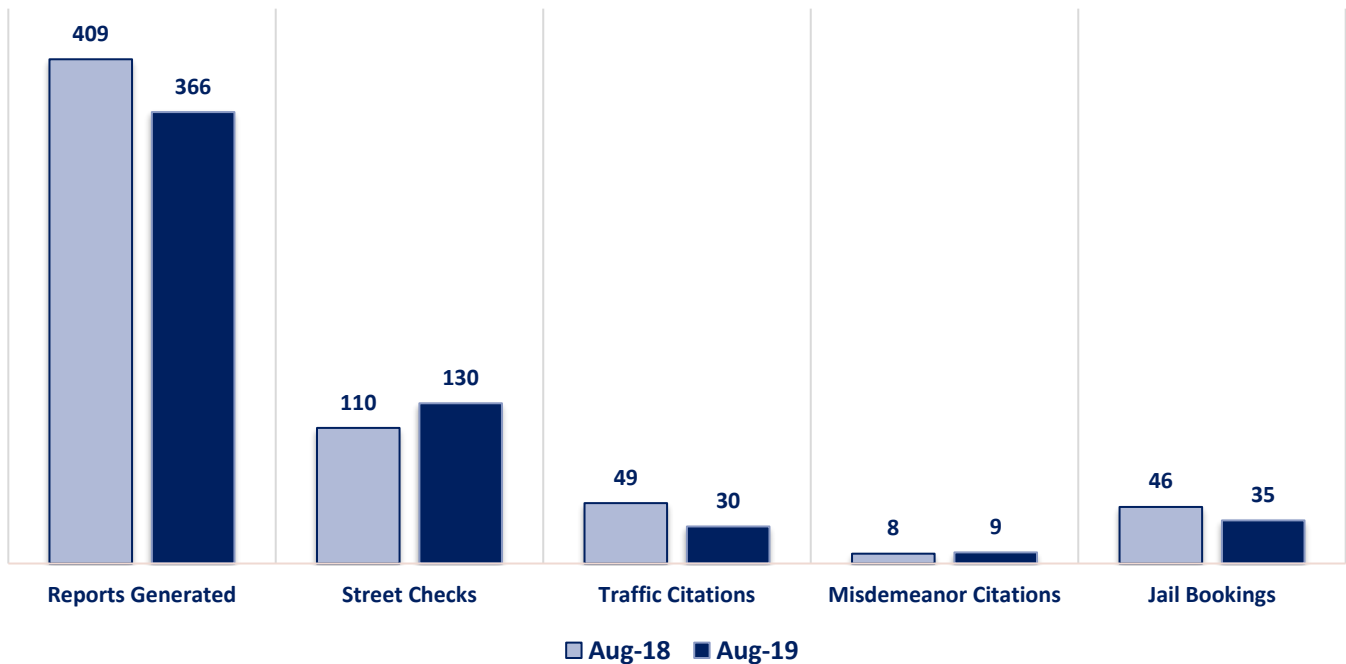
Part II Offenses



Non-UCR Offenses

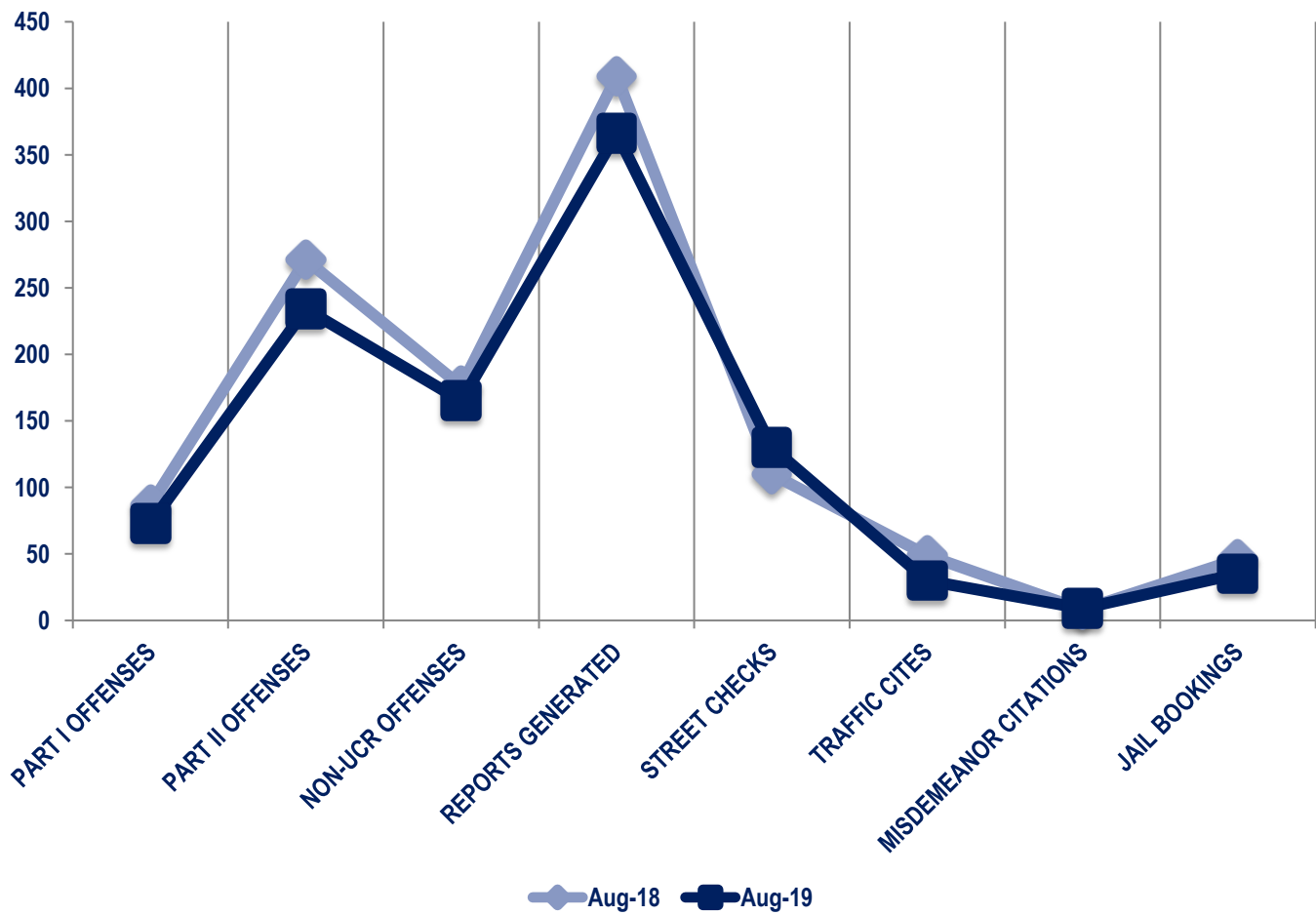


Other Event Totals



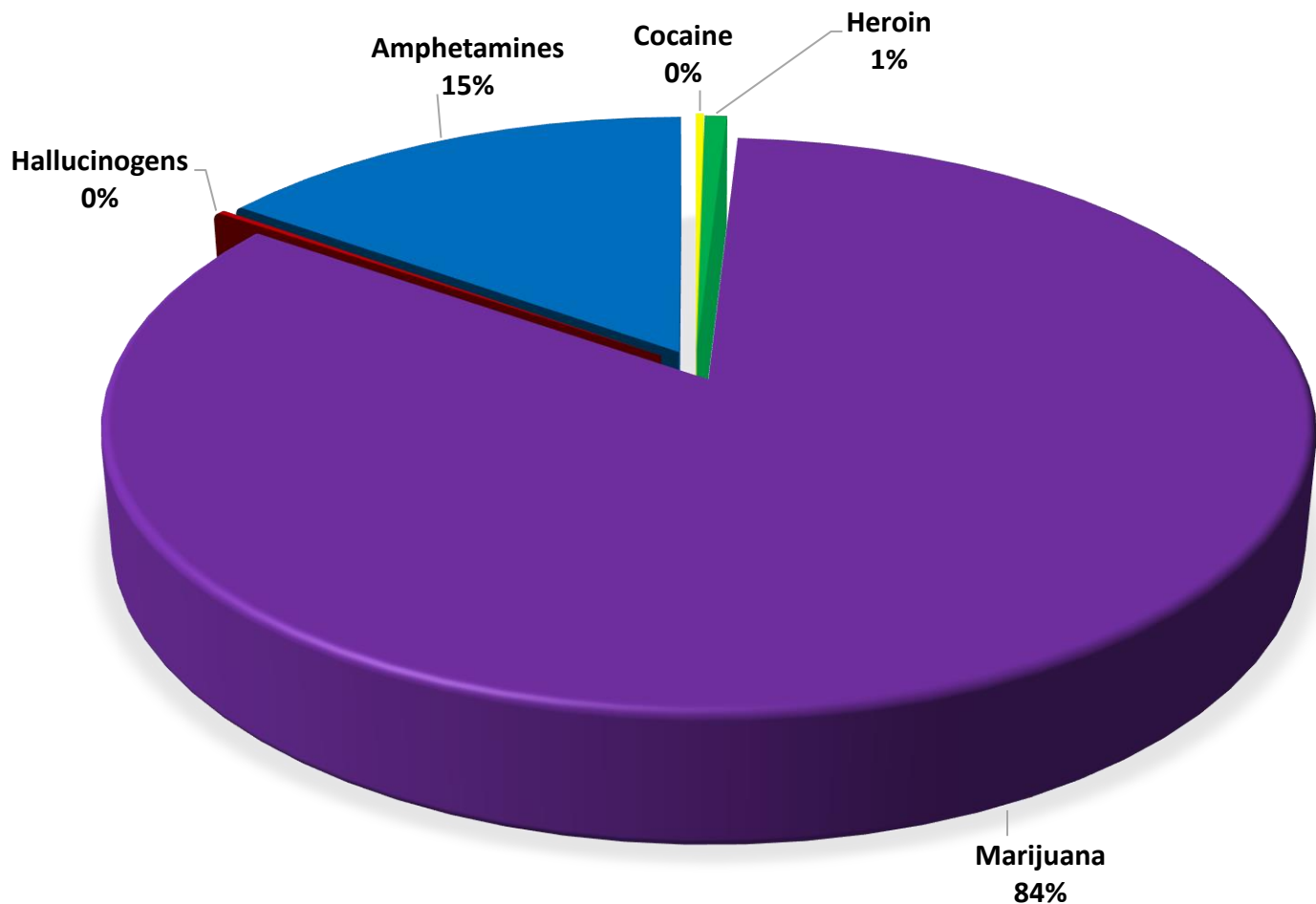
Combined Offense/Event Trends

	AUG 2018	AUG 2019
Part I Offenses	87	73
Part II Offenses	271	234
NonUCR Offenses	176	165
Reports Generated	409	366
Street Checks	110	130
Traffic Citations	49	30
Misdemeanor Citations	8	9
Jail Bookings	46	35

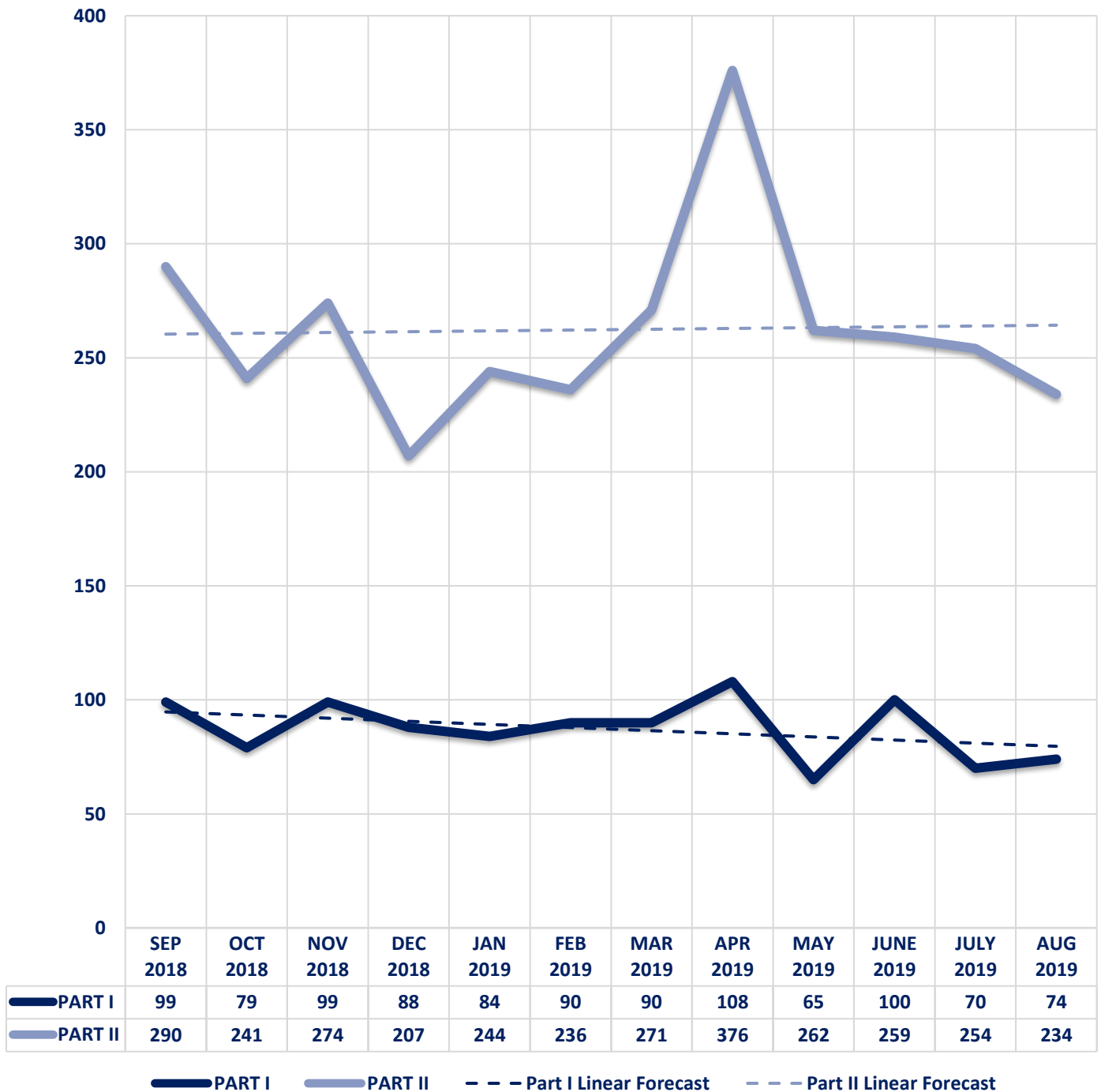


Seized Drugs

TYPE	DOSES	STREET VALUE
Cocaine	6.0	\$ 60.00
Heroin	16.1	\$ 161.00
Marijuana	1941.0	\$ 11,645.72
Hallucinogens	4.9	\$ 9.88
Amphetamines	351.0	\$ 3,510.00
TOTAL	2319.0	\$ 15,386.60



Part I & II Offenses - One Year





CITY COUNCIL DISTRICT #1 MONTHLY OFFENSE SUMMARY

SEPTEMBER 2019

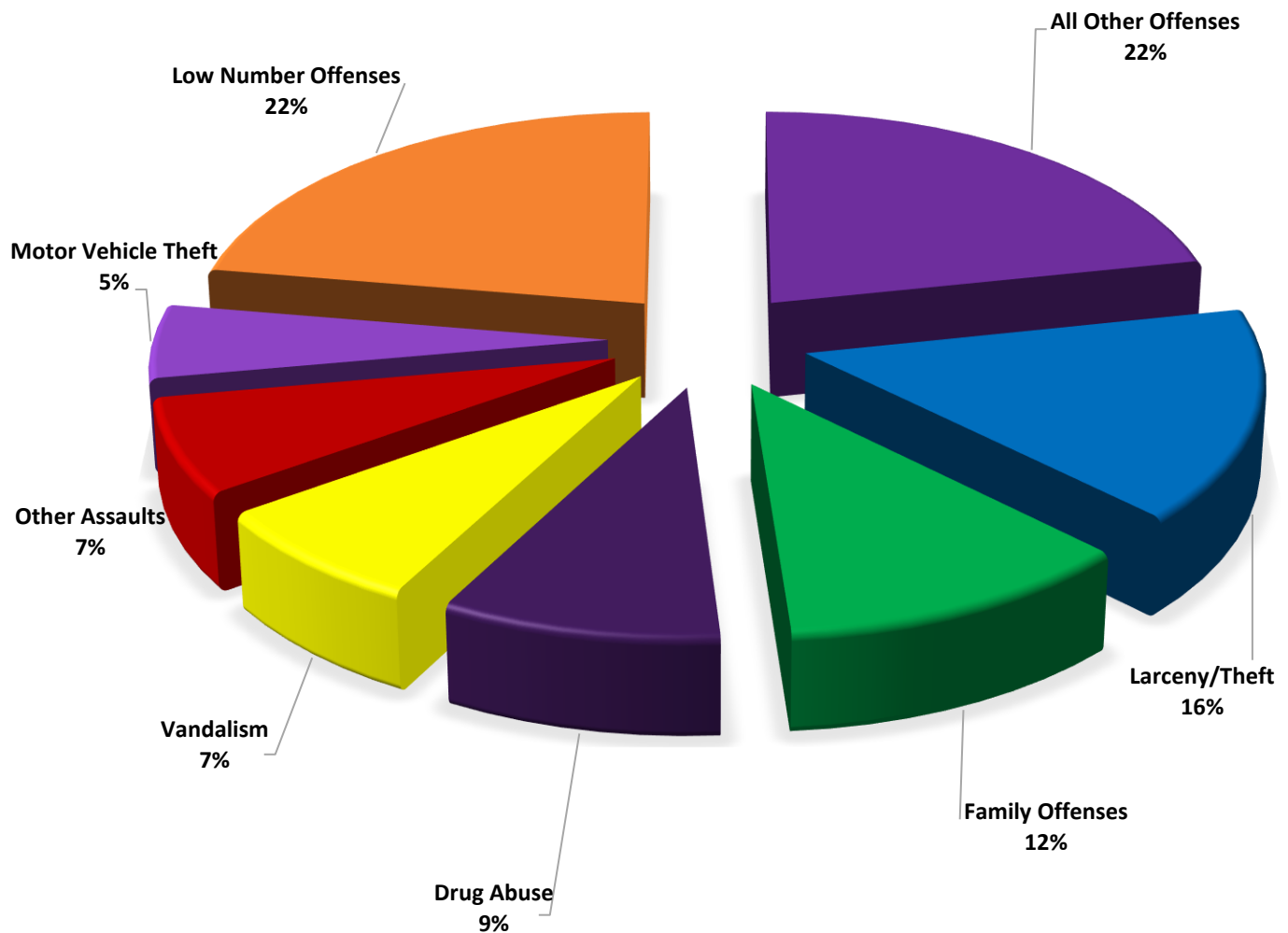
These figures represent preliminary counts of original Police Incident Reports and include all offenses within the above listed City Council District only. Full statistical analysis to determine the confidence level of this data has not been performed. The results contained herein are approximate in relation to the listed area and may not fully coincide with data shown in other areas of SLCPD's Crime Statistics page such as Calls for Service, Crimes Trending, and Crime Reports due to and reflective of departmental procedures that were in place at the time the event occurred and the date this data was compiled. Results displayed are not distinguished as attempted or completed crimes, do not include other calls for police service, and only represent police service where a report was made. Police Incident Reports are classified by primary offense categories as defined by the Uniform Crime Reporting (UCR) system, however for this report all offenses are included, and each incident may have more than one offense listed on it. In cases where there is more than one offense listed, all offenses are counted individually. Although every reasonable verification effort is made, the accuracy of any data is subject to the constraints of the report generation process as well as the manner, format, and point in time of any query.

PART I OFFENSES:	Chosen by the FBI as Part I Offenses because they are serious crimes that occur with regularity in all areas of the country and are likely to be reported to Police.
PART II OFFENSES:	All other crimes other than the eight Part I Offenses. The Uniform Crime Reporting Program gathers only arrest data for Part II Offenses, however, SLCPD results displayed in this document display all Part II Offenses, regardless of the presence of arrest data.
ALL OTHER OFFENSES:	Under the Part II Offense section, 'All Other Offenses' include Peeping Tom, Trespass, Kidnap/Abduction, Pornography, Extortion/Blackmail, Bribery, Warrants, Sexual Offenses, Obstruction, Public Peace, and Hit & Run.
NON-UCR OFFENSES:	Non-UCR Offenses include reports for all other offenses not classified as a Part I or Part II Offense. Results displayed separate some of these offenses such as Ambulance Calls, Deaths, Missing Persons, Suicides, Suspicious Activity, and Traffic Accidents.
ALL OTHER NON-UCR:	Under the Non-UCR category, 'All Other' include the remainder of offenses not classified as Part I or Part II and not separated from the Non-UCR Offenses. These include things such as Loud Parties, Barking Dogs, Mentally Ill Subjects, Citizen Assistance, etc.
LOW NUMBER OFFENSES:	On page two, in the interest of space and allowing for easier viewing, the category titled 'Low Number Offenses' include Part I and Part II Offenses from page one that have totals under the amount of 13.

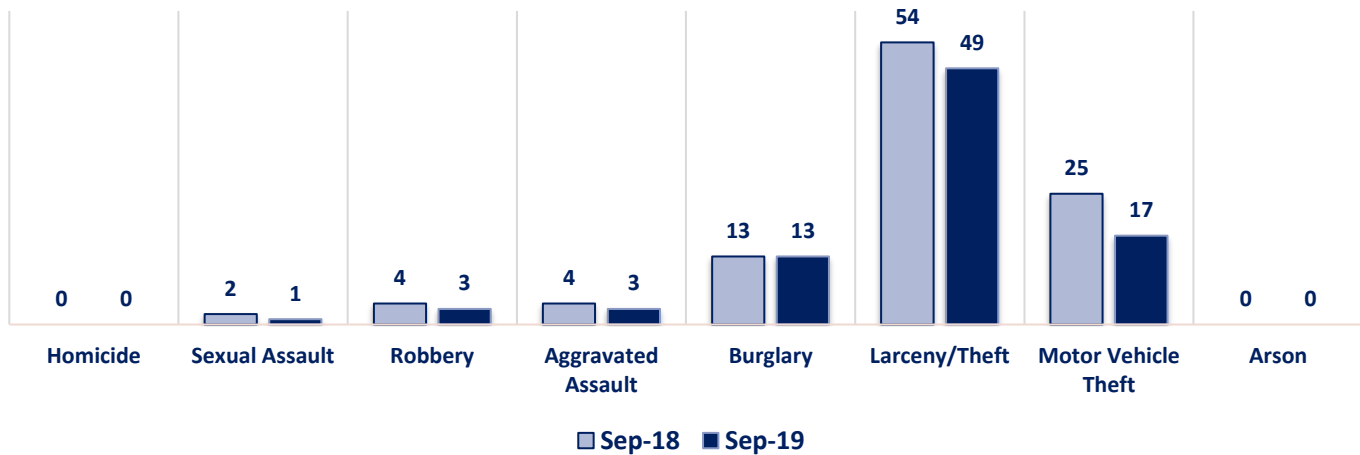
Offenses

PART I OFFENSES	OFFENSE	SEPT 18	SEPT 19	OFFENSE	SEPT 18	SEPT 19	PART II OFFENSES
	Homicide	0	0	Other Assaults	34	22	
	Sexual Assault	2	1	Forgery/Counterfeit	5	6	
	Robbery	4	3	Fraud	18	11	
	Aggravated Assault	4	3	Embezzlement	0	0	
	Burglary	13	13	Stolen Property	2	5	
	Larceny/Theft	54	49	Vandalism	29	23	
	Motor Vehicle Theft	25	17	Weapons	5	9	
	Arson	0	0	Prostitution	1	1	
NON-UCR OFFENSES	PART I TOTALS	102	86	Sex Offenses	4	4	PART II OFFENSES
	Ambulance Calls	11	15	Drug Abuse	36	28	
	Deaths	6	2	Gambling	0	0	
	Missing Persons	7	1	Family Offenses	26	36	
	Suicides	1	0	DUI	10	1	
	Suspicious Activity	9	10	Liquor Laws	2	0	
	Traffic Accidents	44	46	Drunkenness	10	5	
	All Other	125	101	Disorderly Conduct	2	5	
	NON-UCR TOTALS	203	175	All Other Offenses	104	68	
TOTALS	PART I OFFENSES	102	86	Curfew/Loitering	0	0	PART II OFFENSES
	PART II OFFENSES	296	227	Runaway	8	3	
	NON-UCR OFFENSES	203	175	PART II TOTALS	296	227	
	TOTAL	601	488				

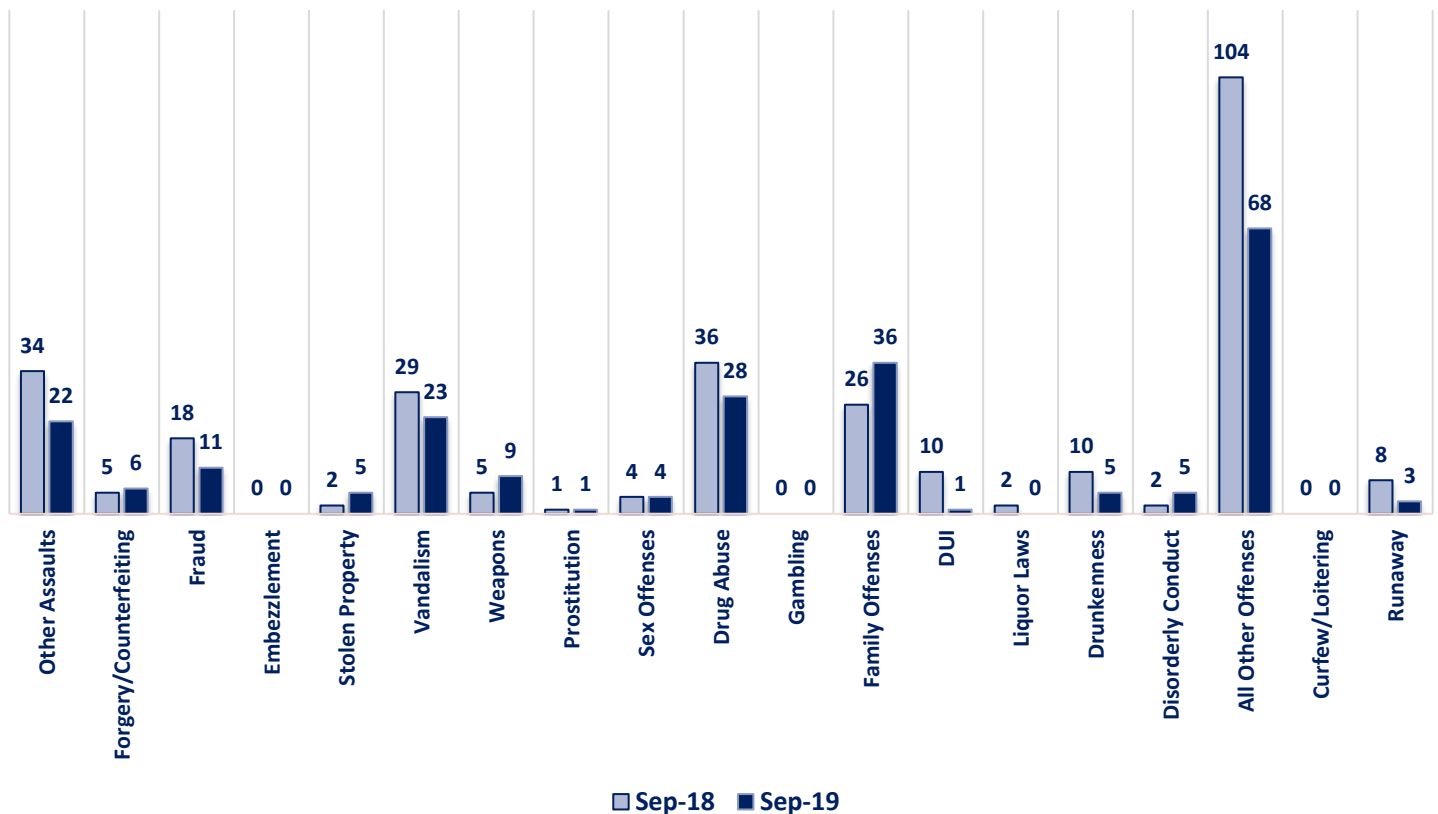
SEPTEMBER 2019 - PART I & II OFFENSE PERCENTAGES



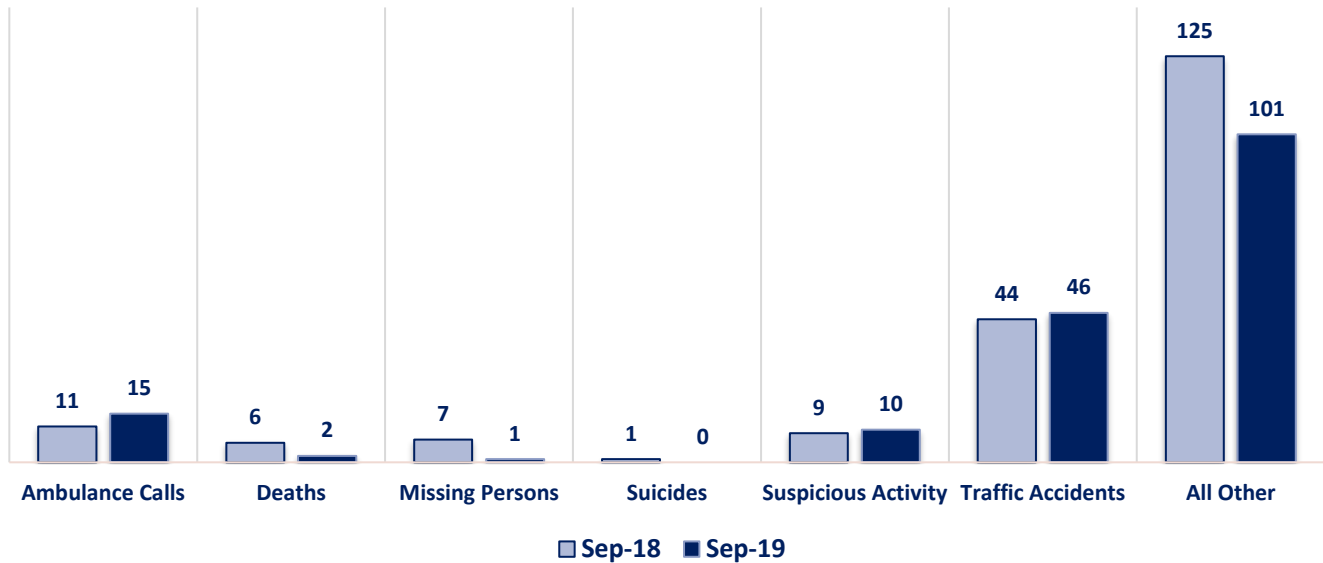
Part I Offenses



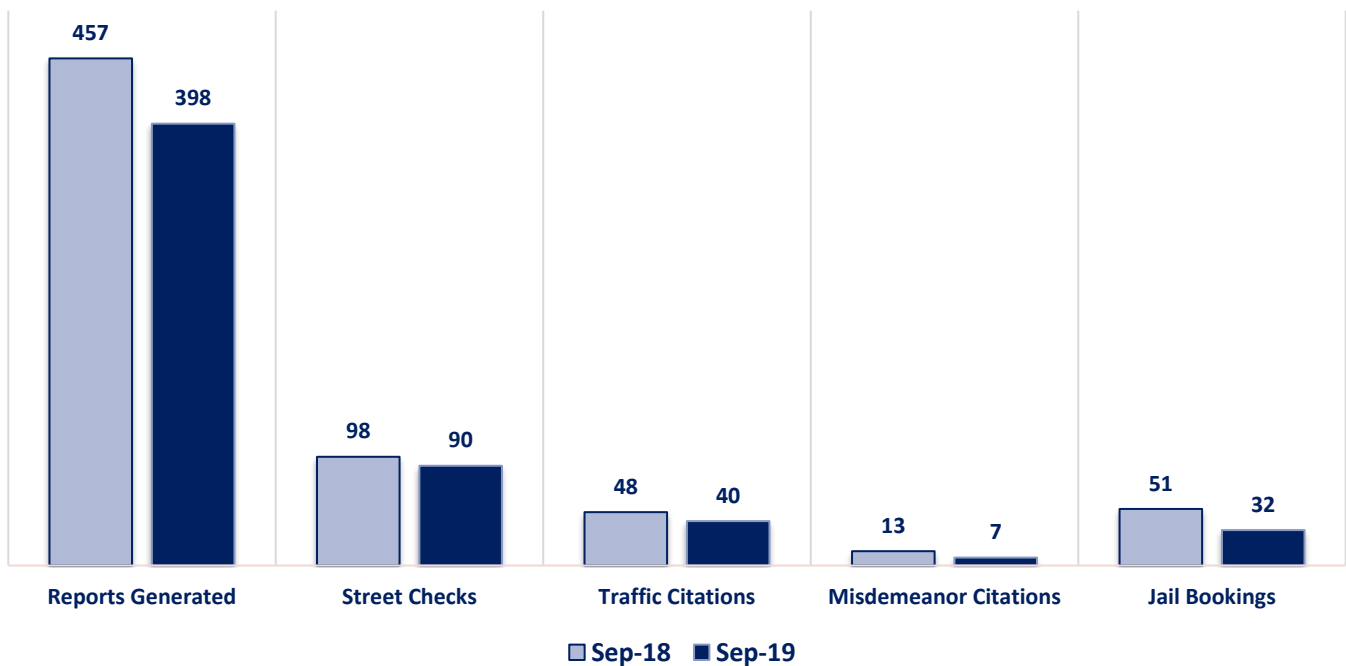
Part II Offenses



Non-UCR Offenses

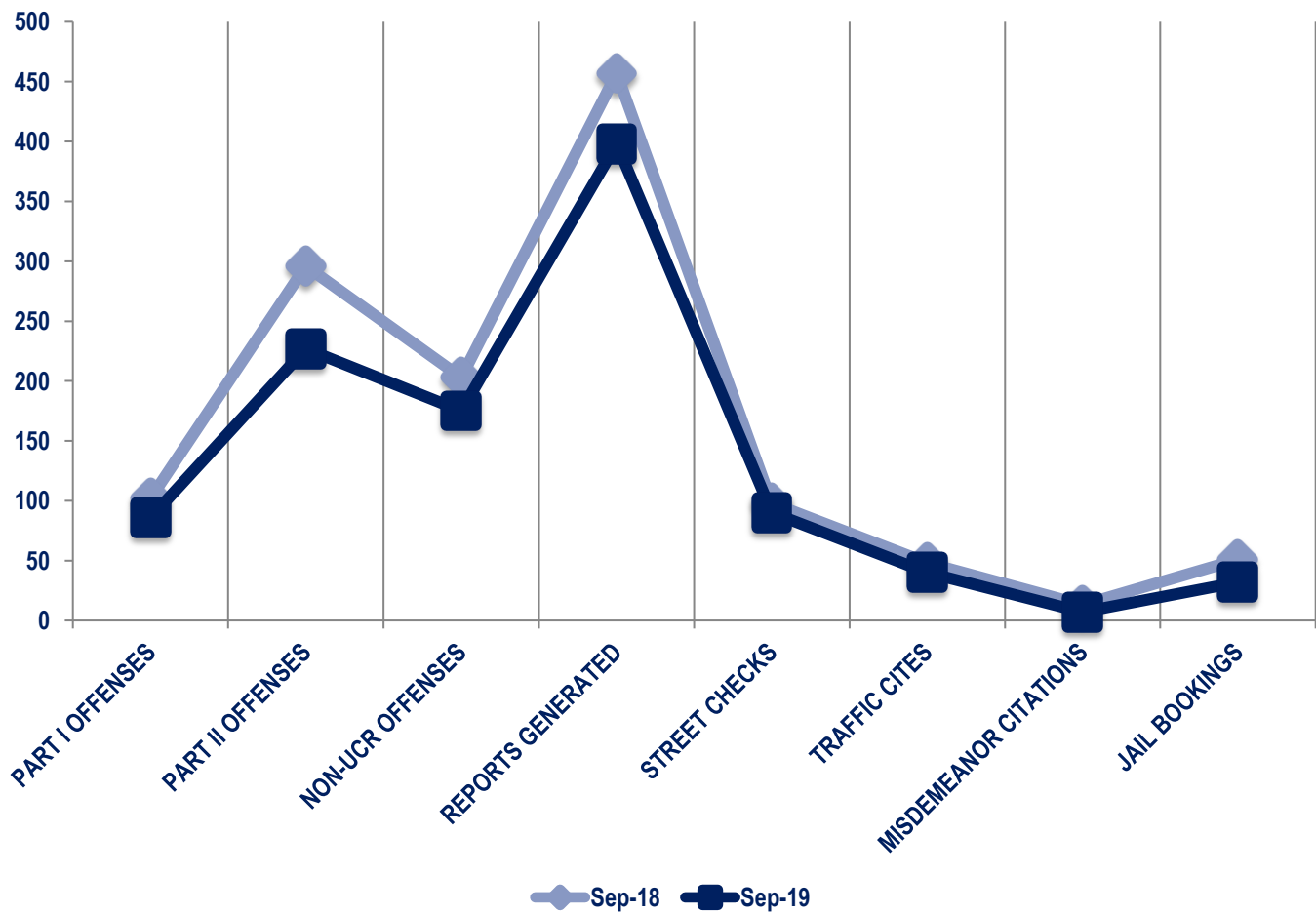


Other Event Totals



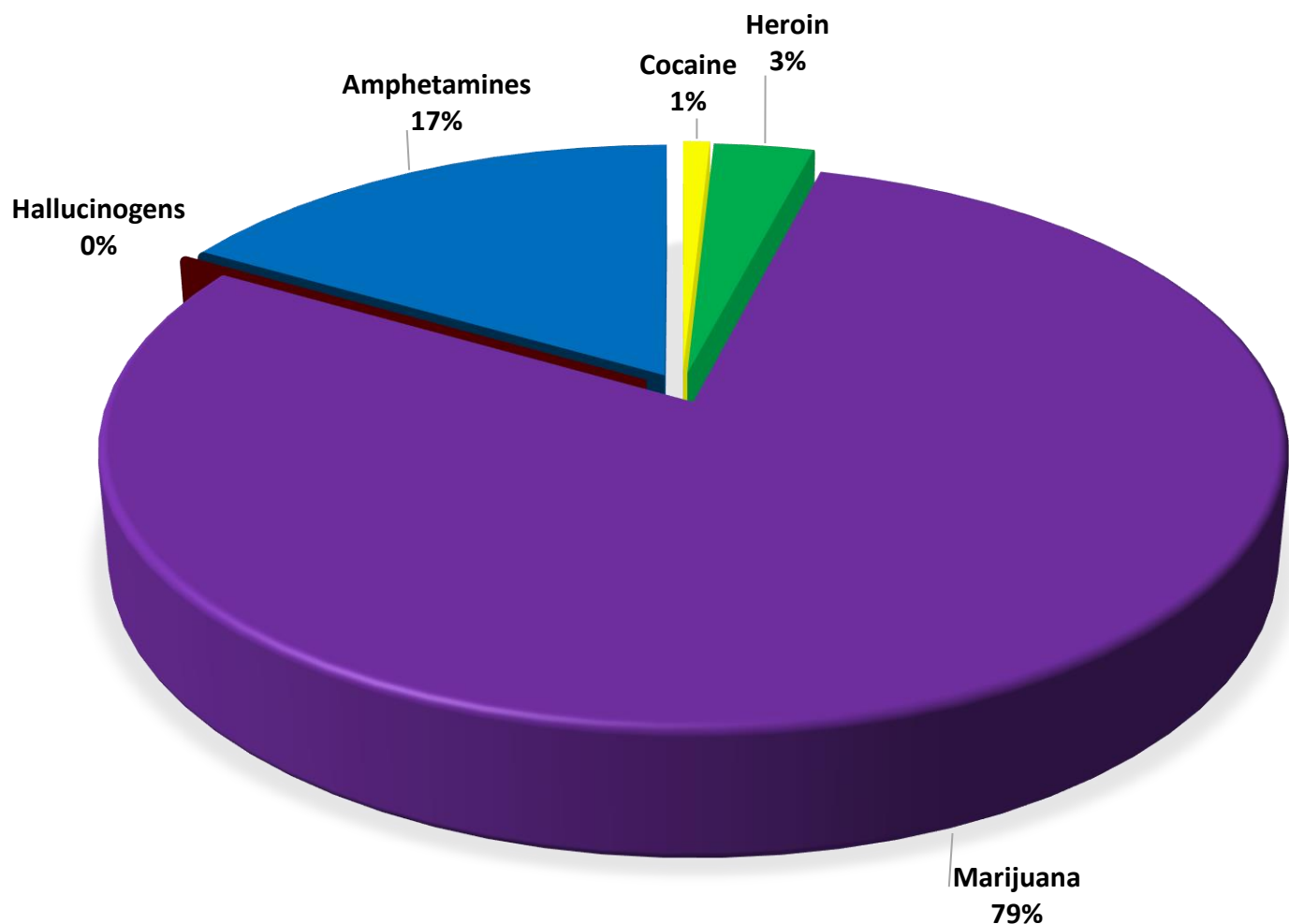
Combined Offense/Event Trends

	SEPT 2018	SEPT 2019
Part I Offenses	102	86
Part II Offenses	296	227
NonUCR Offenses	203	175
Reports Generated	457	398
Street Checks	98	90
Traffic Citations	48	40
Misdemeanor Citations	13	7
Jail Bookings	51	32

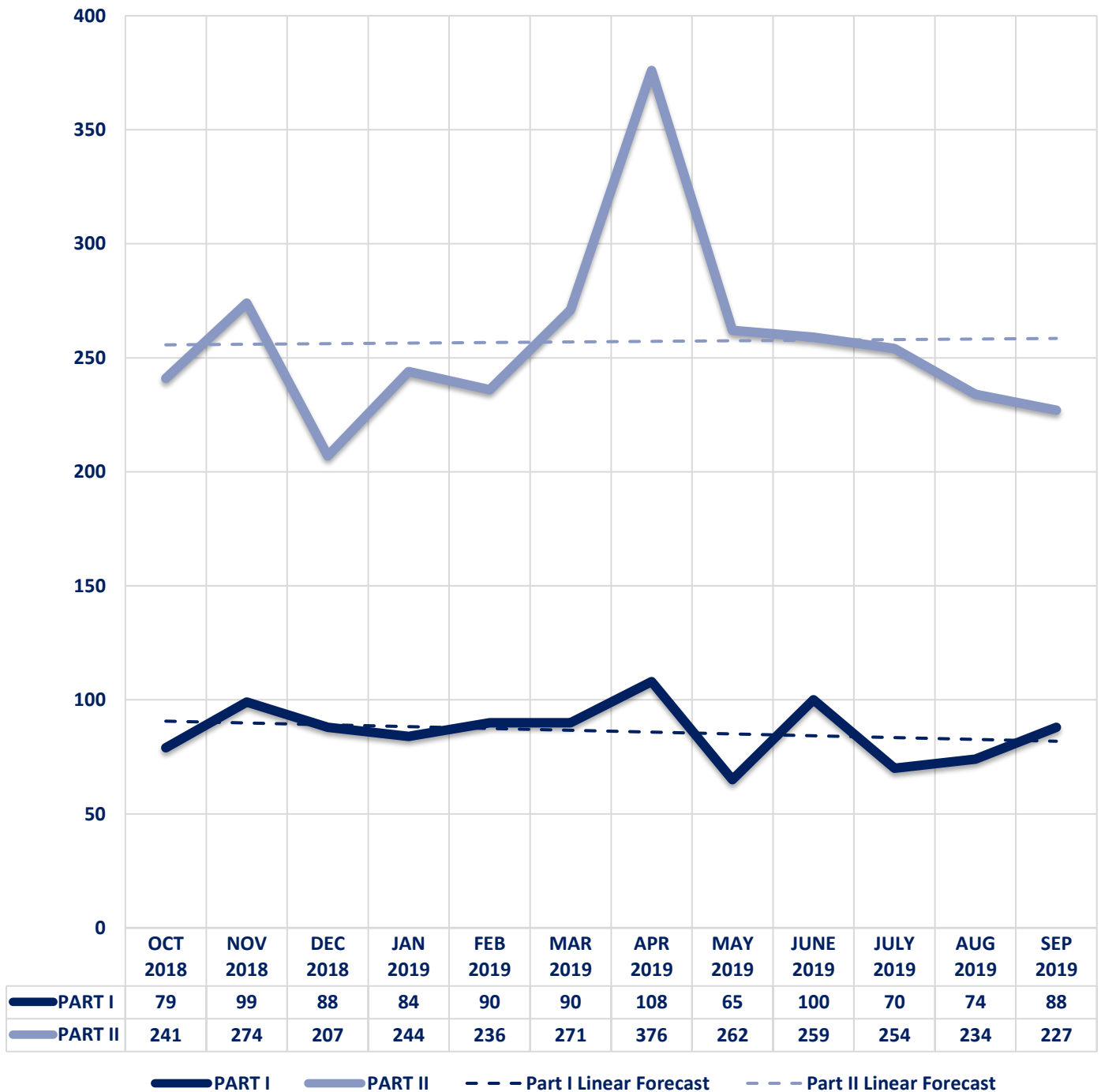


Seized Drugs

TYPE	DOSES	STREET VALUE
Cocaine	81.0	\$ 810.00
Heroin	300.6	\$ 3,006.00
Marijuana	7424.2	\$ 44,545.26
Hallucinogens	0.0	\$ -
Amphetamines	1560.5	\$ 15,605.00
TOTAL	9366.3	\$ 63,966.26



Part I & II Offenses - One Year





CITY COUNCIL DISTRICT #1 MONTHLY OFFENSE SUMMARY

OCTOBER 2019

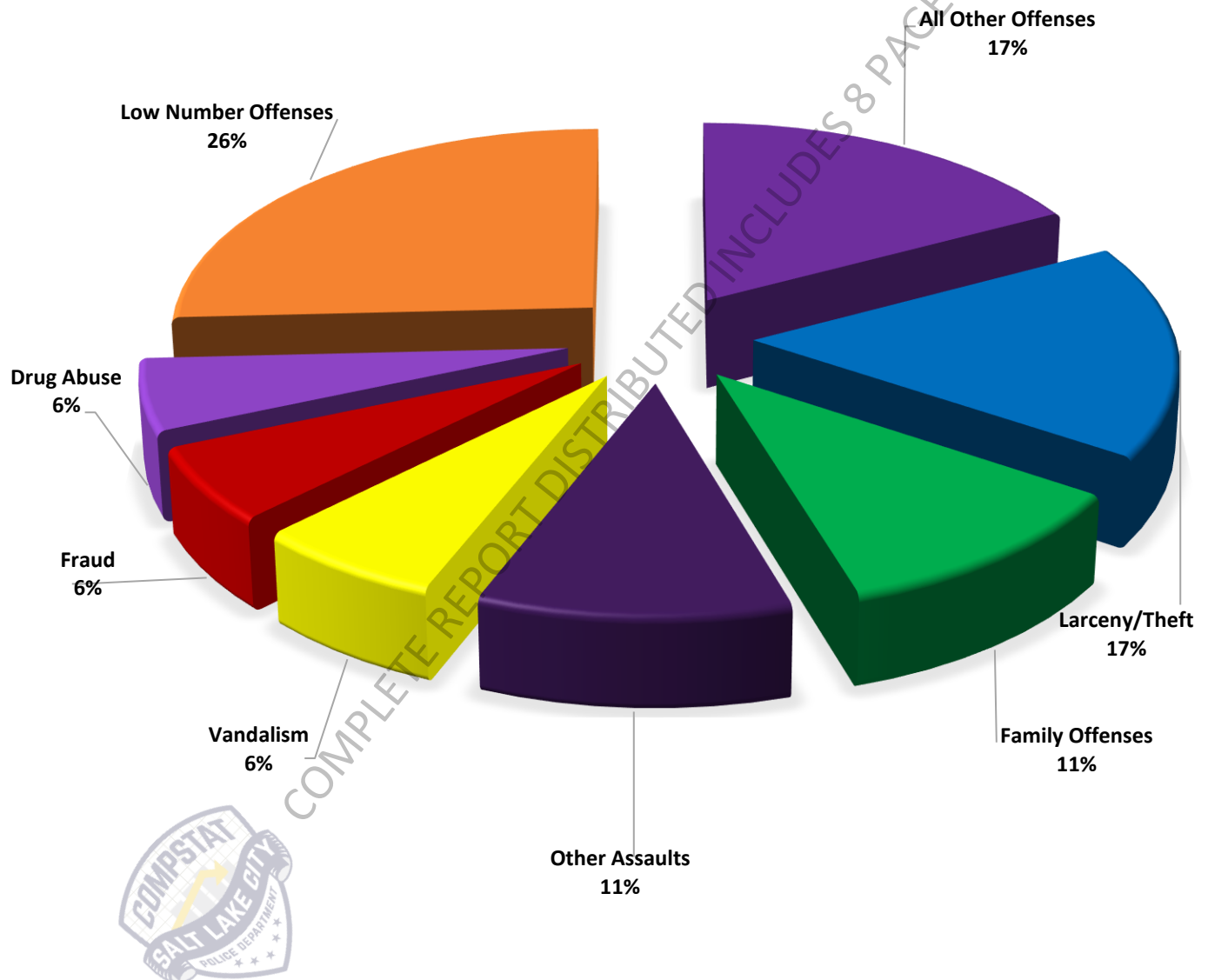
These figures represent preliminary counts of original Police Incident Reports and include all offenses within the above listed City Council District only. Full statistical analysis to determine the confidence level of this data has not been performed. The results contained herein are approximate in relation to the listed area and may not fully coincide with data shown in other areas of SLCPD's Crime Statistics page such as Calls for Service, Crimes Trending, and Crime Reports due to and reflective of departmental procedures that were in place at the time the event occurred and the date this data was compiled. Results displayed are not distinguished as attempted or completed crimes, do not include other calls for police service, and only represent police service where a report was made. Police Incident Reports are classified by primary offense categories as defined by the Uniform Crime Reporting (UCR) system, however for this report all offenses are included, and each incident may have more than one offense listed on it. In cases where there is more than one offense listed, all offenses are counted individually. Although every reasonable verification effort is made, the accuracy of any data is subject to the constraints of the report generation process as well as the manner, format, and point in time of any query.

PART I OFFENSES:	Chosen by the FBI as Part I Offenses because they are serious crimes that occur with regularity in all areas of the country and are likely to be reported to Police.
PART II OFFENSES:	All other crimes other than the eight Part I Offenses. The Uniform Crime Reporting Program gathers only arrest data for Part II Offenses, however, SLCPD results displayed in this document display all Part II Offenses, regardless of the presence of arrest data.
ALL OTHER OFFENSES:	Under the Part II Offense section, 'All Other Offenses' include Peeping Tom, Trespass, Kidnap/Abduction, Pornography, Extortion/Blackmail, Bribery, Warrants, Sexual Offenses, Obstruction, Public Peace, and Hit & Run.
NON-UCR OFFENSES:	Non-UCR Offenses include reports for all other offenses not classified as a Part I or Part II Offense. Results displayed separate some of these offenses such as Ambulance Calls, Deaths, Missing Persons, Suicides, Suspicious Activity, and Traffic Accidents.
ALL OTHER NON-UCR:	Under the Non-UCR category, 'All Other' include the remainder of offenses not classified as Part I or Part II and not separated from the Non-UCR Offenses. These include things such as Loud Parties, Barking Dogs, Mentally Ill Subjects, Citizen Assistance, etc.
LOW NUMBER OFFENSES:	On page two, in the interest of space and allowing for easier viewing, the category titled 'Low Number Offenses' include Part I and Part II Offenses from page one that have totals under the amount of 16.

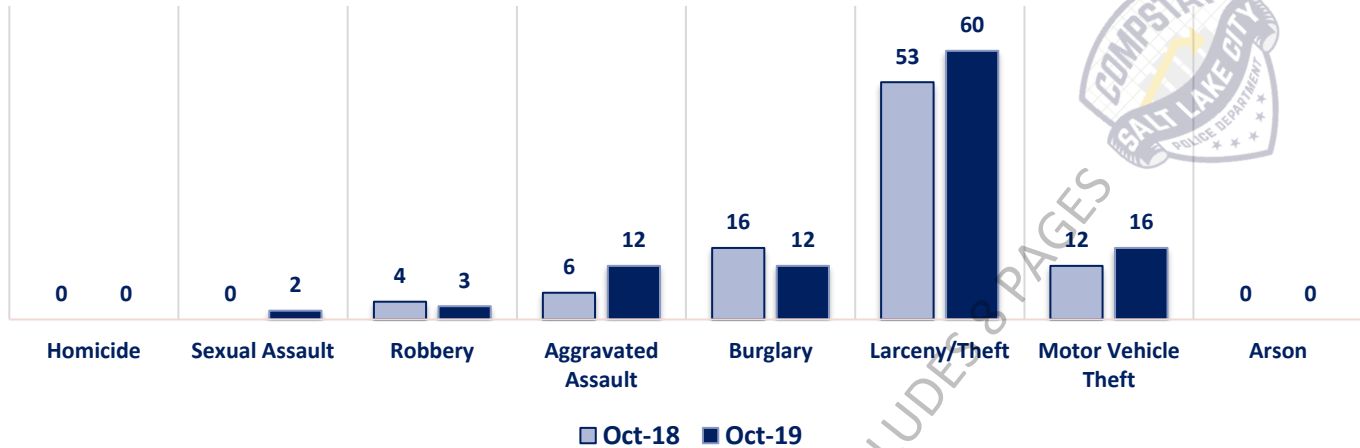
Offenses

PART I OFFENSES	OFFENSE	OCT 18	OCT 19	OFFENSE	OCT 18	OCT 19	PART II OFFENSES
	Homicide	0	0	Other Assaults	37	38	
	Sexual Assault	0	2	Forgery/Counterfeit	7	3	
	Robbery	4	3	Fraud	12	21	
	Aggravated Assault	6	12	Embezzlement	0	0	
	Burglary	16	12	Stolen Property	2	3	
	Larceny/Theft	53	60	Vandalism	31	23	
	Motor Vehicle Theft	12	16	Weapons	2	8	
NON-UCR OFFENSES	Arson	0	0	Prostitution	2	6	
	PART I TOTALS	91	105	Sex Offenses	1	2	
	Ambulance Calls	9	14	Drug Abuse	25	20	
	Deaths	1	2	Gambling	1	0	
	Missing Persons	5	2	Family Offenses	29	39	
	Suicides	0	0	DUI	5	5	
	Suspicious Activity	8	14	Liquor Laws	2	0	
	Traffic Accidents	41	28	Drunkenness	6	6	
TOTALS	All Other	119	113	Disorderly Conduct	7	4	
	NON-UCR TOTALS	183	173	All Other Offenses	79	61	
	PART I OFFENSES	91	105	Curfew/Loitering	0	0	
	PART II OFFENSES	250	248	Runaway	2	9	
	NON-UCR OFFENSES	183	173	PART II TOTALS	250	248	
	TOTAL	524	526				

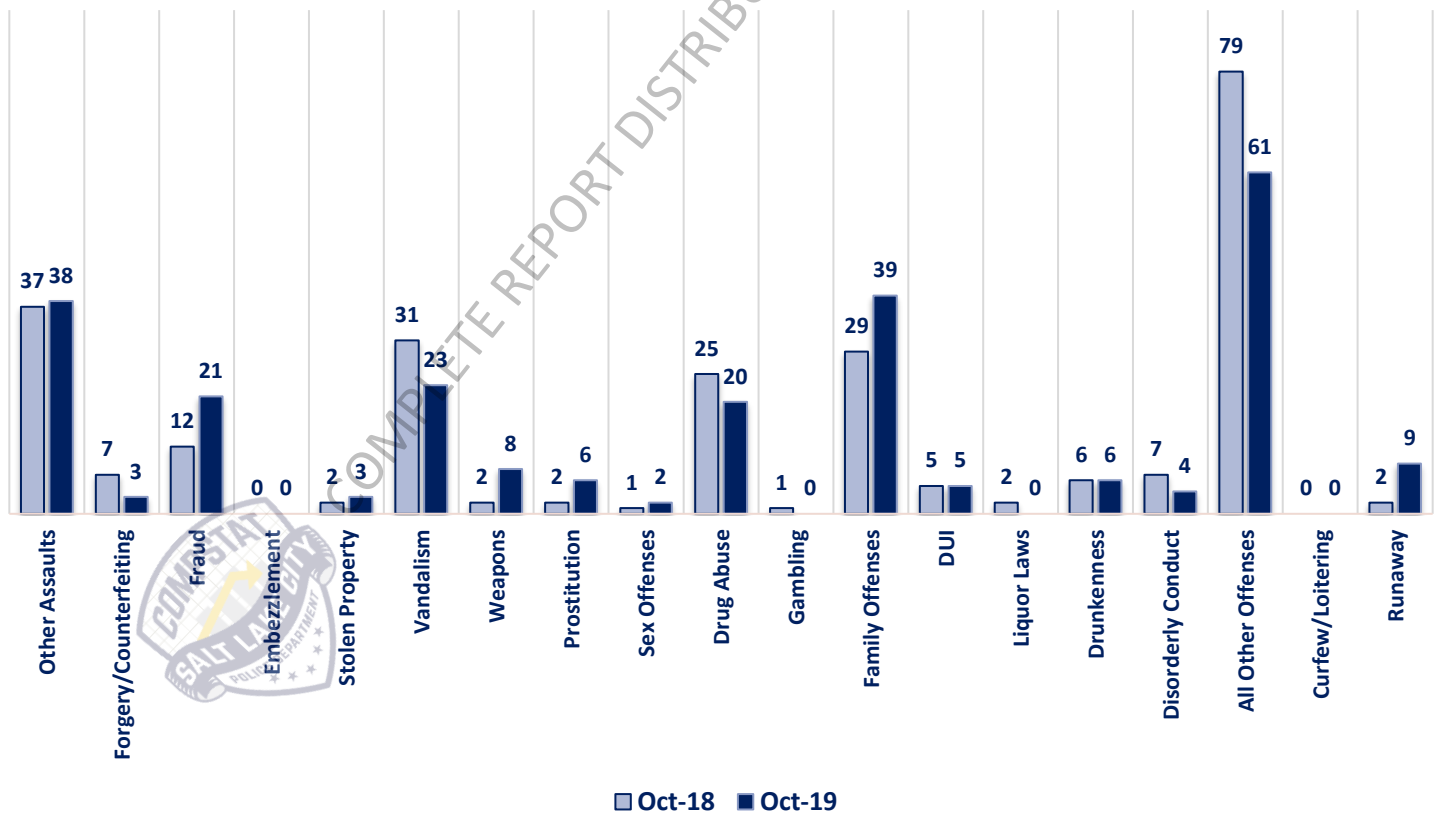
OCTOBER 2019 - PART I & II OFFENSE PERCENTAGES



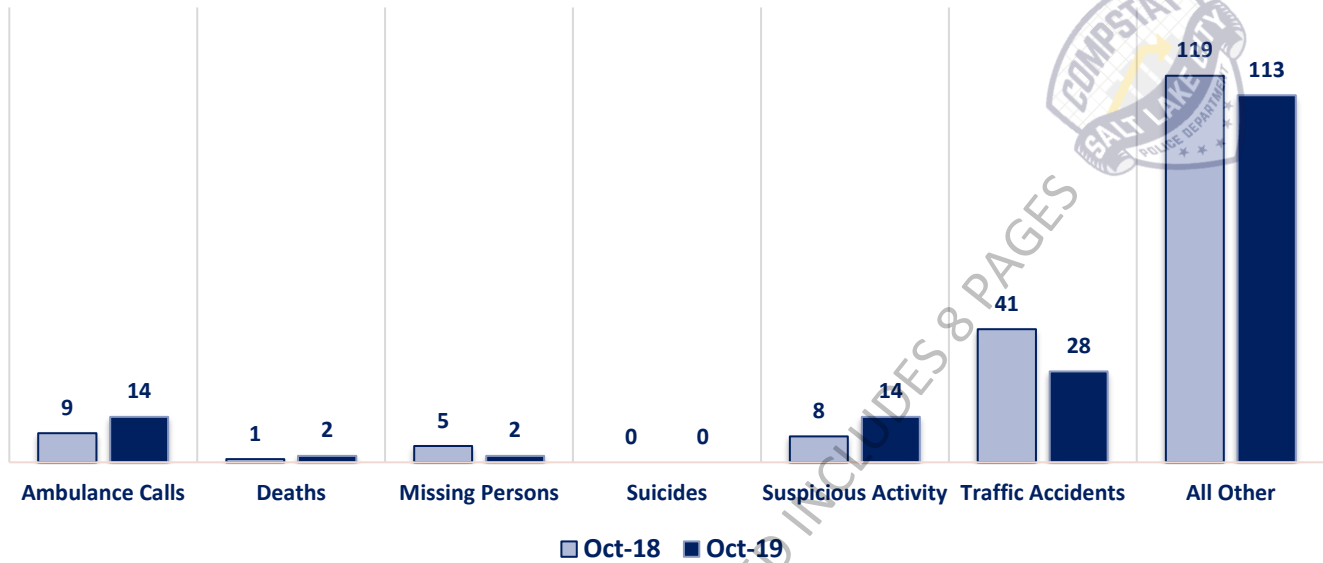
Part I Offenses



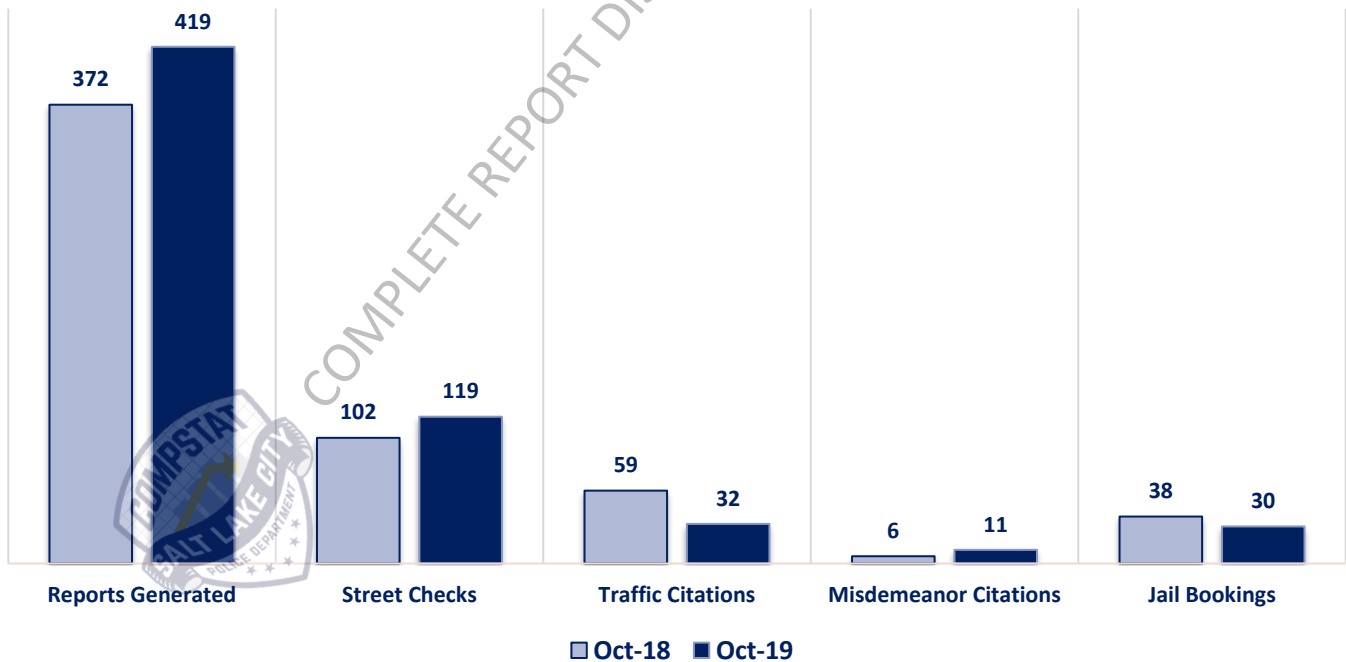
Part II Offenses



Non-UCR Offenses

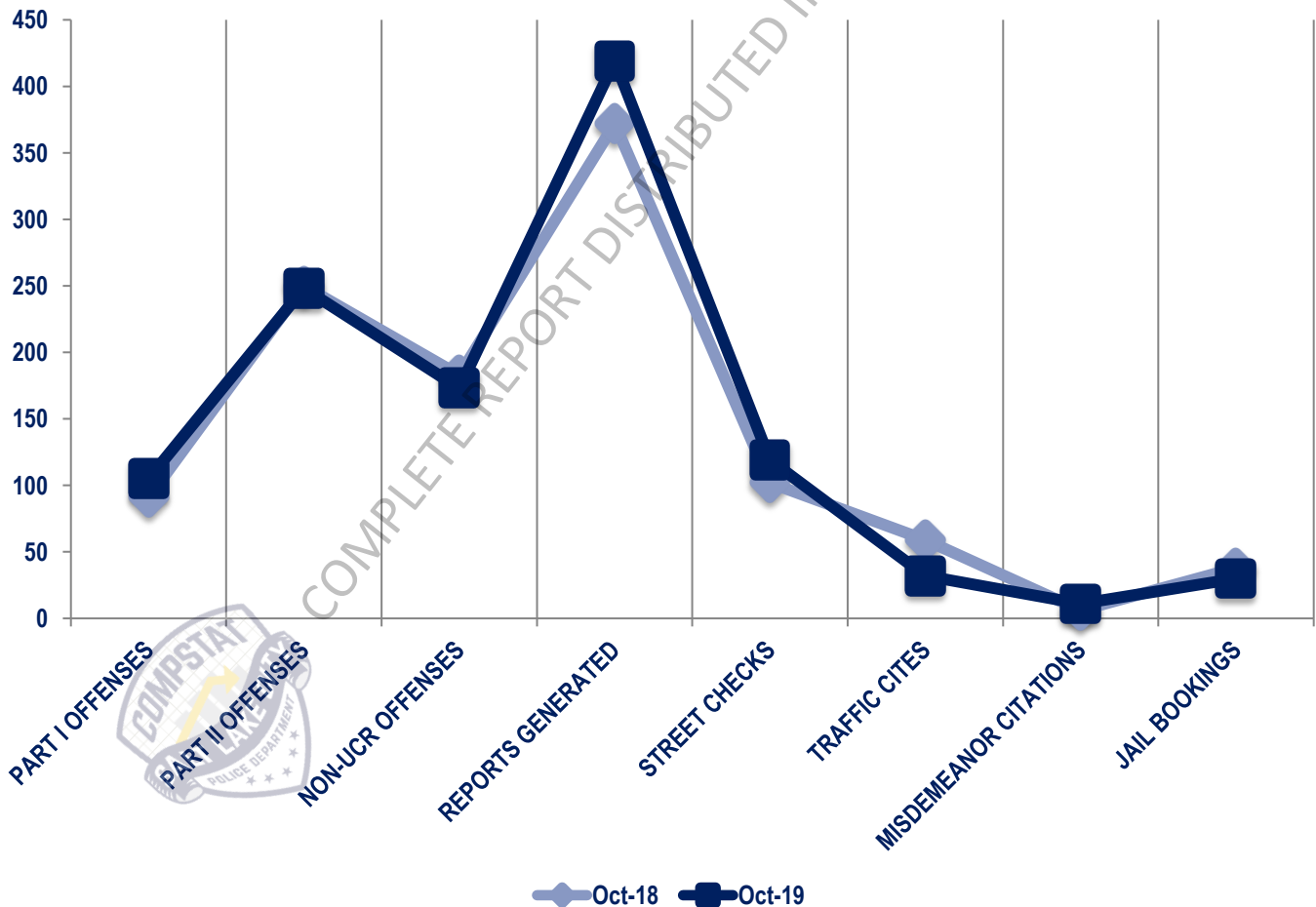


Other Event Totals



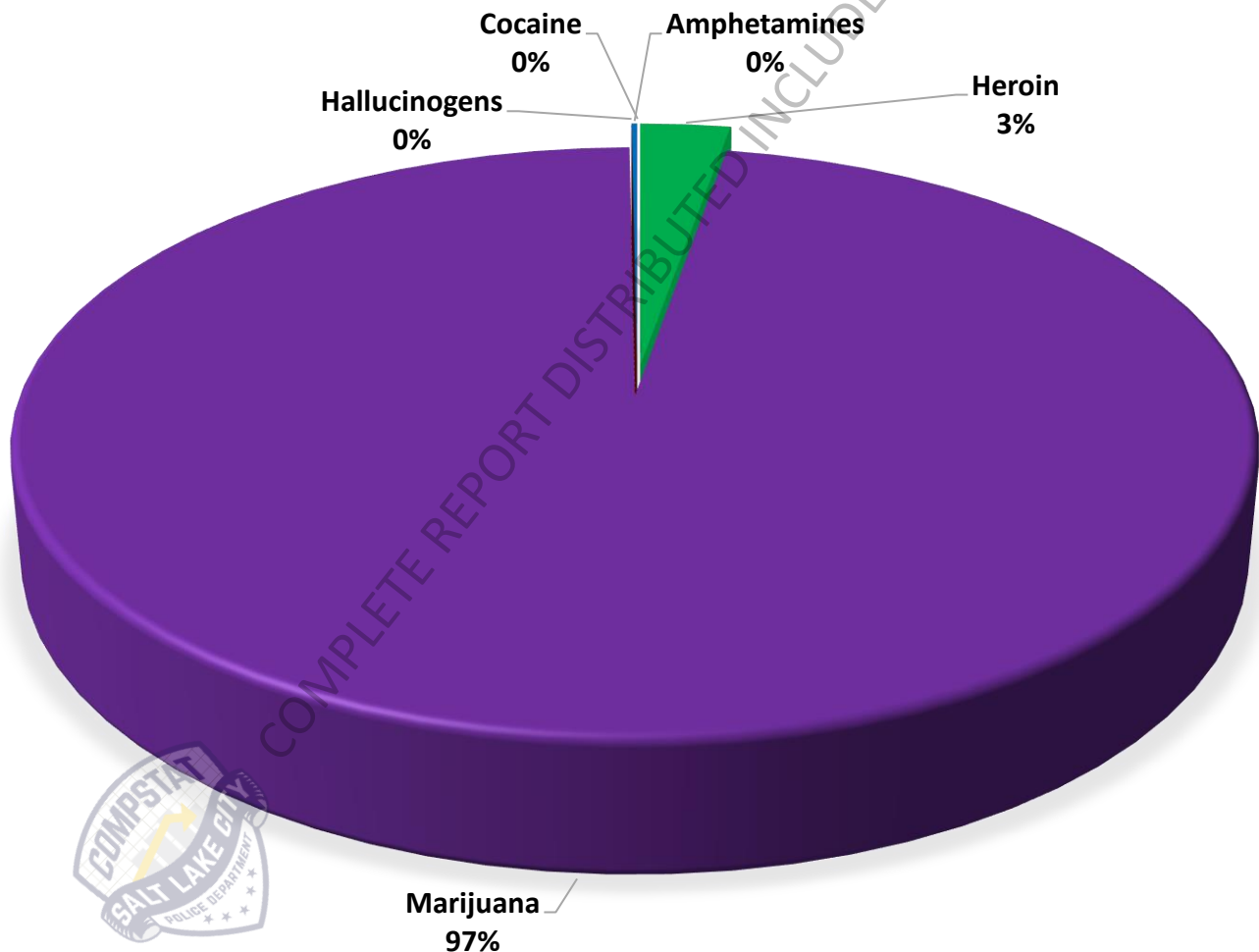
Combined Offense/Event Trends

	OCT 2018	OCT 2019
Part I Offenses	91	105
Part II Offenses	250	248
NonUCR Offenses	183	173
Reports Generated	372	419
Street Checks	102	119
Traffic Citations	59	32
Misdemeanor Citations	6	11
Jail Bookings	38	30

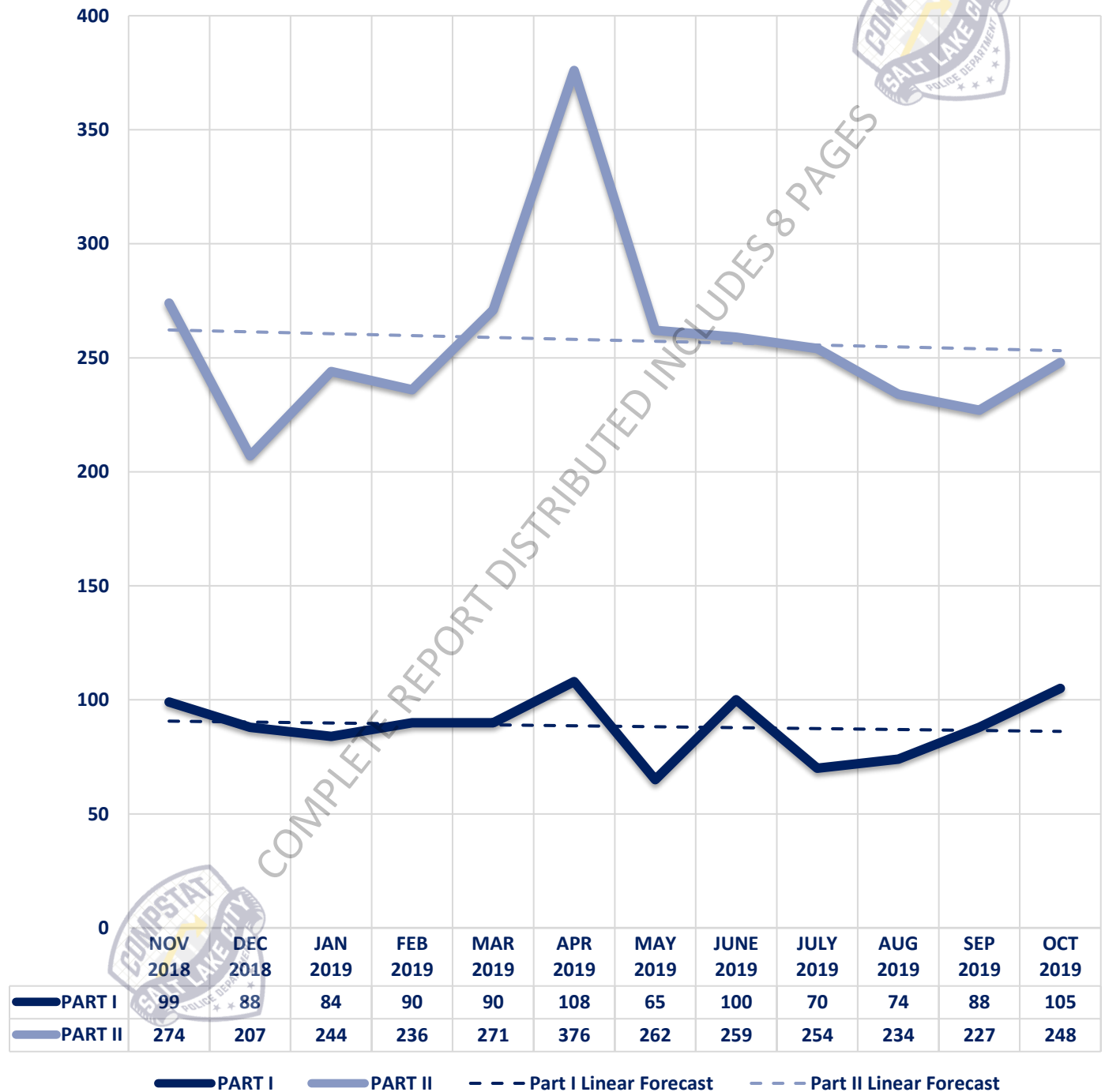


Seized Drugs

TYPE	DOSES	STREET VALUE
Cocaine	0.0	\$ -
Heroin	1213.0	\$ 12,130.00
Marijuana	42723.2	\$ 256,338.98
Hallucinogens	0.0	\$ -
Amphetamines	75.0	\$ 750.00
TOTAL	44011.2	\$ 269,218.98



Part I & II Offenses - One Year





SALT LAKE CITY CRIME STATS



CITY COUNCIL DISTRICT #1 MONTHLY OFFENSE SUMMARY

NOVEMBER 2019

These figures represent preliminary counts of original Police Incident Reports and include all offenses within the above listed City Council District only. Full statistical analysis to determine the confidence level of this data has not been performed. The results contained herein are approximate in relation to the listed area and may not fully coincide with data shown in other areas of SLCPD's Crime Statistics page such as Calls for Service, Crimes Trending, and Crime Reports due to and reflective of departmental procedures that were in place at the time the event occurred and the date this data was compiled. Results displayed are not distinguished as attempted or completed crimes, do not include other calls for police service, and only represent police service where a report was made. Police Incident Reports are classified by primary offense categories as defined by the Uniform Crime Reporting (UCR) system, however for this report all offenses are included, and each incident may have more than one offense listed on it. In cases where there is more than one offense listed, all offenses are counted individually. Although every reasonable verification effort is made, the accuracy of any data is subject to the constraints of the report generation process as well as the manner, format, and point in time of any query.

PART I OFFENSES:	Chosen by the FBI as Part I Offenses because they are serious crimes that occur with regularity in all areas of the country and are likely to be reported to Police.
PART II OFFENSES:	All other crimes other than the eight Part I Offenses. The Uniform Crime Reporting Program gathers only arrest data for Part II Offenses, however, SLCPD results displayed in this document display all Part II Offenses, regardless of the presence of arrest data.
ALL OTHER OFFENSES:	Under the Part II Offense section, 'All Other Offenses' include Peeping Tom, Trespass, Kidnap/Abduction, Pornography, Extortion/Blackmail, Bribery, Warrants, Sexual Offenses, Obstruction, Public Peace, and Hit & Run.
NON-UCR OFFENSES:	Non-UCR Offenses include reports for all other offenses not classified as a Part I or Part II Offense. Results displayed separate some of these offenses such as Ambulance Calls, Deaths, Missing Persons, Suicides, Suspicious Activity, and Traffic Accidents.
ALL OTHER NON-UCR:	Under the Non-UCR category, 'All Other' include the remainder of offenses not classified as Part I or Part II and not separated from the Non-UCR Offenses. These include things such as Loud Parties, Barking Dogs, Mentally Ill Subjects, Citizen Assistance, etc.
LOW NUMBER OFFENSES:	On page two, in the interest of space and allowing for easier viewing, the category titled 'Low Number Offenses' include Part I and Part II Offenses from page one that have totals under the amount of 13.

Offenses

PART I OFFENSES

OFFENSE	NOV 18	NOV 19
Homicide	0	1
Sexual Assault	0	0
Robbery	2	5
Aggravated Assault	6	9
Burglary	11	17
Larceny/Theft	66	45
Motor Vehicle Theft	21	13
Arson	0	0
PART I TOTALS	106	90

NON-UCR OFFENSES

Ambulance Calls	20	11
Deaths	2	5
Missing Persons	5	1
Suicides	0	1
Suspicious Activity	16	18
Traffic Accidents	35	37
All Other	132	131
NON-UCR TOTALS	210	204

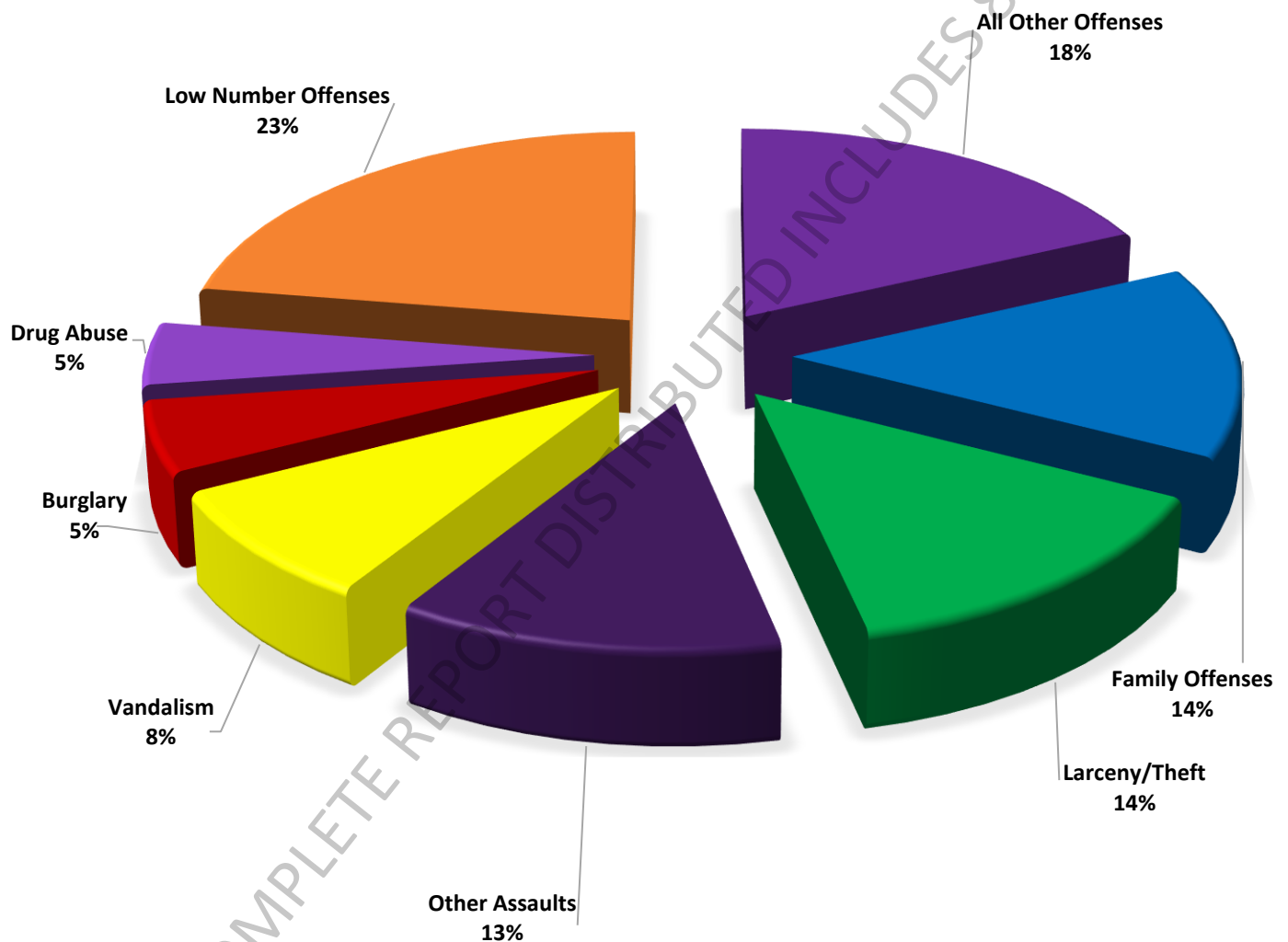
TOTALS

PART I OFFENSES	106	90
PART II OFFENSES	275	230
NON-UCR OFFENSES	210	204
TOTAL	591	524

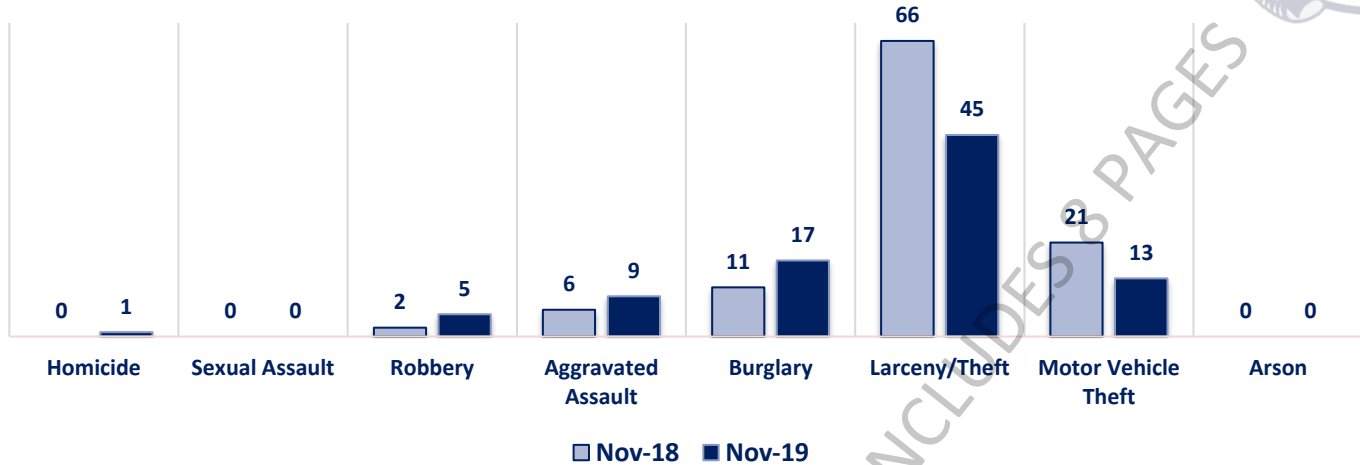
PART II OFFENSES

OFFENSE	NOV 18	NOV 19
Other Assaults	26	40
Forgery/Counterfeit	3	1
Fraud	11	13
Embezzlement	0	0
Stolen Property	2	2
Vandalism	38	27
Weapons	2	5
Prostitution	1	0
Sex Offenses	6	3
Drug Abuse	53	15
Gambling	0	0
Family Offenses	34	46
DUI	4	6
Liquor Laws	2	1
Drunkenness	8	5
Disorderly Conduct	3	4
All Other Offenses	78	58
Curfew/Loitering	0	0
Runaway	4	4
PART II TOTALS	275	230

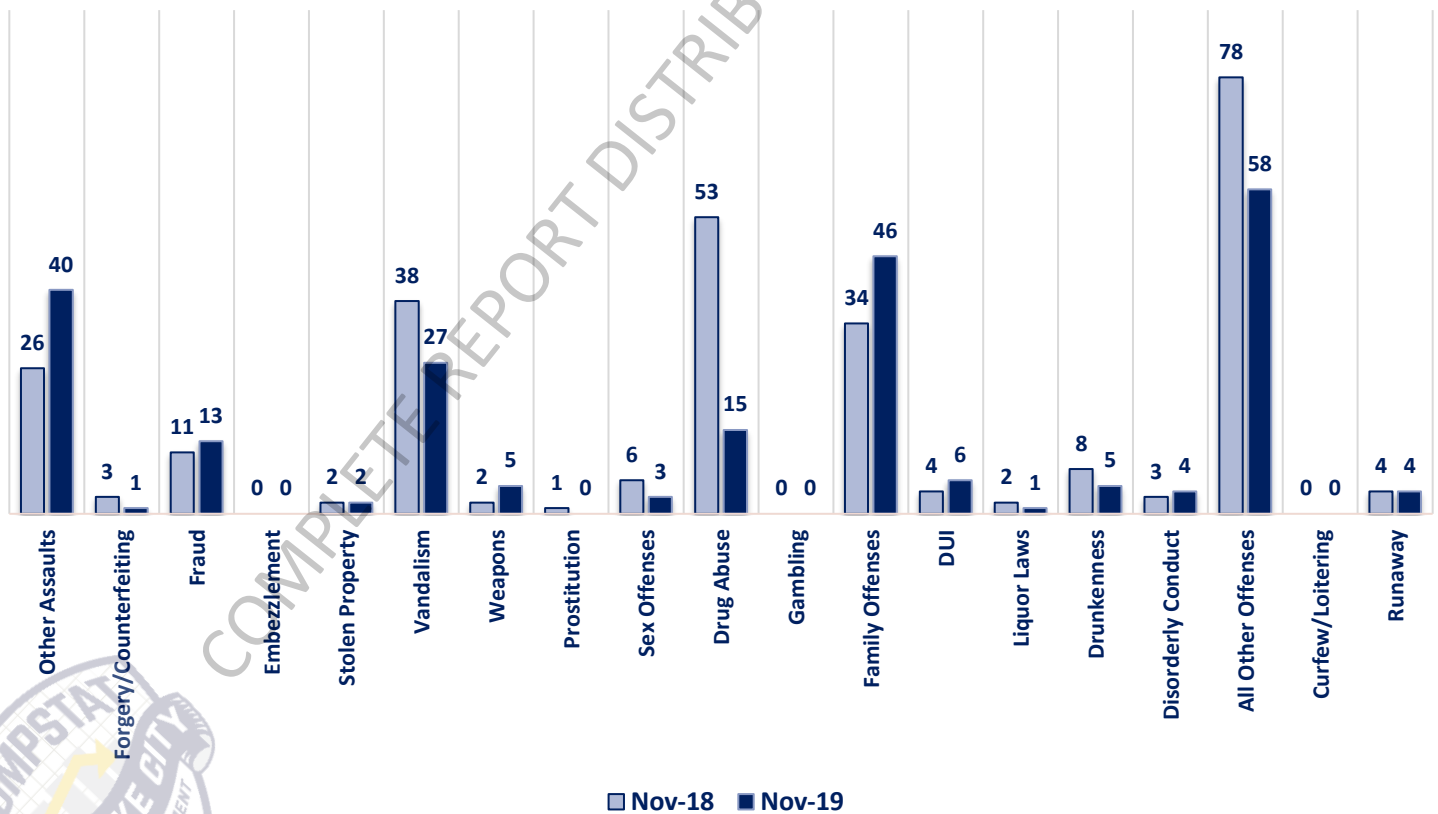
NOVEMBER 2019 - PART I & II OFFENSE PERCENTAGES



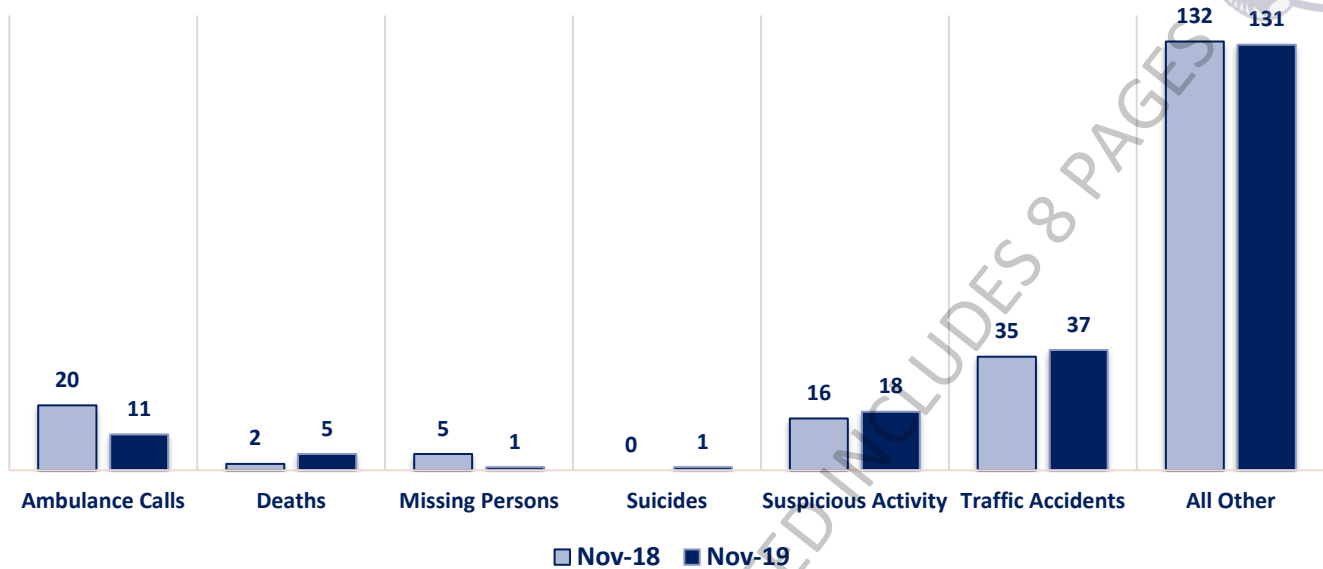
Part I Offenses



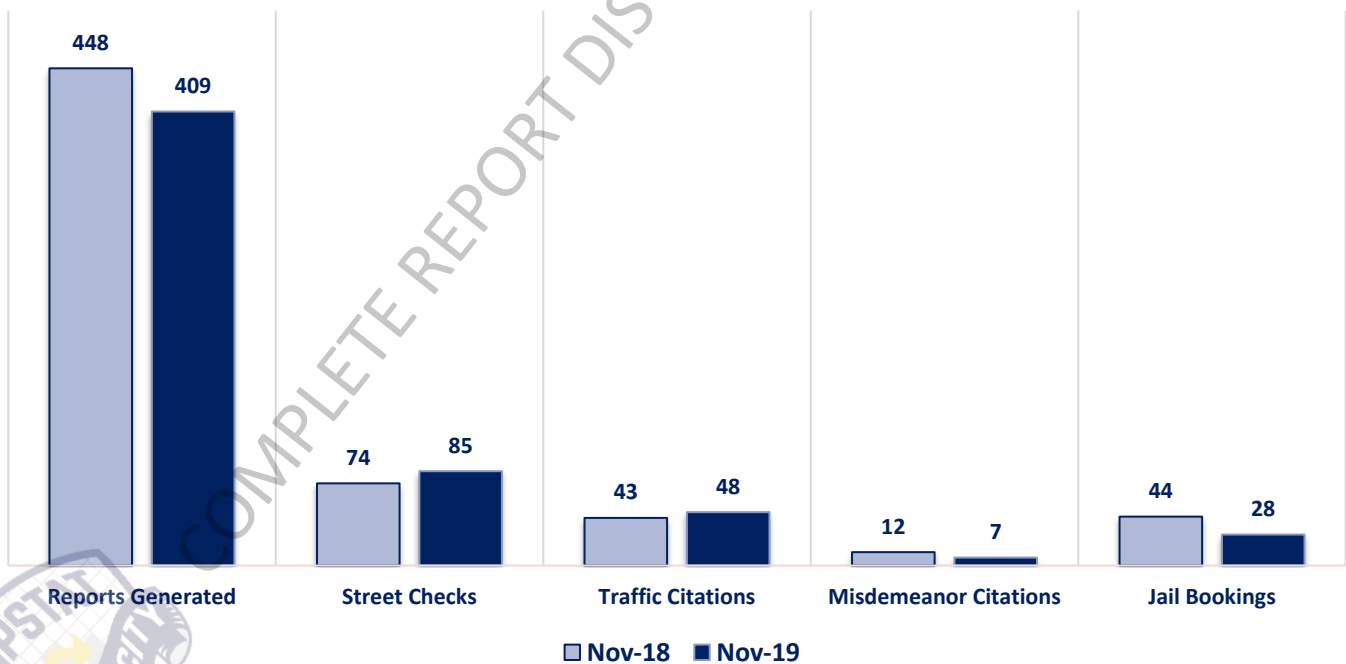
Part II Offenses



Non-UCR Offenses

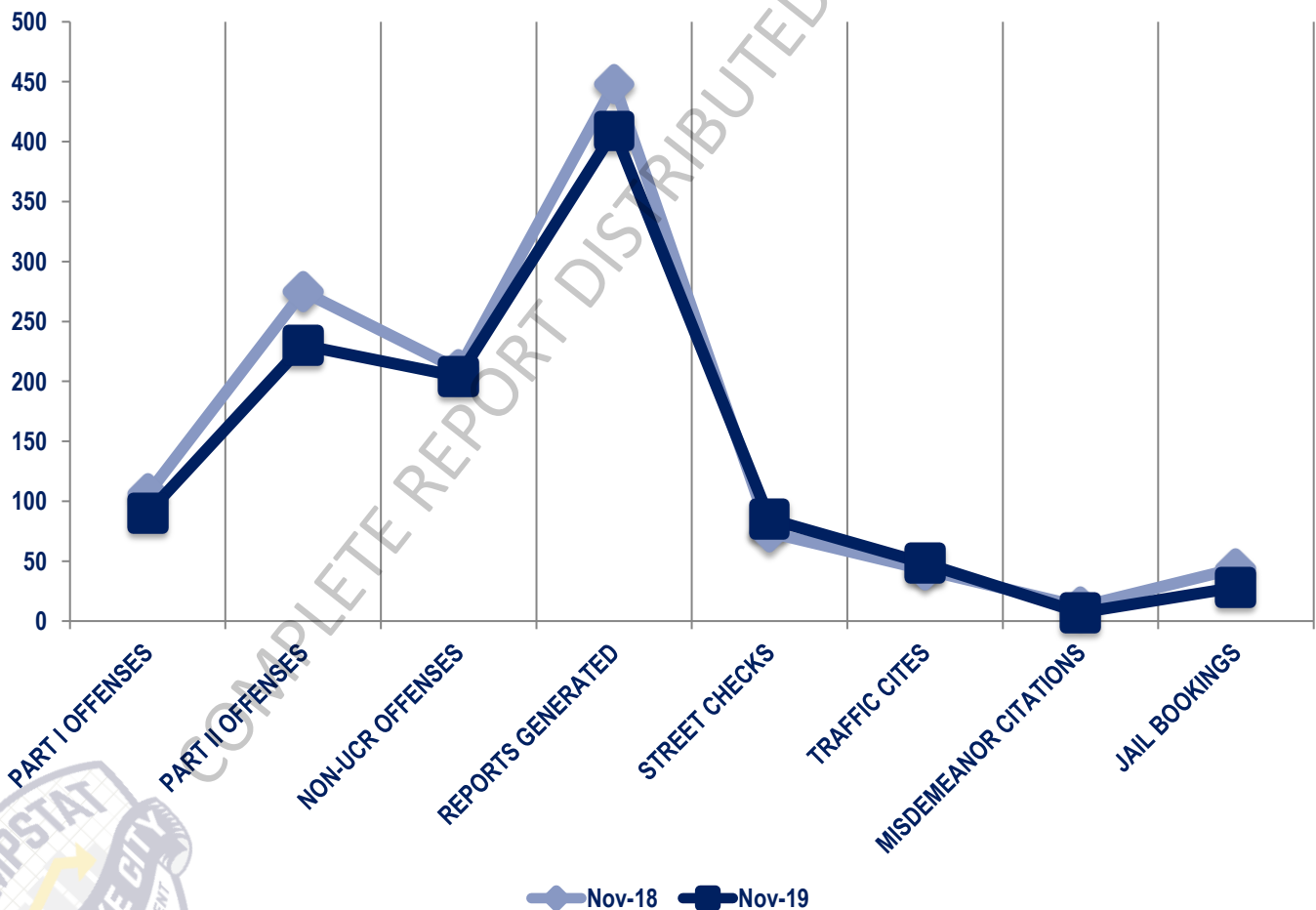


Other Event Totals



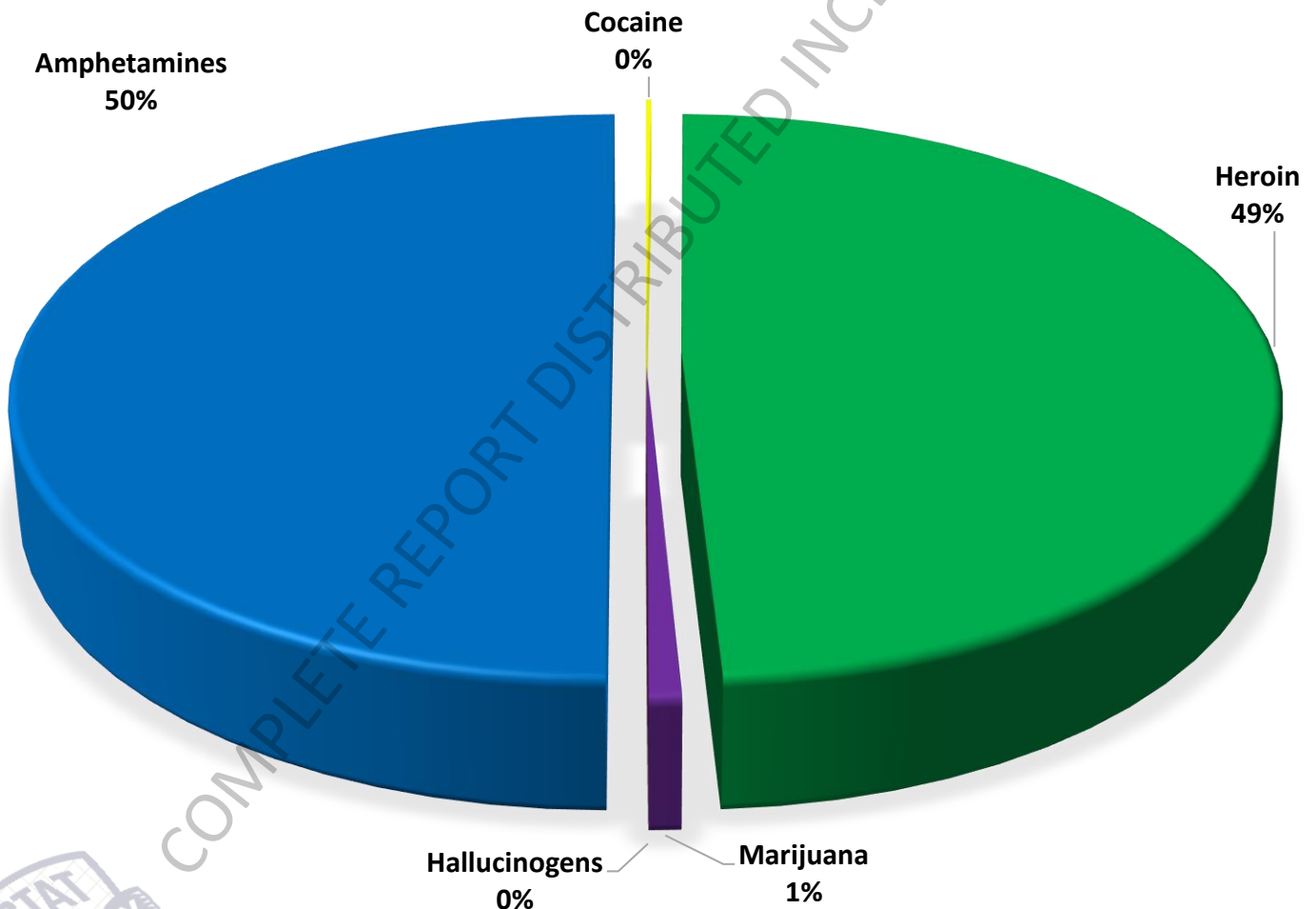
Combined Offense/Event Trends

	NOV 2018	NOV 2019
Part I Offenses	106	90
Part II Offenses	275	230
NonUCR Offenses	210	204
Reports Generated	448	409
Street Checks	74	85
Traffic Citations	43	48
Misdemeanor Citations	12	7
Jail Bookings	44	28

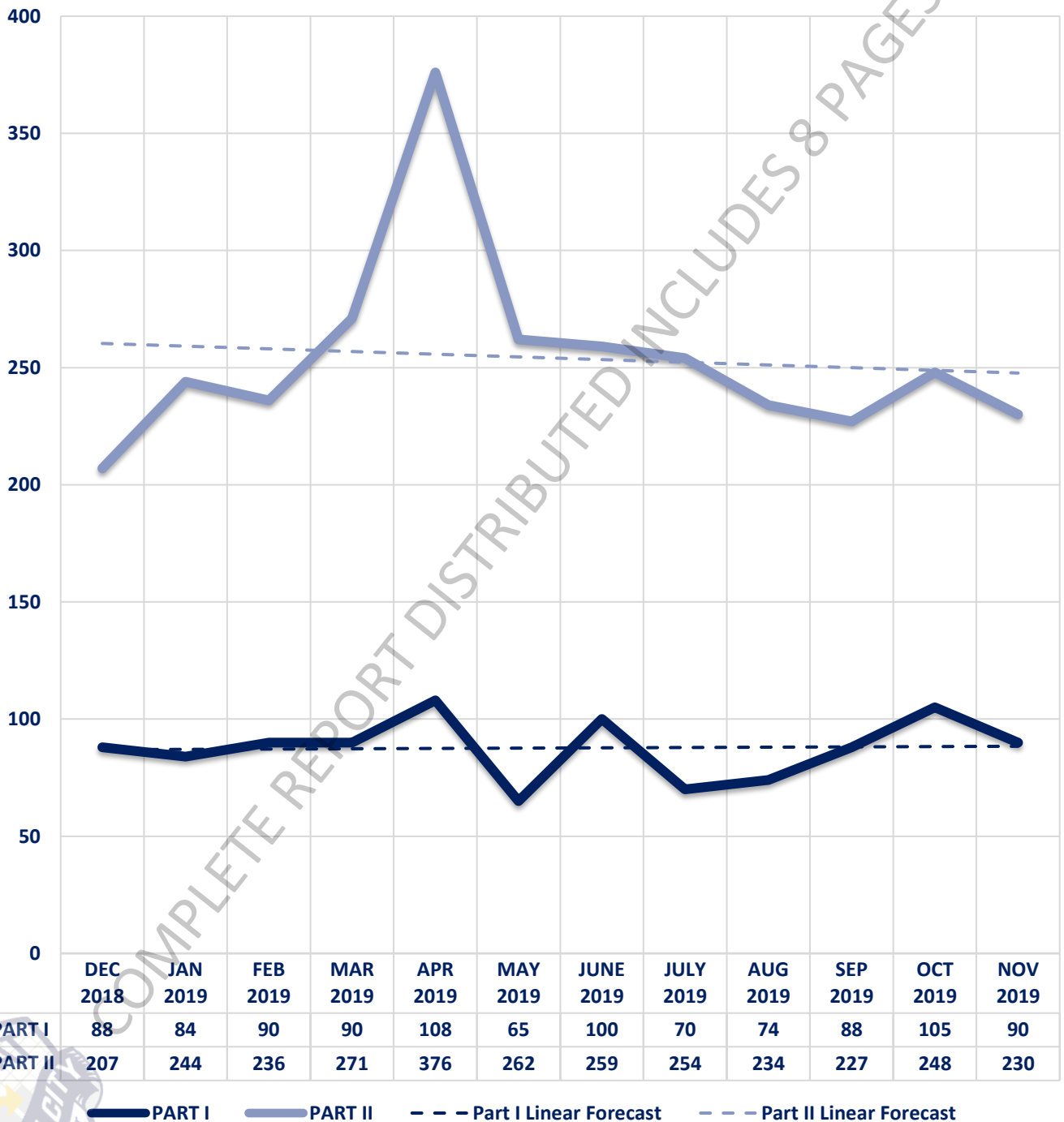


Seized Drugs

TYPE	DOSES	STREET VALUE
Cocaine	20.0	\$ 200.00
Heroin	5613.4	\$ 56,133.61
Marijuana	87.5	\$ 524.91
Hallucinogens	0.0	\$ -
Amphetamines	5731.2	\$ 57,312.06
TOTAL	11452.1	\$ 114,170.57



Part I & II Offenses - One Year





CITY COUNCIL DISTRICT #1 MONTHLY OFFENSE SUMMARY

DECEMBER 2019

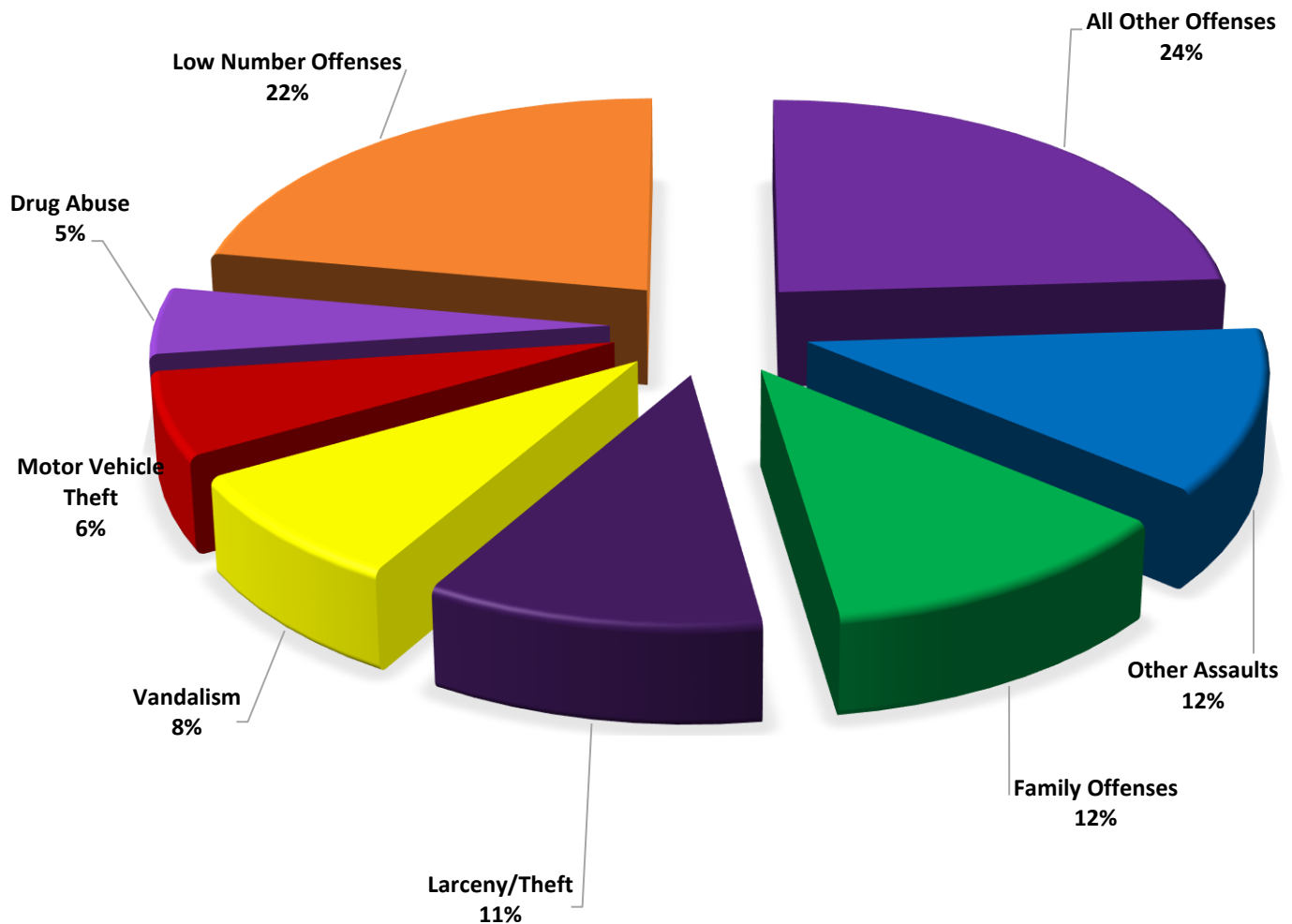
These figures represent preliminary counts of original Police Incident Reports and include all offenses within the above listed City Council District only. Full statistical analysis to determine the confidence level of this data has not been performed. The results contained herein are approximate in relation to the listed area and may not fully coincide with data shown in other areas of SLCPD's Crime Statistics page such as Calls for Service, Crimes Trending, and Crime Reports due to and reflective of departmental procedures that were in place at the time the event occurred and the date this data was compiled. Results displayed are not distinguished as attempted or completed crimes, do not include other calls for police service, and only represent police service where a report was made. Police Incident Reports are classified by primary offense categories as defined by the Uniform Crime Reporting (UCR) system, however for this report all offenses are included, and each incident may have more than one offense listed on it. In cases where there is more than one offense listed, all offenses are counted individually. Although every reasonable verification effort is made, the accuracy of any data is subject to the constraints of the report generation process as well as the manner, format, and point in time of any query.

PART I OFFENSES:	Chosen by the FBI as Part I Offenses because they are serious crimes that occur with regularity in all areas of the country and are likely to be reported to Police.
PART II OFFENSES:	All other crimes other than the eight Part I Offenses. The Uniform Crime Reporting Program gathers only arrest data for Part II Offenses, however, SLCPD results displayed in this document display all Part II Offenses, regardless of the presence of arrest data.
ALL OTHER OFFENSES:	Under the Part II Offense section, 'All Other Offenses' include Peeping Tom, Trespass, Kidnap/Abduction, Pornography, Extortion/Blackmail, Bribery, Warrants, Sexual Offenses, Obstruction, Public Peace, and Hit & Run.
NON-UCR OFFENSES:	Non-UCR Offenses include reports for all other offenses not classified as a Part I or Part II Offense. Results displayed separate some of these offenses such as Ambulance Calls, Deaths, Missing Persons, Suicides, Suspicious Activity, and Traffic Accidents.
ALL OTHER NON-UCR:	Under the Non-UCR category, 'All Other' include the remainder of offenses not classified as Part I or Part II and not separated from the Non-UCR Offenses. These include things such as Loud Parties, Barking Dogs, Mentally Ill Subjects, Citizen Assistance, etc.
LOW NUMBER OFFENSES:	On page two, in the interest of space and allowing for easier viewing, the category titled 'Low Number Offenses' include Part I and Part II Offenses from page one that have totals under the amount of 11.

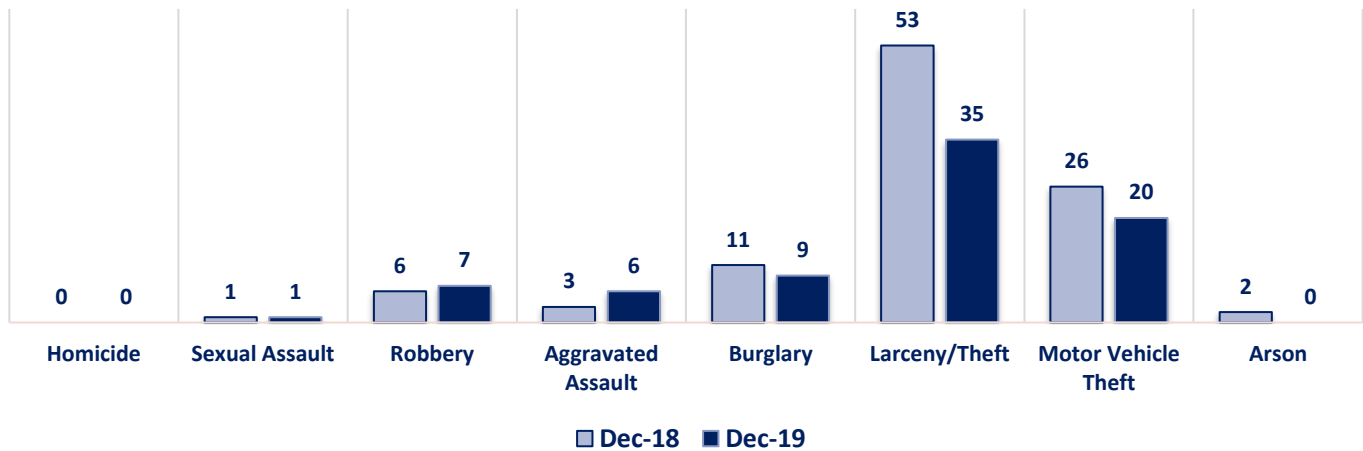
Offenses

PART I OFFENSES	OFFENSE	DEC 18	DEC 19	OFFENSE	DEC 18	DEC 19
	Homicide	0	0	Other Assaults	34	39
	Sexual Assault	1	1	Forgery/Counterfeit	6	3
	Robbery	6	7	Fraud	12	11
	Aggravated Assault	3	6	Embezzlement	0	0
	Burglary	11	9	Stolen Property	0	2
	Larceny/Theft	53	35	Vandalism	19	27
	Motor Vehicle Theft	26	20	Weapons	4	11
	Arson	2	0	Prostitution	2	0
PART II OFFENSES	PART I TOTALS	102	78	Sex Offenses	1	3
	Ambulance Calls	8	15	Drug Abuse	11	16
	Deaths	2	3	Gambling	0	0
	Missing Persons	5	5	Family Offenses	33	38
	Suicides	0	1	DUI	3	3
	Suspicious Activity	14	11	Liquor Laws	1	0
	Traffic Accidents	45	29	Drunkenness	6	7
	All Other	112	117	Disorderly Conduct	1	3
	NON-UCR TOTALS	186	181	All Other Offenses	78	78
TOTALS	PART I OFFENSES	102	78	Curfew/Loitering	0	0
	PART II OFFENSES	214	247	Runaway	3	6
	NON-UCR OFFENSES	186	181	PART II TOTALS	214	247
	TOTAL	502	506			

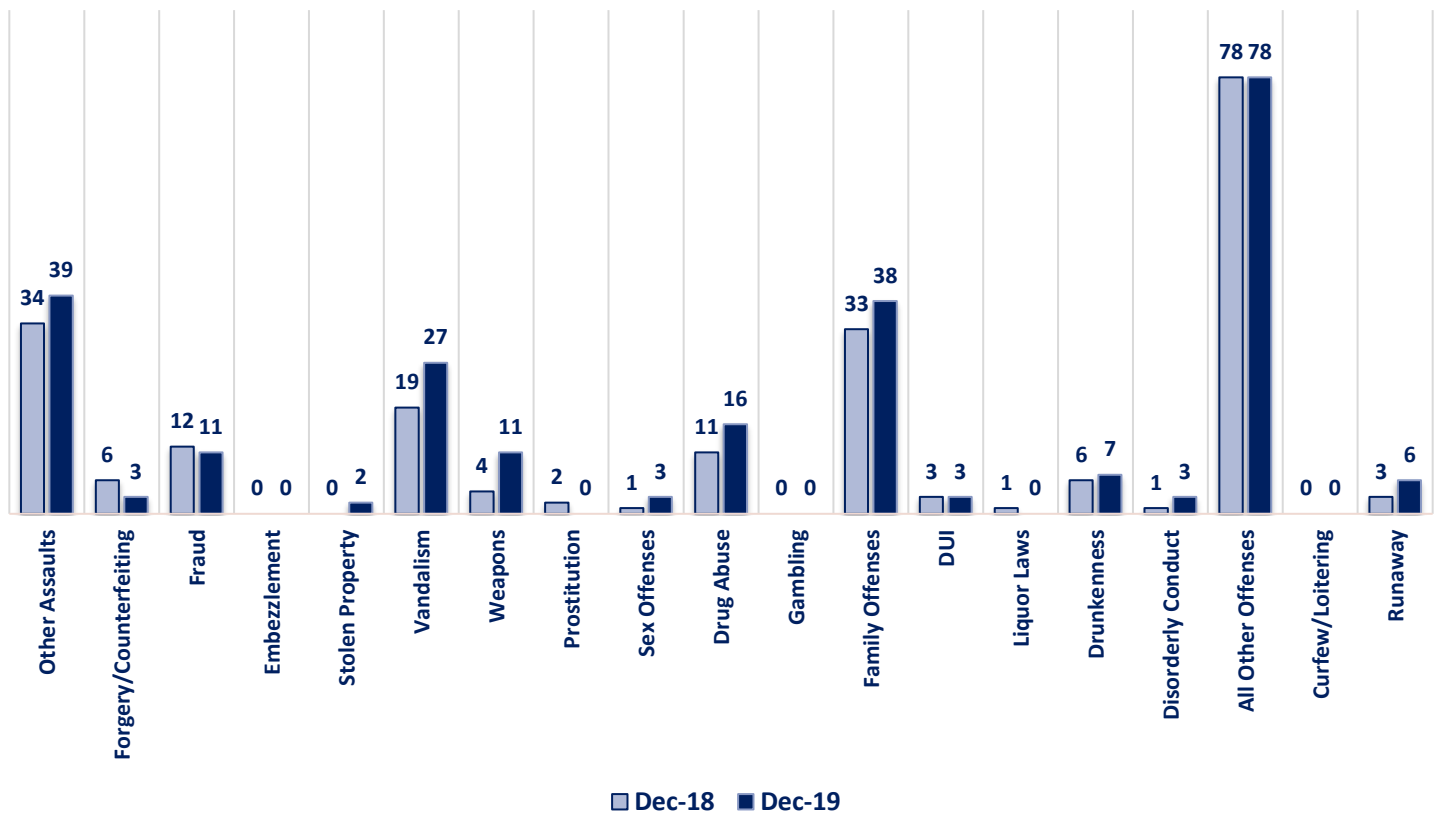
DECEMBER 2019 - PART I & II OFFENSE PERCENTAGES



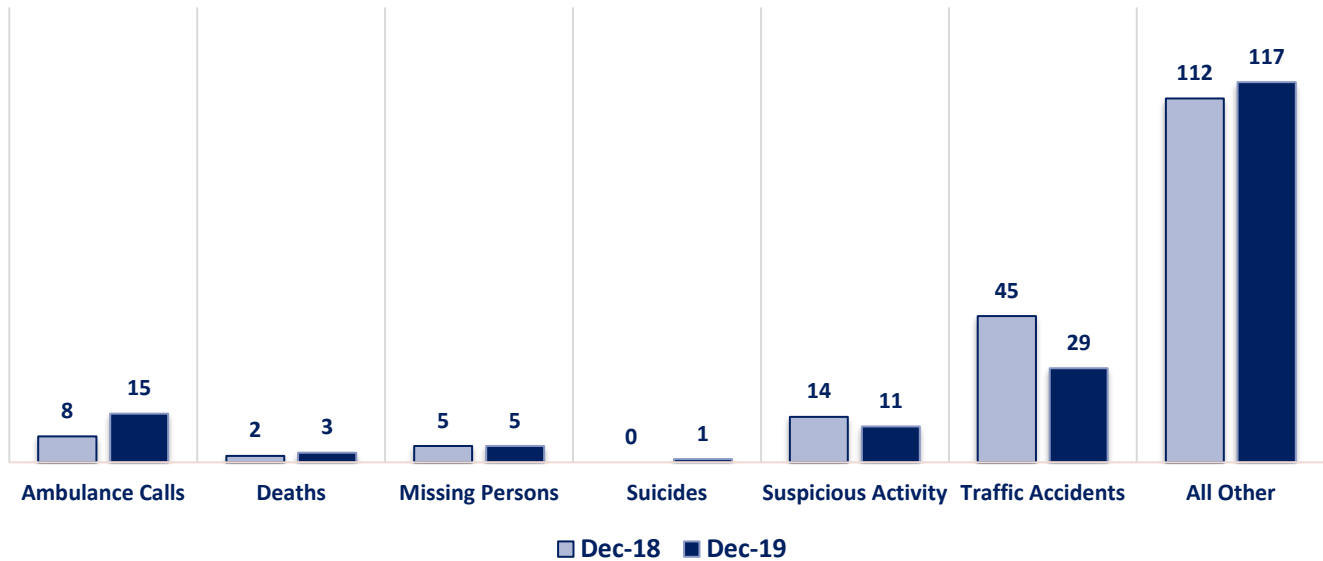
Part I Offenses



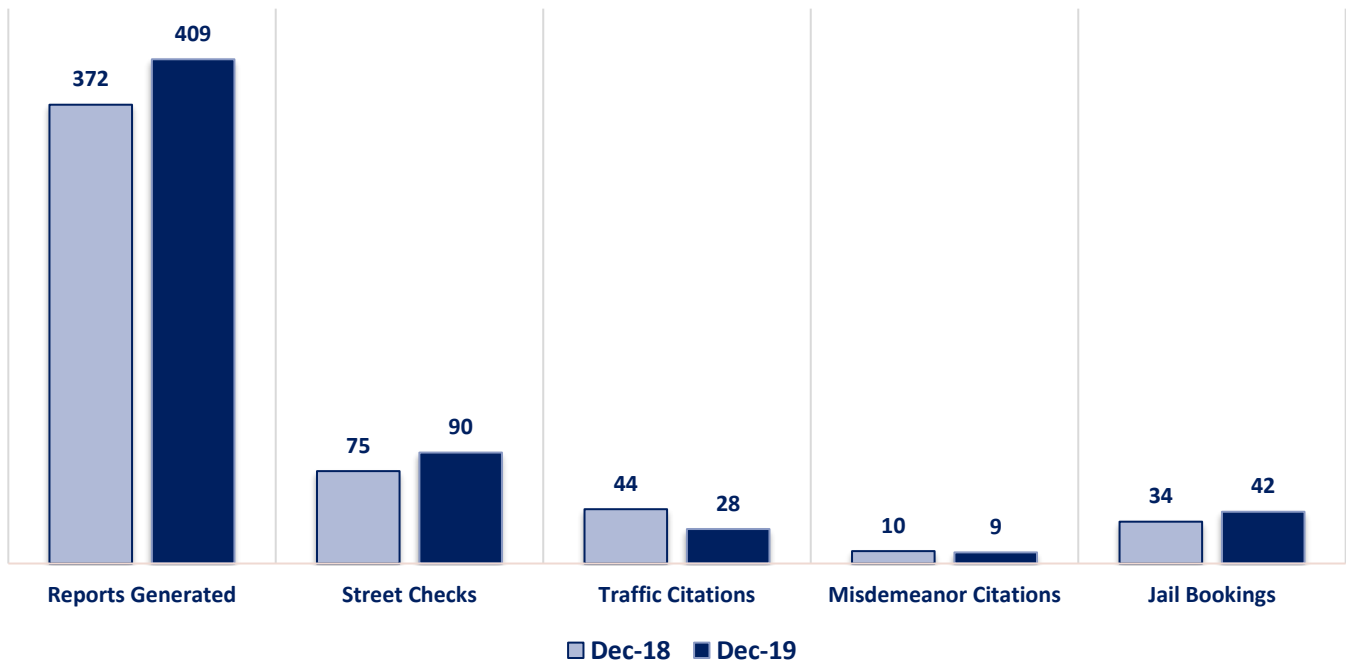
Part II Offenses



Non-UCR Offenses

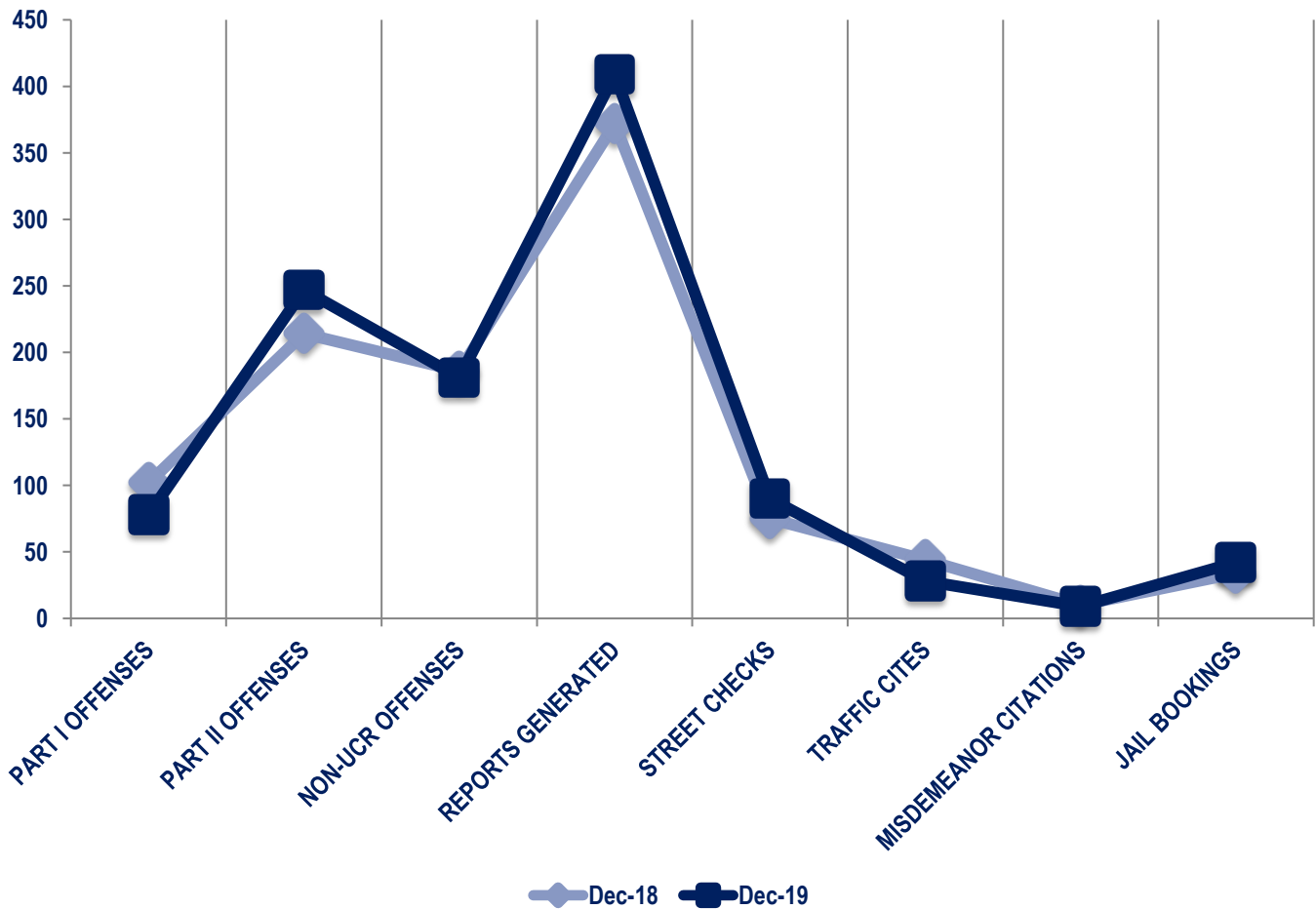


Other Event Totals



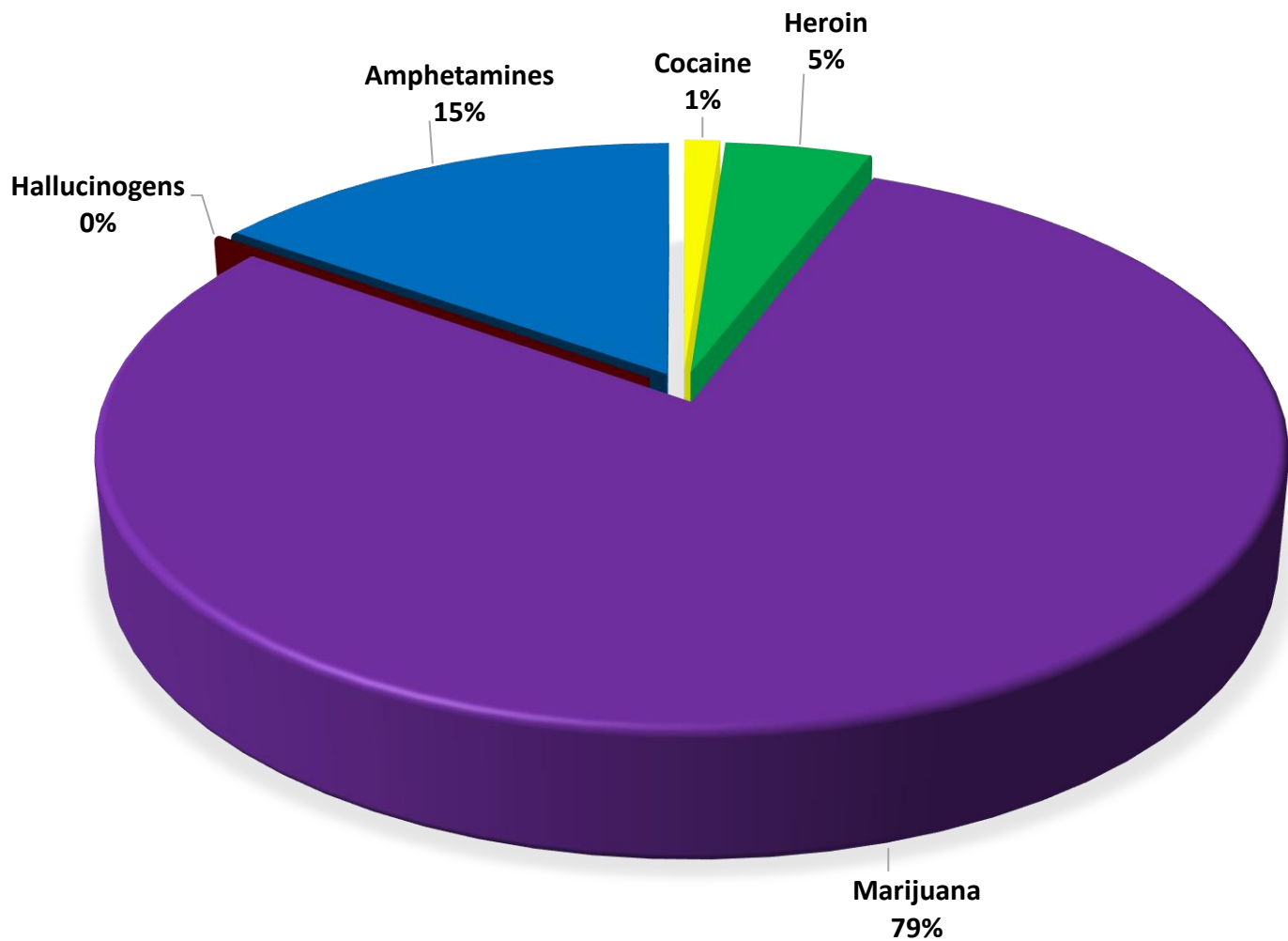
Combined Offense/Event Trends

	DEC 2018	DEC 2019
Part I Offenses	102	78
Part II Offenses	214	247
NonUCR Offenses	186	181
Reports Generated	372	409
Street Checks	75	90
Traffic Citations	44	28
Misdemeanor Citations	10	9
Jail Bookings	34	42



Seized Drugs

TYPE	DOSES	STREET VALUE
Cocaine	9.0	\$ 90.00
Heroin	37.0	\$ 370.00
Marijuana	624.9	\$ 3,749.38
Hallucinogens	0.0	\$ -
Amphetamines	120.0	\$ 1,200.00
TOTAL	790.9	\$ 5,409.38



Part I & II Offenses - One Year

