



CITY COUNCIL DISTRICT #2

MONTHLY OFFENSE SUMMARY

JANUARY 2019

The document originally published 02/05/2019 was found to contain errors, which have been corrected as of 02/19/2019 on this version.

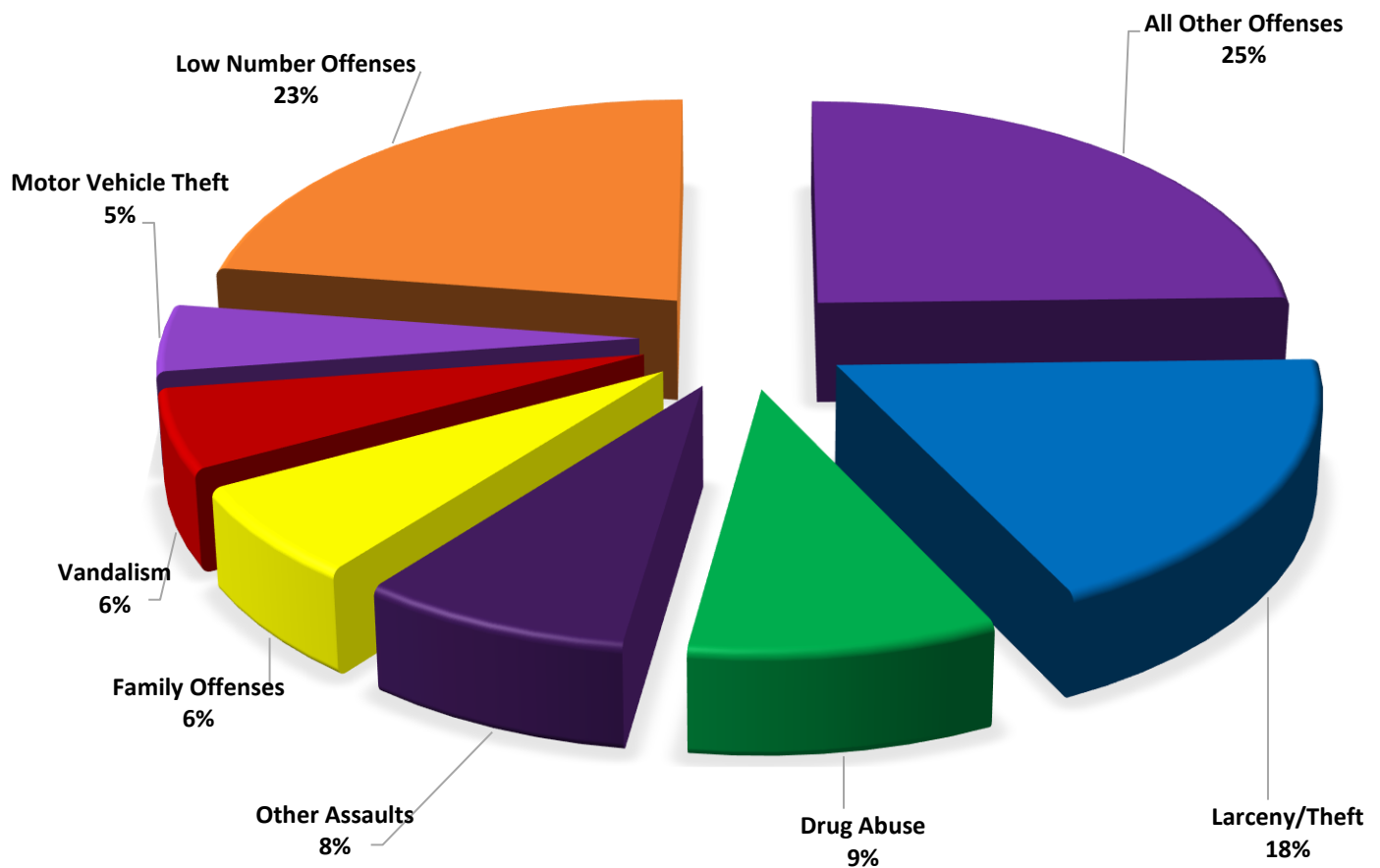
These figures represent preliminary counts of original Police Incident Reports and include all offenses within the above listed City Council District only. Full statistical analysis to determine the confidence level of this data has not been performed. The results contained herein are approximate in relation to the listed area and may not fully coincide with data shown in other areas of SLCPD's Crime Statistics page such as Calls for Service, Crimes Trending, and Crime Reports due to and reflective of departmental procedures that were in place at the time the event occurred and the date this data was compiled. Results displayed are not distinguished as attempted or completed crimes, do not include other calls for police service, and only represent police service where a report was made. Police Incident Reports are classified by primary offense categories as defined by the Uniform Crime Reporting (UCR) system, however for this report all offenses are included, and each incident may have more than one offense listed on it. In cases where there is more than one offense listed, all offenses are counted individually. Although every reasonable verification effort is made, the accuracy of any data is subject to the constraints of the report generation process as well as the manner, format, and point in time of any query.

PART I OFFENSES:	Chosen by the FBI as Part I Offenses because they are serious crimes that occur with regularity in all areas of the country and are likely to be reported to Police.
PART II OFFENSES:	All other crimes other than the eight Part I Offenses. The Uniform Crime Reporting Program gathers only arrest data for Part II Offenses, however, SLCPD results displayed in this document display all Part II Offenses, regardless of the presence of arrest data.
ALL OTHER OFFENSES:	Under the Part II Offense section, 'All Other Offenses' include Peeping Tom, Trespass, Kidnap/Abduction, Pornography, Extortion/Blackmail, Bribery, Warrants, Sexual Offenses, Obstruction, Public Peace, and Hit & Run.
NON-UCR OFFENSES:	Non-UCR Offenses include reports for all other offenses not classified as a Part I or Part II Offense. Results displayed separate some of these offenses such as Ambulance Calls, Deaths, Missing Persons, Suicides, Suspicious Activity, and Traffic Accidents.
ALL OTHER NON-UCR:	Under the Non-UCR category, 'All Other' include the remainder of offenses not classified as Part I or Part II and not separated from the Non-UCR Offenses. These include things such as Loud Parties, Barking Dogs, Mentally Ill Subjects, Citizen Assistance, etc.
LOW NUMBER OFFENSES:	On page two, in the interest of space and allowing for easier viewing, the category titled 'Low Number Offenses' include Part I and Part II Offenses from page one that have totals under the amount of 22.

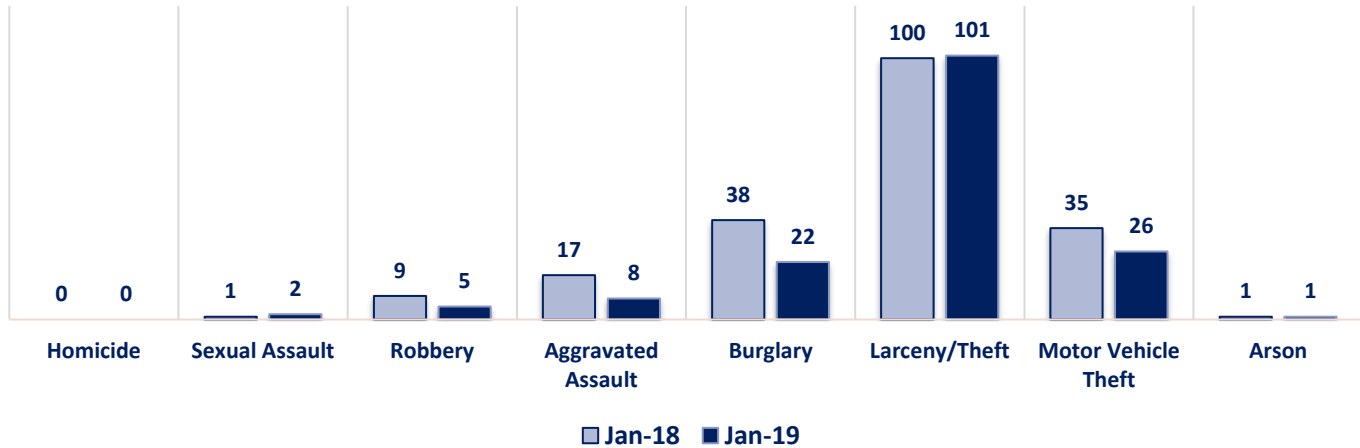
Offenses

PART I OFFENSES	OFFENSE	JAN 18	JAN 19	OFFENSE	JAN 18	JAN 19	PART II OFFENSES
	Homicide	0	0	Other Assaults	67	46	
	Sexual Assault	1	2	Forgery/Counterfeit	9	6	
	Robbery	9	5	Fraud	26	15	
	Aggravated Assault	17	8	Embezzlement	0	0	
	Burglary	38	22	Stolen Property	6	7	
	Larceny/Theft	100	101	Vandalism	37	31	
	Motor Vehicle Theft	35	26	Weapons	7	5	
	Arson	1	1	Prostitution	7	3	
NON-UCR OFFENSES	PART I TOTALS	201	165	Sex Offenses	1	1	PART II OFFENSES
	Ambulance Calls	12	21	Drug Abuse	73	52	
	Deaths	4	4	Gambling	0	0	
	Missing Persons	4	8	Family Offenses	47	36	
	Suicides	0	0	DUI	13	15	
	Suspicious Activity	11	19	Liquor Laws	3	5	
	Traffic Accidents	85	88	Drunkenness	9	9	
	All Other	226	202	Disorderly Conduct	7	9	
	NON-UCR TOTALS	342	342	All Other Offenses	176	136	
TOTALS	PART I OFFENSES	201	165	Curfew/Loitering	0	0	PART II OFFENSES
	PART II OFFENSES	497	388	Runaway	9	12	
	NON-UCR OFFENSES	342	342	PART II TOTALS	497	388	
	TOTAL	1040	895				

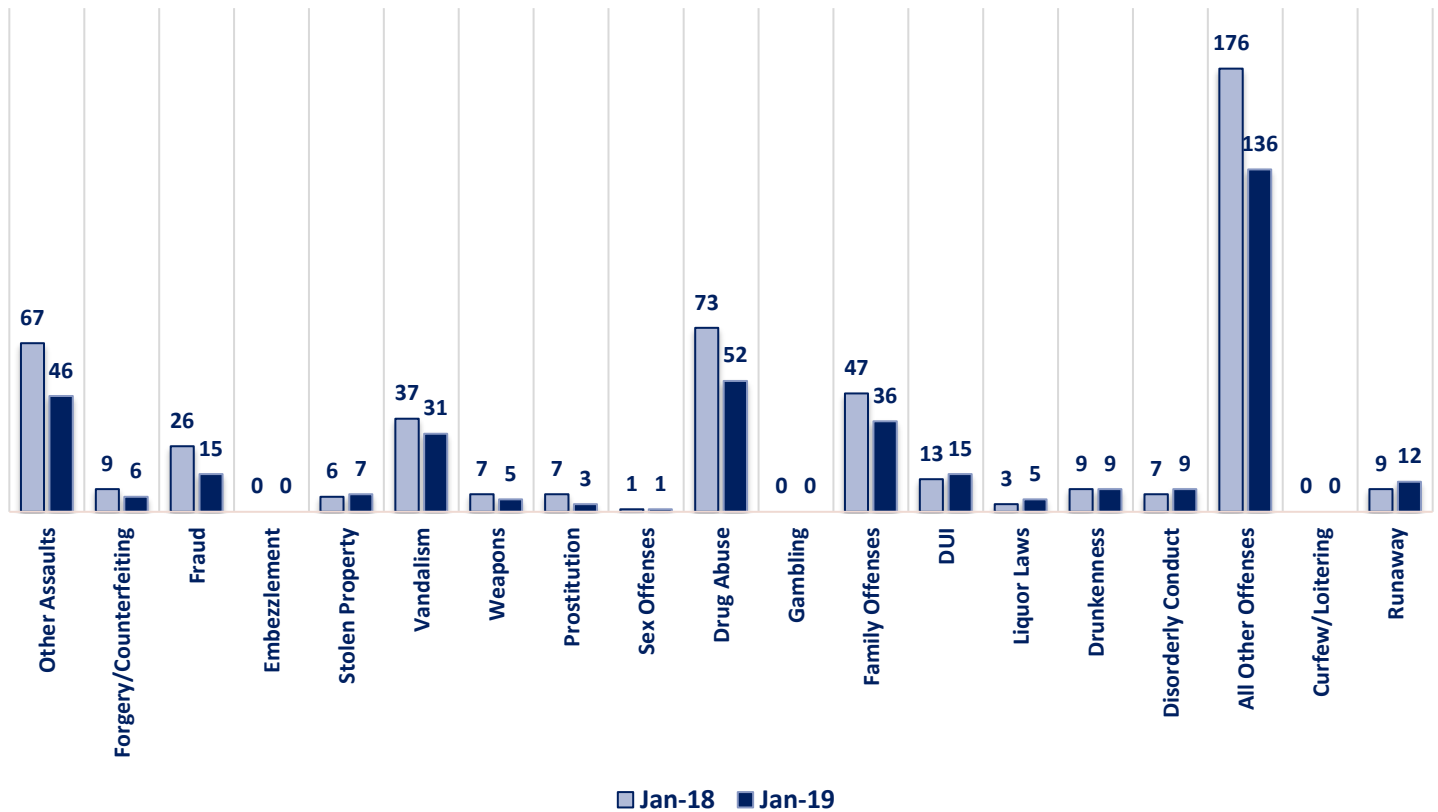
JANUARY 2019 - PART I & II OFFENSE PERCENTAGES



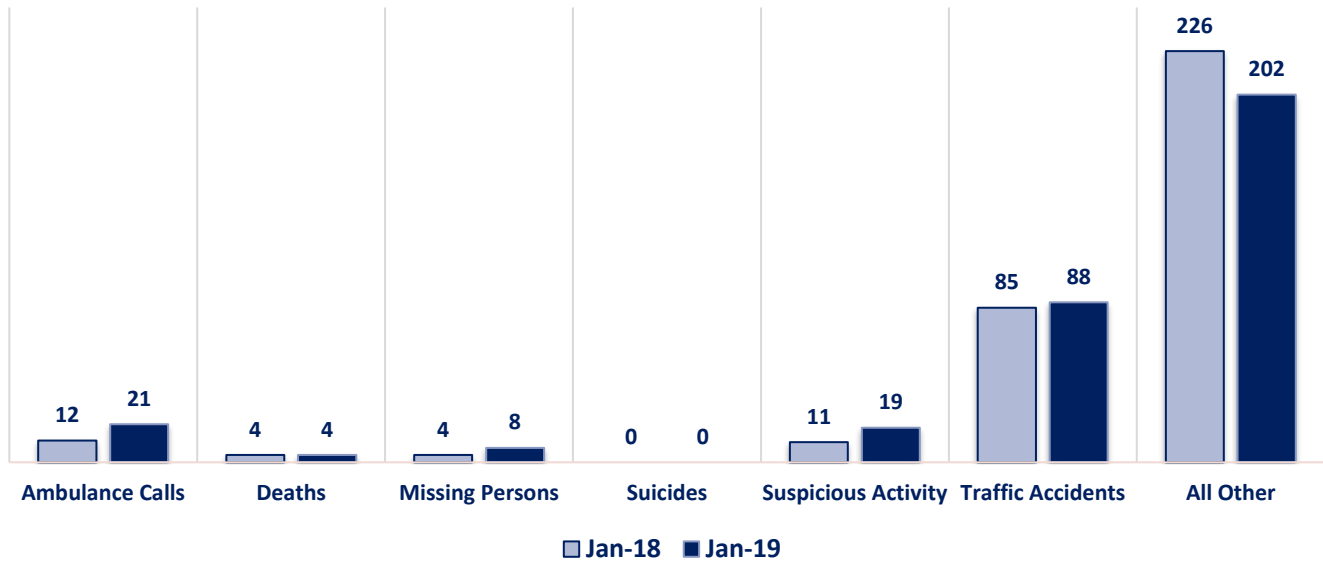
Part I Offenses



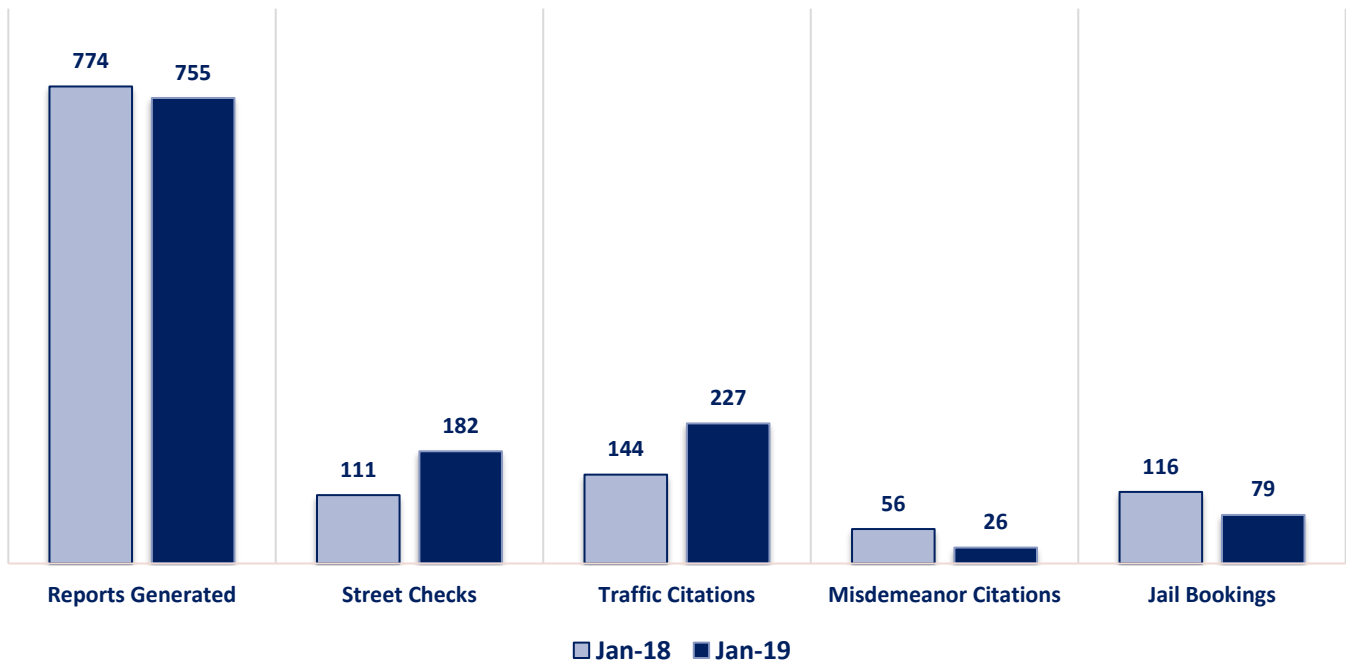
Part II Offenses



Non-UCR Offenses

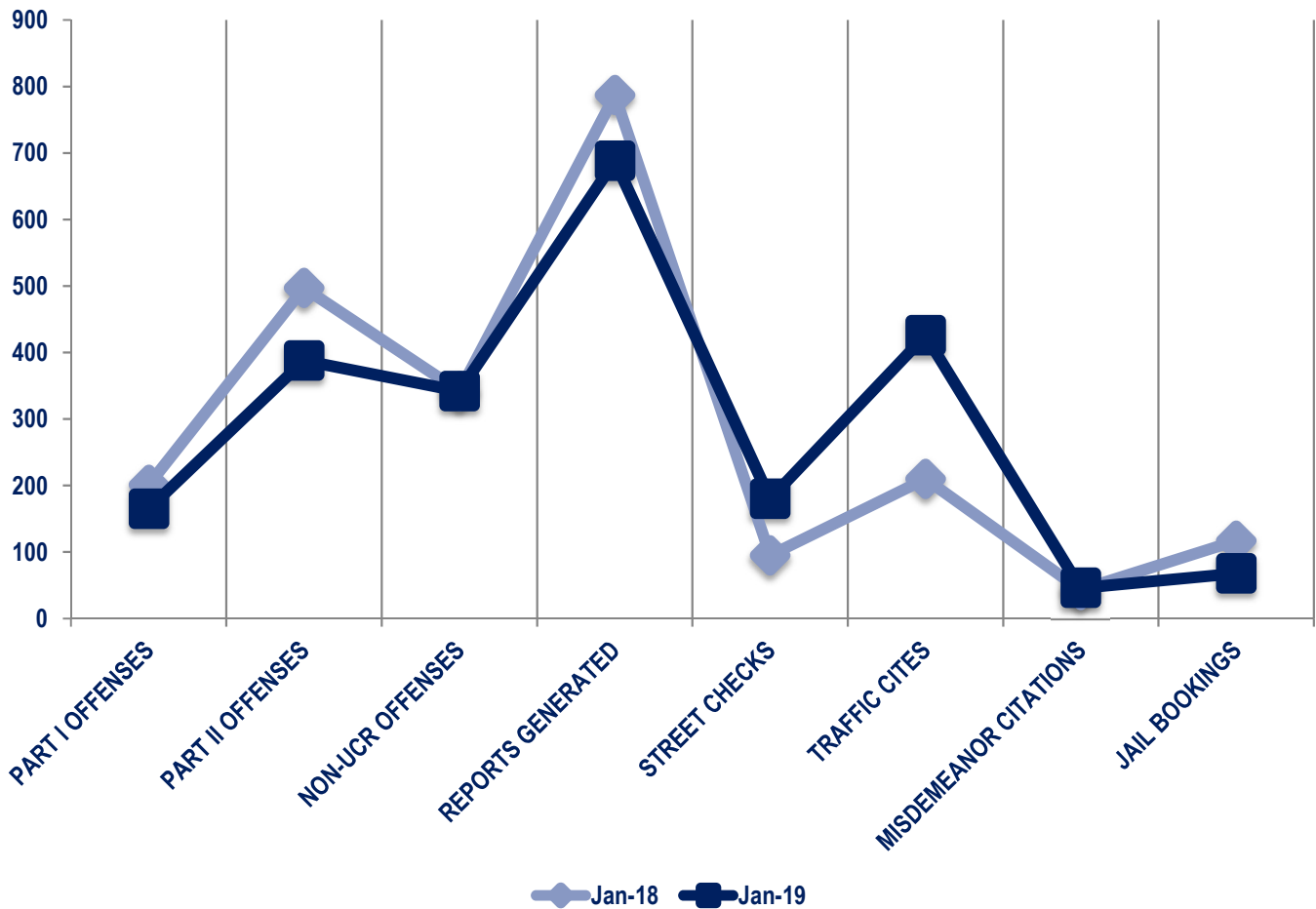


Other Event Totals



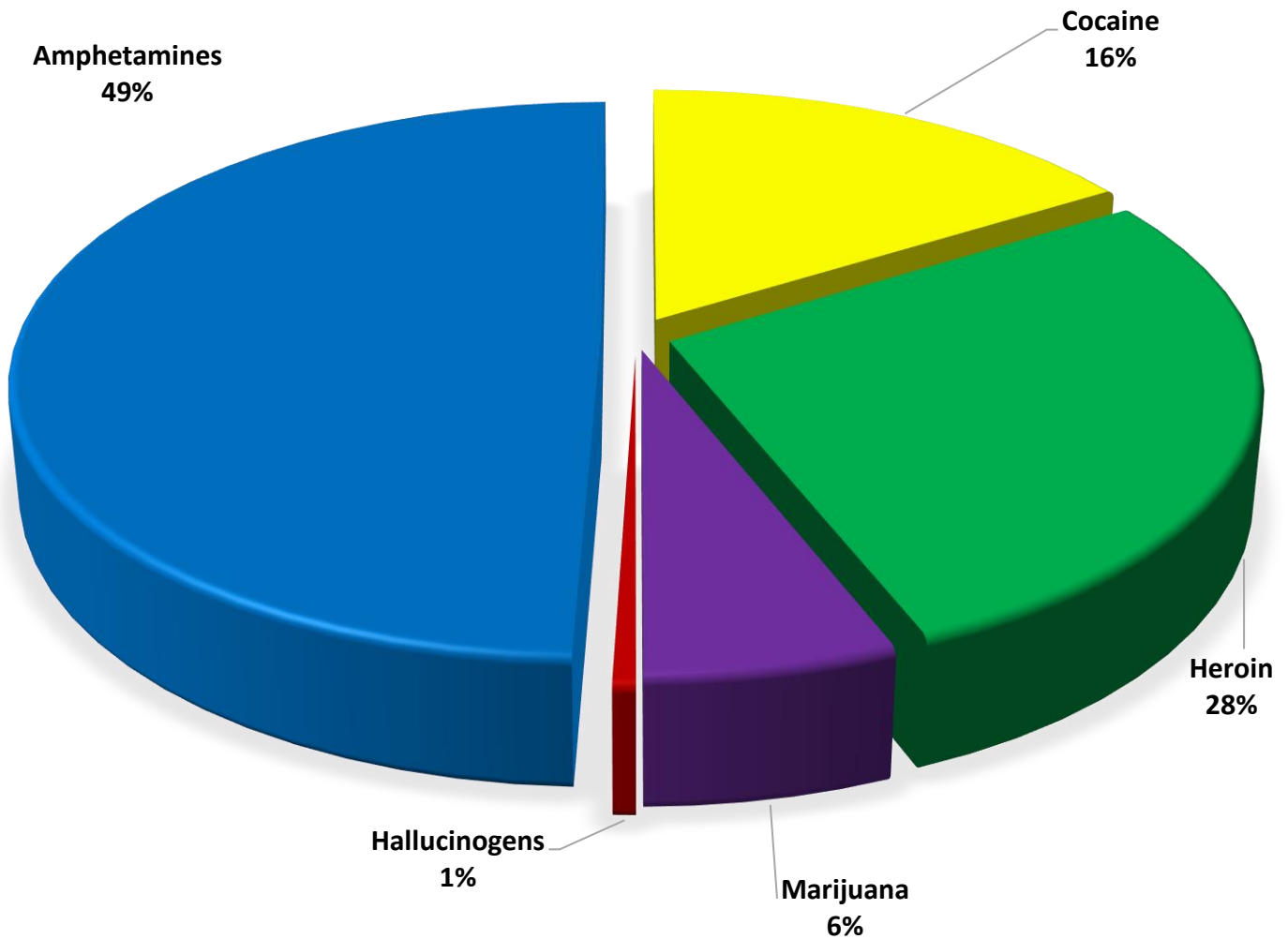
Combined Offense/Event Trends

	JAN 2018	JAN 2019
Part I Offenses	201	165
Part II Offenses	497	388
NonUCR Offenses	342	342
Reports Generated	787	688
Street Checks	95	180
Traffic Citations	210	426
Misdemeanor Citations	43	46
Jail Bookings	117	68

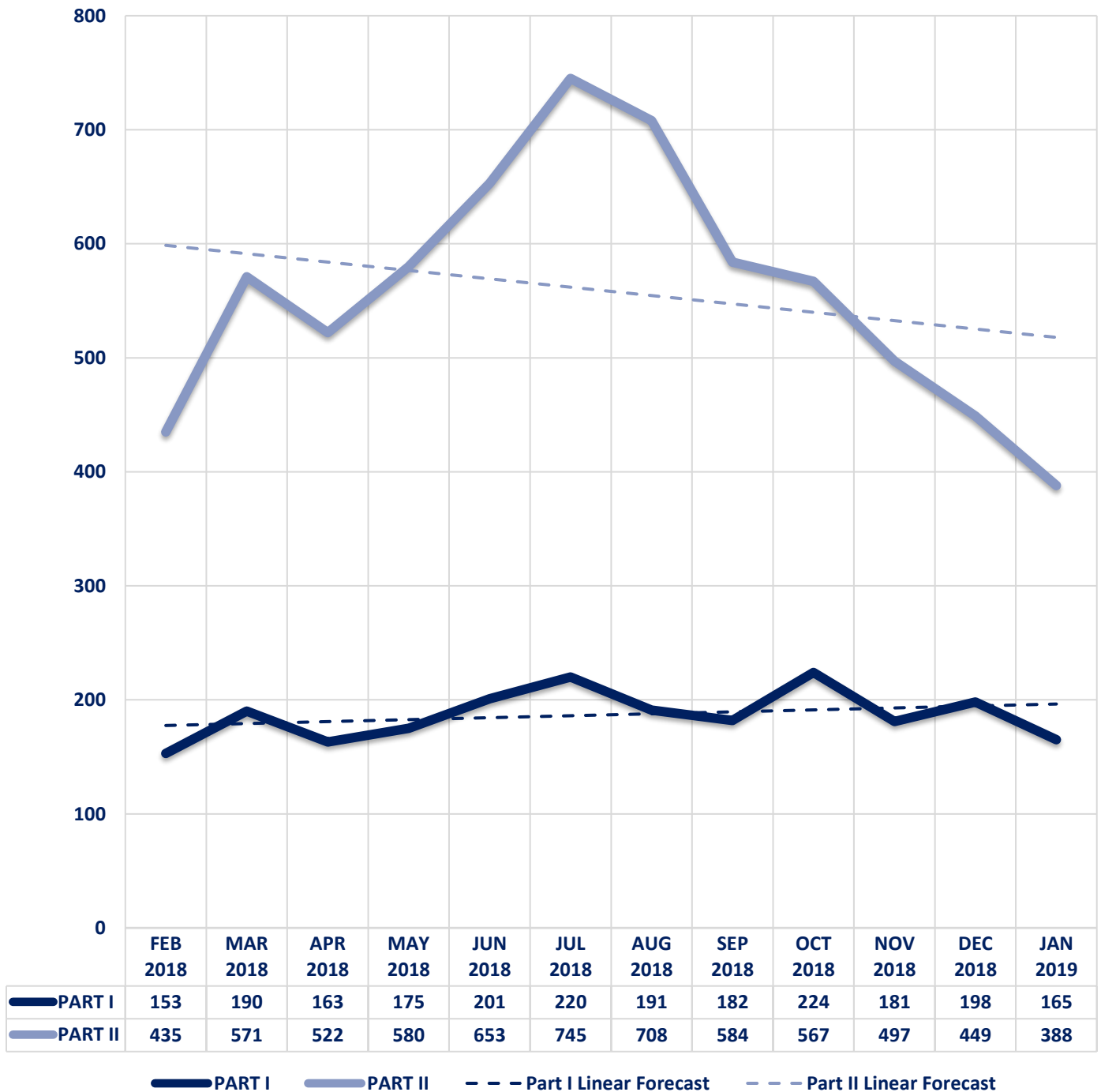


Seized Drugs

TYPE	DOSES	STREET VALUE
Cocaine	209.0	\$ 2,090.00
Heroin	357.3	\$ 3,573.00
Marijuana	77.4	\$ 464.32
Hallucinogens	7.1	\$ 14.11
Amphetamines	637.1	\$ 6,371.00
TOTAL	1287.8	\$ 12,512.42



Part I & II Offenses - One Year





CITY COUNCIL DISTRICT #2

MONTHLY OFFENSE SUMMARY

FEBRUARY 2019

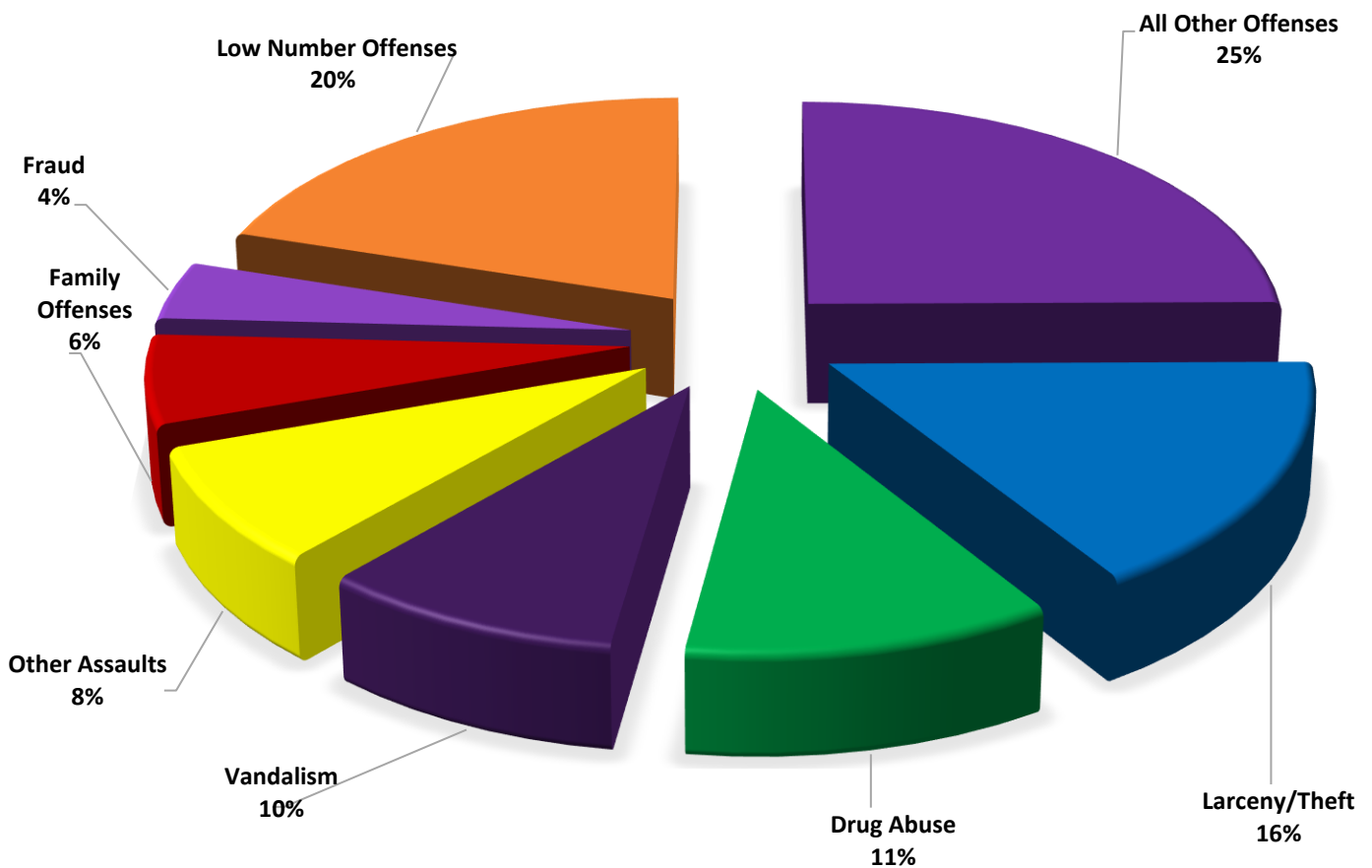
These figures represent preliminary counts of original Police Incident Reports and include all offenses within the above listed City Council District only. Full statistical analysis to determine the confidence level of this data has not been performed. The results contained herein are approximate in relation to the listed area and may not fully coincide with data shown in other areas of SLCPD's Crime Statistics page such as Calls for Service, Crimes Trending, and Crime Reports due to and reflective of departmental procedures that were in place at the time the event occurred and the date this data was compiled. Results displayed are not distinguished as attempted or completed crimes, do not include other calls for police service, and only represent police service where a report was made. Police Incident Reports are classified by primary offense categories as defined by the Uniform Crime Reporting (UCR) system, however for this report all offenses are included, and each incident may have more than one offense listed on it. In cases where there is more than one offense listed, all offenses are counted individually. Although every reasonable verification effort is made, the accuracy of any data is subject to the constraints of the report generation process as well as the manner, format, and point in time of any query.

PART I OFFENSES:	Chosen by the FBI as Part I Offenses because they are serious crimes that occur with regularity in all areas of the country and are likely to be reported to Police.
PART II OFFENSES:	All other crimes other than the eight Part I Offenses. The Uniform Crime Reporting Program gathers only arrest data for Part II Offenses, however, SLCPD results displayed in this document display all Part II Offenses, regardless of the presence of arrest data.
ALL OTHER OFFENSES:	Under the Part II Offense section, 'All Other Offenses' include Peeping Tom, Trespass, Kidnap/Abduction, Pornography, Extortion/Blackmail, Bribery, Warrants, Sexual Offenses, Obstruction, Public Peace, and Hit & Run.
NON-UCR OFFENSES:	Non-UCR Offenses include reports for all other offenses not classified as a Part I or Part II Offense. Results displayed separate some of these offenses such as Ambulance Calls, Deaths, Missing Persons, Suicides, Suspicious Activity, and Traffic Accidents.
ALL OTHER NON-UCR:	Under the Non-UCR category, 'All Other' include the remainder of offenses not classified as Part I or Part II and not separated from the Non-UCR Offenses. These include things such as Loud Parties, Barking Dogs, Mentally Ill Subjects, Citizen Assistance, etc.
LOW NUMBER OFFENSES:	On page two, in the interest of space and allowing for easier viewing, the category titled 'Low Number Offenses' include Part I and Part II Offenses from page one that have totals under the amount of 22.

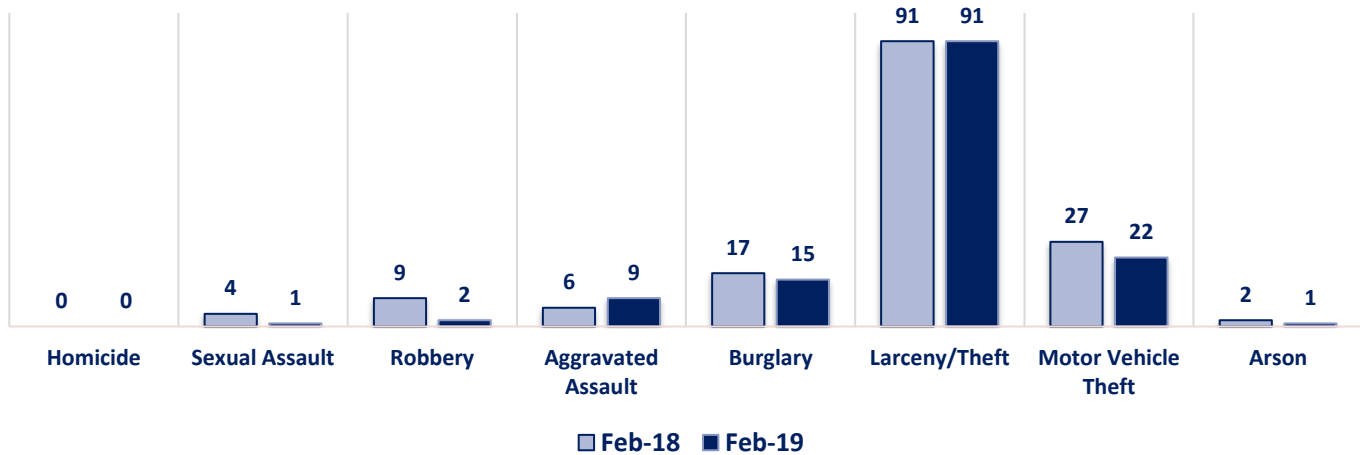
Offenses

PART I OFFENSES	OFFENSE	FEB 18	FEB 19	OFFENSE	FEB 18	FEB 19	PART II OFFENSES
	Homicide	0	0	Other Assaults	49	46	
	Sexual Assault	4	1	Forgery/Counterfeit	7	10	
	Robbery	9	2	Fraud	18	23	
	Aggravated Assault	6	9	Embezzlement	0	1	
	Burglary	17	15	Stolen Property	5	6	
	Larceny/Theft	91	91	Vandalism	37	52	
	Motor Vehicle Theft	27	22	Weapons	5	4	
	Arson	2	1	Prostitution	6	3	
PART I TOTALS		156	141	Sex Offenses	5	5	PART II OFFENSES
NON-UCR OFFENSES	Ambulance Calls	13	15	Drug Abuse	98	63	
	Deaths	1	11	Gambling	0	0	
	Missing Persons	7	4	Family Offenses	34	35	
	Suicides	0	0	DUI	7	12	
	Suspicious Activity	16	17	Liquor Laws	0	1	
	Traffic Accidents	77	77	Drunkenness	4	9	
	All Other	228	218	Disorderly Conduct	4	6	
NON-UCR TOTALS		342	342	All Other Offenses	149	140	
TOTALS	PART I OFFENSES	156	141	Curfew/Loitering	0	0	
	PART II OFFENSES	438	422	Runaway	10	6	
	NON-UCR OFFENSES	342	342	PART II TOTALS	438	422	
	TOTAL	936	905				

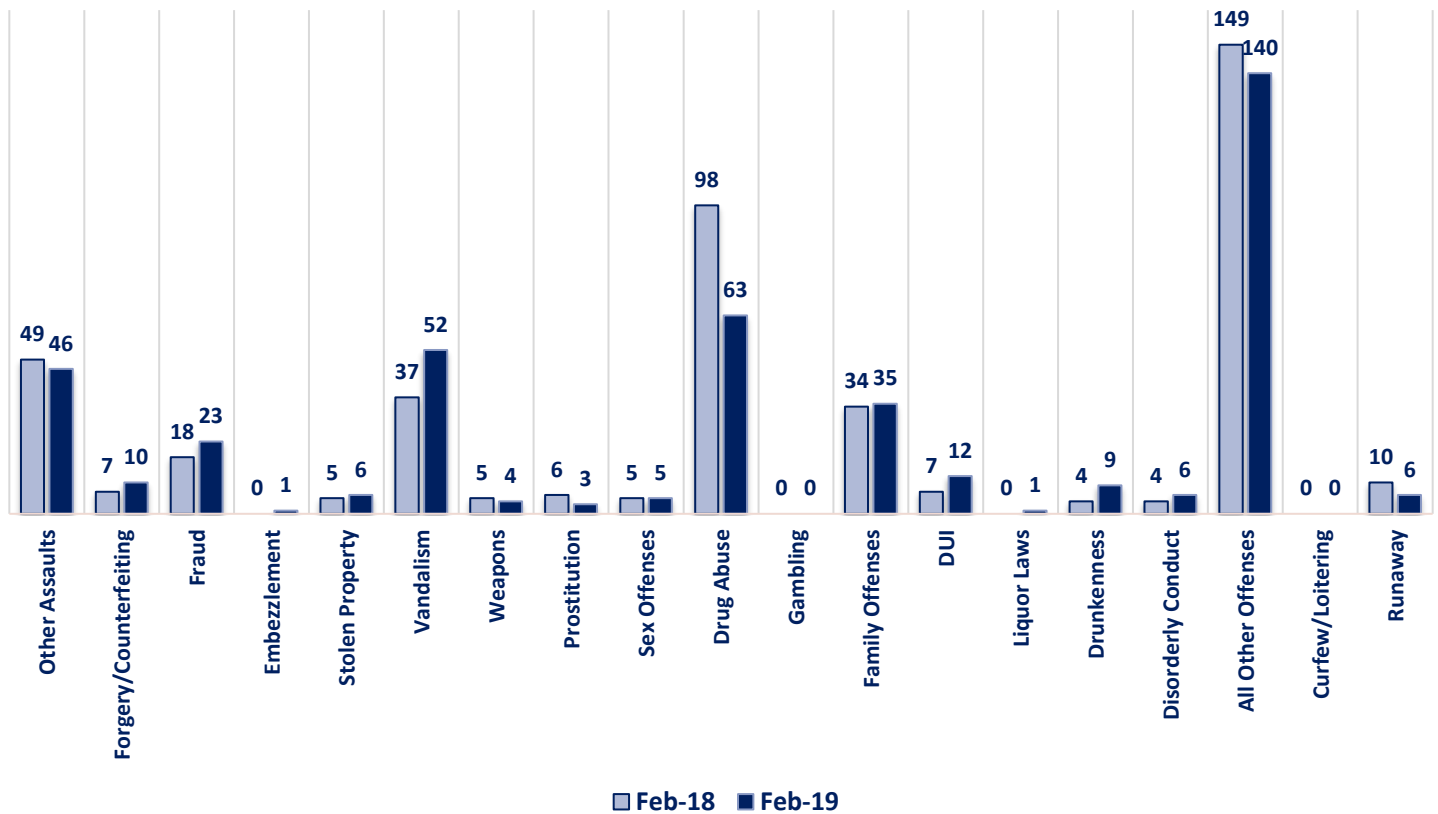
FEBRUARY 2019 - PART I & II OFFENSE PERCENTAGES



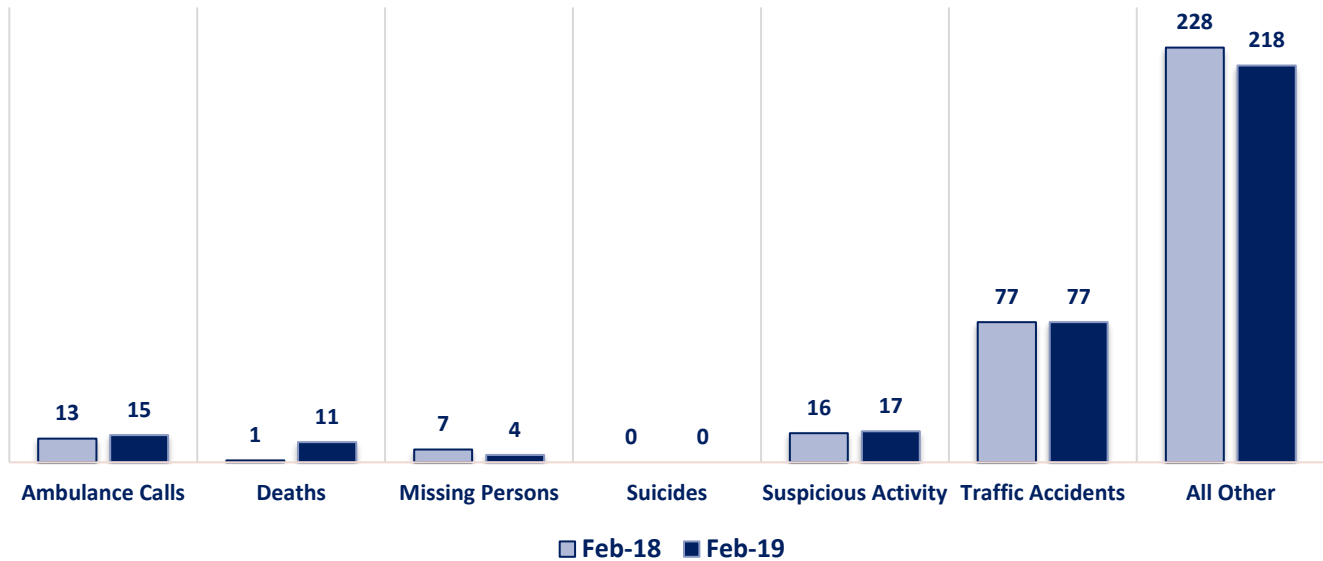
Part I Offenses



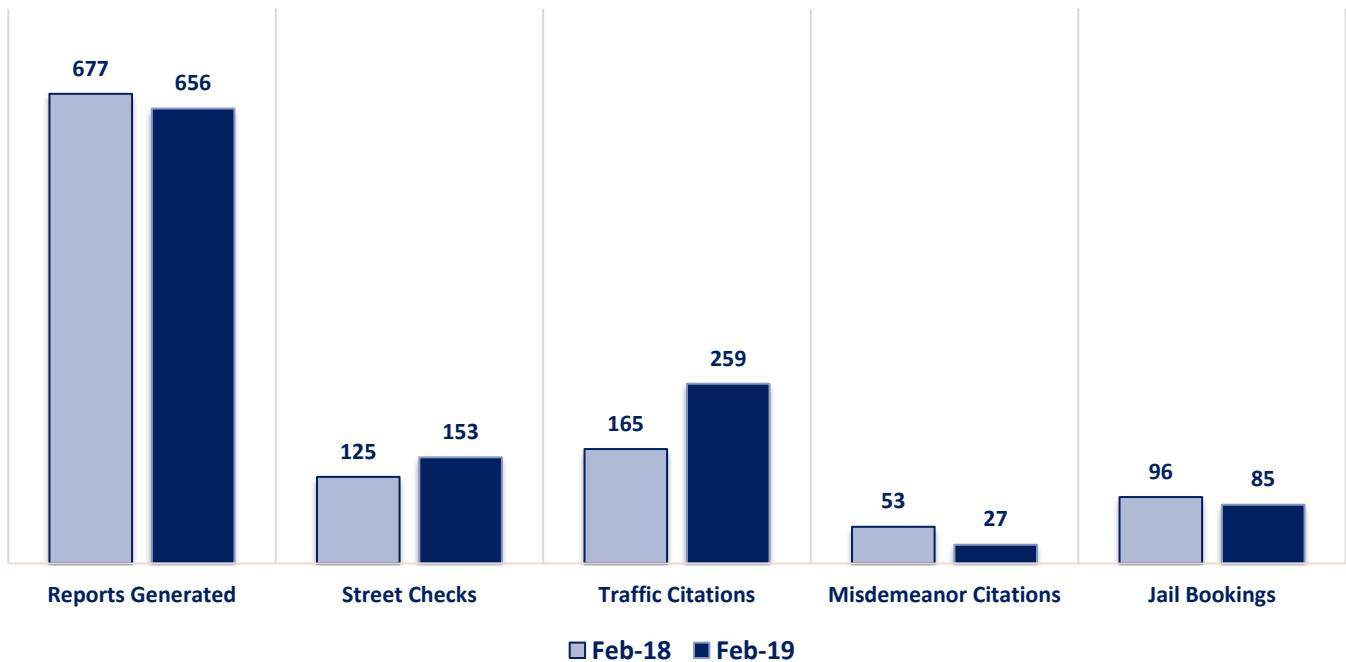
Part II Offenses



Non-UCR Offenses

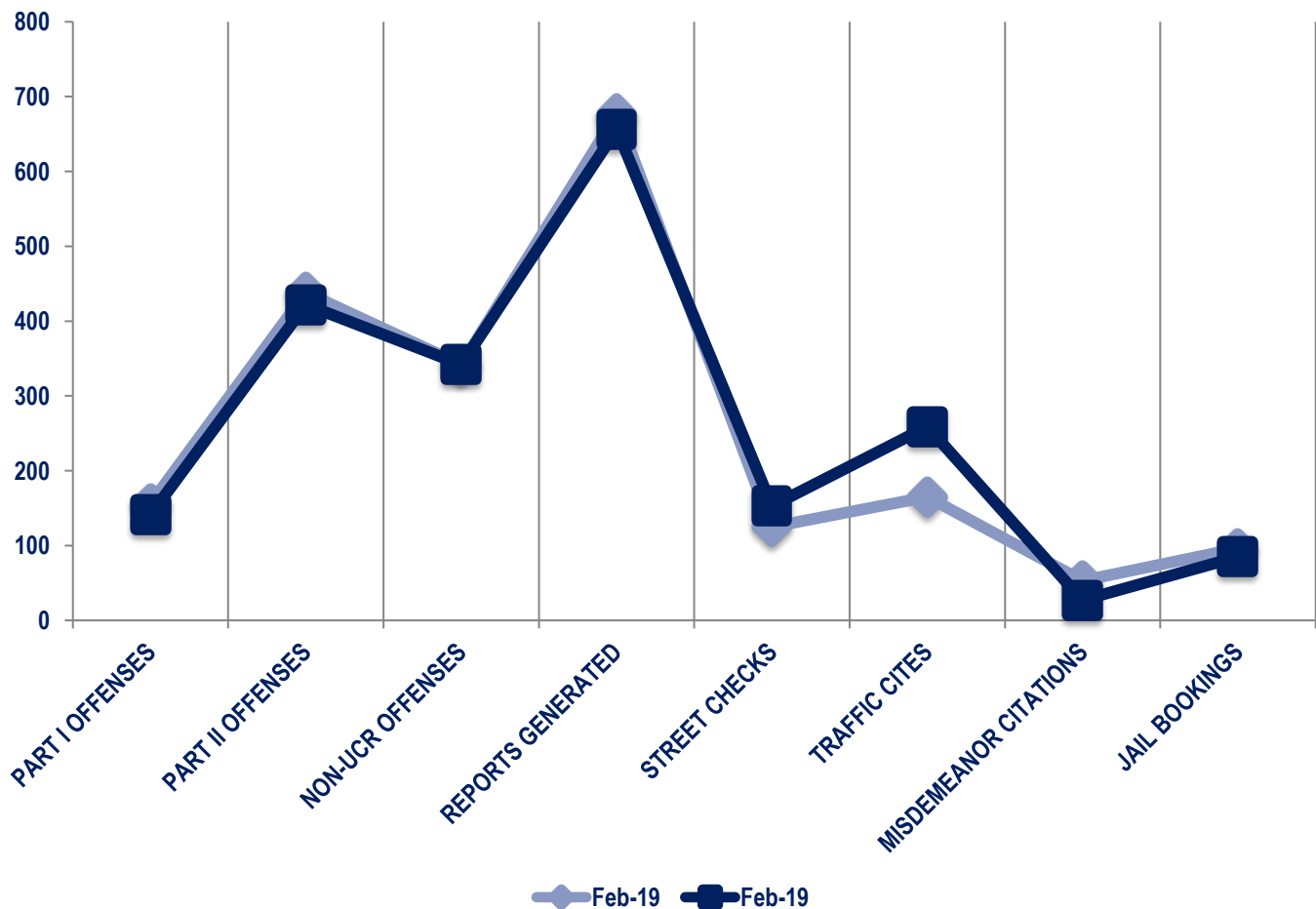


Other Event Totals



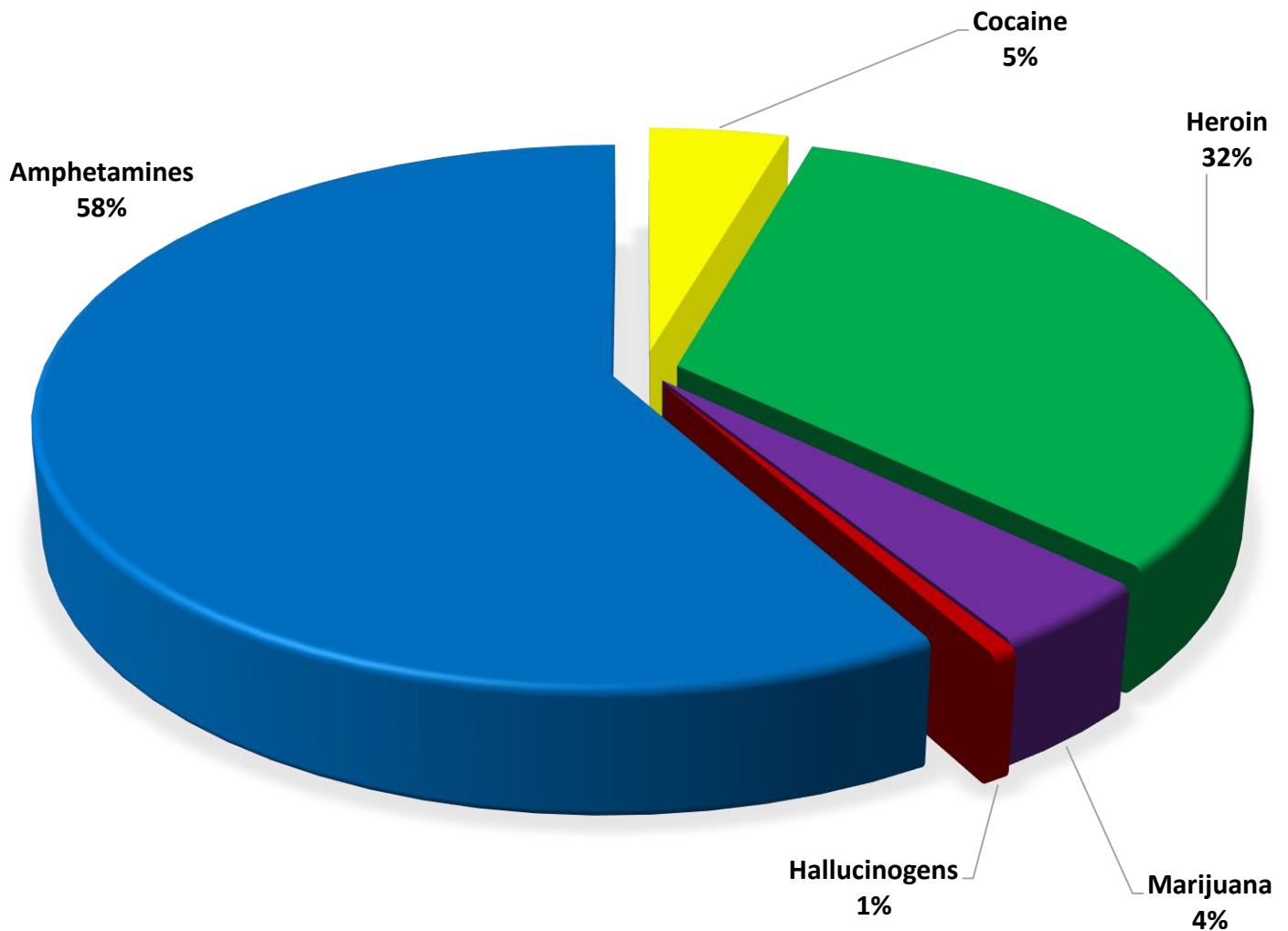
Combined Offense/Event Trends

	FEB 2018	FEB 2019
Part I Offenses	156	141
Part II Offenses	438	422
NonUCR Offenses	342	342
Reports Generated	677	656
Street Checks	125	153
Traffic Citations	165	259
Misdemeanor Citations	53	27
Jail Bookings	96	85

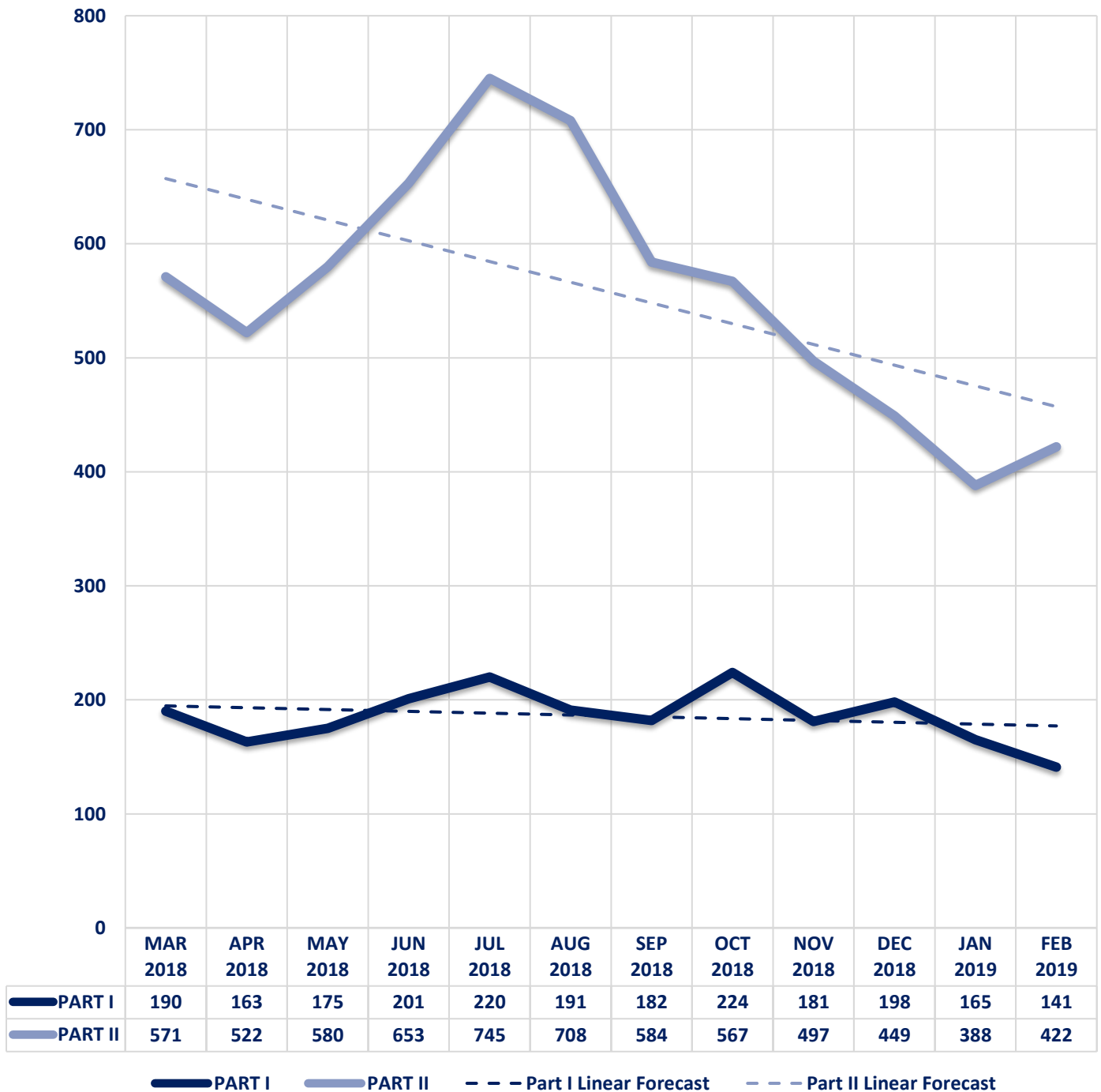


Seized Drugs

TYPE	DOSES	STREET VALUE
Cocaine	112.1	\$ 1,121.00
Heroin	801.0	\$ 8,010.00
Marijuana	100.5	\$ 603.19
Hallucinogens	15.3	\$ 30.57
Amphetamines	1434.0	\$ 14,340.00
TOTAL	2462.9	\$ 24,104.76



Part I & II Offenses - One Year





CITY COUNCIL DISTRICT #2

MONTHLY OFFENSE SUMMARY

MARCH 2019

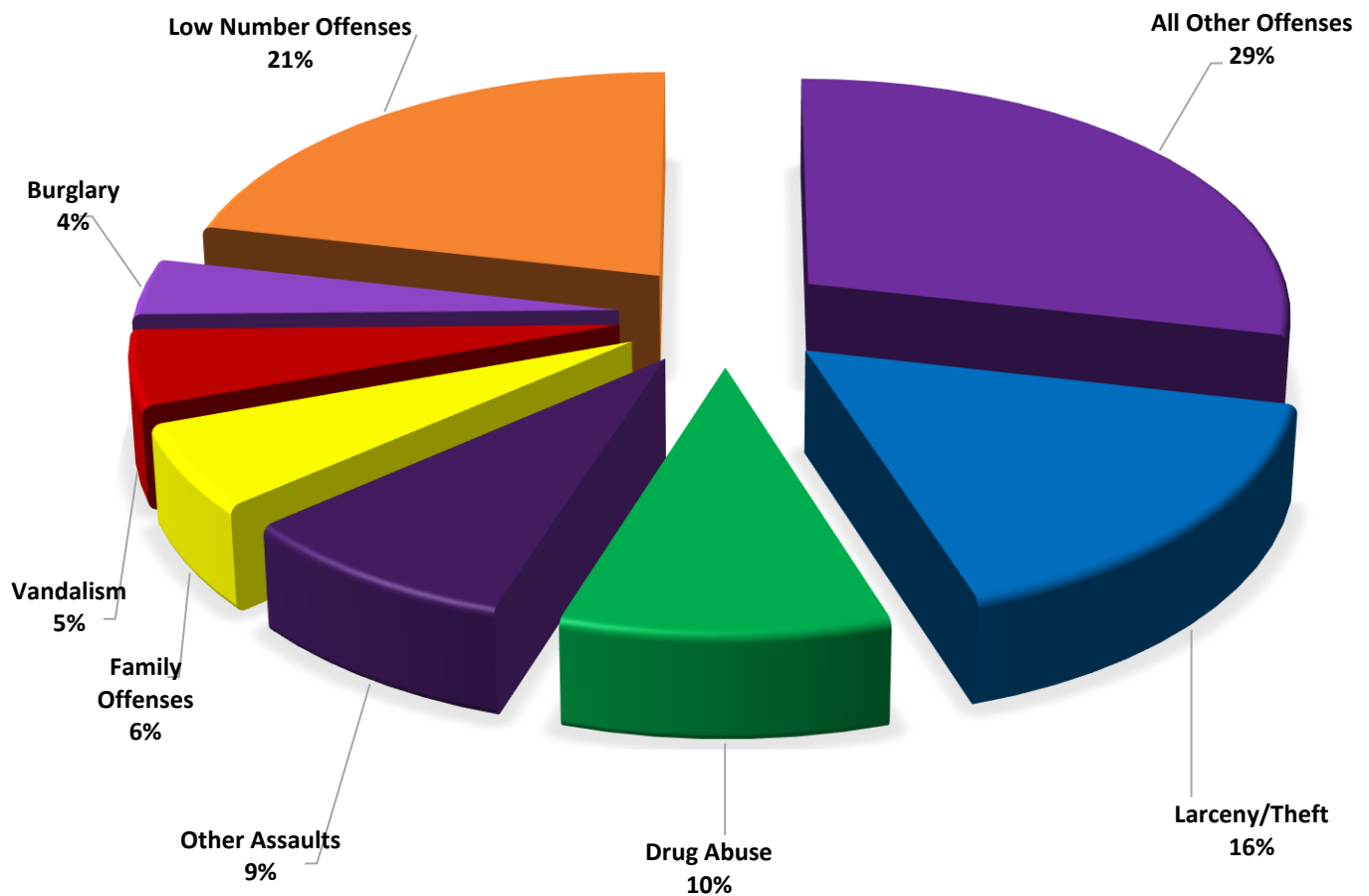
These figures represent preliminary counts of original Police Incident Reports and include all offenses within the above listed City Council District only. Full statistical analysis to determine the confidence level of this data has not been performed. The results contained herein are approximate in relation to the listed area and may not fully coincide with data shown in other areas of SLCPD's Crime Statistics page such as Calls for Service, Crimes Trending, and Crime Reports due to and reflective of departmental procedures that were in place at the time the event occurred and the date this data was compiled. Results displayed are not distinguished as attempted or completed crimes, do not include other calls for police service, and only represent police service where a report was made. Police Incident Reports are classified by primary offense categories as defined by the Uniform Crime Reporting (UCR) system, however for this report all offenses are included, and each incident may have more than one offense listed on it. In cases where there is more than one offense listed, all offenses are counted individually. Although every reasonable verification effort is made, the accuracy of any data is subject to the constraints of the report generation process as well as the manner, format, and point in time of any query.

PART I OFFENSES:	Chosen by the FBI as Part I Offenses because they are serious crimes that occur with regularity in all areas of the country and are likely to be reported to Police.
PART II OFFENSES:	All other crimes other than the eight Part I Offenses. The Uniform Crime Reporting Program gathers only arrest data for Part II Offenses, however, SLCPD results displayed in this document display all Part II Offenses, regardless of the presence of arrest data.
ALL OTHER OFFENSES:	Under the Part II Offense section, 'All Other Offenses' include Peeping Tom, Trespass, Kidnap/Abduction, Pornography, Extortion/Blackmail, Bribery, Warrants, Sexual Offenses, Obstruction, Public Peace, and Hit & Run.
NON-UCR OFFENSES:	Non-UCR Offenses include reports for all other offenses not classified as a Part I or Part II Offense. Results displayed separate some of these offenses such as Ambulance Calls, Deaths, Missing Persons, Suicides, Suspicious Activity, and Traffic Accidents.
ALL OTHER NON-UCR:	Under the Non-UCR category, 'All Other' include the remainder of offenses not classified as Part I or Part II and not separated from the Non-UCR Offenses. These include things such as Loud Parties, Barking Dogs, Mentally Ill Subjects, Citizen Assistance, etc.
LOW NUMBER OFFENSES:	On page two, in the interest of space and allowing for easier viewing, the category titled 'Low Number Offenses' include Part I and Part II Offenses from page one that have totals under the amount of 25.

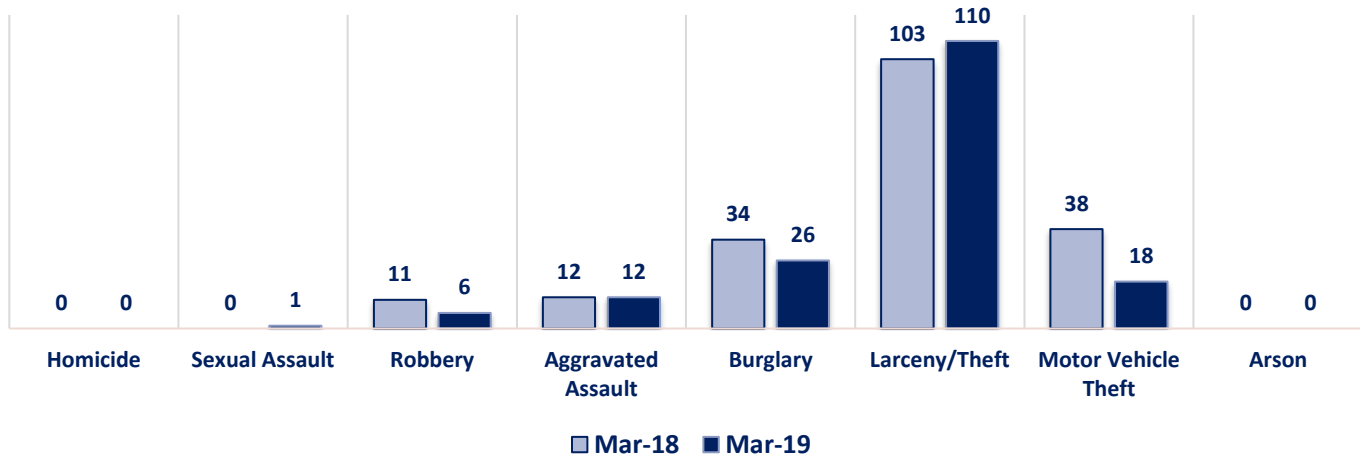
Offenses

PART I OFFENSES	OFFENSE	MAR 18	MAR 19	OFFENSE	MAR 18	MAR 19	PART II OFFENSES
	Homicide	0	0	Other Assaults	61	58	
	Sexual Assault	0	1	Forgery/Counterfeit	13	6	
	Robbery	11	6	Fraud	19	25	
	Aggravated Assault	12	12	Embezzlement	0	0	
	Burglary	34	26	Stolen Property	10	5	
	Larceny/Theft	103	110	Vandalism	53	35	
	Motor Vehicle Theft	38	18	Weapons	12	4	
	Arson	0	0	Prostitution	15	5	
NON-UCR OFFENSES	PART I TOTALS	198	173	Sex Offenses	1	6	
	Ambulance Calls	17	21	Drug Abuse	117	66	
	Deaths	5	2	Gambling	0	0	
	Missing Persons	6	8	Family Offenses	43	39	
	Suicides	0	0	DUI	13	20	
	Suspicious Activity	16	17	Liquor Laws	1	2	
	Traffic Accidents	76	60	Drunkenness	14	9	
	All Other	222	234	Disorderly Conduct	5	12	
	NON-UCR TOTALS	342	342	All Other Offenses	213	191	
TOTALS	PART I OFFENSES	198	173	Curfew/Loitering	0	0	
	PART II OFFENSES	594	495	Runaway	4	12	
	NON-UCR OFFENSES	342	342	PART II TOTALS	594	495	
	TOTAL	1134	1010				

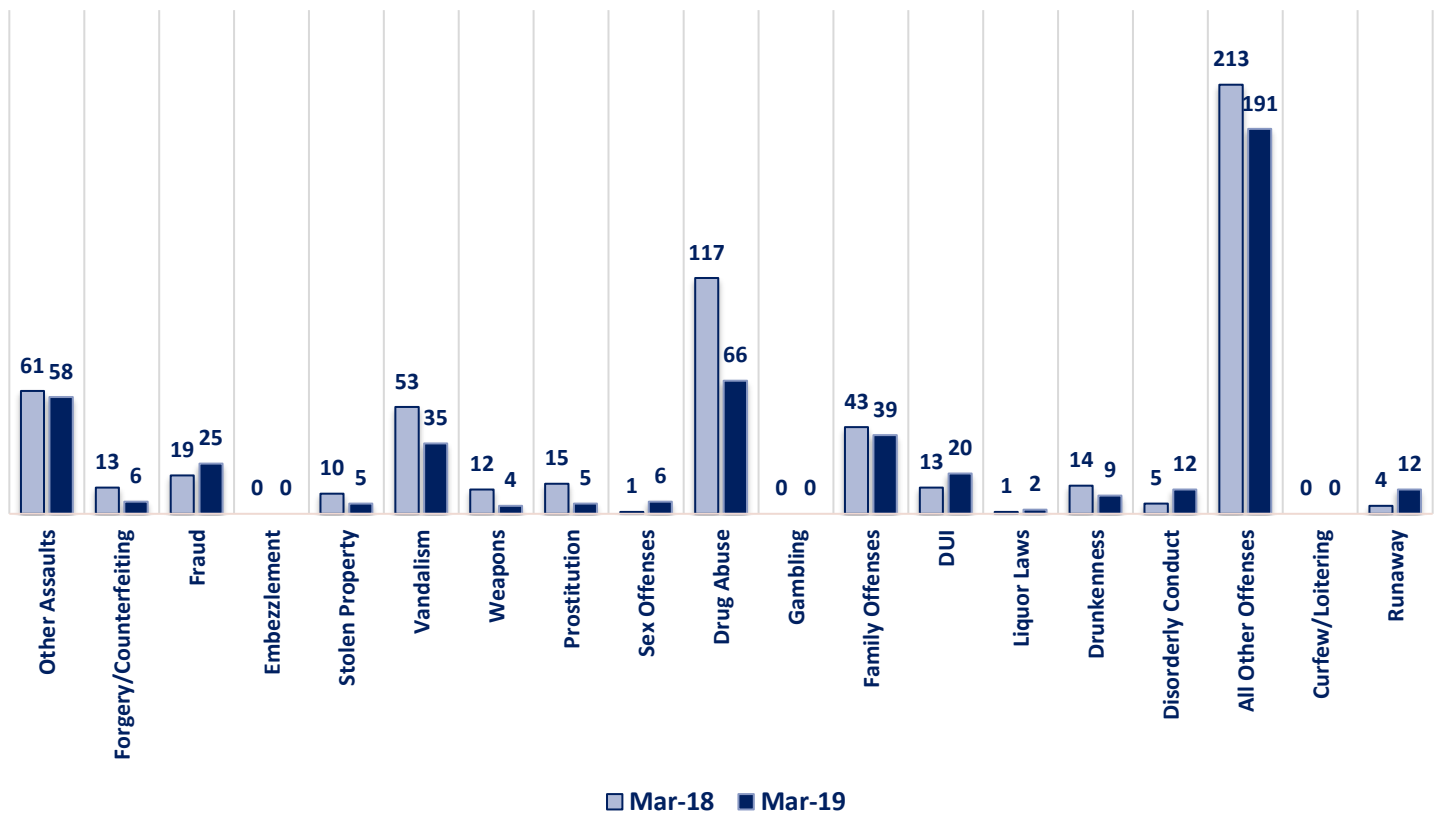
MARCH 2019- PART I & II OFFENSE PERCENTAGES



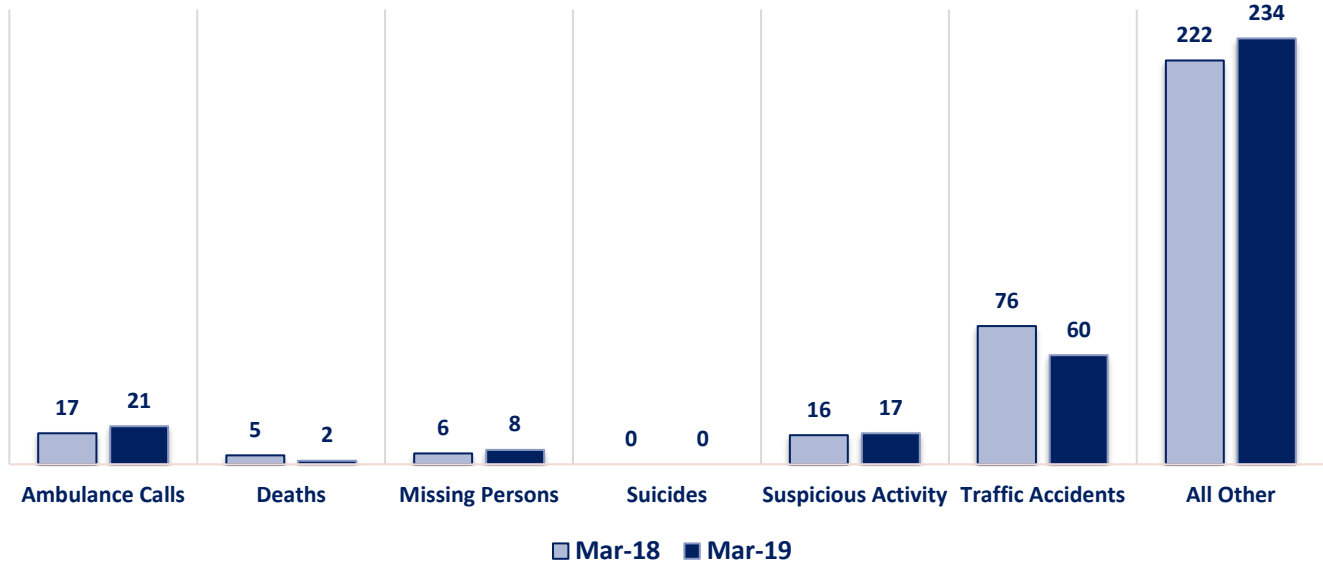
Part I Offenses



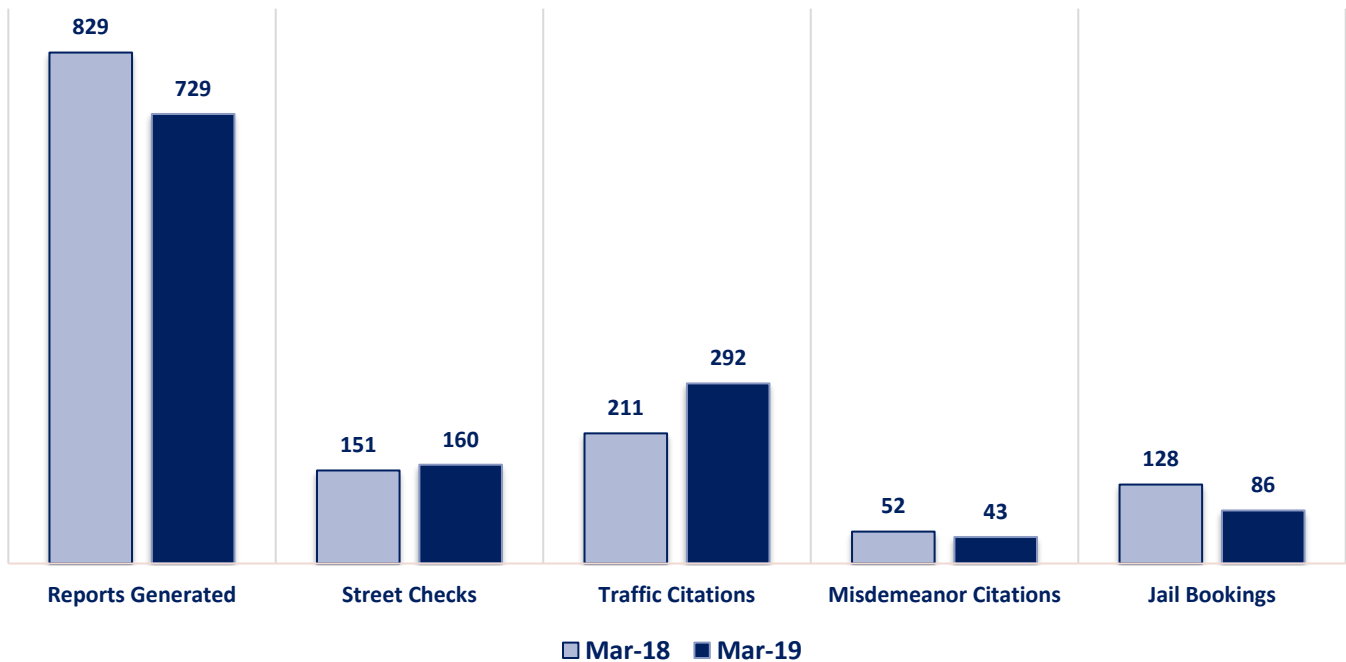
Part II Offenses



Non-UCR Offenses

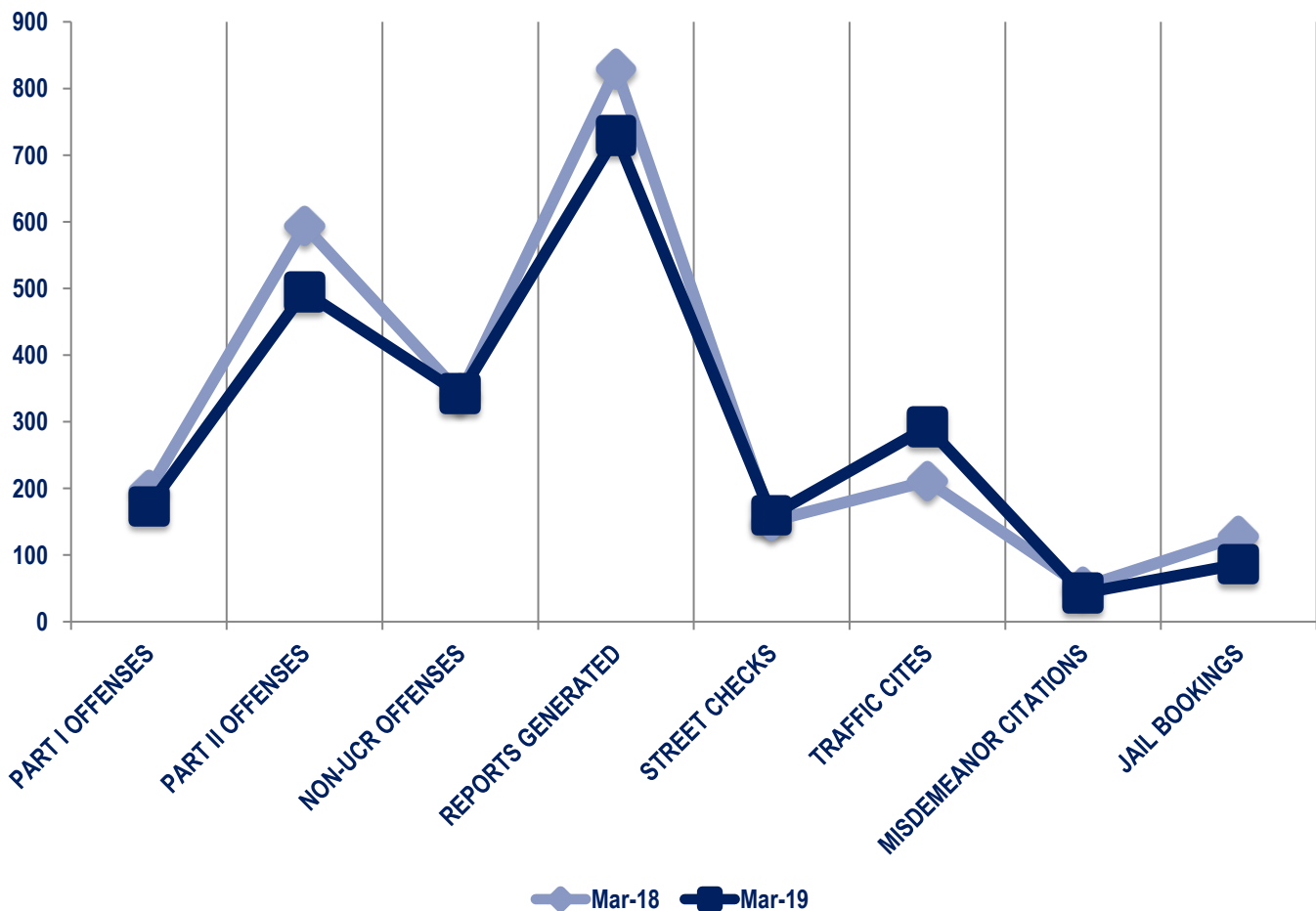


Other Event Totals



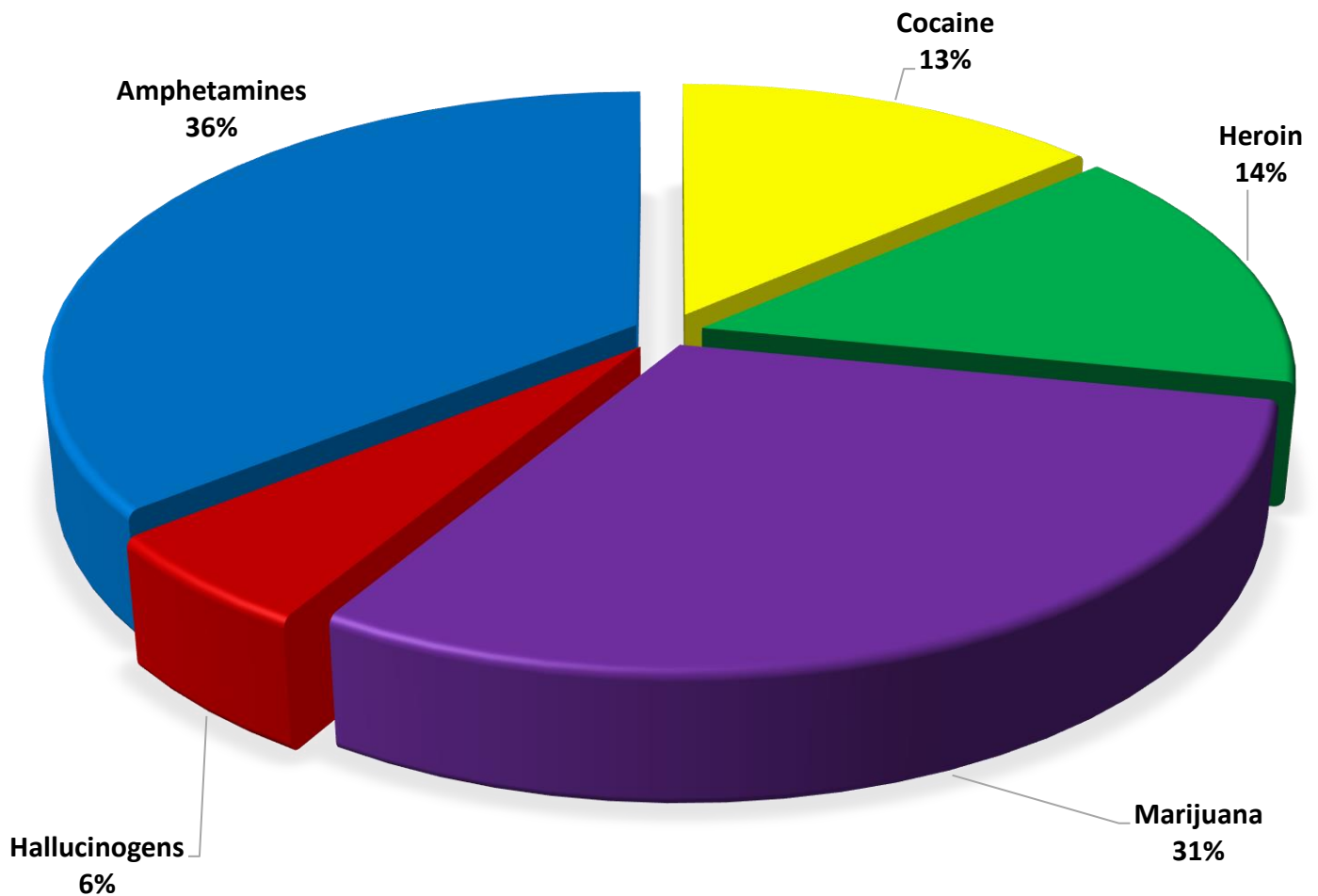
Combined Offense/Event Trends

	MARCH 2018	MARCH 2019
Part I Offenses	198	173
Part II Offenses	594	495
NonUCR Offenses	342	342
Reports Generated	829	729
Street Checks	151	160
Traffic Citations	211	292
Misdemeanor Citations	52	43
Jail Bookings	128	86

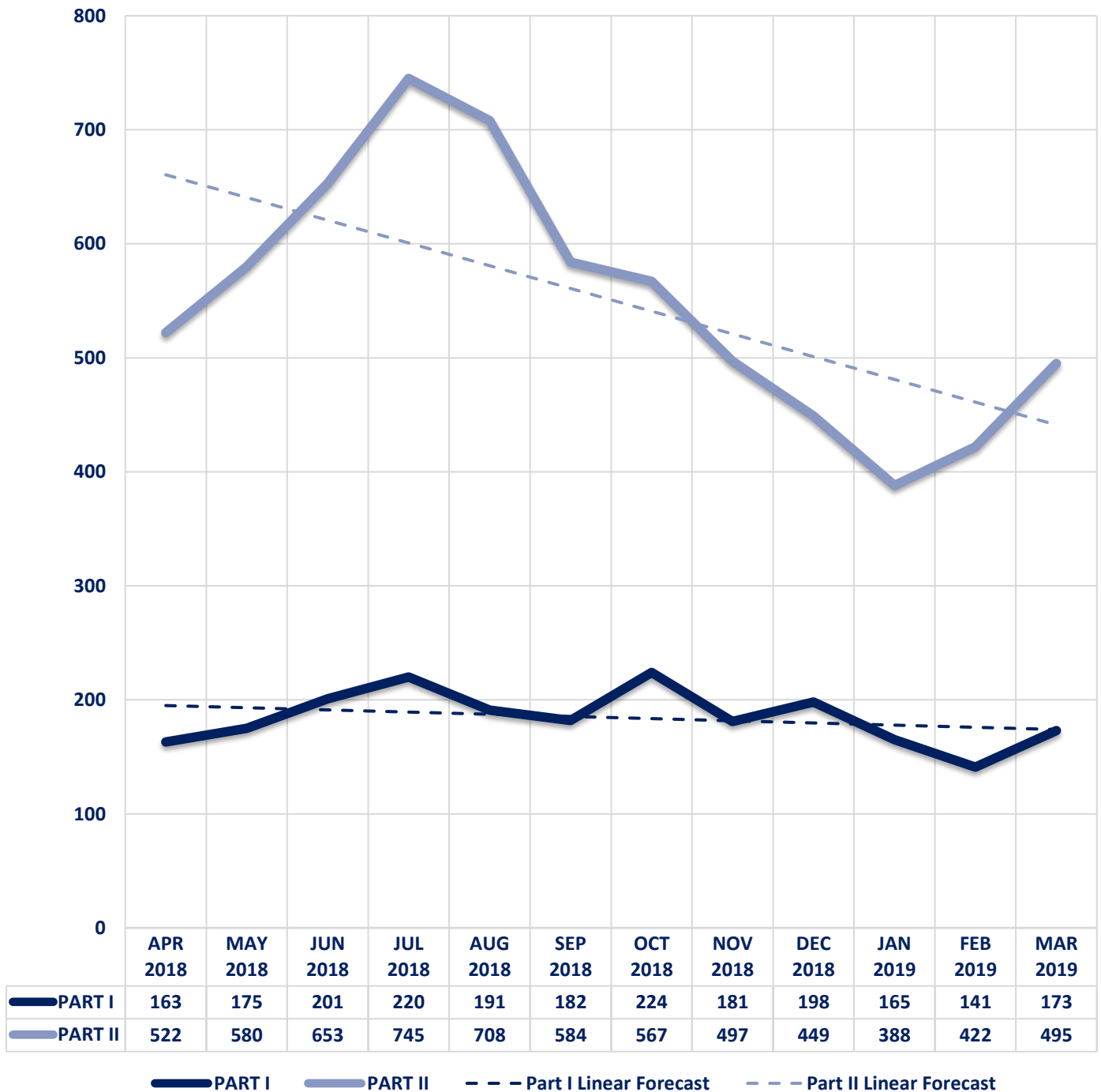


Seized Drugs

TYPE	DOSES	STREET VALUE	
Cocaine	135.0	\$	1,350.00
Heroin	145.0	\$	1,450.00
Marijuana	304.4	\$	1,826.31
Hallucinogens	55.6	\$	111.11
Amphetamines	356.0	\$	3,560.00
TOTAL	995.9	\$	8,297.43



Part I & II Offenses - One Year





CITY COUNCIL DISTRICT #2

MONTHLY OFFENSE SUMMARY

APRIL 2019

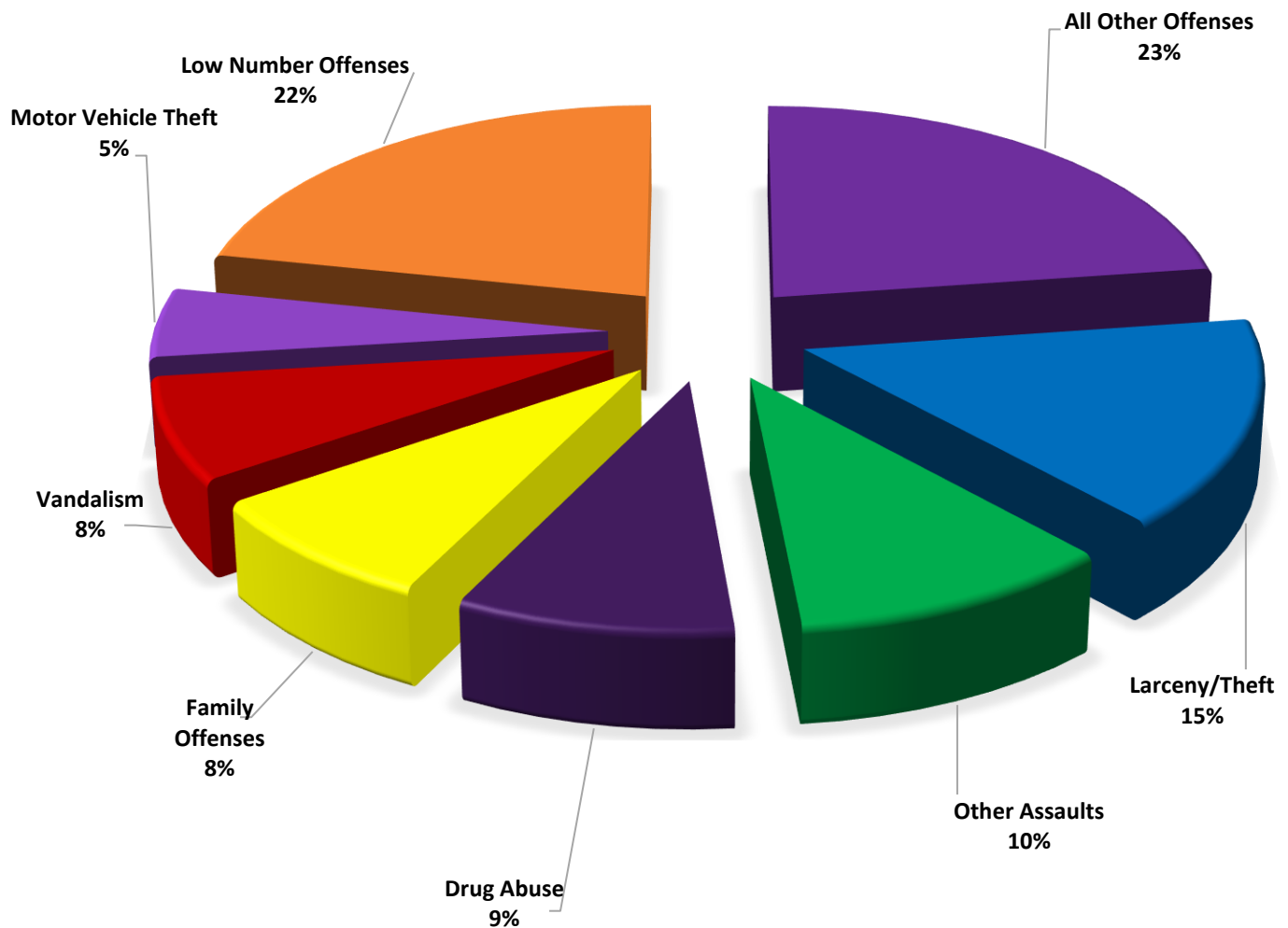
These figures represent preliminary counts of original Police Incident Reports and include all offenses within the above listed City Council District only. Full statistical analysis to determine the confidence level of this data has not been performed. The results contained herein are approximate in relation to the listed area and may not fully coincide with data shown in other areas of SLCPD's Crime Statistics page such as Calls for Service, Crimes Trending, and Crime Reports due to and reflective of departmental procedures that were in place at the time the event occurred and the date this data was compiled. Results displayed are not distinguished as attempted or completed crimes, do not include other calls for police service, and only represent police service where a report was made. Police Incident Reports are classified by primary offense categories as defined by the Uniform Crime Reporting (UCR) system, however for this report all offenses are included, and each incident may have more than one offense listed on it. In cases where there is more than one offense listed, all offenses are counted individually. Although every reasonable verification effort is made, the accuracy of any data is subject to the constraints of the report generation process as well as the manner, format, and point in time of any query.

PART I OFFENSES:	Chosen by the FBI as Part I Offenses because they are serious crimes that occur with regularity in all areas of the country and are likely to be reported to Police.
PART II OFFENSES:	All other crimes other than the eight Part I Offenses. The Uniform Crime Reporting Program gathers only arrest data for Part II Offenses, however, SLCPD results displayed in this document display all Part II Offenses, regardless of the presence of arrest data.
ALL OTHER OFFENSES:	Under the Part II Offense section, 'All Other Offenses' include Peeping Tom, Trespass, Kidnap/Abduction, Pornography, Extortion/Blackmail, Bribery, Warrants, Sexual Offenses, Obstruction, Public Peace, and Hit & Run.
NON-UCR OFFENSES:	Non-UCR Offenses include reports for all other offenses not classified as a Part I or Part II Offense. Results displayed separate some of these offenses such as Ambulance Calls, Deaths, Missing Persons, Suicides, Suspicious Activity, and Traffic Accidents.
ALL OTHER NON-UCR:	Under the Non-UCR category, 'All Other' include the remainder of offenses not classified as Part I or Part II and not separated from the Non-UCR Offenses. These include things such as Loud Parties, Barking Dogs, Mentally Ill Subjects, Citizen Assistance, etc.
LOW NUMBER OFFENSES:	On page two, in the interest of space and allowing for easier viewing, the category titled 'Low Number Offenses' include Part I and Part II Offenses from page one that have totals under the amount of 25.

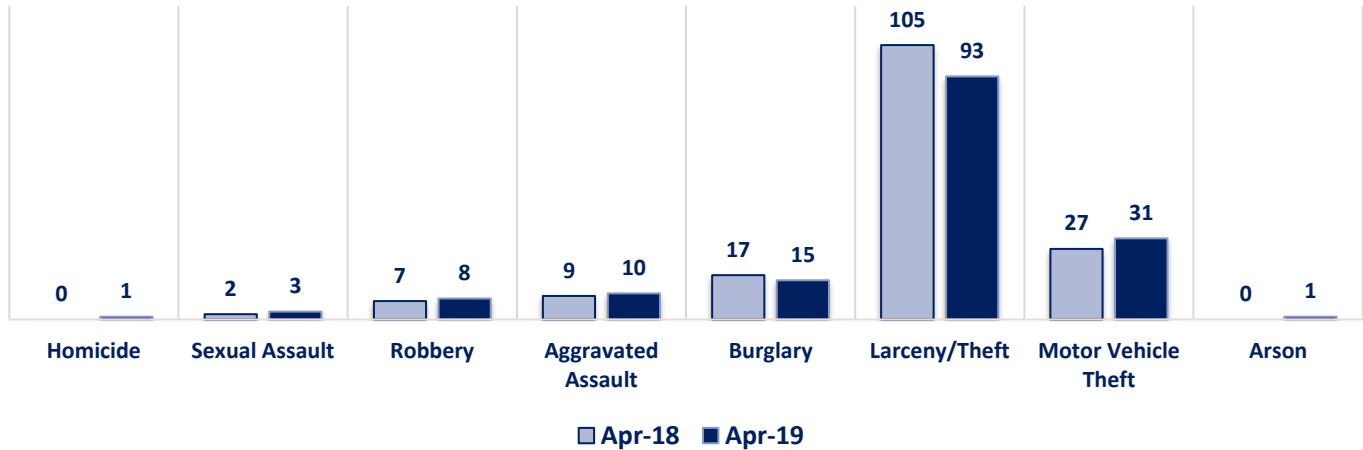
Offenses

PART I OFFENSES	OFFENSE	APR 18	APR 19	OFFENSE	APR 18	APR 19	PART II OFFENSES
	Homicide	0	1	Other Assaults	67	63	
	Sexual Assault	2	3	Forgery/Counterfeit	12	3	
	Robbery	7	8	Fraud	14	25	
	Aggravated Assault	9	10	Embezzlement	0	0	
	Burglary	17	15	Stolen Property	4	4	
	Larceny/Theft	105	93	Vandalism	39	46	
	Motor Vehicle Theft	27	31	Weapons	11	6	
	Arson	0	1	Prostitution	12	8	
PART I TOTALS		167	162	Sex Offenses	2	2	PART II OFFENSES
NON-UCR OFFENSES	Ambulance Calls	17	19	Drug Abuse	113	54	
	Deaths	2	2	Gambling	0	0	
	Missing Persons	3	5	Family Offenses	40	49	
	Suicides	1	0	DUI	4	12	
	Suspicious Activity	19	22	Liquor Laws	2	4	
	Traffic Accidents	51	70	Drunkenness	5	8	
	All Other	221	211	Disorderly Conduct	5	16	
NON-UCR TOTALS		314	329	All Other Offenses	199	138	
TOTALS	PART I OFFENSES	167	162	Curfew/Loitering	0	0	
	PART II OFFENSES	537	444	Runaway	8	6	
	NON-UCR OFFENSES	314	329	PART II TOTALS	537	444	
	TOTAL	1018	935				

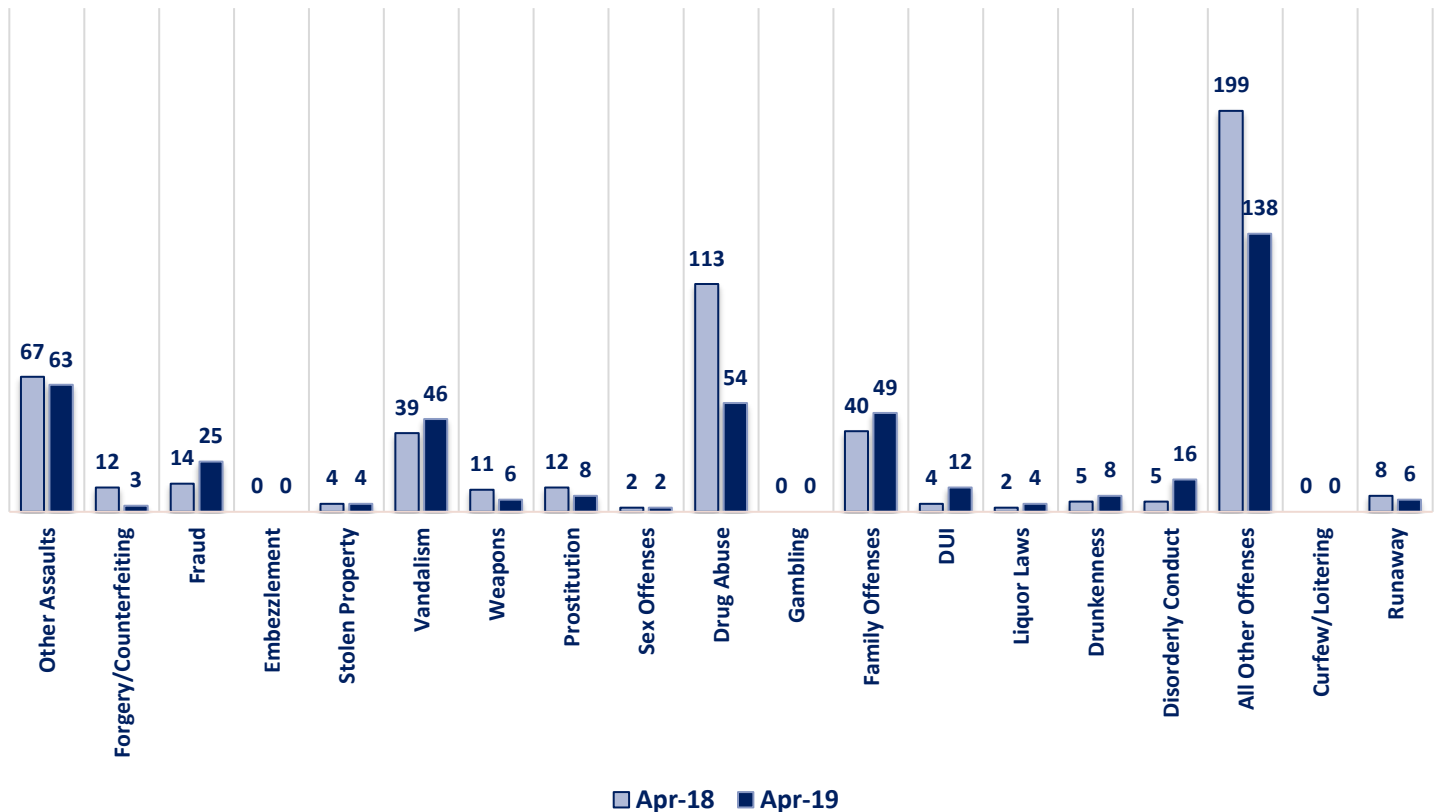
APRIL 2019 - PART I & II OFFENSE PERCENTAGES



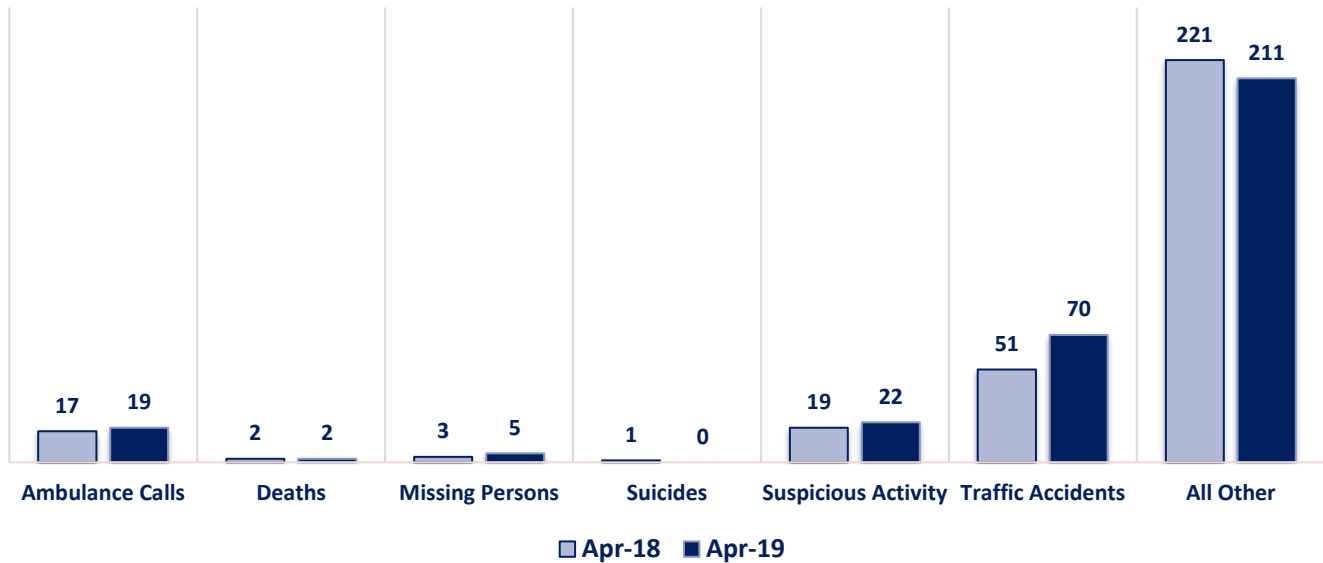
Part I Offenses



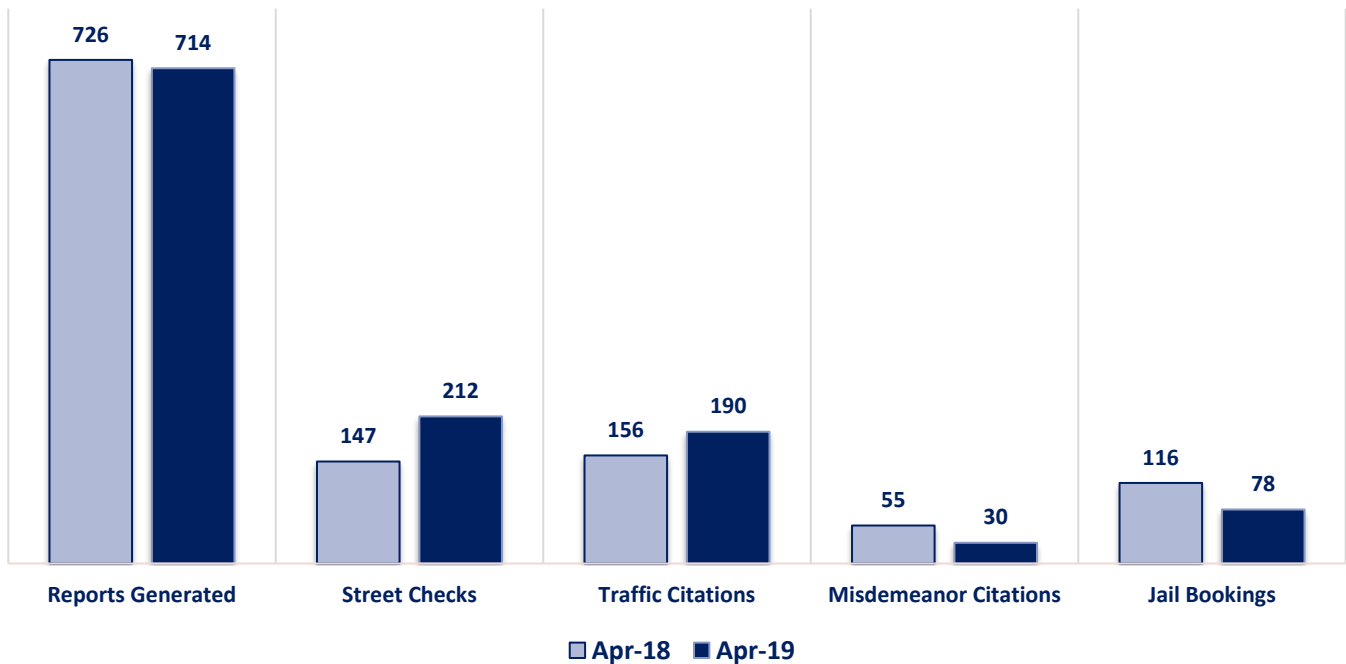
Part II Offenses



Non-UCR Offenses

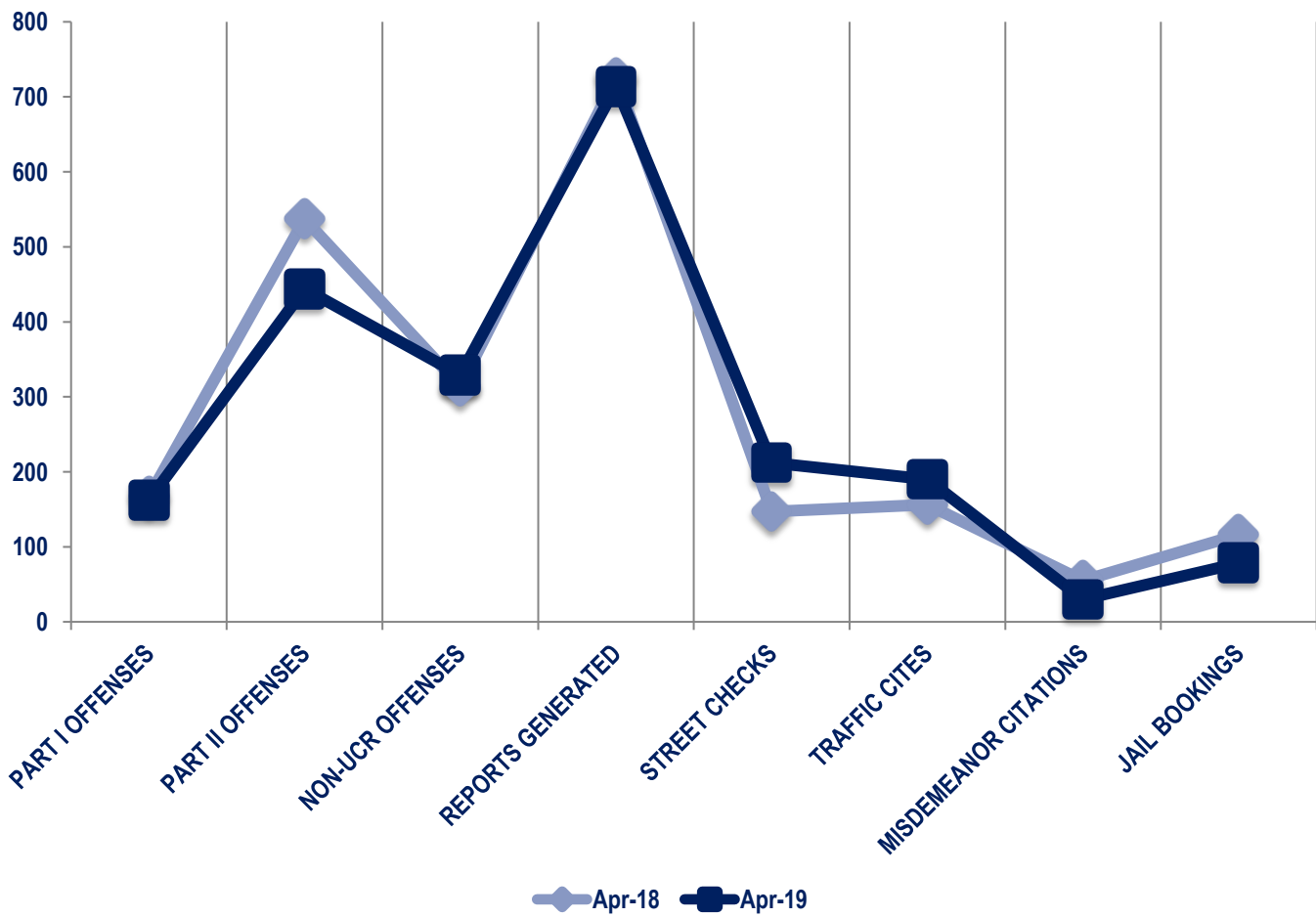


Other Event Totals



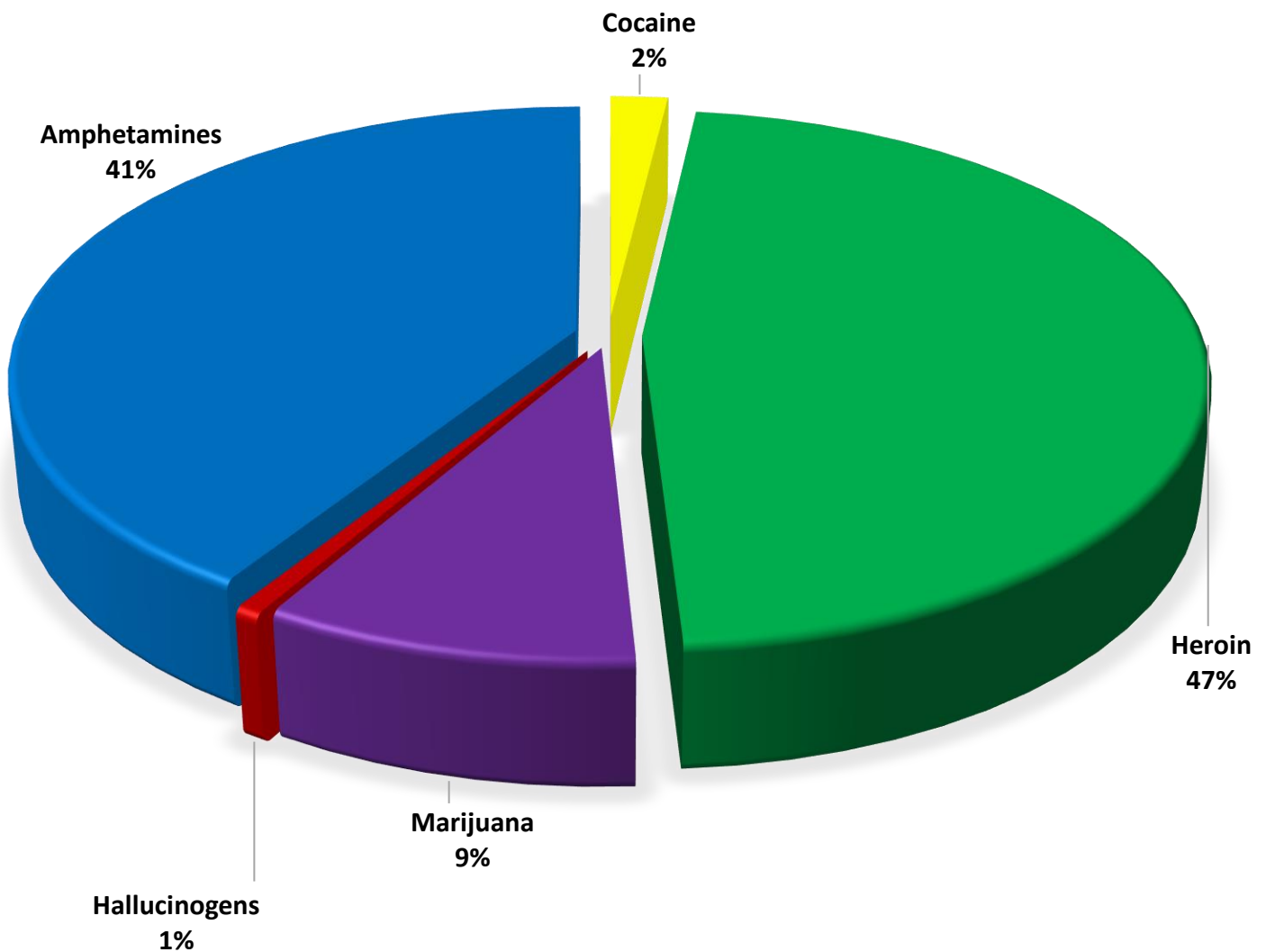
Combined Offense/Event Trends

	APR 2018	APR 2019
Part I Offenses	167	162
Part II Offenses	537	444
NonUCR Offenses	314	329
Reports Generated	726	714
Street Checks	147	212
Traffic Citations	156	190
Misdemeanor Citations	55	30
Jail Bookings	116	78

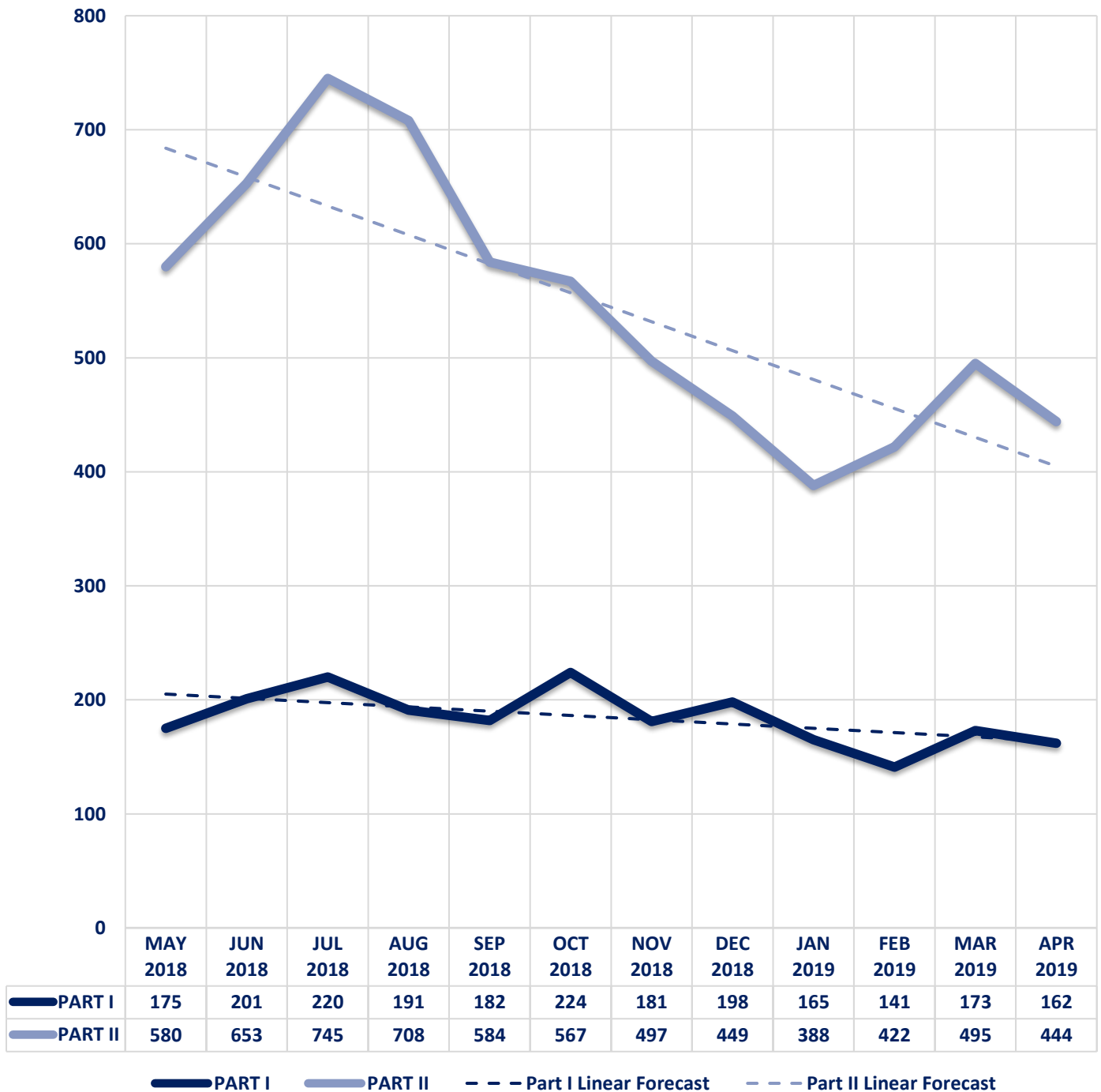


Seized Drugs

TYPE	DOSES	STREET VALUE
Cocaine	14.0	\$ 140.00
Heroin	345.0	\$ 3,450.00
Marijuana	67.5	\$ 404.95
Hallucinogens	4.6	\$ 9.17
Amphetamines	299.4	\$ 2,994.00
TOTAL	730.5	\$ 6,998.12



Part I & II Offenses - One Year





CITY COUNCIL DISTRICT #2

MONTHLY OFFENSE SUMMARY

MAY 2019

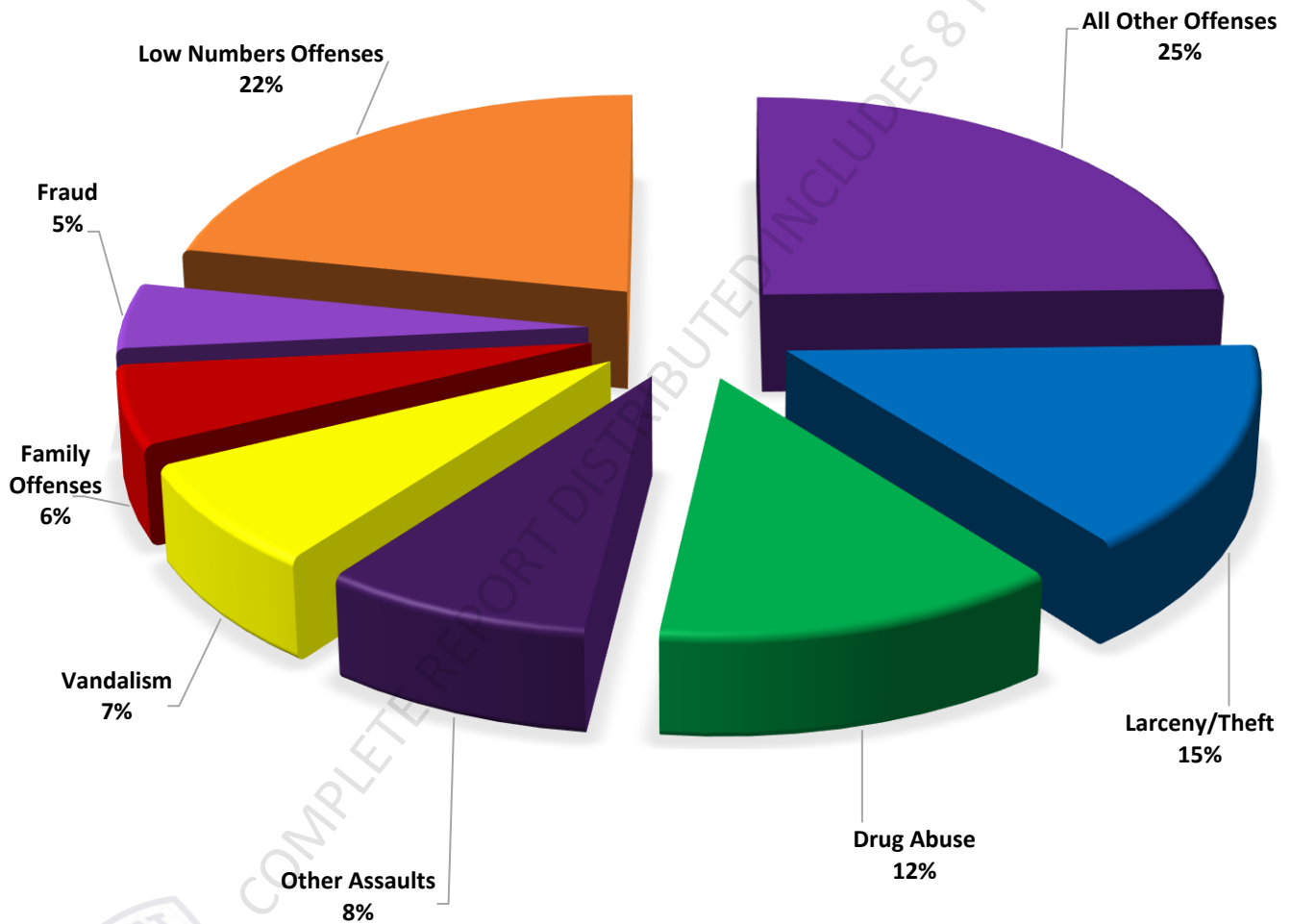
These figures represent preliminary counts of original Police Incident Reports and include all offenses within the above listed City Council District only. Full statistical analysis to determine the confidence level of this data has not been performed. The results contained herein are approximate in relation to the listed area and may not fully coincide with data shown in other areas of SLCPD's Crime Statistics page such as Calls for Service, Crimes Trending, and Crime Reports due to and reflective of departmental procedures that were in place at the time the event occurred and the date this data was compiled. Results displayed are not distinguished as attempted or completed crimes, do not include other calls for police service, and only represent police service where a report was made. Police Incident Reports are classified by primary offense categories as defined by the Uniform Crime Reporting (UCR) system, however for this report all offenses are included, and each incident may have more than one offense listed on it. In cases where there is more than one offense listed, all offenses are counted individually. Although every reasonable verification effort is made, the accuracy of any data is subject to the constraints of the report generation process as well as the manner, format, and point in time of any query.

PART I OFFENSES:	Chosen by the FBI as Part I Offenses because they are serious crimes that occur with regularity in all areas of the country and are likely to be reported to Police.
PART II OFFENSES:	All other crimes other than the eight Part I Offenses. The Uniform Crime Reporting Program gathers only arrest data for Part II Offenses, however, SLCPD results displayed in this document display all Part II Offenses, regardless of the presence of arrest data.
ALL OTHER OFFENSES:	Under the Part II Offense section, 'All Other Offenses' include Peeping Tom, Trespass, Kidnap/Abduction, Pornography, Extortion/Blackmail, Bribery, Warrants, Sexual Offenses, Obstruction, Public Peace, and Hit & Run.
NON-UCR OFFENSES:	Non-UCR Offenses include reports for all other offenses not classified as a Part I or Part II Offense. Results displayed separate some of these offenses such as Ambulance Calls, Deaths, Missing Persons, Suicides, Suspicious Activity, and Traffic Accidents.
ALL OTHER NON-UCR:	Under the Non-UCR category, 'All Other' include the remainder of offenses not classified as Part I or Part II and not separated from the Non-UCR Offenses. These include things such as Loud Parties, Barking Dogs, Mentally Ill Subjects, Citizen Assistance, etc.
LOW NUMBER OFFENSES:	On page two, in the interest of space and allowing for easier viewing, the category titled 'Low Number Offenses' include Part I and Part II Offenses from page one that have totals under the amount of 31.

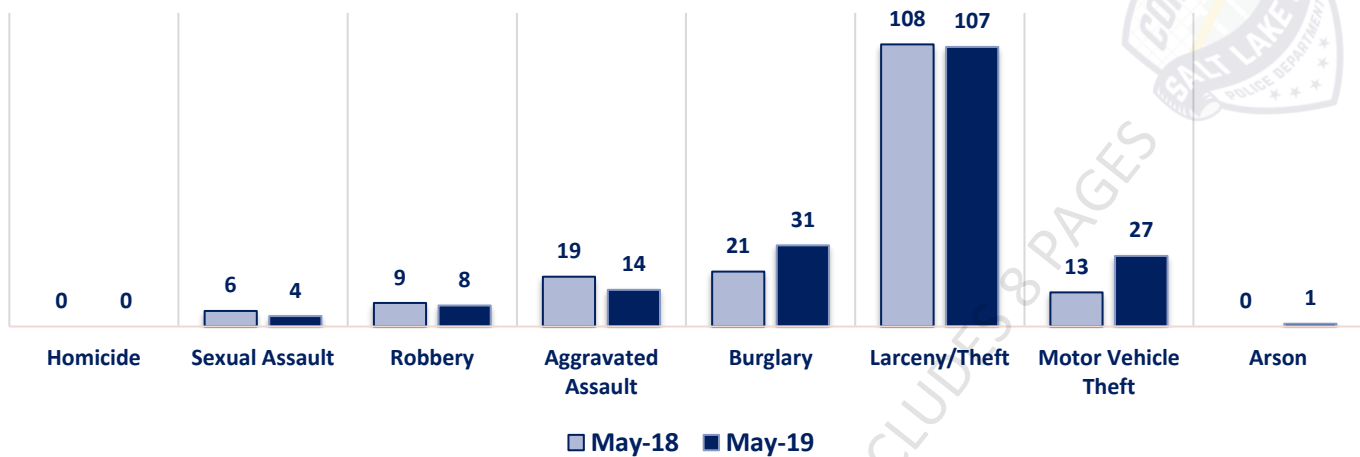
Offenses

PART I OFFENSES	OFFENSE	MAY 18	MAY 19	OFFENSE	MAY 18	MAY 19	PART II OFFENSES
	Homicide	0	0	Other Assaults	77	61	
	Sexual Assault	6	4	Forgery/Counterfeit	10	11	
	Robbery	9	8	Fraud	21	34	
	Aggravated Assault	19	14	Embezzlement	0	1	
	Burglary	21	31	Stolen Property	1	5	
	Larceny/Theft	108	107	Vandalism	47	54	
	Motor Vehicle Theft	13	27	Weapons	12	8	
	Arson	0	1	Prostitution	9	1	
	PART I TOTALS	176	192	Sex Offenses	4	2	
NON-UCR OFFENSES	Ambulance Calls	17	20	Drug Abuse	107	91	PART II OFFENSES
	Deaths	1	0	Gambling	0	0	
	Missing Persons	3	11	Family Offenses	51	41	
	Suicides	0	1	DUI	17	19	
	Suspicious Activity	17	20	Liquor Laws	4	2	
	Traffic Accidents	99	90	Drunkenness	12	9	
	All Other	230	241	Disorderly Conduct	7	9	
	NON-UCR TOTALS	367	383	All Other Offenses	205	178	
TOTALS	PART I OFFENSES	176	192	Curfew/Loitering	0	0	PART II OFFENSES
	PART II OFFENSES	590	532	Runaway	6	6	
	NON-UCR OFFENSES	367	383	PART II TOTALS	590	532	
	TOTAL	1133	1107				

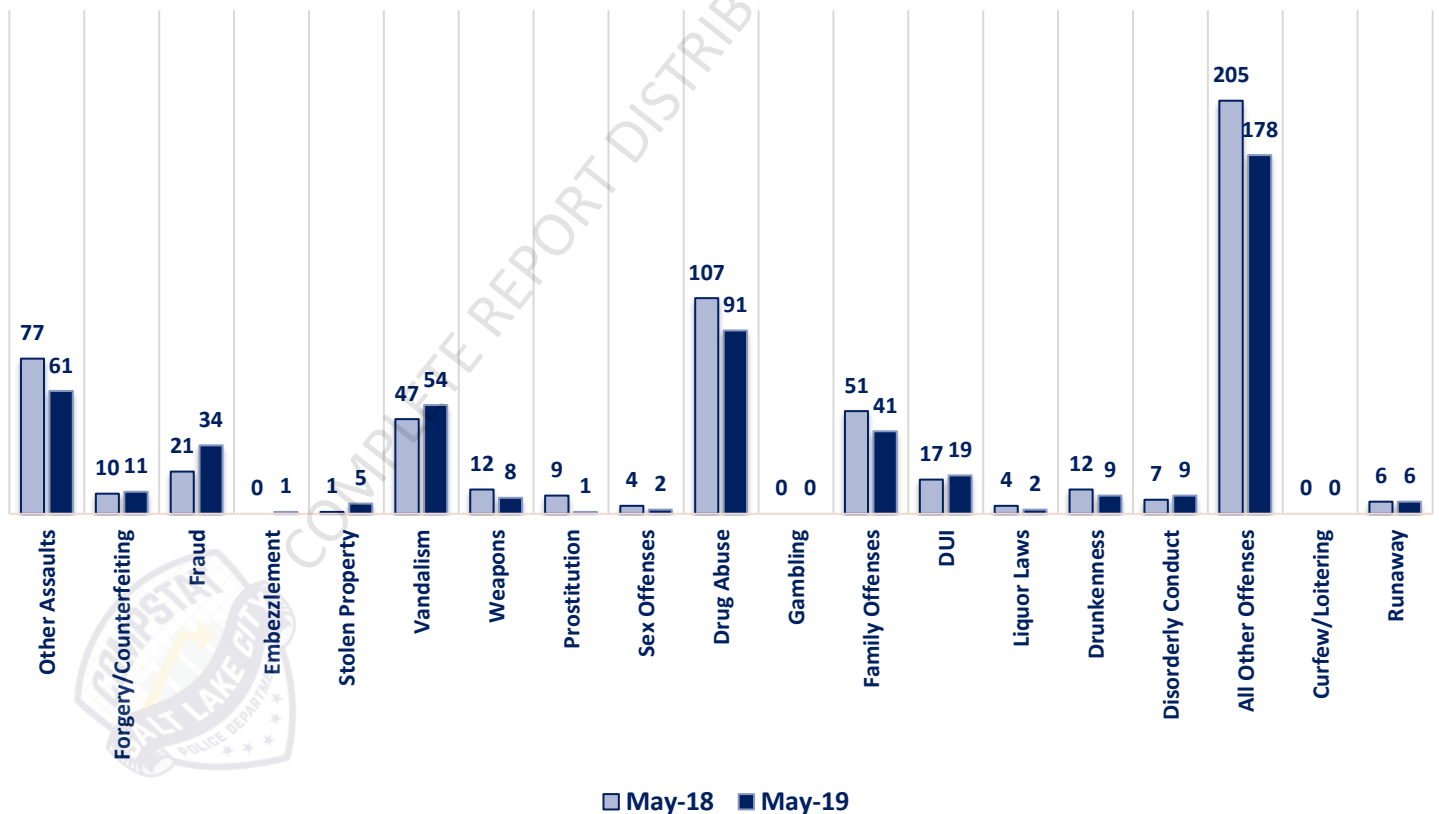
MAY 2019- PART I & II OFFENSE PERCENTAGES



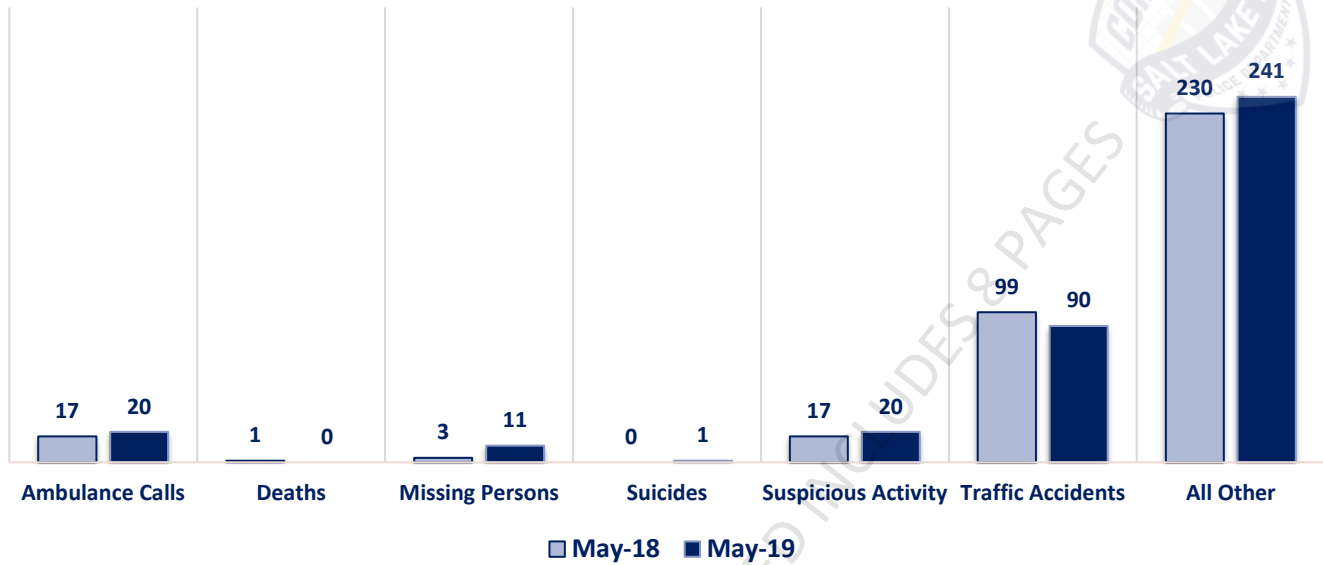
Part I Offenses



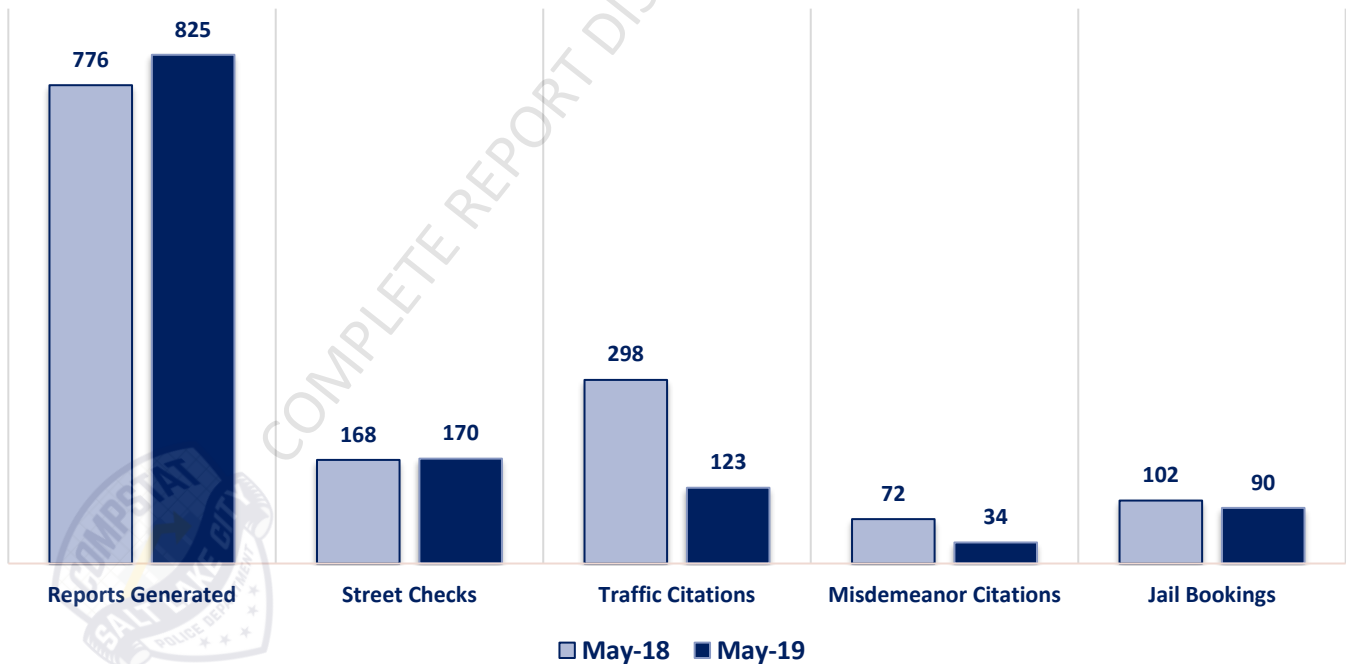
Part II Offenses



Non-UCR Offenses

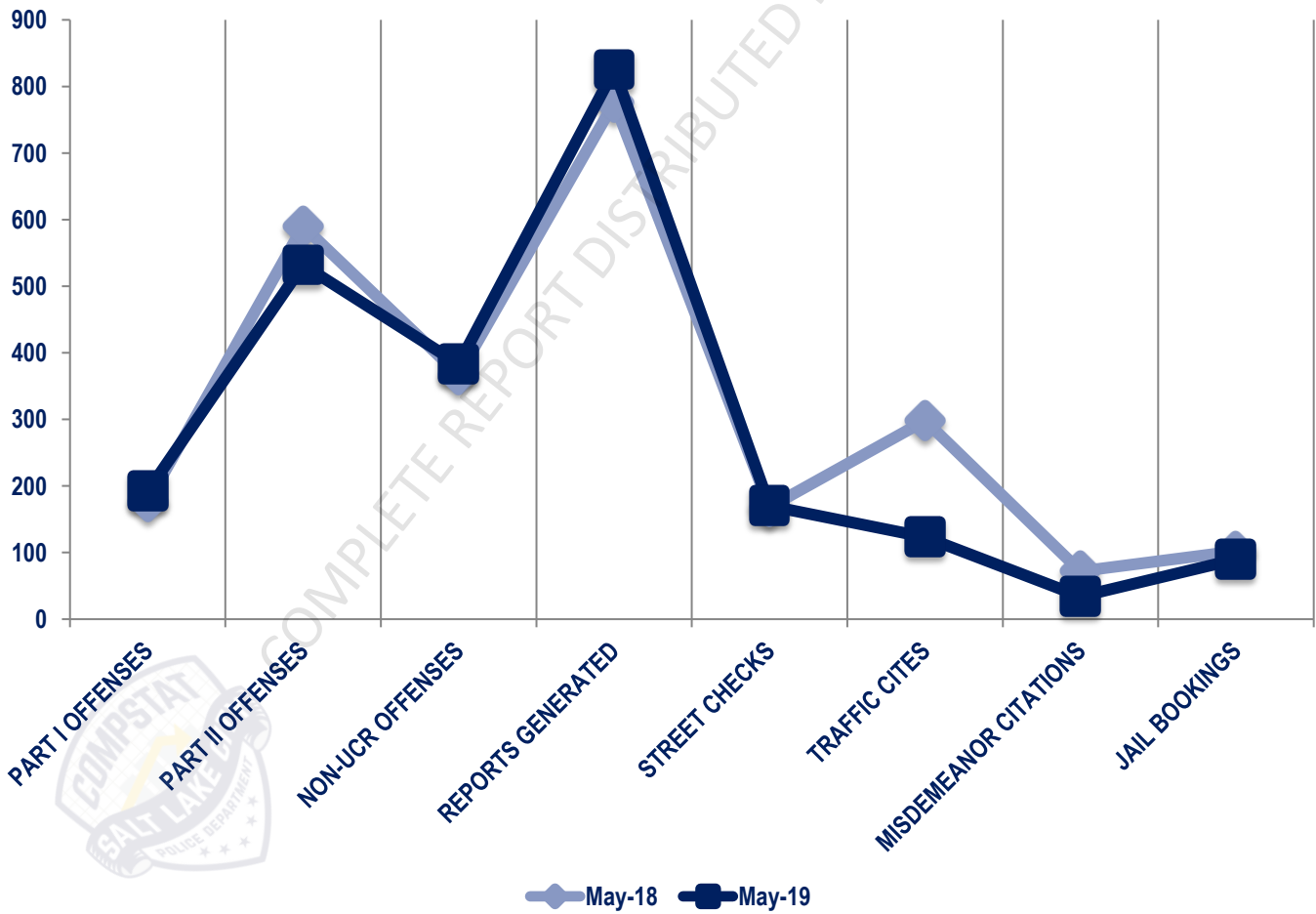


Other Event Totals



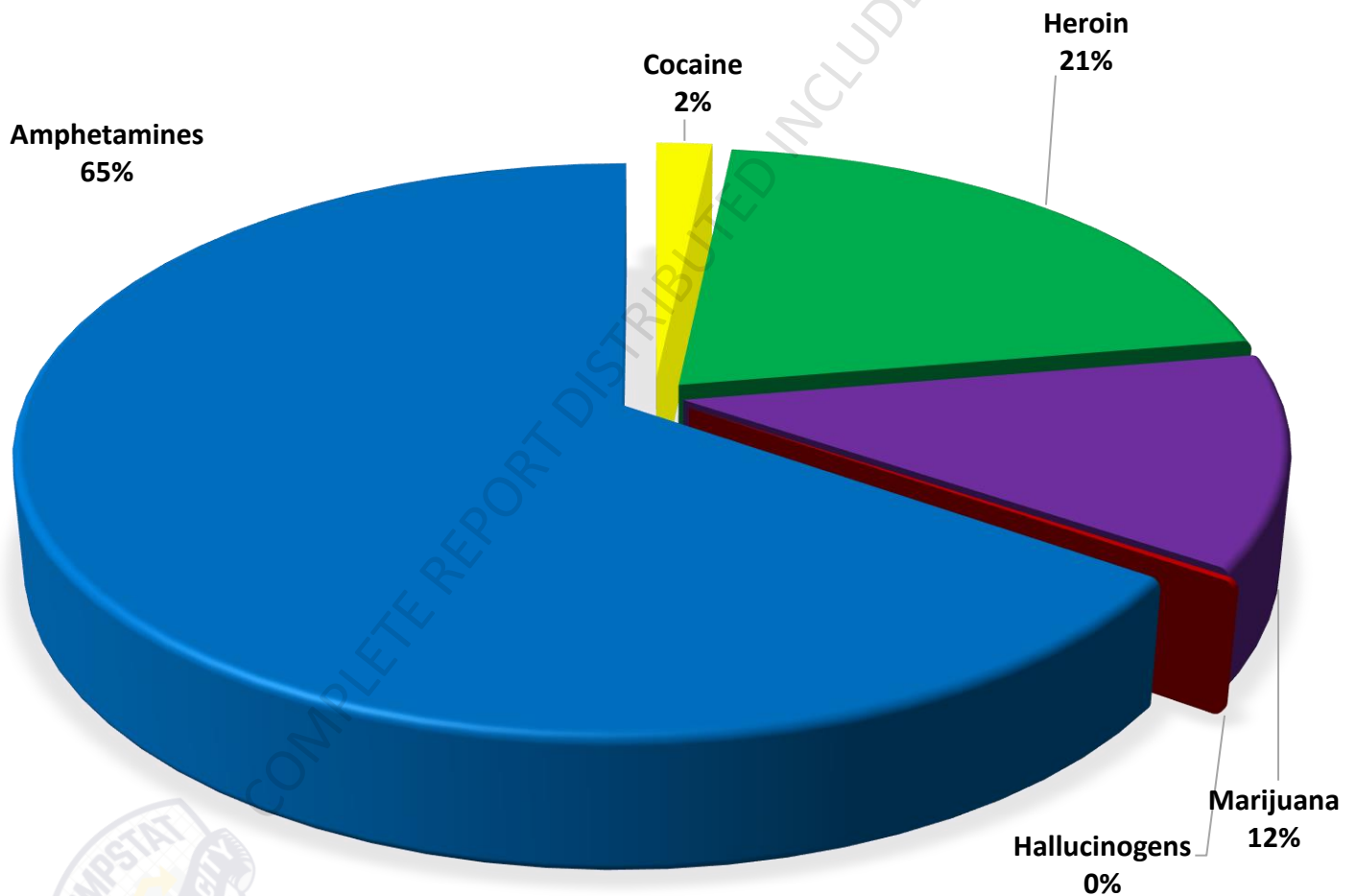
Combined Offense/Event Trends

	MAY 2018	MAY 2019
Part I Offenses	176	192
Part II Offenses	590	532
NonUCR Offenses	367	383
Reports Generated	776	825
Street Checks	168	170
Traffic Citations	298	123
Misdemeanor Citations	72	34
Jail Bookings	102	90

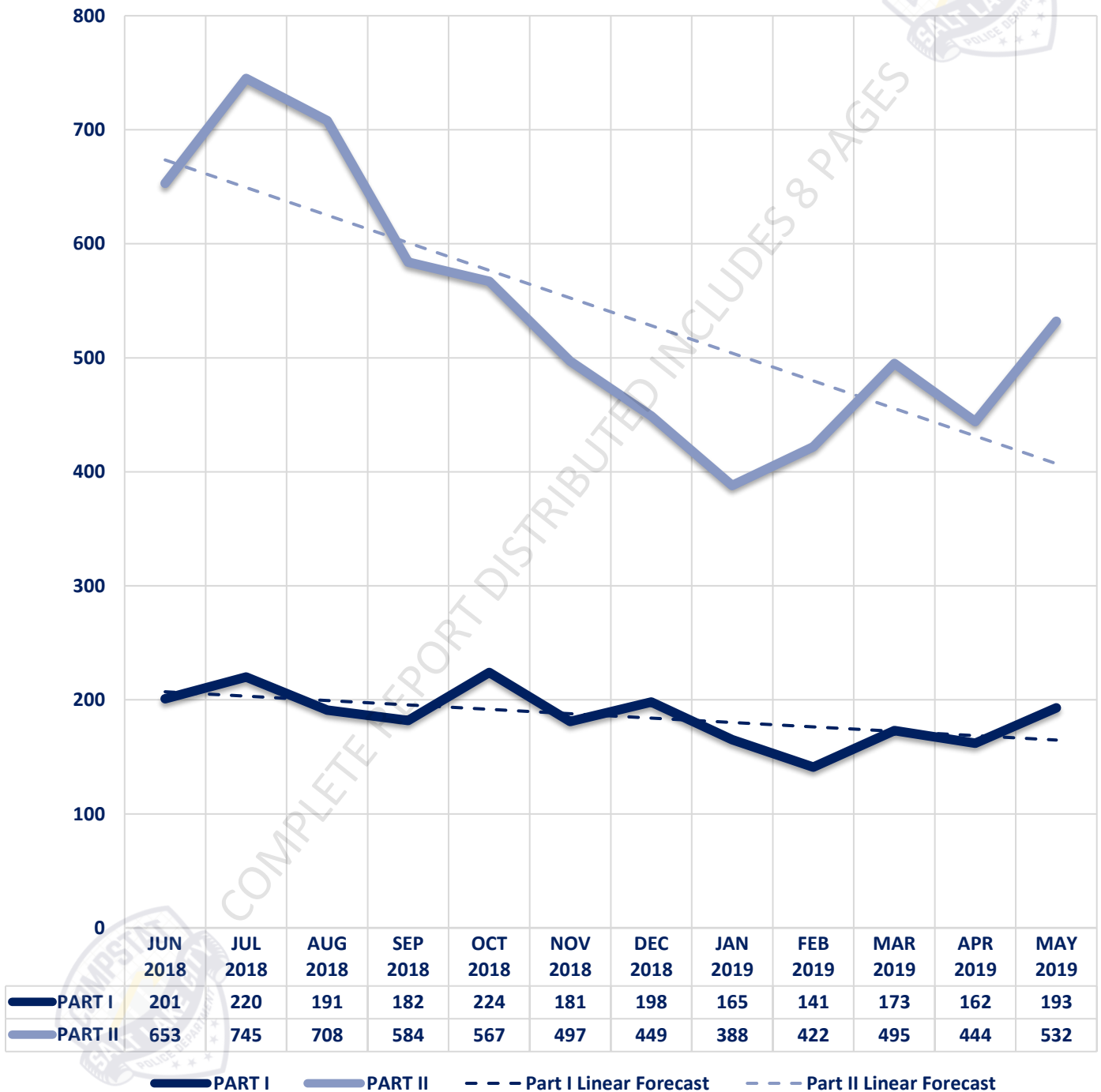


Seized Drugs

TYPE	DOSES	STREET VALUE
Cocaine	52.0	\$ 520.00
Heroin	613.9	\$ 6,138.50
Marijuana	359.9	\$ 2,159.14
Hallucinogens	6.3	\$ 12.70
Amphetamines	1948.3	\$ 19,483.00
TOTAL	2980.4	\$ 28,313.34



Part I & II Offenses - One Year





CITY COUNCIL DISTRICT #2

MONTHLY OFFENSE SUMMARY

JUNE 2019

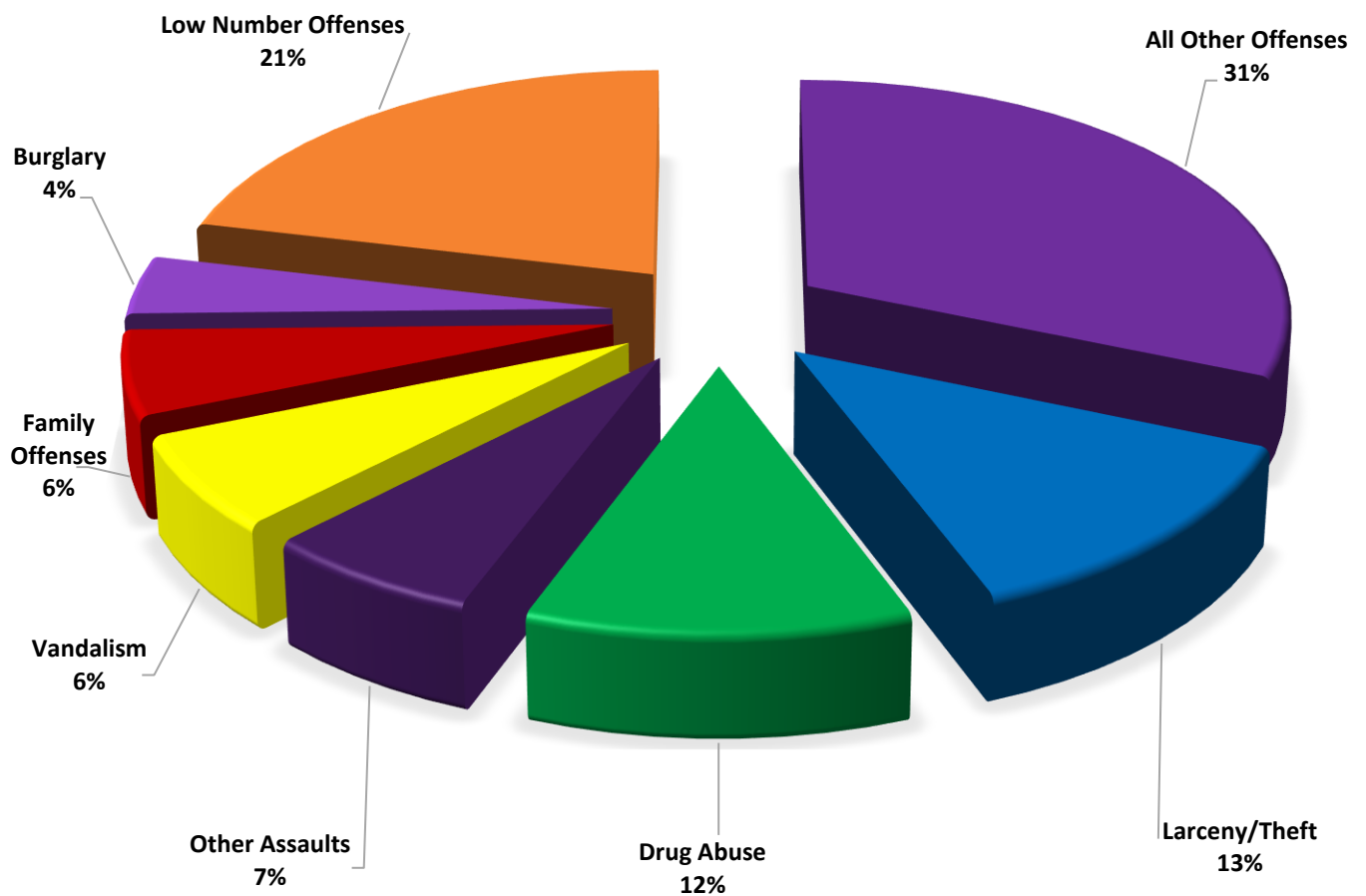
These figures represent preliminary counts of original Police Incident Reports and include all offenses within the above listed City Council District only. Full statistical analysis to determine the confidence level of this data has not been performed. The results contained herein are approximate in relation to the listed area and may not fully coincide with data shown in other areas of SLCPD's Crime Statistics page such as Calls for Service, Crimes Trending, and Crime Reports due to and reflective of departmental procedures that were in place at the time the event occurred and the date this data was compiled. Results displayed are not distinguished as attempted or completed crimes, do not include other calls for police service, and only represent police service where a report was made. Police Incident Reports are classified by primary offense categories as defined by the Uniform Crime Reporting (UCR) system, however for this report all offenses are included, and each incident may have more than one offense listed on it. In cases where there is more than one offense listed, all offenses are counted individually. Although every reasonable verification effort is made, the accuracy of any data is subject to the constraints of the report generation process as well as the manner, format, and point in time of any query.

PART I OFFENSES:	Chosen by the FBI as Part I Offenses because they are serious crimes that occur with regularity in all areas of the country and are likely to be reported to Police.
PART II OFFENSES:	All other crimes other than the eight Part I Offenses. The Uniform Crime Reporting Program gathers only arrest data for Part II Offenses, however, SLCPD results displayed in this document display all Part II Offenses, regardless of the presence of arrest data.
ALL OTHER OFFENSES:	Under the Part II Offense section, 'All Other Offenses' include Peeping Tom, Trespass, Kidnap/Abduction, Pornography, Extortion/Blackmail, Bribery, Warrants, Sexual Offenses, Obstruction, Public Peace, and Hit & Run.
NON-UCR OFFENSES:	Non-UCR Offenses include reports for all other offenses not classified as a Part I or Part II Offense. Results displayed separate some of these offenses such as Ambulance Calls, Deaths, Missing Persons, Suicides, Suspicious Activity, and Traffic Accidents.
ALL OTHER NON-UCR:	Under the Non-UCR category, 'All Other' include the remainder of offenses not classified as Part I or Part II and not separated from the Non-UCR Offenses. These include things such as Loud Parties, Barking Dogs, Mentally Ill Subjects, Citizen Assistance, etc.
LOW NUMBER OFFENSES:	On page two, in the interest of space and allowing for easier viewing, the category titled 'Low Number Offenses' include Part I and Part II Offenses from page one that have totals under the amount of 25.

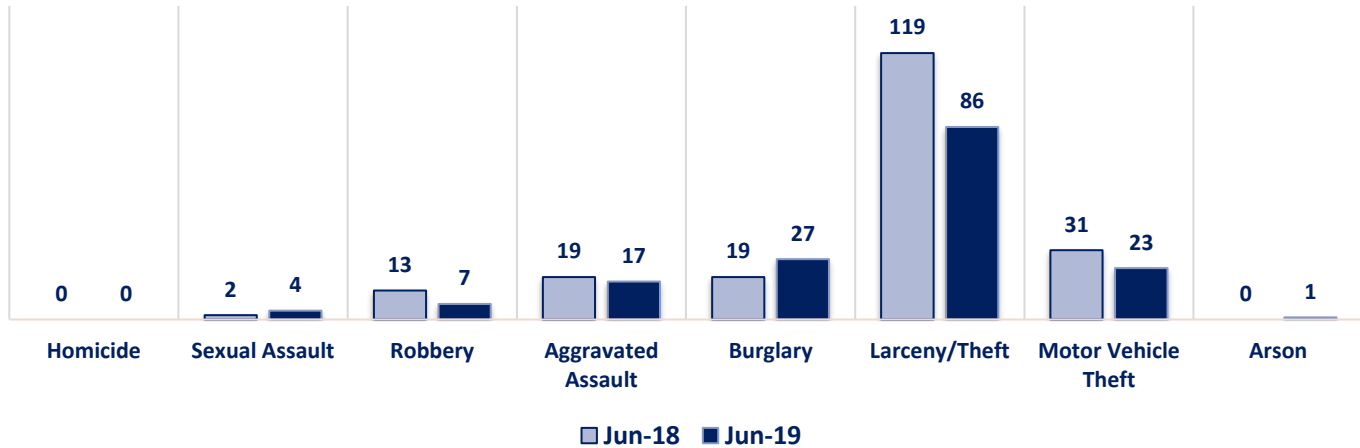
Offenses

PART I OFFENSES	OFFENSE	JUN 18	JUN 19	OFFENSE	JUN 18	JUN 19	PART II OFFENSES
	Homicide	0	0	Other Assaults	92	44	
	Sexual Assault	2	4	Forgery/Counterfeit	7	6	
	Robbery	13	7	Fraud	24	25	
	Aggravated Assault	19	17	Embezzlement	0	1	
	Burglary	19	27	Stolen Property	8	9	
	Larceny/Theft	119	86	Vandalism	56	43	
	Motor Vehicle Theft	31	23	Weapons	9	5	
	Arson	0	1	Prostitution	10	0	
NON-UCR OFFENSES	PART I TOTALS	203	165	Sex Offenses	6	4	PART II OFFENSES
	Ambulance Calls	20	25	Drug Abuse	115	77	
	Deaths	6	8	Gambling	0	0	
	Missing Persons	7	14	Family Offenses	61	39	
	Suicides	0	1	DUI	19	11	
	Suspicious Activity	29	24	Liquor Laws	6	2	
	Traffic Accidents	93	90	Drunkenness	12	6	
	All Other	279	242	Disorderly Conduct	11	13	
	NON-UCR TOTALS	434	404	All Other Offenses	213	209	
TOTALS	PART I OFFENSES	203	165	Curfew/Loitering	0	0	PART II OFFENSES
	PART II OFFENSES	657	502	Runaway	8	8	
	NON-UCR OFFENSES	434	404	PART II TOTALS	657	502	
	TOTAL	1294	1071				

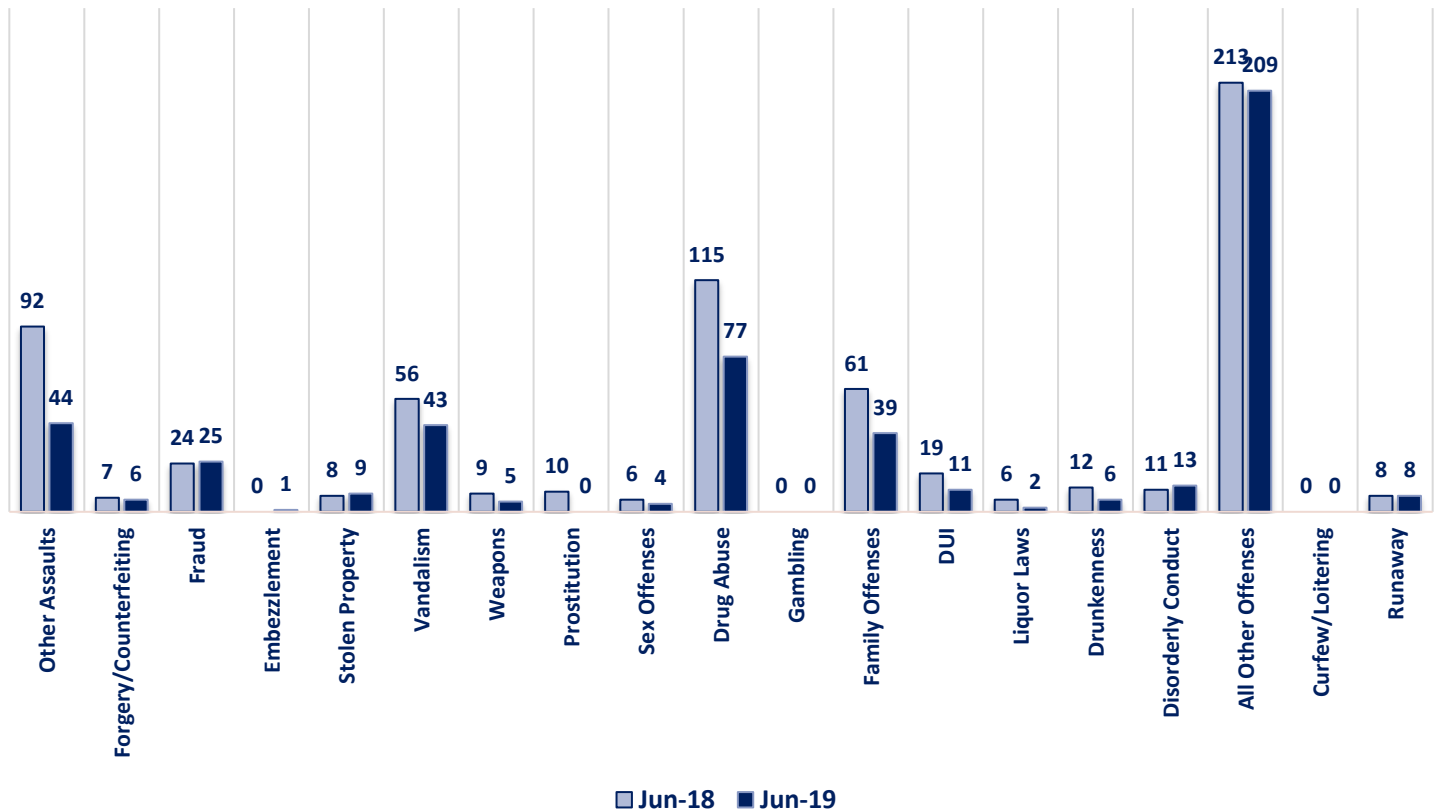
JUNE 2019 - PART I & II OFFENSE PERCENTAGES



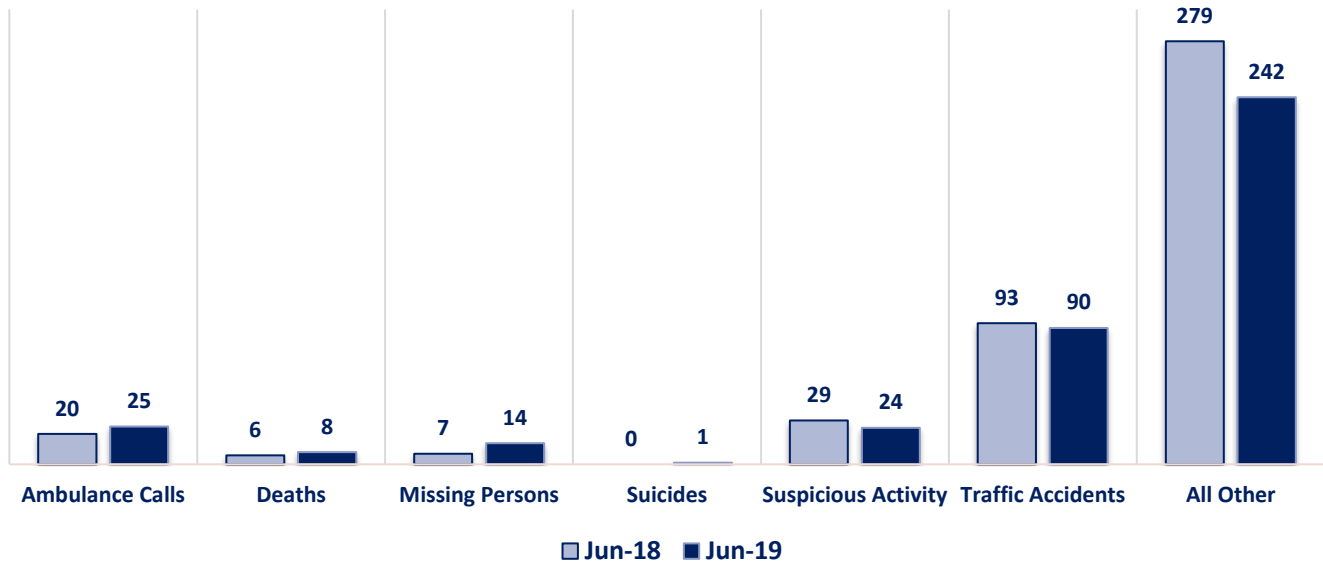
Part I Offenses



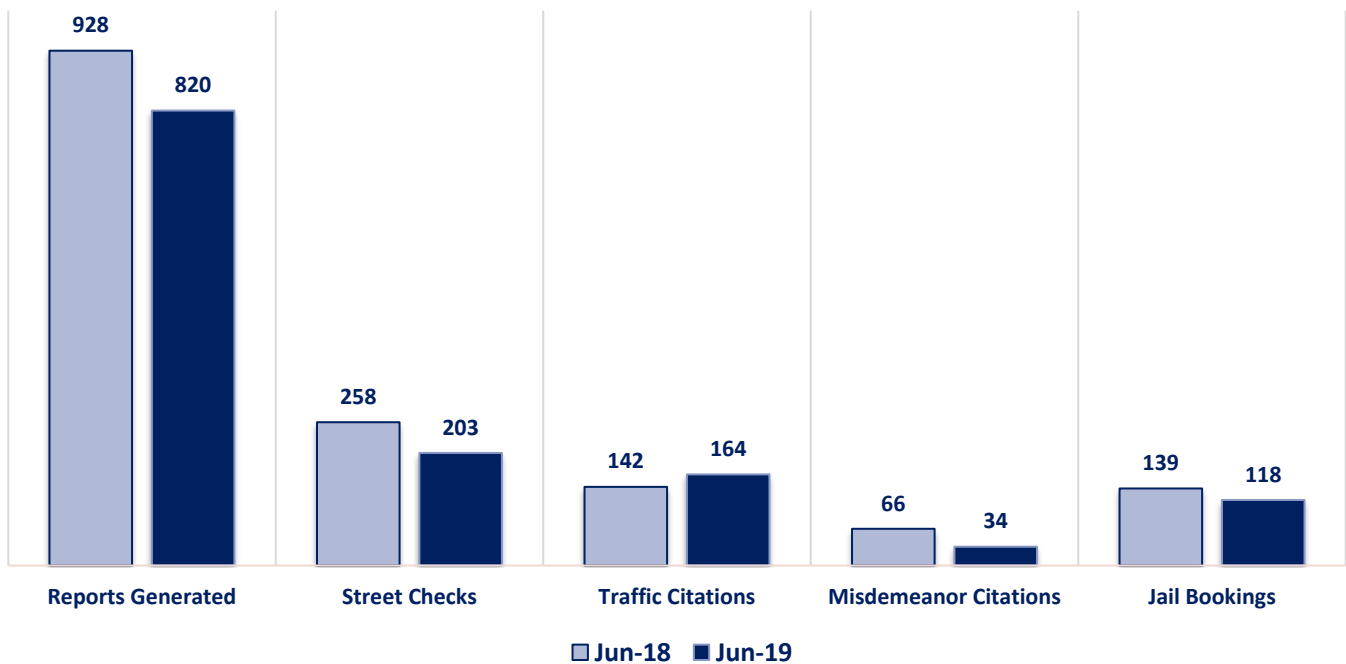
Part II Offenses



Non-UCR Offenses

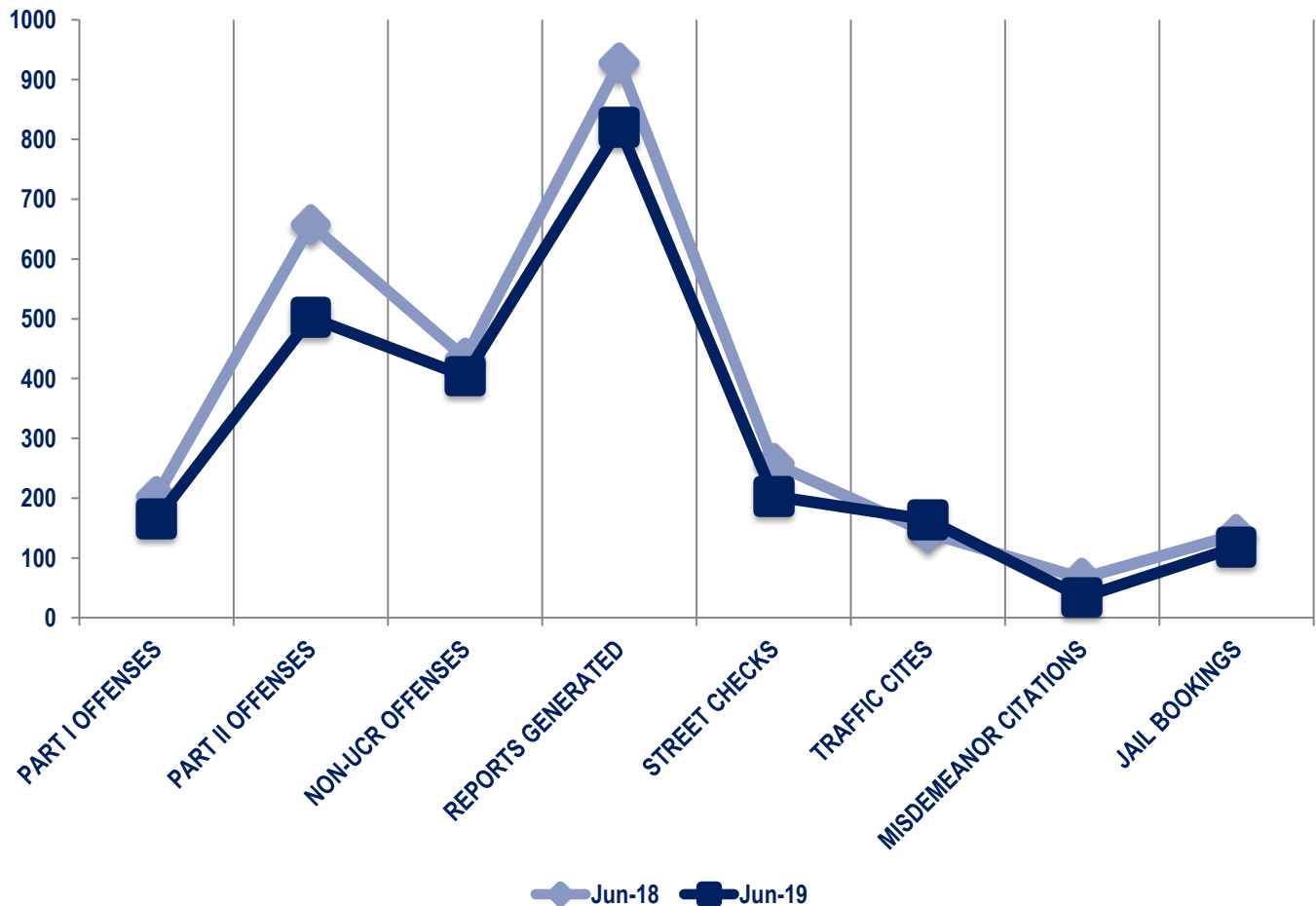


Other Event Totals



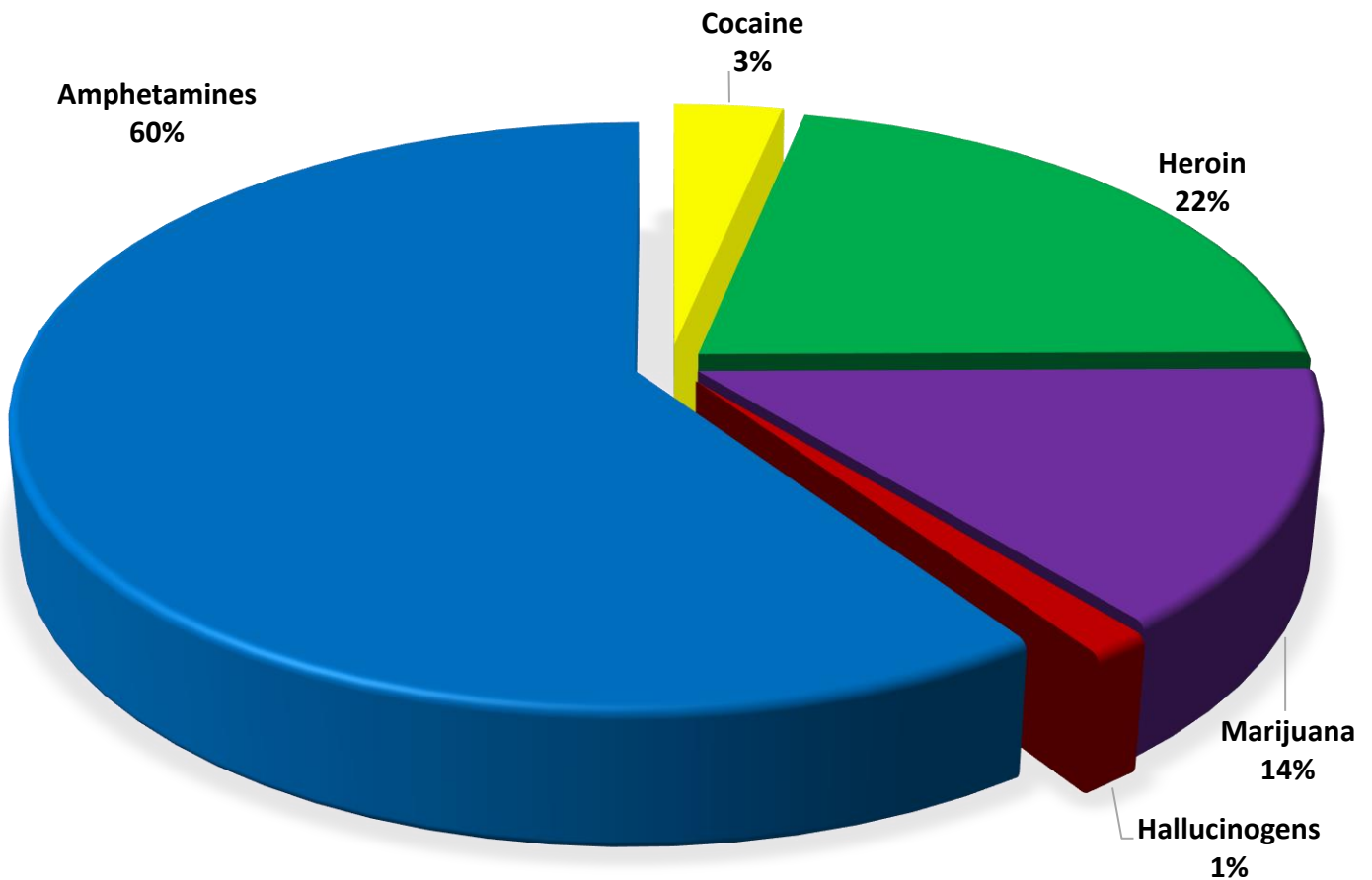
Combined Offense/Event Trends

	JUN 2018	JUN 2019
Part I Offenses	203	165
Part II Offenses	657	502
NonUCR Offenses	434	404
Reports Generated	928	820
Street Checks	258	203
Traffic Citations	142	164
Misdemeanor Citations	66	34
Jail Bookings	139	118

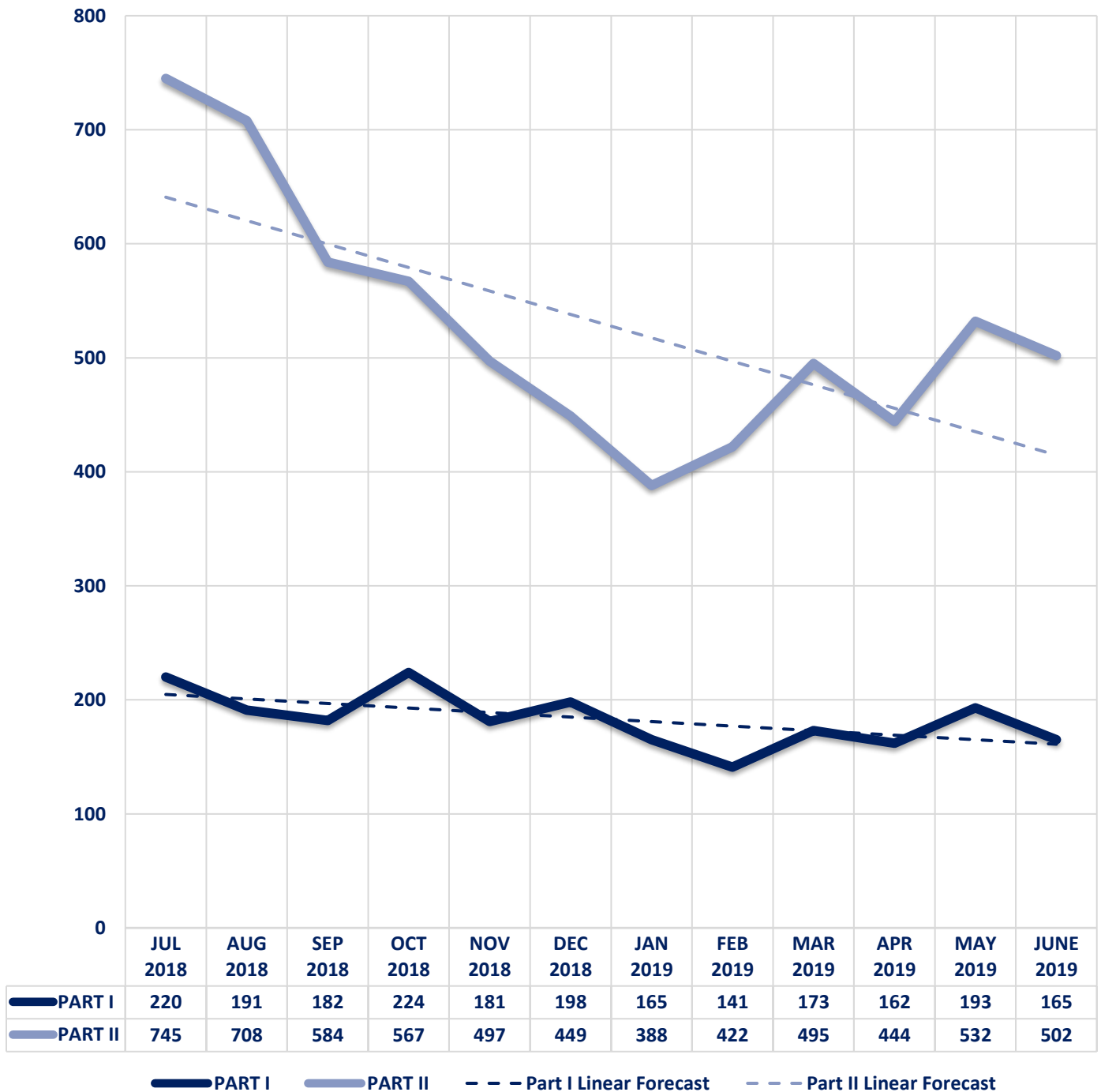


Seized Drugs

TYPE	DOSES	STREET VALUE	
Cocaine	39.2	\$	392.00
Heroin	254.0	\$	2,540.00
Marijuana	167.8	\$	1,007.08
Hallucinogens	16.4	\$	32.80
Amphetamines	702.0	\$	7,020.00
TOTAL	1179.4	\$	10,991.88



Part I & II Offenses - One Year





CITY COUNCIL DISTRICT #2

MONTHLY OFFENSE SUMMARY

JULY 2019

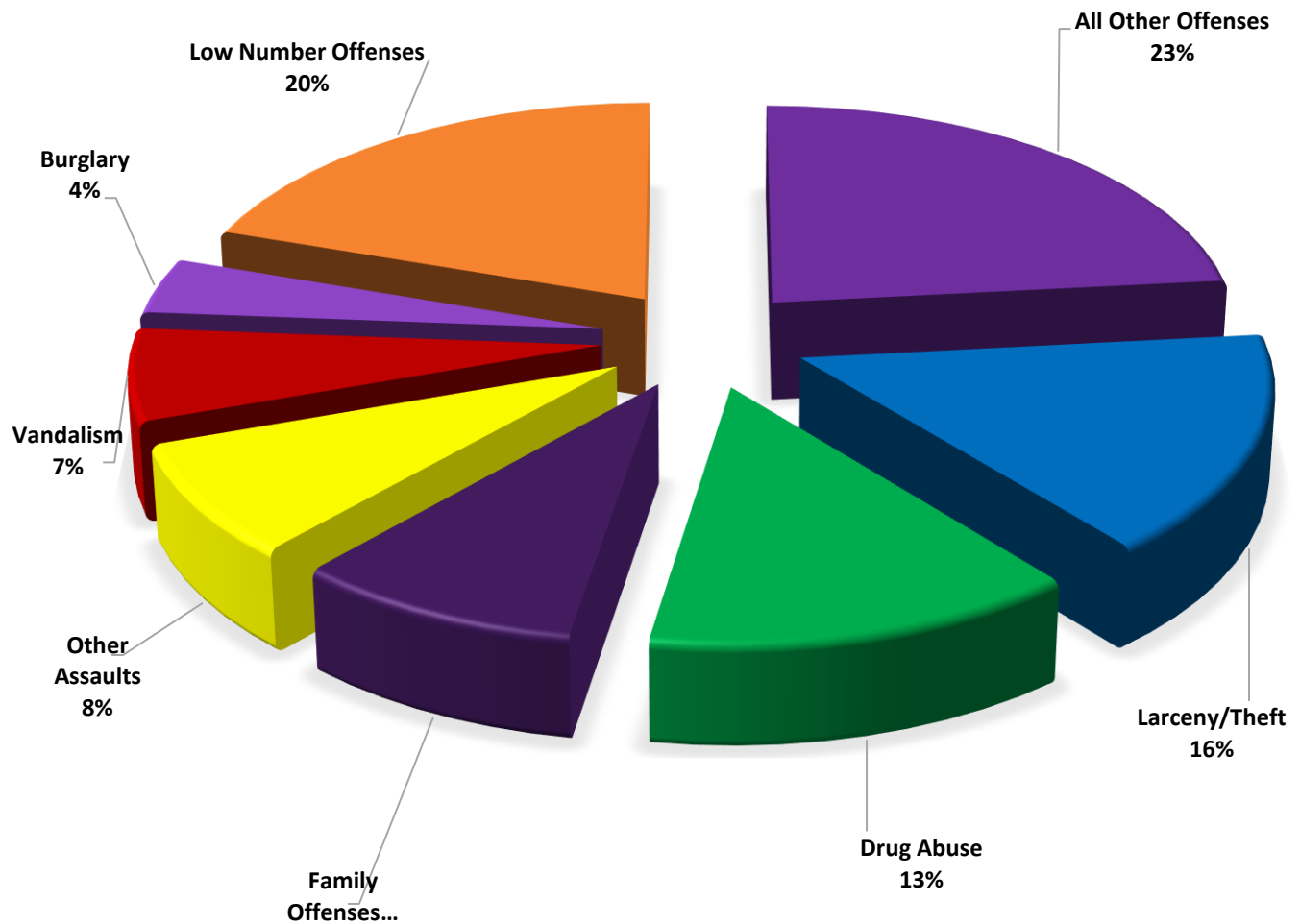
These figures represent preliminary counts of original Police Incident Reports and include all offenses within the above listed City Council District only. Full statistical analysis to determine the confidence level of this data has not been performed. The results contained herein are approximate in relation to the listed area and may not fully coincide with data shown in other areas of SLCPD's Crime Statistics page such as Calls for Service, Crimes Trending, and Crime Reports due to and reflective of departmental procedures that were in place at the time the event occurred and the date this data was compiled. Results displayed are not distinguished as attempted or completed crimes, do not include other calls for police service, and only represent police service where a report was made. Police Incident Reports are classified by primary offense categories as defined by the Uniform Crime Reporting (UCR) system, however for this report all offenses are included, and each incident may have more than one offense listed on it. In cases where there is more than one offense listed, all offenses are counted individually. Although every reasonable verification effort is made, the accuracy of any data is subject to the constraints of the report generation process as well as the manner, format, and point in time of any query.

PART I OFFENSES:	Chosen by the FBI as Part I Offenses because they are serious crimes that occur with regularity in all areas of the country and are likely to be reported to Police.
PART II OFFENSES:	All other crimes other than the eight Part I Offenses. The Uniform Crime Reporting Program gathers only arrest data for Part II Offenses, however, SLCPD results displayed in this document display all Part II Offenses, regardless of the presence of arrest data.
ALL OTHER OFFENSES:	Under the Part II Offense section, 'All Other Offenses' include Peeping Tom, Trespass, Kidnap/Abduction, Pornography, Extortion/Blackmail, Bribery, Warrants, Sexual Offenses, Obstruction, Public Peace, and Hit & Run.
NON-UCR OFFENSES:	Non-UCR Offenses include reports for all other offenses not classified as a Part I or Part II Offense. Results displayed separate some of these offenses such as Ambulance Calls, Deaths, Missing Persons, Suicides, Suspicious Activity, and Traffic Accidents.
ALL OTHER NON-UCR:	Under the Non-UCR category, 'All Other' include the remainder of offenses not classified as Part I or Part II and not separated from the Non-UCR Offenses. These include things such as Loud Parties, Barking Dogs, Mentally Ill Subjects, Citizen Assistance, etc.
LOW NUMBER OFFENSES:	On page two, in the interest of space and allowing for easier viewing, the category titled 'Low Number Offenses' include Part I and Part II Offenses from page one that have totals under the amount of 22.

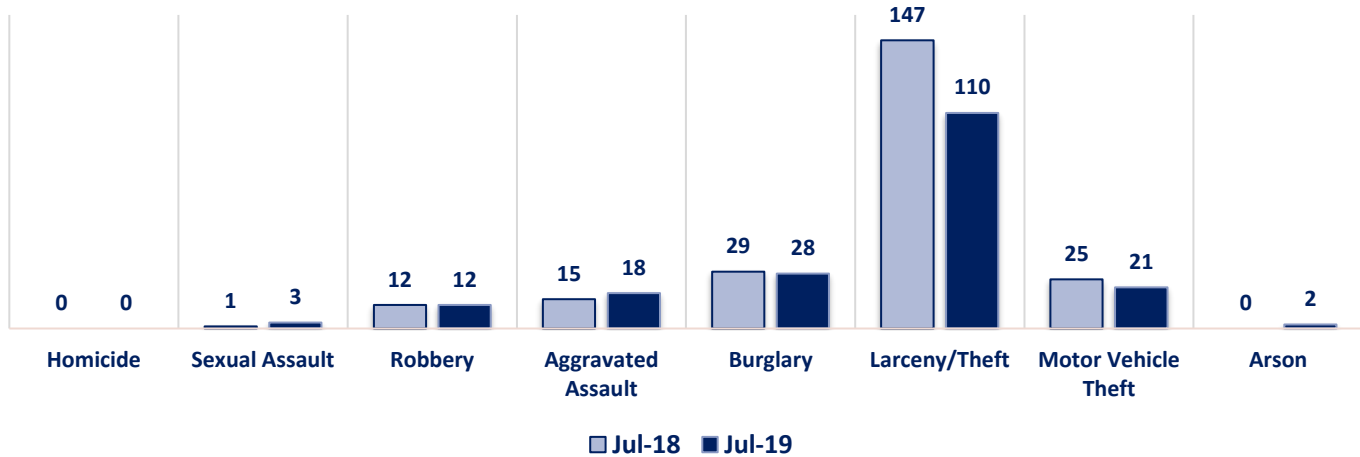
Offenses

PART I OFFENSES	OFFENSE	JULY 18	JULY 19	OFFENSE	JULY 18	JULY 19	PART II OFFENSES
	Homicide	0	0	Other Assaults	64	56	
	Sexual Assault	1	3	Forgery/Counterfeit	9	7	
	Robbery	12	12	Fraud	28	22	
	Aggravated Assault	15	18	Embezzlement	0	0	
	Burglary	29	28	Stolen Property	11	7	
	Larceny/Theft	147	110	Vandalism	50	46	
	Motor Vehicle Theft	25	21	Weapons	11	10	
	Arson	0	2	Prostitution	15	5	
PART I TOTALS		229	194	Sex Offenses	3	3	PART II OFFENSES
NON-UCR OFFENSES	Ambulance Calls	18	18	Drug Abuse	185	94	
	Deaths	5	4	Gambling	0	0	
	Missing Persons	8	3	Family Offenses	57	63	
	Suicides	0	0	DUI	13	8	
	Suspicious Activity	18	17	Liquor Laws	3	2	
	Traffic Accidents	76	86	Drunkenness	11	8	
	All Other	261	220	Disorderly Conduct	7	10	
NON-UCR TOTALS		386	348	All Other Offenses	278	163	
TOTALS	PART I OFFENSES	229	194	Curfew/Loitering	1	0	
	PART II OFFENSES	752	504	Runaway	6	0	
	NON-UCR OFFENSES	386	348	PART II TOTALS	752	504	
	TOTAL	1367	1046				

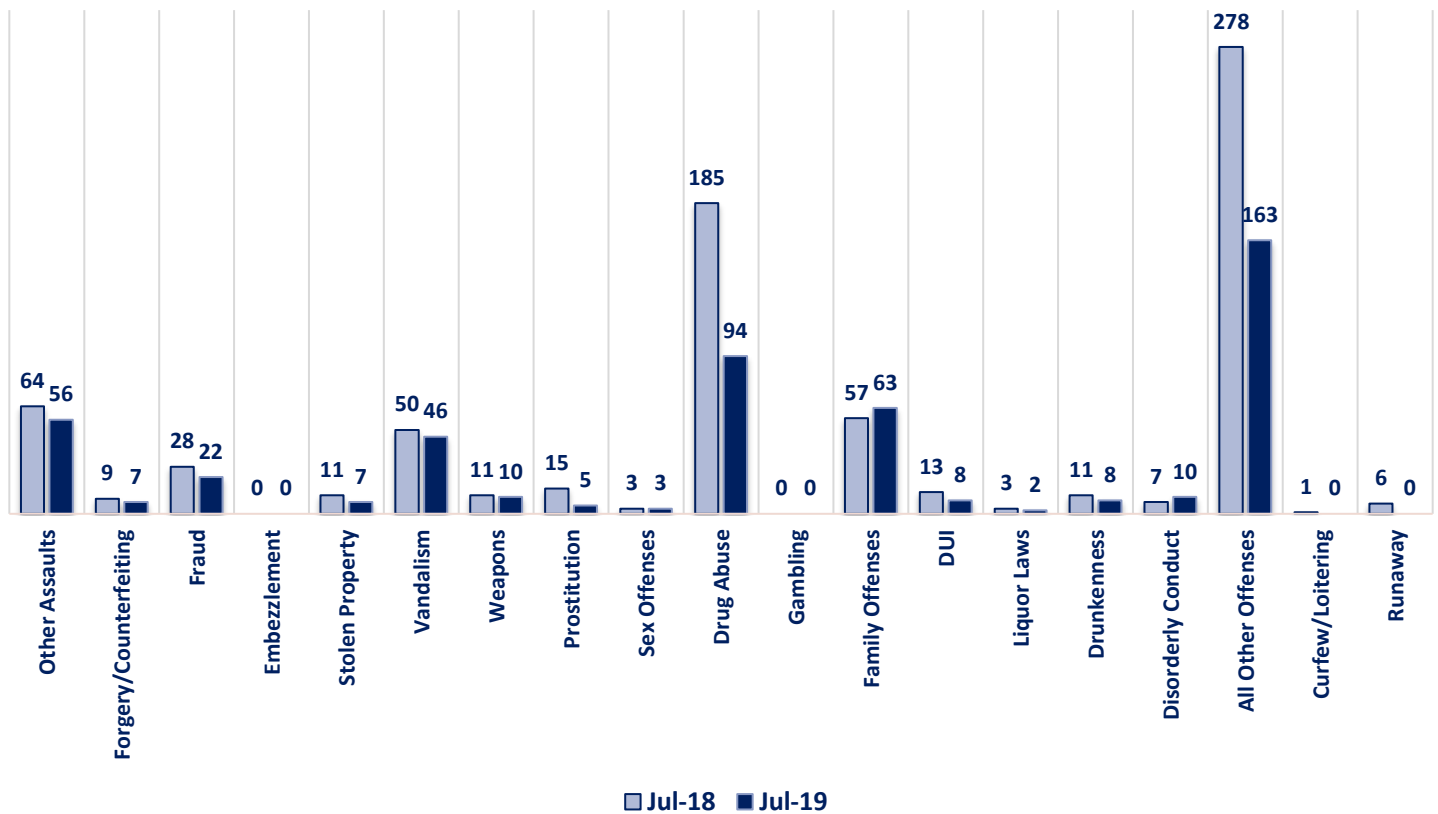
JULY 2019 - PART I & II OFFENSE PERCENTAGES



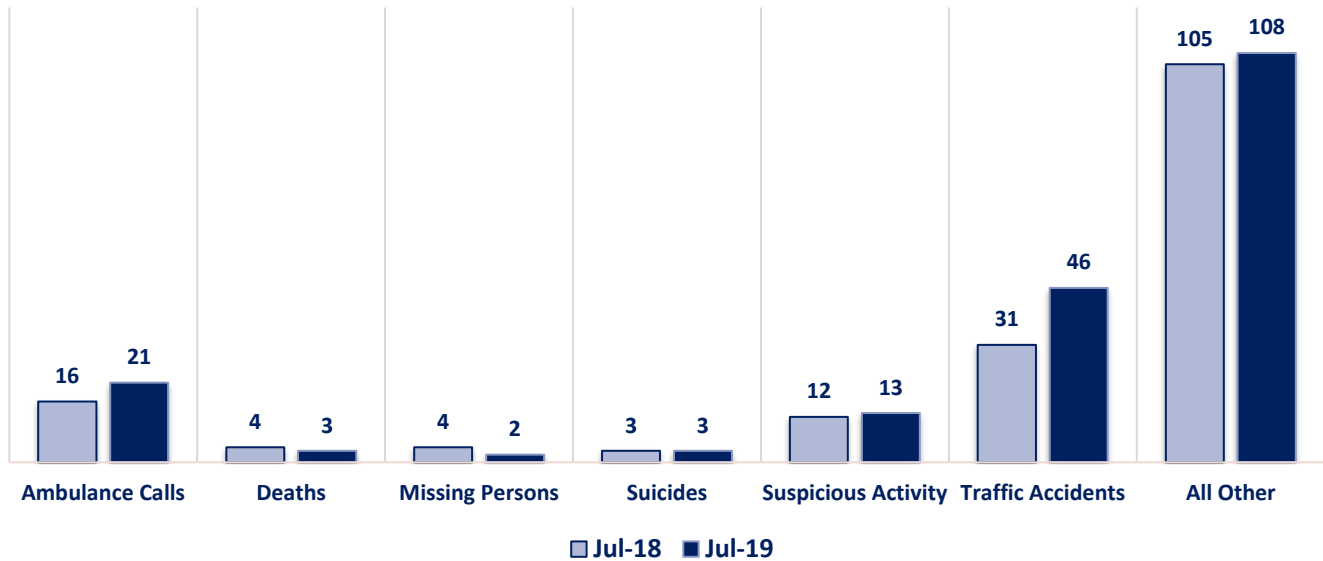
Part I Offenses



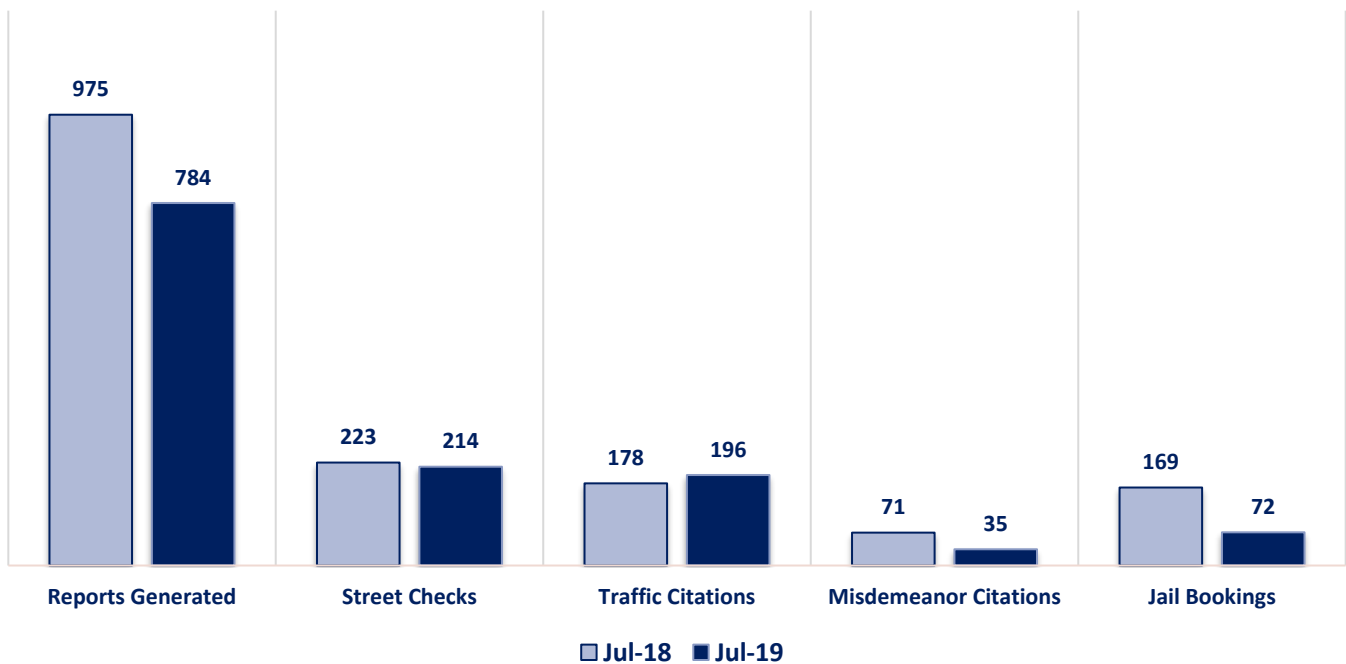
Part II Offenses



Non-UCR Offenses

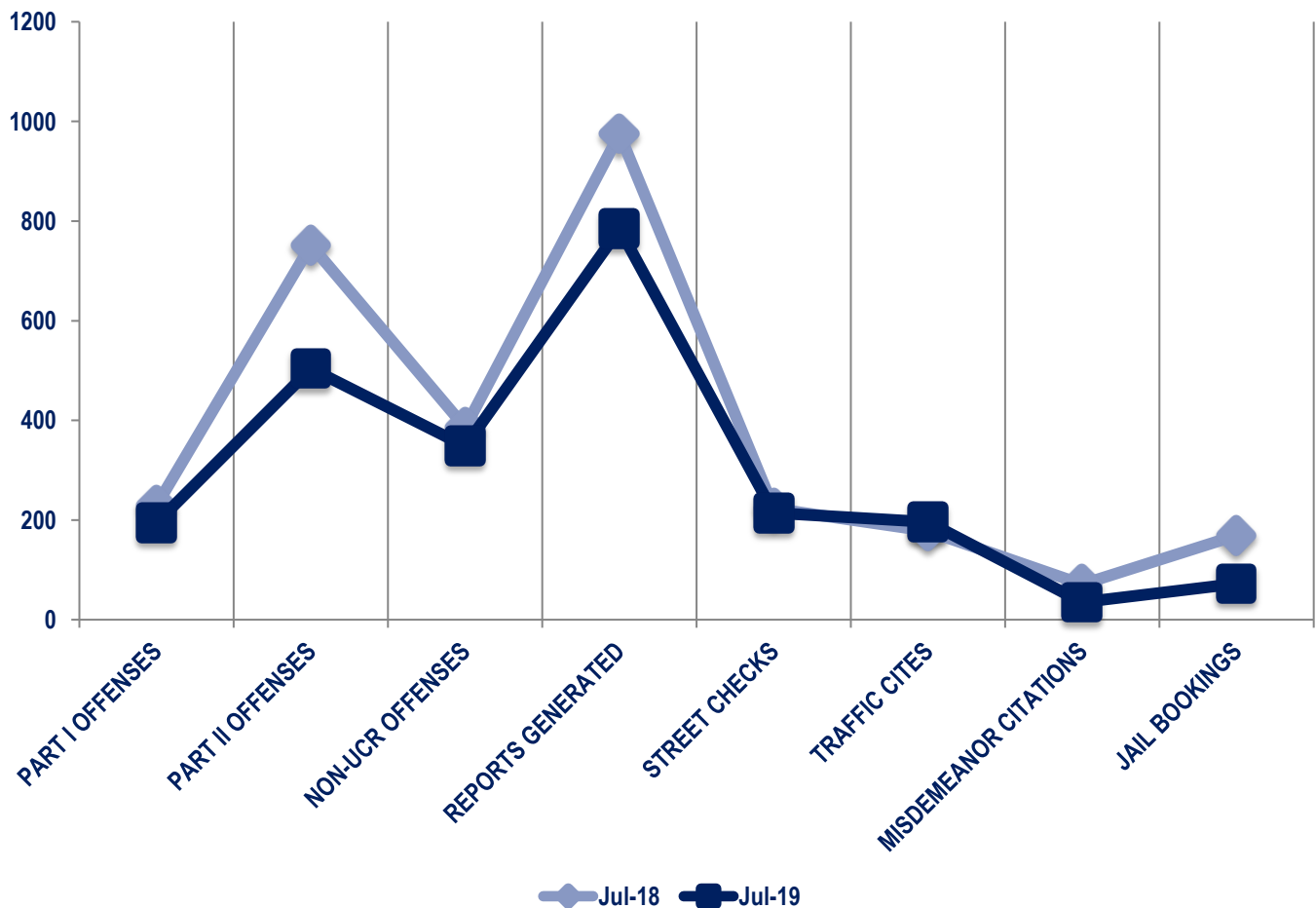


Other Event Totals



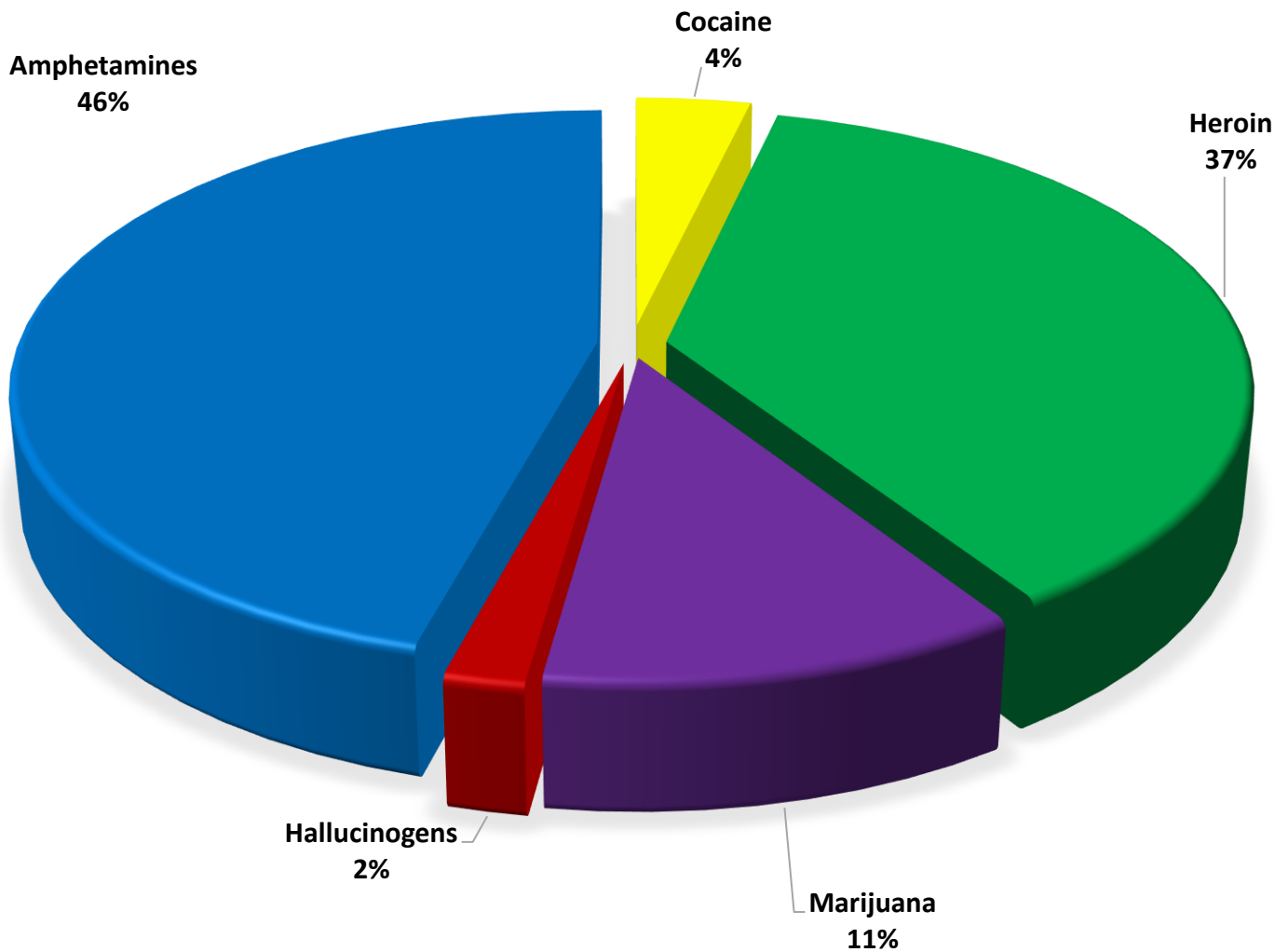
Combined Offense/Event Trends

	JULY 2018	JULY 2019
Part I Offenses	229	194
Part II Offenses	752	504
NonUCR Offenses	386	348
Reports Generated	975	784
Street Checks	223	214
Traffic Citations	178	196
Misdemeanor Citations	71	35
Jail Bookings	169	72

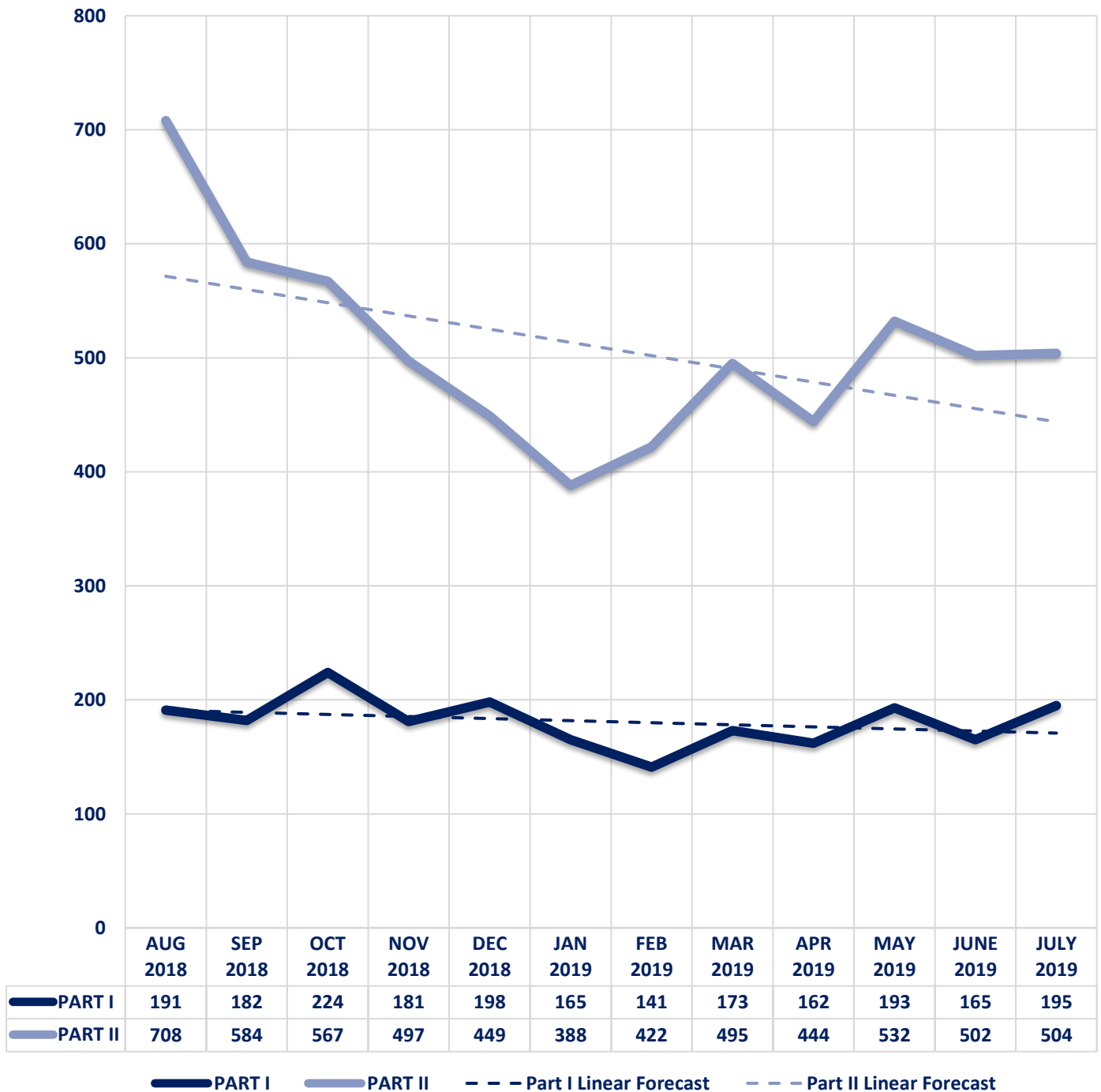


Seized Drugs

TYPE	DOSES	STREET VALUE
Cocaine	96.0	\$ 960.00
Heroin	962.4	\$ 9,624.41
Marijuana	297.4	\$ 1,784.31
Hallucinogens	50.3	\$ 100.53
Amphetamines	1188.4	\$ 11,884.00
TOTAL	2594.5	\$ 24,353.25



Part I & II Offenses - One Year





CITY COUNCIL DISTRICT #2

MONTHLY OFFENSE SUMMARY

AUGUST 2019

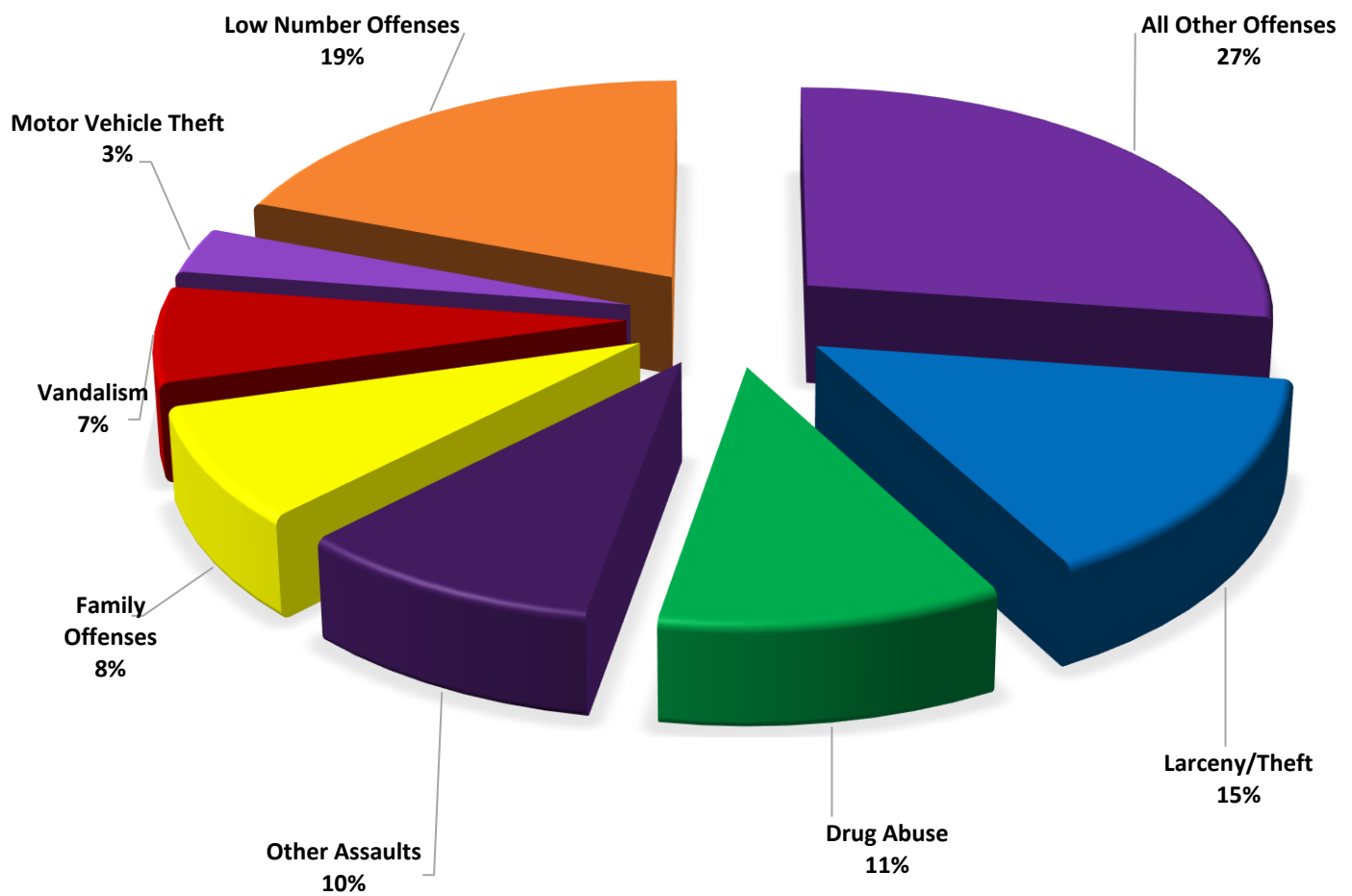
These figures represent preliminary counts of original Police Incident Reports and include all offenses within the above listed City Council District only. Full statistical analysis to determine the confidence level of this data has not been performed. The results contained herein are approximate in relation to the listed area and may not fully coincide with data shown in other areas of SLCPD's Crime Statistics page such as Calls for Service, Crimes Trending, and Crime Reports due to and reflective of departmental procedures that were in place at the time the event occurred and the date this data was compiled. Results displayed are not distinguished as attempted or completed crimes, do not include other calls for police service, and only represent police service where a report was made. Police Incident Reports are classified by primary offense categories as defined by the Uniform Crime Reporting (UCR) system, however for this report all offenses are included, and each incident may have more than one offense listed on it. In cases where there is more than one offense listed, all offenses are counted individually. Although every reasonable verification effort is made, the accuracy of any data is subject to the constraints of the report generation process as well as the manner, format, and point in time of any query.

PART I OFFENSES:	Chosen by the FBI as Part I Offenses because they are serious crimes that occur with regularity in all areas of the country and are likely to be reported to Police.
PART II OFFENSES:	All other crimes other than the eight Part I Offenses. The Uniform Crime Reporting Program gathers only arrest data for Part II Offenses, however, SLCPD results displayed in this document display all Part II Offenses, regardless of the presence of arrest data.
ALL OTHER OFFENSES:	Under the Part II Offense section, 'All Other Offenses' include Peeping Tom, Trespass, Kidnap/Abduction, Pornography, Extortion/Blackmail, Bribery, Warrants, Sexual Offenses, Obstruction, Public Peace, and Hit & Run.
NON-UCR OFFENSES:	Non-UCR Offenses include reports for all other offenses not classified as a Part I or Part II Offense. Results displayed separate some of these offenses such as Ambulance Calls, Deaths, Missing Persons, Suicides, Suspicious Activity, and Traffic Accidents.
ALL OTHER NON-UCR:	Under the Non-UCR category, 'All Other' include the remainder of offenses not classified as Part I or Part II and not separated from the Non-UCR Offenses. These include things such as Loud Parties, Barking Dogs, Mentally Ill Subjects, Citizen Assistance, etc.
LOW NUMBER OFFENSES:	On page two, in the interest of space and allowing for easier viewing, the category titled 'Low Number Offenses' include Part I and Part II Offenses from page one that have totals under the amount of 23.

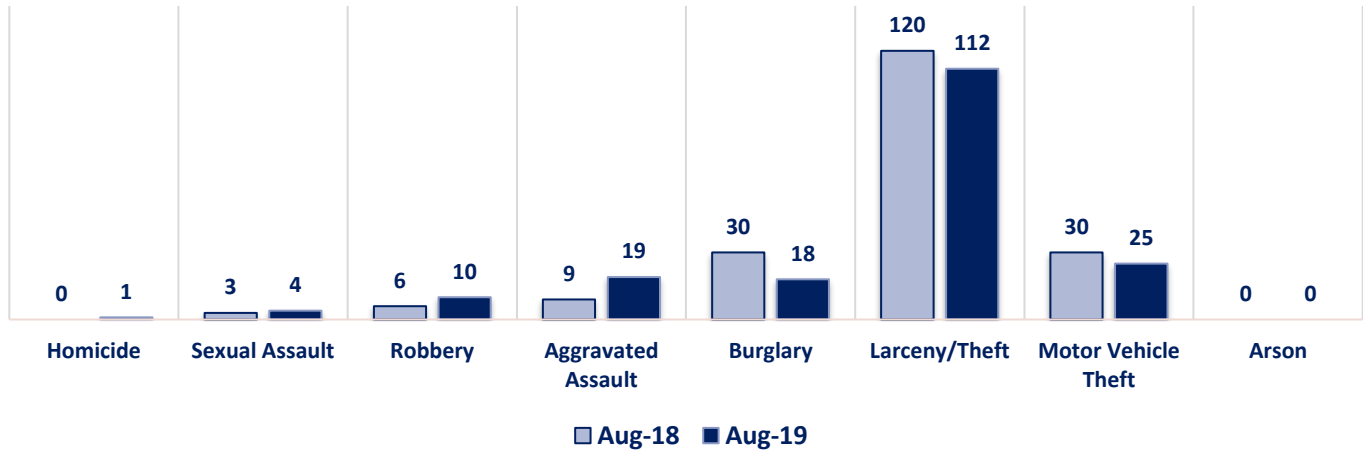
Offenses

PART I OFFENSES	OFFENSE	AUG 18	AUG 19	OFFENSE	AUG 18	AUG 19	PART II OFFENSES
	Homicide	0	1	Other Assaults	77	73	
	Sexual Assault	3	4	Forgery/Counterfeit	13	5	
	Robbery	6	10	Fraud	26	23	
	Aggravated Assault	9	19	Embezzlement	0	0	
	Burglary	30	18	Stolen Property	4	4	
	Larceny/Theft	120	112	Vandalism	53	52	
	Motor Vehicle Theft	30	25	Weapons	8	10	
	Arson	0	0	Prostitution	29	2	
NON-UCR OFFENSES	PART I TOTALS	198	189	Sex Offenses	8	7	PART II OFFENSES
	Ambulance Calls	16	21	Drug Abuse	161	81	
	Deaths	4	7	Gambling	1	0	
	Missing Persons	5	6	Family Offenses	54	62	
	Suicides	0	1	DUI	14	7	
	Suspicious Activity	17	16	Liquor Laws	5	3	
	Traffic Accidents	91	86	Drunkenness	6	8	
	All Other	242	212	Disorderly Conduct	18	21	
	NON-UCR TOTALS	375	349	All Other Offenses	237	207	
TOTALS	PART I OFFENSES	198	189	Curfew/Loitering	0	0	PART II OFFENSES
	PART II OFFENSES	720	569	Runaway	6	4	
	NON-UCR OFFENSES	375	349	PART II TOTALS	720	569	
	TOTAL	1293	1107				

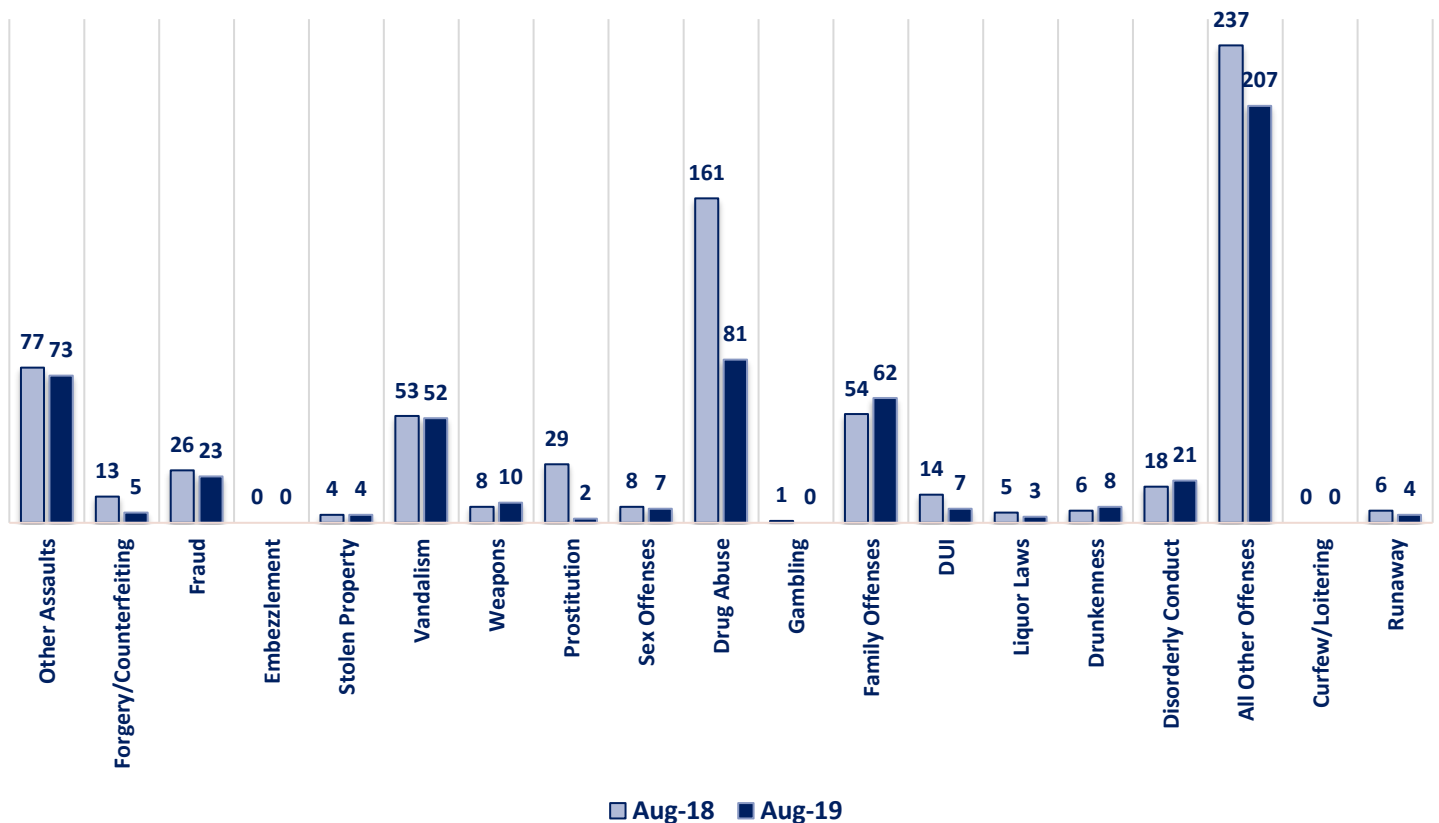
AUGUST 2019 - PART I & II OFFENSE PERCENTAGES



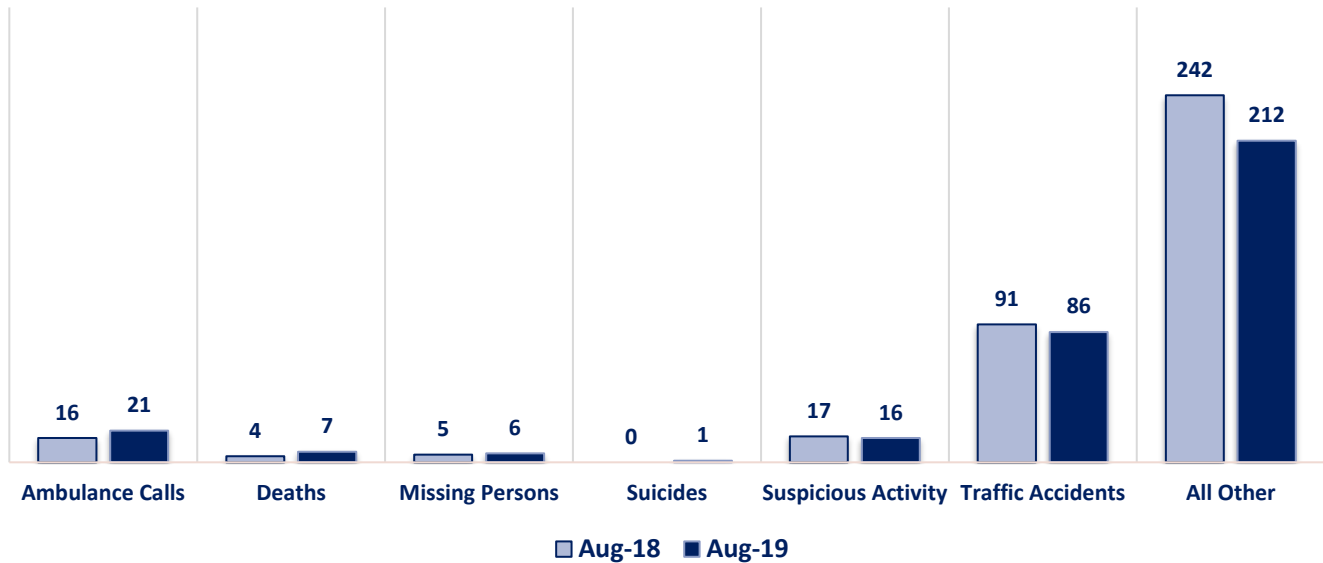
Part I Offenses



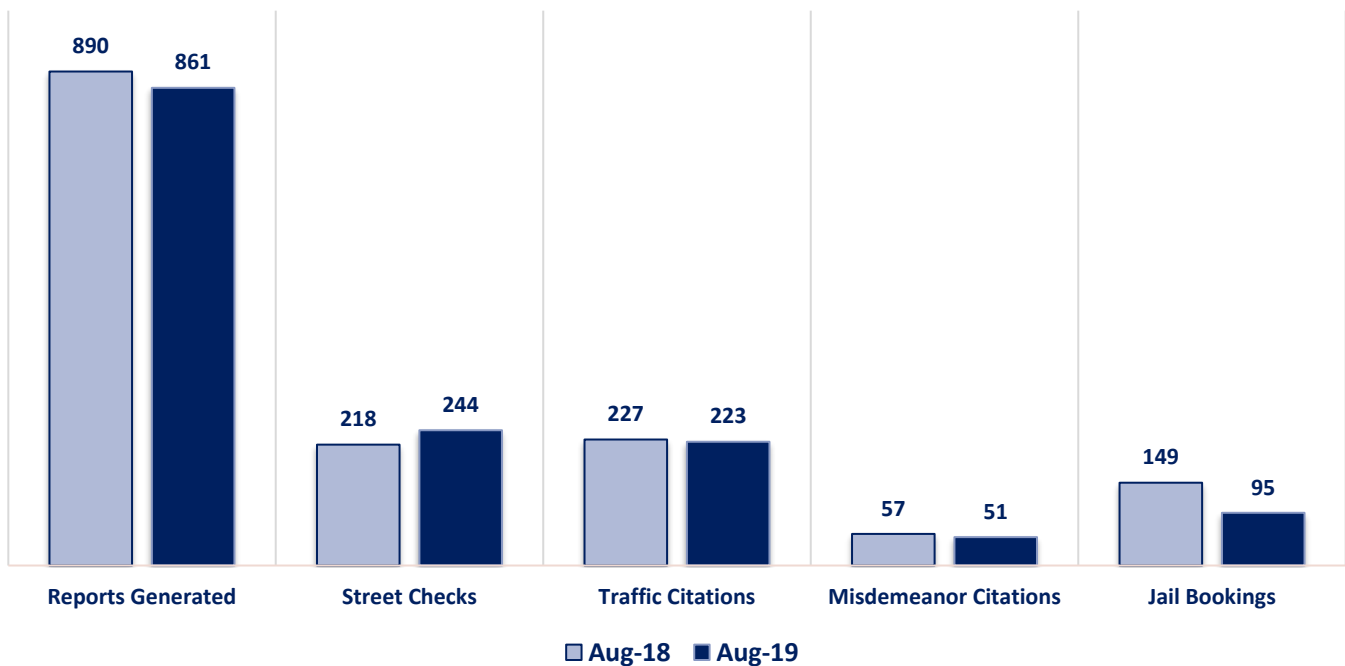
Part II Offenses



Non-UCR Offenses

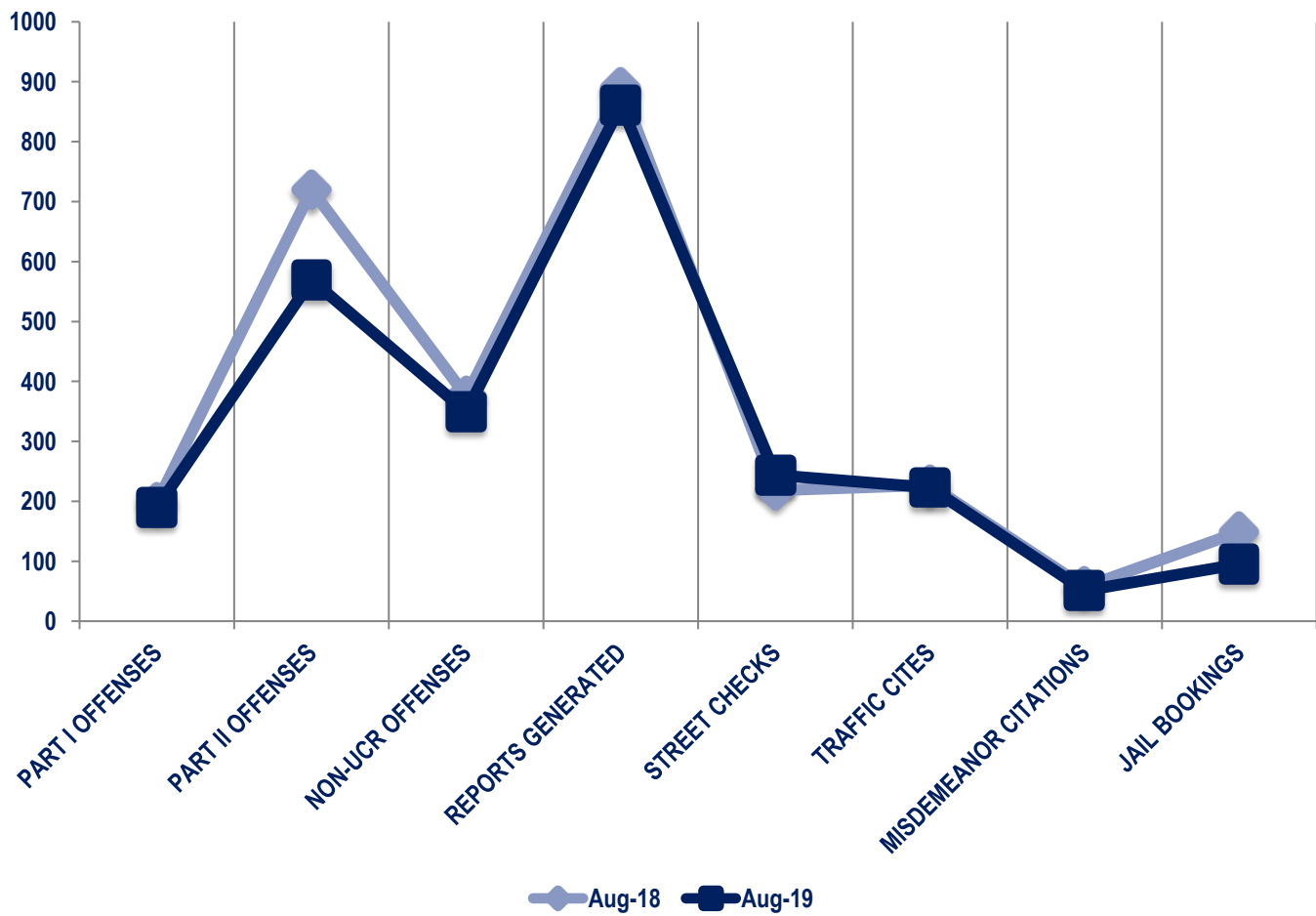


Other Event Totals



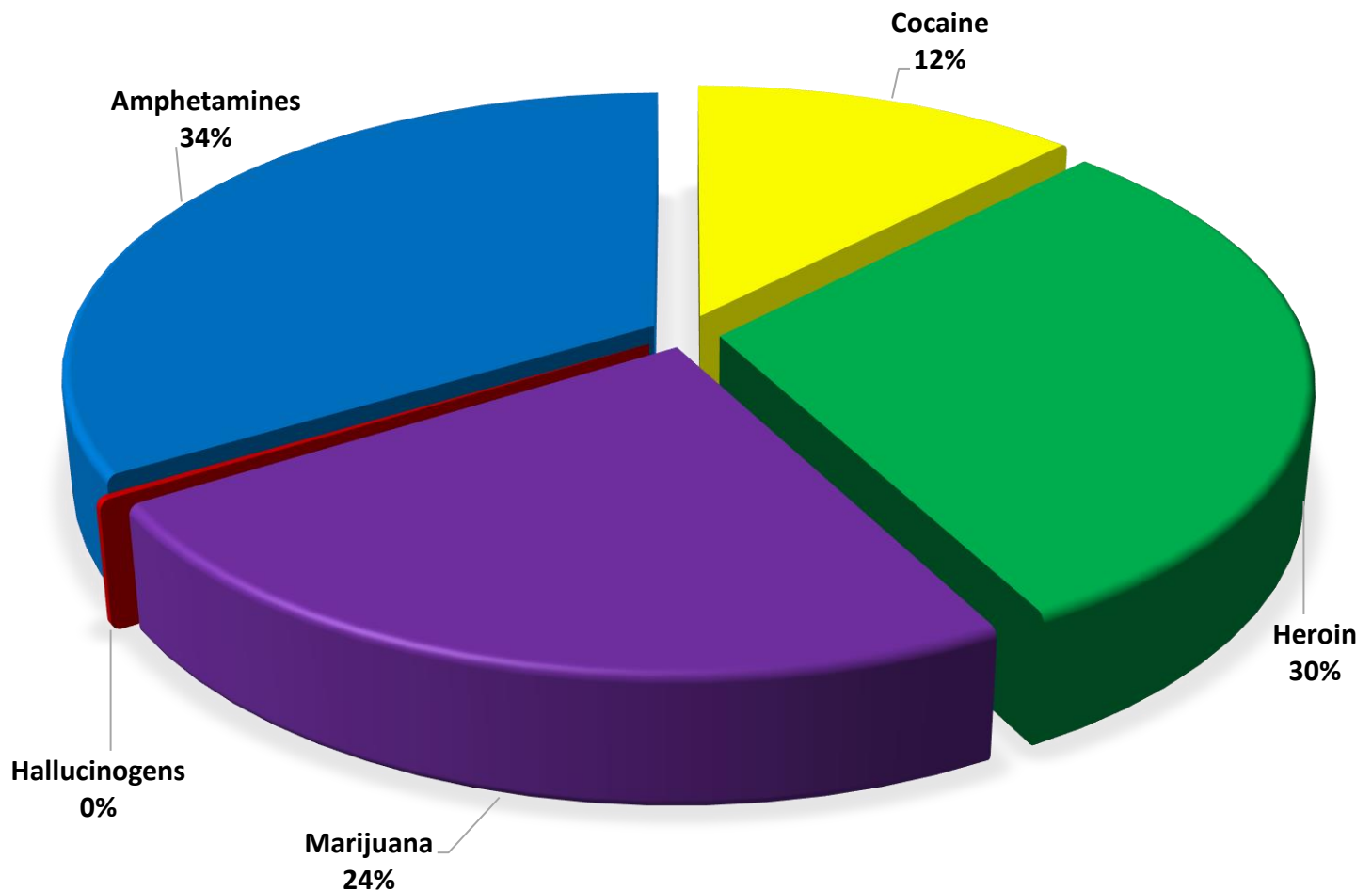
Combined Offense/Event Trends

	AUG 2018	AUG 2019
Part I Offenses	198	189
Part II Offenses	720	569
NonUCR Offenses	375	349
Reports Generated	890	861
Street Checks	218	244
Traffic Citations	227	223
Misdemeanor Citations	57	51
Jail Bookings	149	95

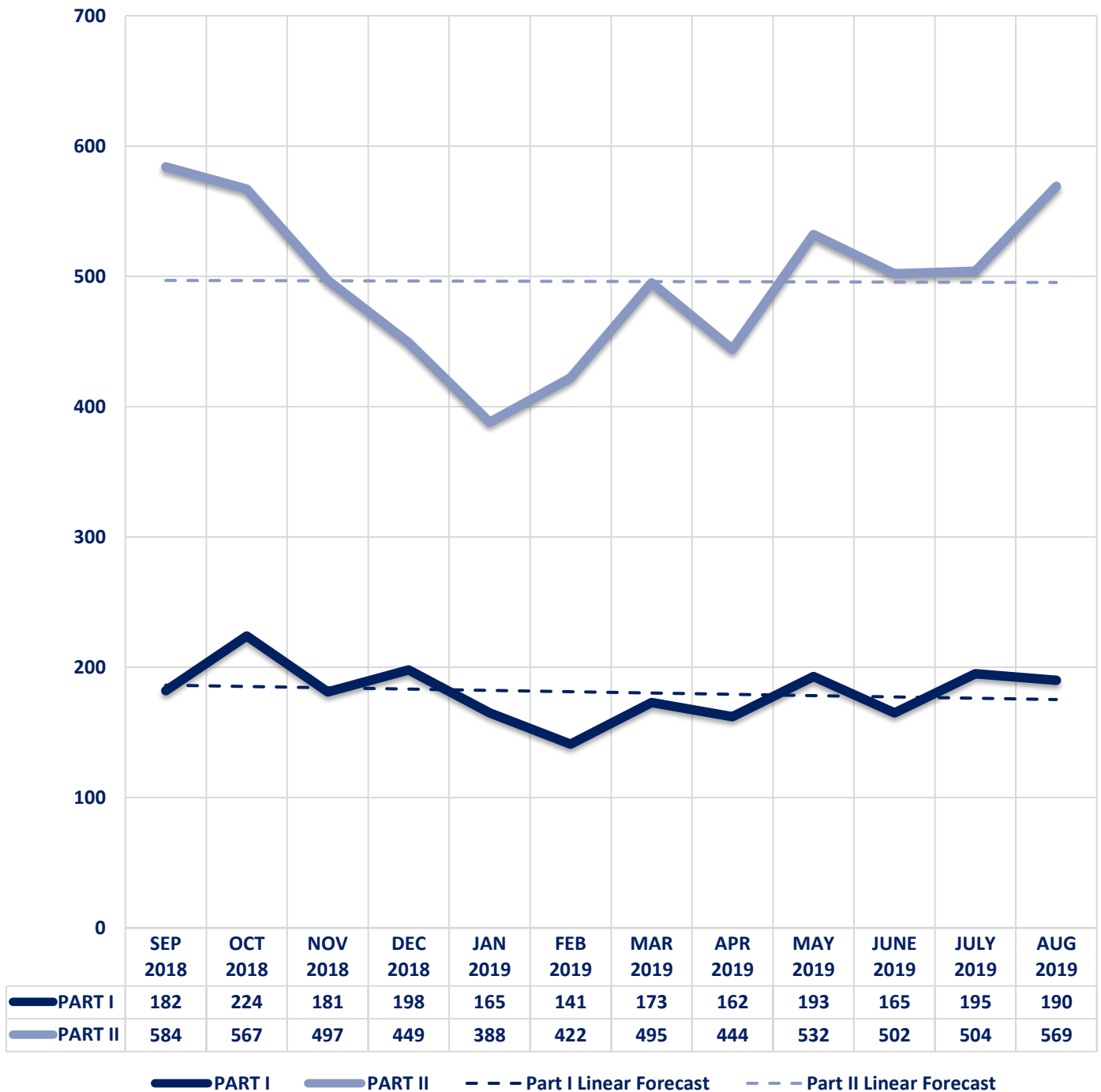


Seized Drugs

TYPE	DOSES	STREET VALUE
Cocaine	177.0	\$ 1,770.00
Heroin	429.1	\$ 4,291.00
Marijuana	344.5	\$ 2,066.70
Hallucinogens	3.5	\$ 7.05
Amphetamines	482.0	\$ 4,820.00
TOTAL	1436.1	\$ 12,954.76



Part I & II Offenses - One Year





CITY COUNCIL DISTRICT #2

MONTHLY OFFENSE SUMMARY

SEPTEMBER 2019

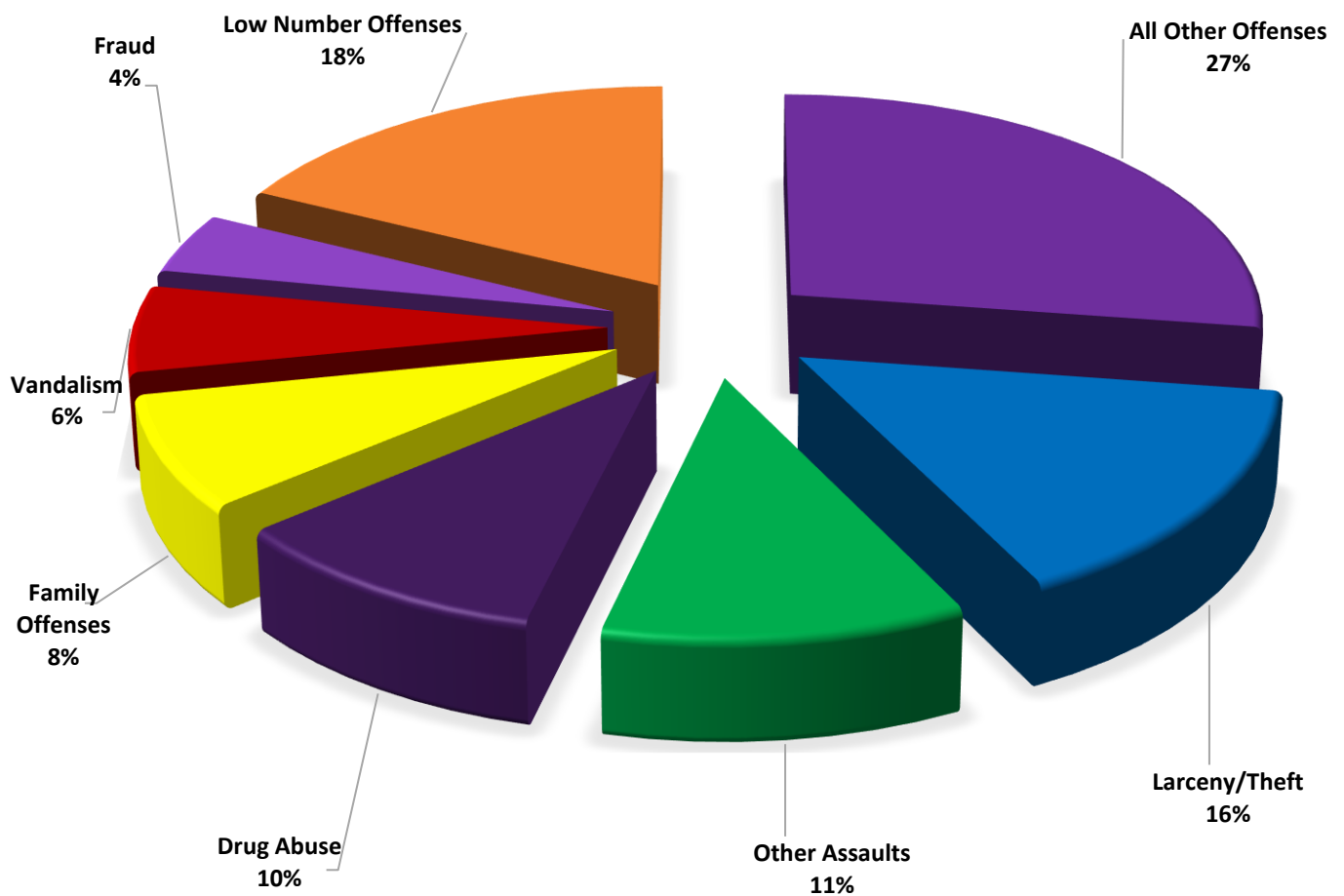
These figures represent preliminary counts of original Police Incident Reports and include all offenses within the above listed City Council District only. Full statistical analysis to determine the confidence level of this data has not been performed. The results contained herein are approximate in relation to the listed area and may not fully coincide with data shown in other areas of SLCPD's Crime Statistics page such as Calls for Service, Crimes Trending, and Crime Reports due to and reflective of departmental procedures that were in place at the time the event occurred and the date this data was compiled. Results displayed are not distinguished as attempted or completed crimes, do not include other calls for police service, and only represent police service where a report was made. Police Incident Reports are classified by primary offense categories as defined by the Uniform Crime Reporting (UCR) system, however for this report all offenses are included, and each incident may have more than one offense listed on it. In cases where there is more than one offense listed, all offenses are counted individually. Although every reasonable verification effort is made, the accuracy of any data is subject to the constraints of the report generation process as well as the manner, format, and point in time of any query.

PART I OFFENSES:	Chosen by the FBI as Part I Offenses because they are serious crimes that occur with regularity in all areas of the country and are likely to be reported to Police.
PART II OFFENSES:	All other crimes other than the eight Part I Offenses. The Uniform Crime Reporting Program gathers only arrest data for Part II Offenses, however, SLCPD results displayed in this document display all Part II Offenses, regardless of the presence of arrest data.
ALL OTHER OFFENSES:	Under the Part II Offense section, 'All Other Offenses' include Peeping Tom, Trespass, Kidnap/Abduction, Pornography, Extortion/Blackmail, Bribery, Warrants, Sexual Offenses, Obstruction, Public Peace, and Hit & Run.
NON-UCR OFFENSES:	Non-UCR Offenses include reports for all other offenses not classified as a Part I or Part II Offense. Results displayed separate some of these offenses such as Ambulance Calls, Deaths, Missing Persons, Suicides, Suspicious Activity, and Traffic Accidents.
ALL OTHER NON-UCR:	Under the Non-UCR category, 'All Other' include the remainder of offenses not classified as Part I or Part II and not separated from the Non-UCR Offenses. These include things such as Loud Parties, Barking Dogs, Mentally Ill Subjects, Citizen Assistance, etc.
LOW NUMBER OFFENSES:	On page two, in the interest of space and allowing for easier viewing, the category titled 'Low Number Offenses' include Part I and Part II Offenses from page one that have totals under the amount of 28.

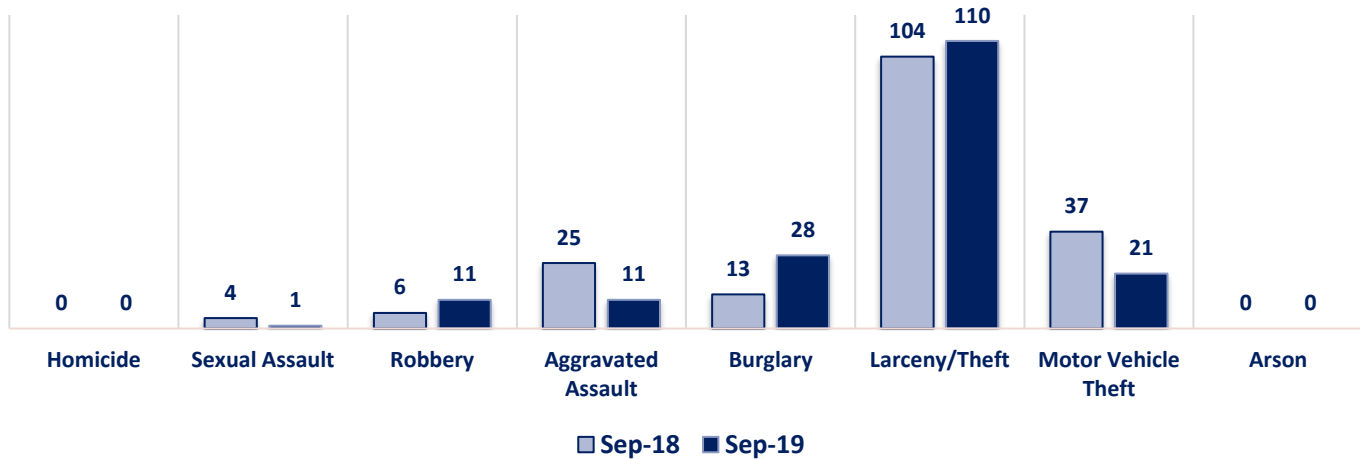
Offenses

PART I OFFENSES	OFFENSE	SEPT 18	SEPT 19	OFFENSE	SEPT 18	SEPT 19	PART II OFFENSES
	Homicide	0	0	Other Assaults	67	80	
	Sexual Assault	4	1	Forgery/Counterfeit	10	10	
	Robbery	6	11	Fraud	31	31	
	Aggravated Assault	25	11	Embezzlement	1	0	
	Burglary	13	28	Stolen Property	9	6	
	Larceny/Theft	104	110	Vandalism	47	44	
	Motor Vehicle Theft	37	21	Weapons	13	7	
	Arson	0	0	Prostitution	13	1	
NON-UCR OFFENSES	PART I TOTALS	189	182	Sex Offenses	2	1	
	Ambulance Calls	17	16	Drug Abuse	118	73	
	Deaths	2	6	Gambling	0	1	
	Missing Persons	7	8	Family Offenses	53	57	
	Suicides	0	0	DUI	8	9	
	Suspicious Activity	17	18	Liquor Laws	5	1	
	Traffic Accidents	76	91	Drunkenness	15	4	
	All Other	205	245	Disorderly Conduct	17	9	
	NON-UCR TOTALS	324	384	All Other Offenses	192	196	
TOTALS	PART I OFFENSES	189	182	Curfew/Loitering	0	0	
	PART II OFFENSES	606	536	Runaway	5	6	
	NON-UCR OFFENSES	324	384	PART II TOTALS	606	536	
	TOTAL	1119	1102				

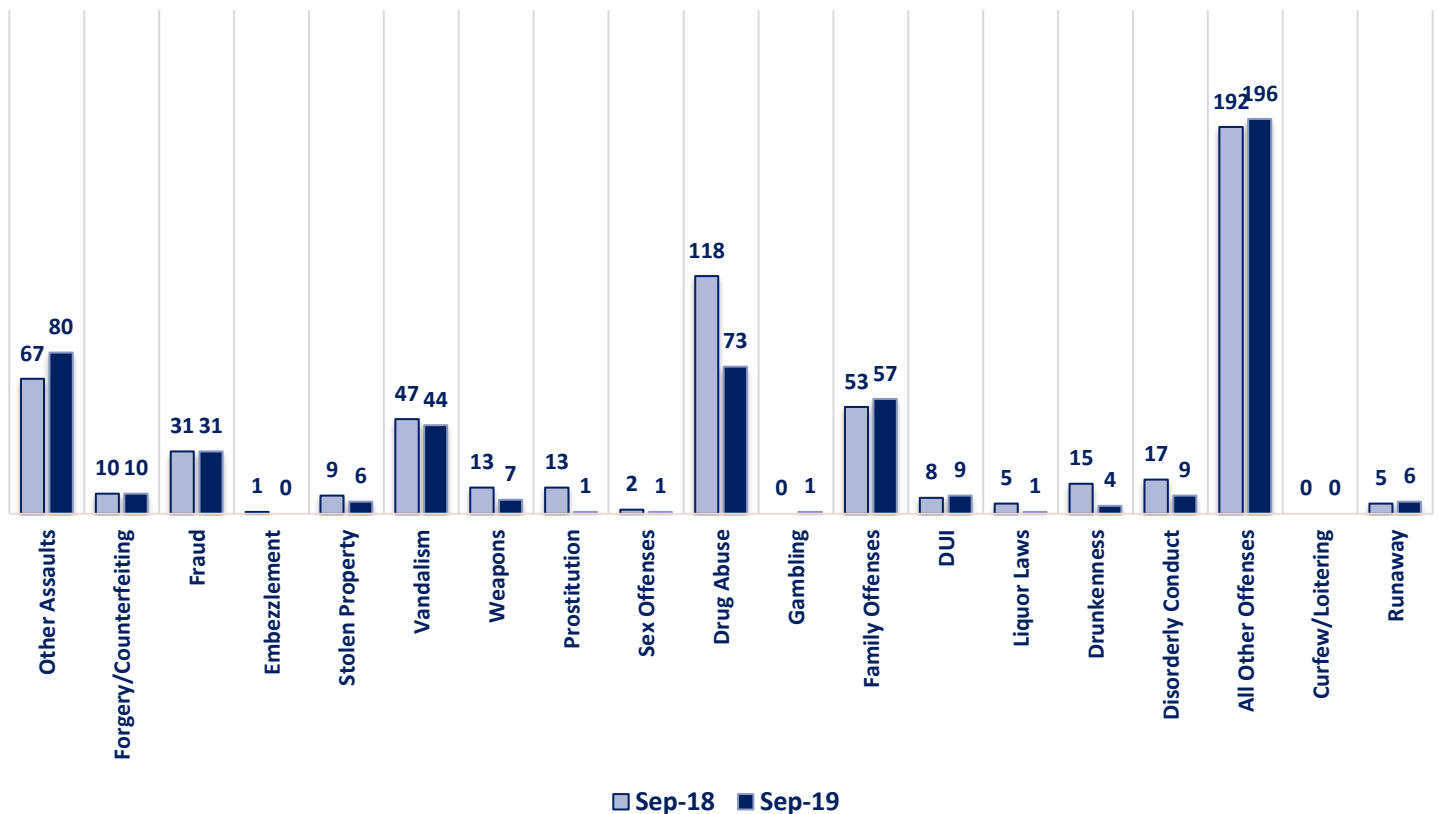
SEPTEMBER 2019 - PART I & II OFFENSE PERCENTAGES



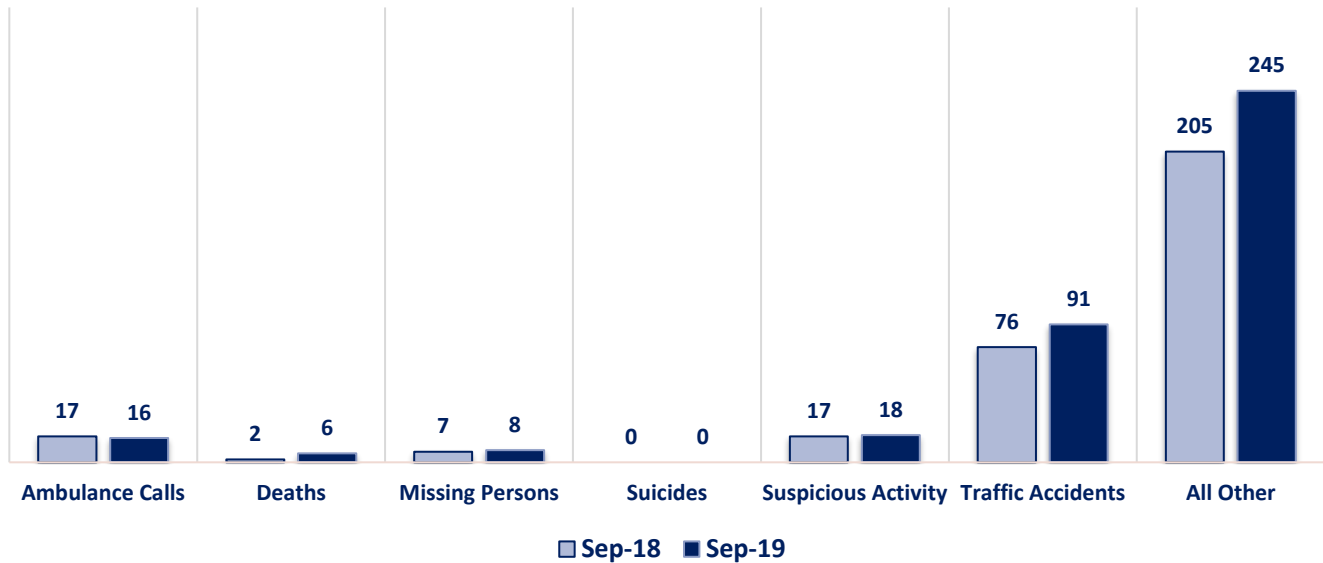
Part I Offenses



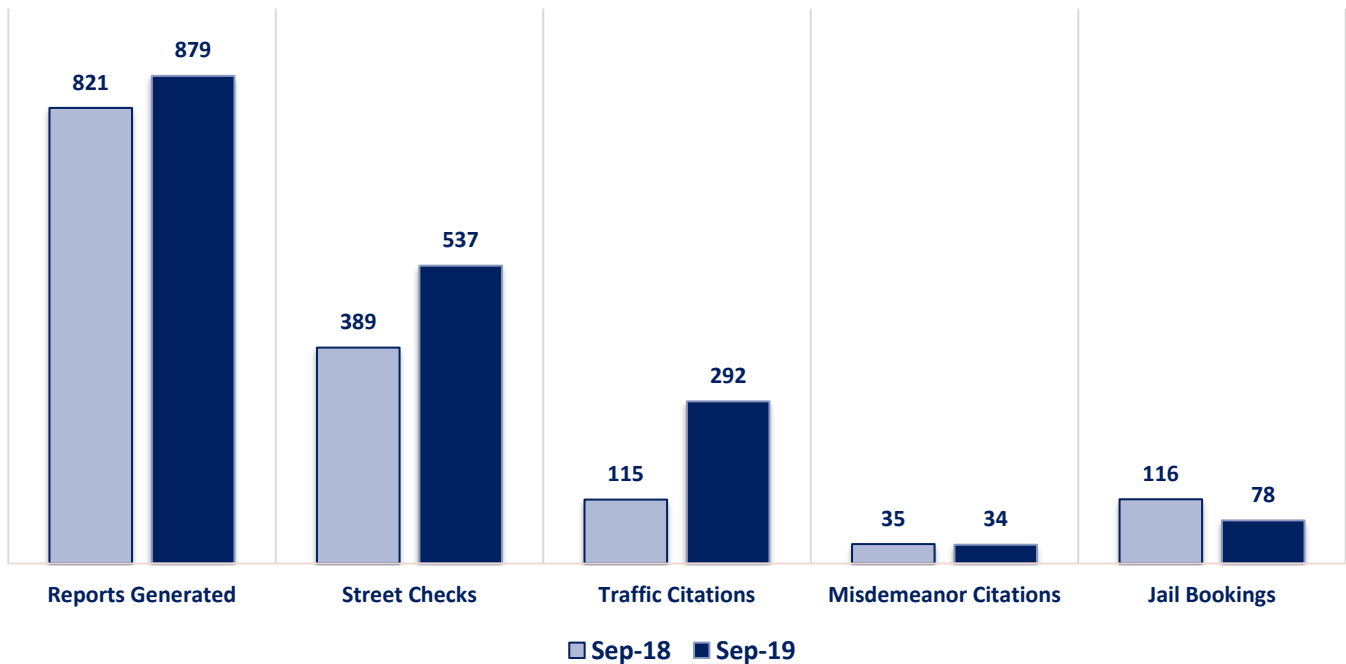
Part II Offenses



Non-UCR Offenses

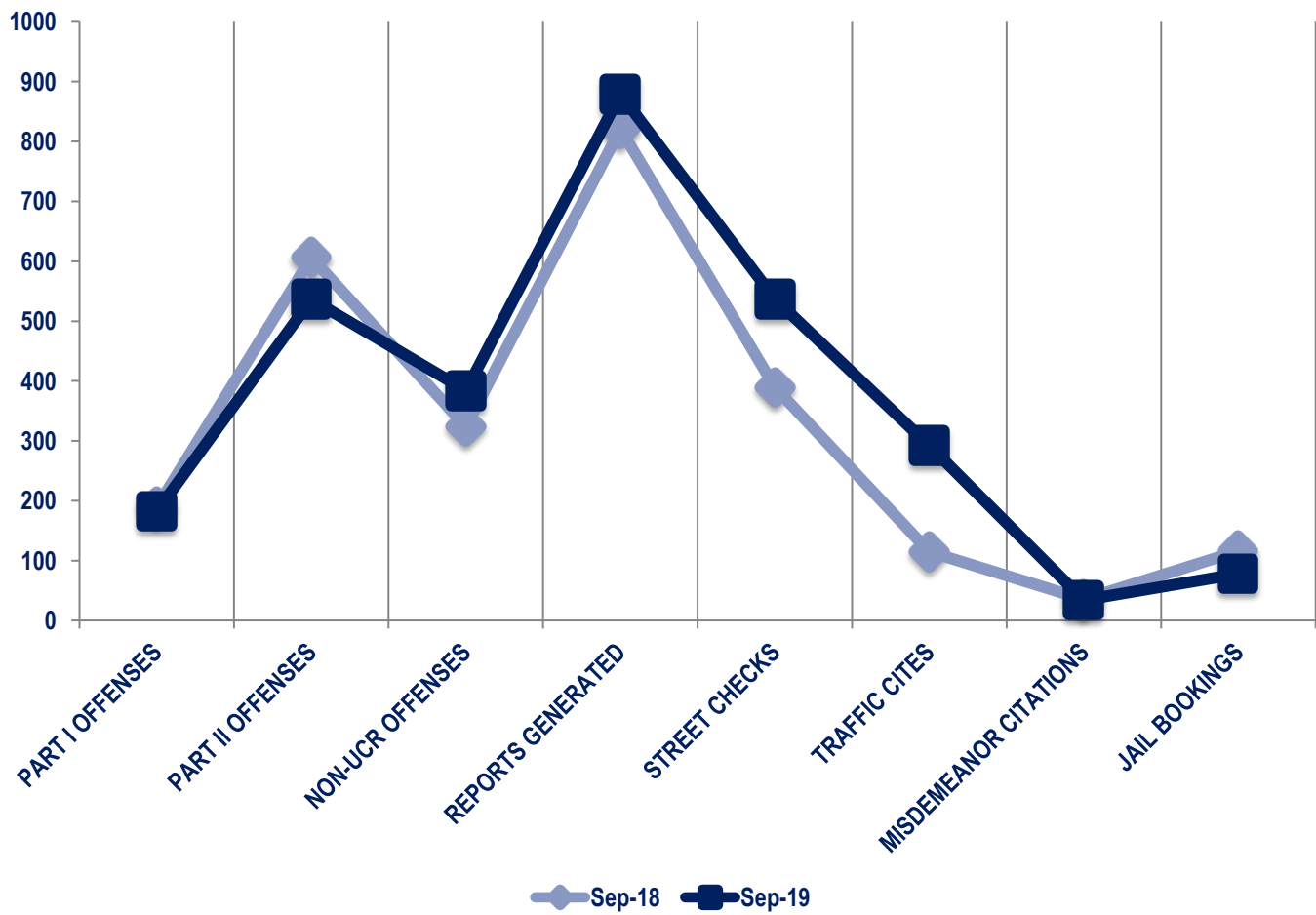


Other Event Totals



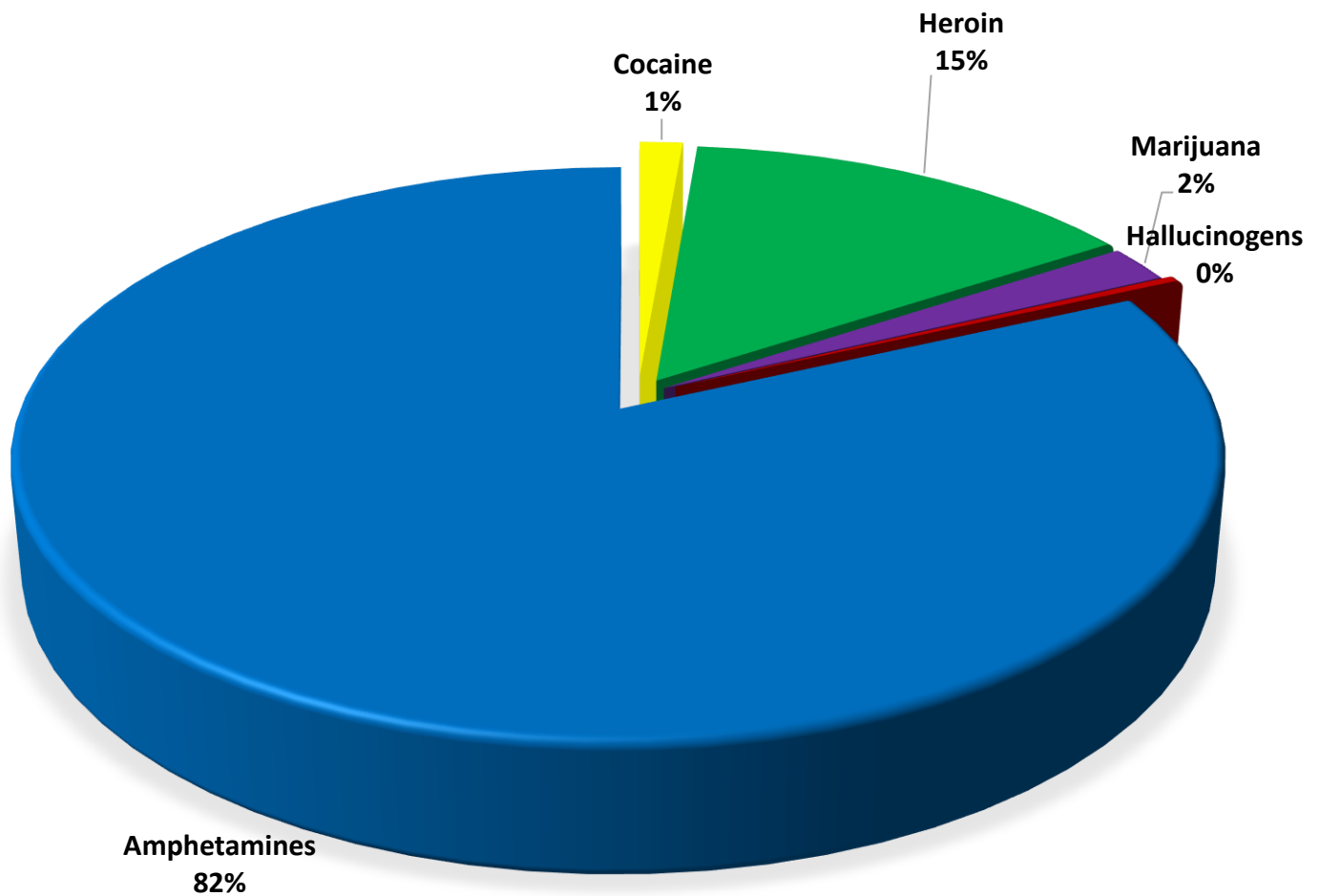
Combined Offense/Event Trends

	SEPT 2018	SEPT 2019
Part I Offenses	189	182
Part II Offenses	606	536
NonUCR Offenses	324	384
Reports Generated	821	879
Street Checks	389	537
Traffic Citations	115	292
Misdemeanor Citations	35	34
Jail Bookings	116	78

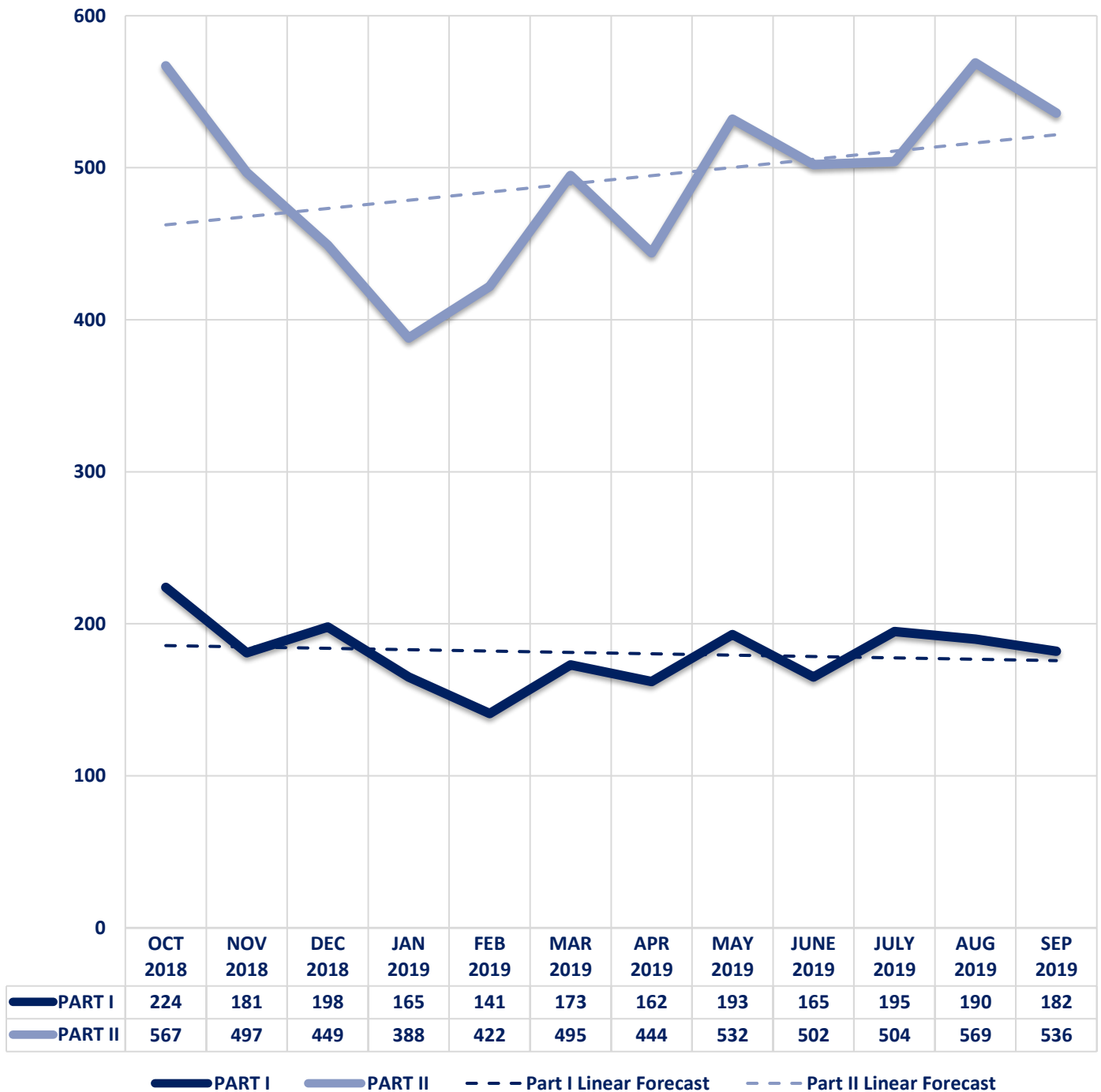


Seized Drugs

TYPE	DOSES	STREET VALUE
Cocaine	69.0	\$ 690.00
Heroin	736.0	\$ 7,360.00
Marijuana	106.6	\$ 639.52
Hallucinogens	16.2	\$ 32.34
Amphetamines	4170.2	\$ 41,702.00
TOTAL	5098.0	\$ 50,423.86



Part I & II Offenses - One Year





CITY COUNCIL DISTRICT #2 MONTHLY OFFENSE SUMMARY

OCTOBER 2019

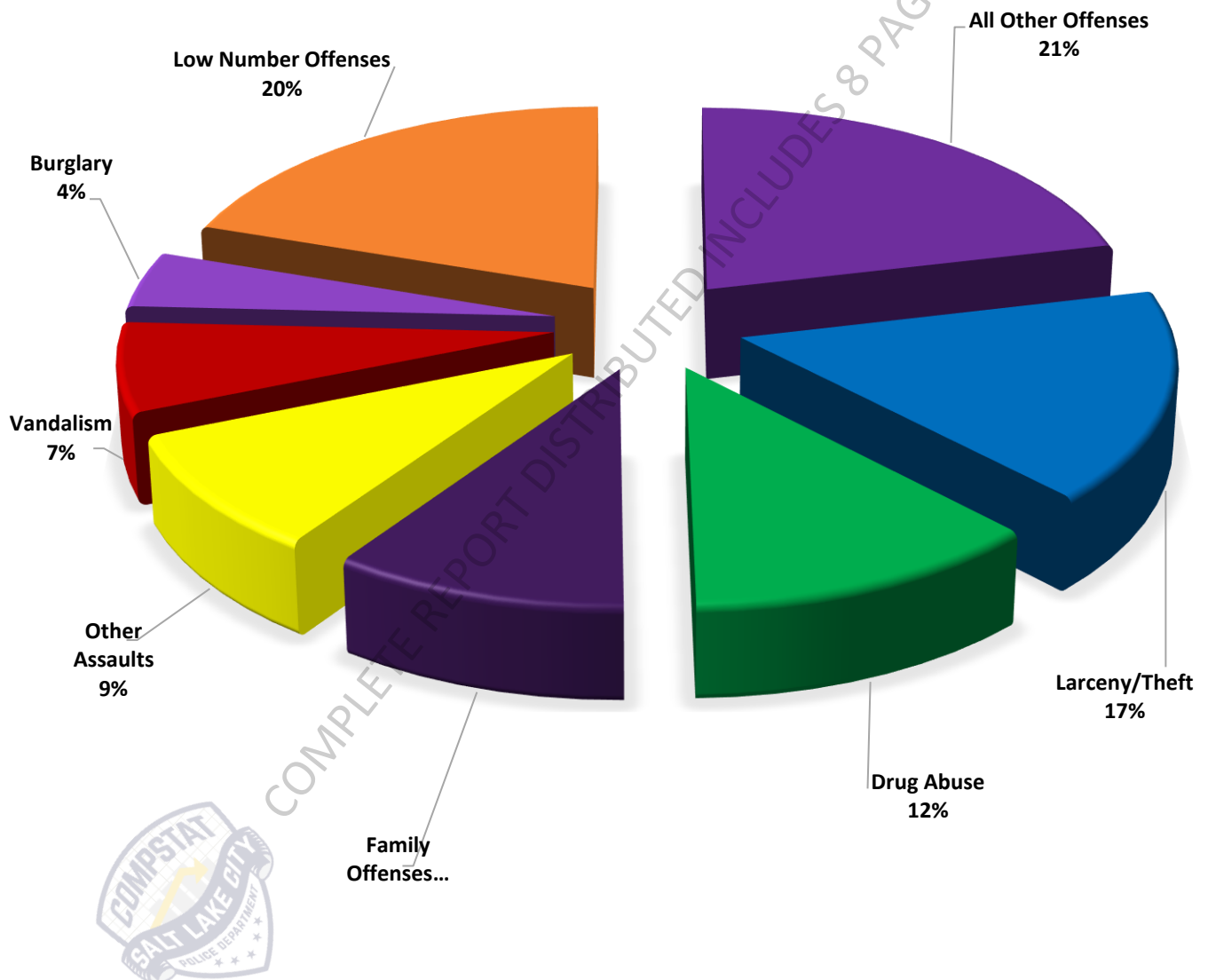
These figures represent preliminary counts of original Police Incident Reports and include all offenses within the above listed City Council District only. Full statistical analysis to determine the confidence level of this data has not been performed. The results contained herein are approximate in relation to the listed area and may not fully coincide with data shown in other areas of SLCPD's Crime Statistics page such as Calls for Service, Crimes Trending, and Crime Reports due to and reflective of departmental procedures that were in place at the time the event occurred and the date this data was compiled. Results displayed are not distinguished as attempted or completed crimes, do not include other calls for police service, and only represent police service where a report was made. Police Incident Reports are classified by primary offense categories as defined by the Uniform Crime Reporting (UCR) system, however for this report all offenses are included, and each incident may have more than one offense listed on it. In cases where there is more than one offense listed, all offenses are counted individually. Although every reasonable verification effort is made, the accuracy of any data is subject to the constraints of the report generation process as well as the manner, format, and point in time of any query.

PART I OFFENSES:	Chosen by the FBI as Part I Offenses because they are serious crimes that occur with regularity in all areas of the country and are likely to be reported to Police.
PART II OFFENSES:	All other crimes other than the eight Part I Offenses. The Uniform Crime Reporting Program gathers only arrest data for Part II Offenses, however, SLCPD results displayed in this document display all Part II Offenses, regardless of the presence of arrest data.
ALL OTHER OFFENSES:	Under the Part II Offense section, 'All Other Offenses' include Peeping Tom, Trespass, Kidnap/Abduction, Pornography, Extortion/Blackmail, Bribery, Warrants, Sexual Offenses, Obstruction, Public Peace, and Hit & Run.
NON-UCR OFFENSES:	Non-UCR Offenses include reports for all other offenses not classified as a Part I or Part II Offense. Results displayed separate some of these offenses such as Ambulance Calls, Deaths, Missing Persons, Suicides, Suspicious Activity, and Traffic Accidents.
ALL OTHER NON-UCR:	Under the Non-UCR category, 'All Other' include the remainder of offenses not classified as Part I or Part II and not separated from the Non-UCR Offenses. These include things such as Loud Parties, Barking Dogs, Mentally Ill Subjects, Citizen Assistance, etc.
LOW NUMBER OFFENSES:	On page two, in the interest of space and allowing for easier viewing, the category titled 'Low Number Offenses' include Part I and Part II Offenses from page one that have totals under the amount of 26.

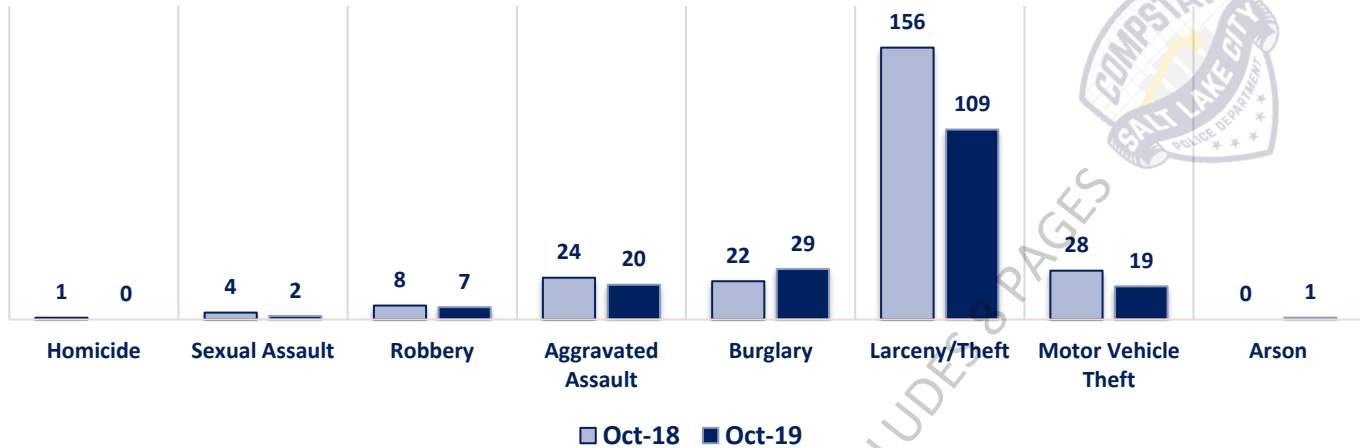
Offenses

PART I OFFENSES	OFFENSE	OCT 18	OCT 19	OFFENSE	OCT 18	OCT 19	PART II OFFENSES
	Homicide	1	0	Other Assaults	54	61	
	Sexual Assault	4	2	Forgery/Counterfeit	12	7	
	Robbery	8	7	Fraud	23	26	
	Aggravated Assault	24	20	Embezzlement	0	0	
	Burglary	22	29	Stolen Property	8	3	
	Larceny/Theft	156	109	Vandalism	54	46	
	Motor Vehicle Theft	28	19	Weapons	13	13	
NON-UCR OFFENSES	Arson	0	1	Prostitution	0	1	
	PART I TOTALS	243	187	Sex Offenses	6	2	
	Ambulance Calls	16	17	Drug Abuse	105	80	
	Deaths	2	6	Gambling	6	0	
	Missing Persons	11	9	Family Offenses	50	66	
	Suicides	0	0	DUI	13	6	
	Suspicious Activity	24	24	Liquor Laws	6	2	
	Traffic Accidents	102	80	Drunkenness	8	12	
TOTALS	All Other	225	209	Disorderly Conduct	14	5	
	NON-UCR TOTALS	380	345	All Other Offenses	208	142	
	PART I OFFENSES	243	187	Curfew/Loitering	0	0	
	PART II OFFENSES	586	478	Runaway	6	6	
	NON-UCR OFFENSES	380	345	PART II TOTALS	586	478	
	TOTAL	1209	1010				

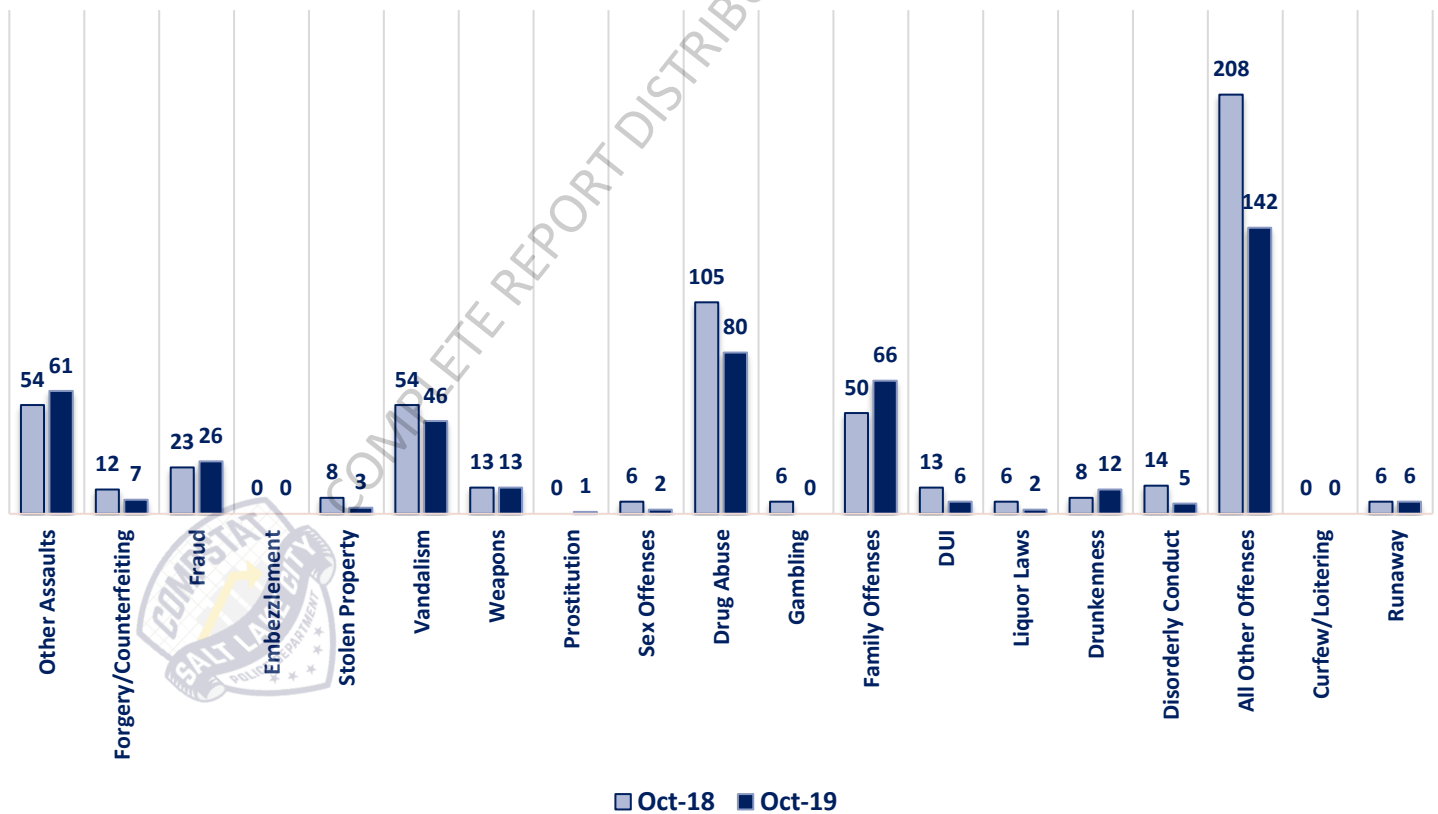
OCTOBER 2019 - PART I & II OFFENSE PERCENTAGES



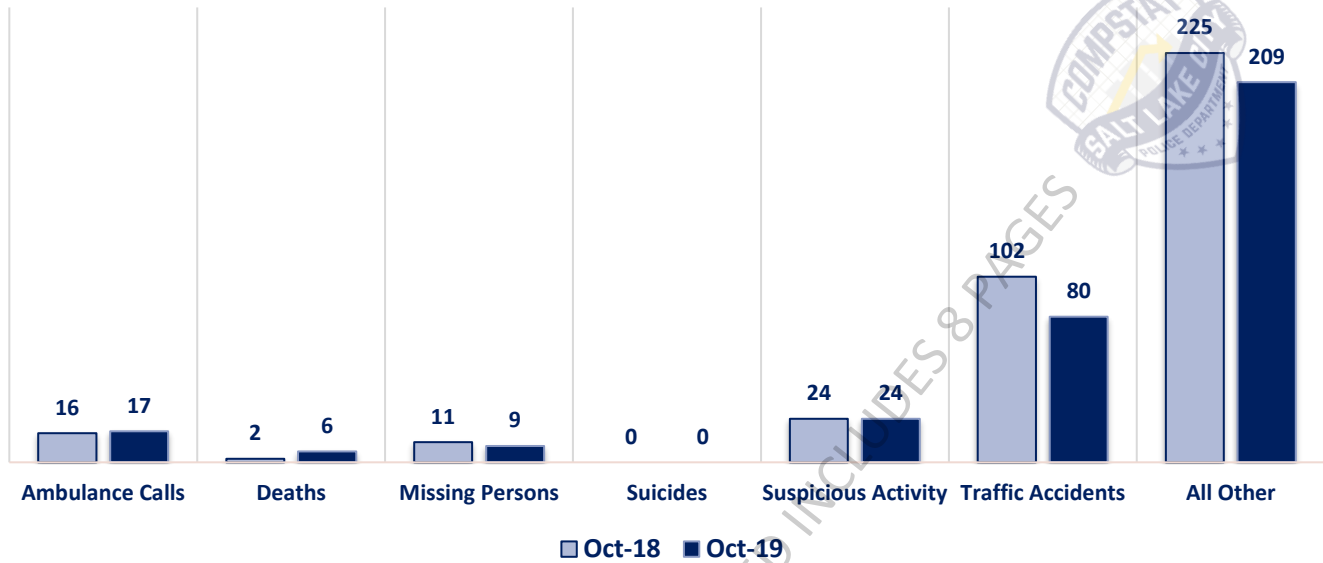
Part I Offenses



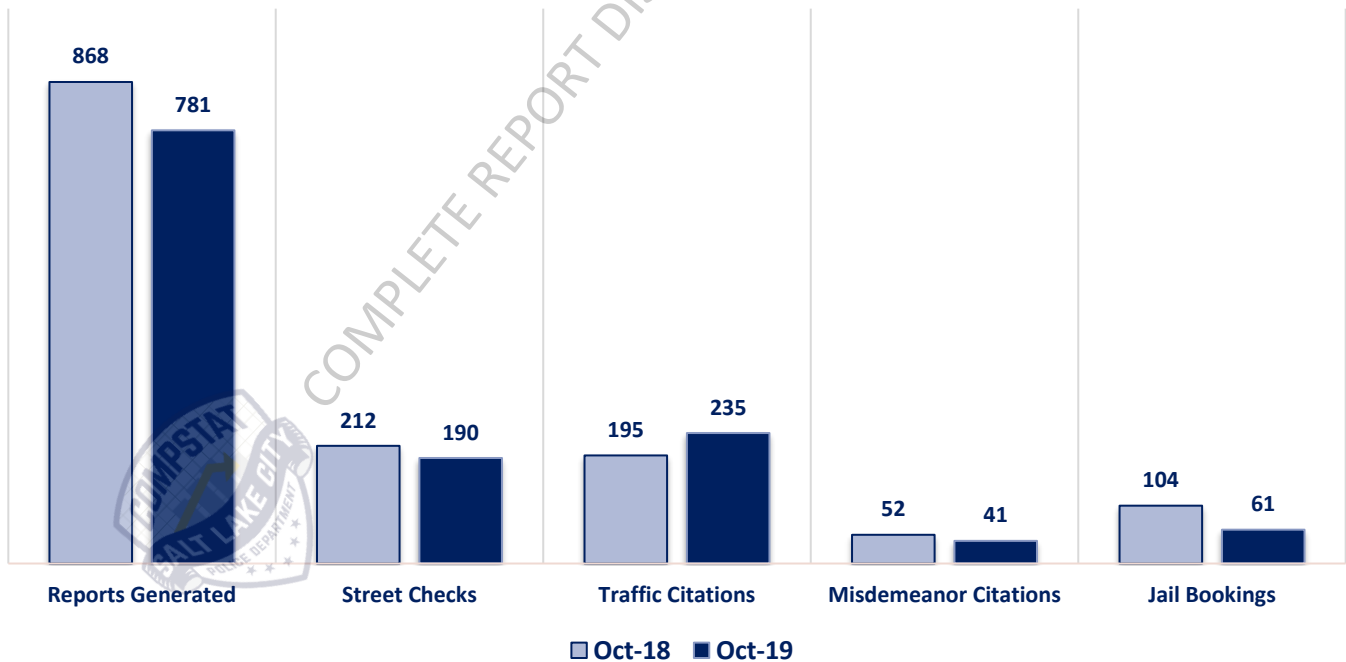
Part II Offenses



Non-UCR Offenses

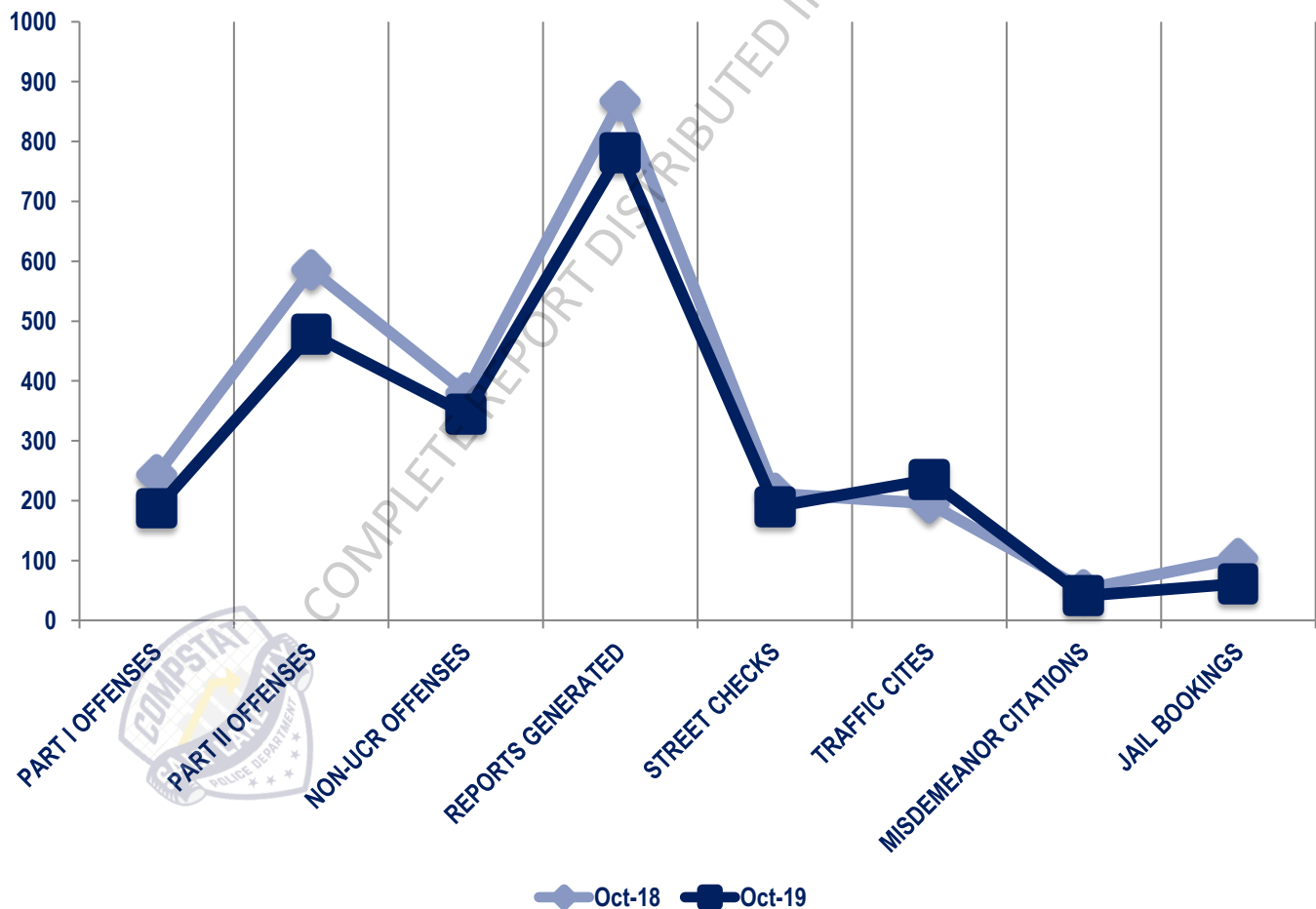


Other Event Totals



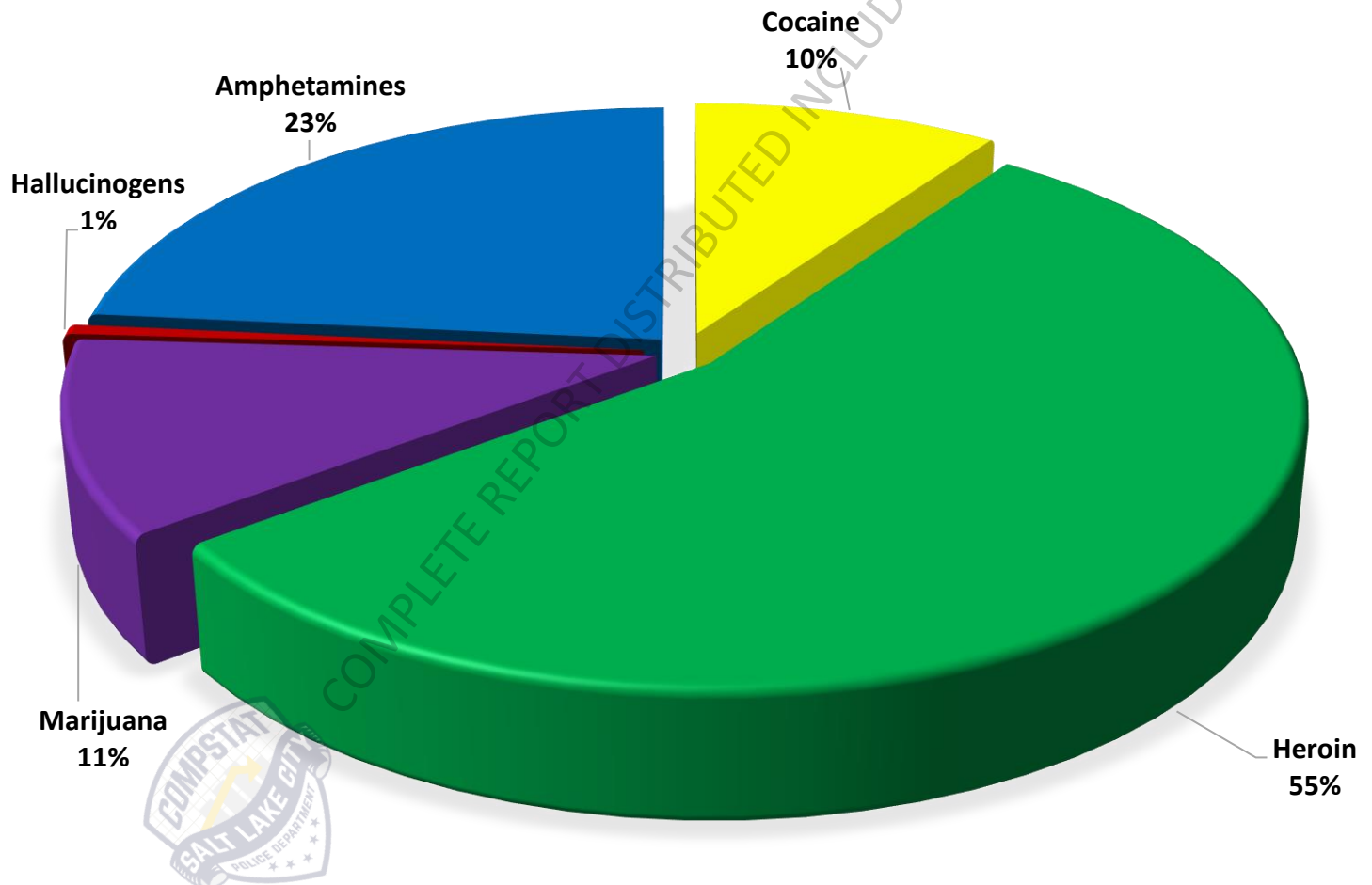
Combined Offense/Event Trends

	OCT 2018	OCT 2019
Part I Offenses	243	187
Part II Offenses	586	478
NonUCR Offenses	380	345
Reports Generated	868	781
Street Checks	212	190
Traffic Citations	195	235
Misdemeanor Citations	52	41
Jail Bookings	104	61

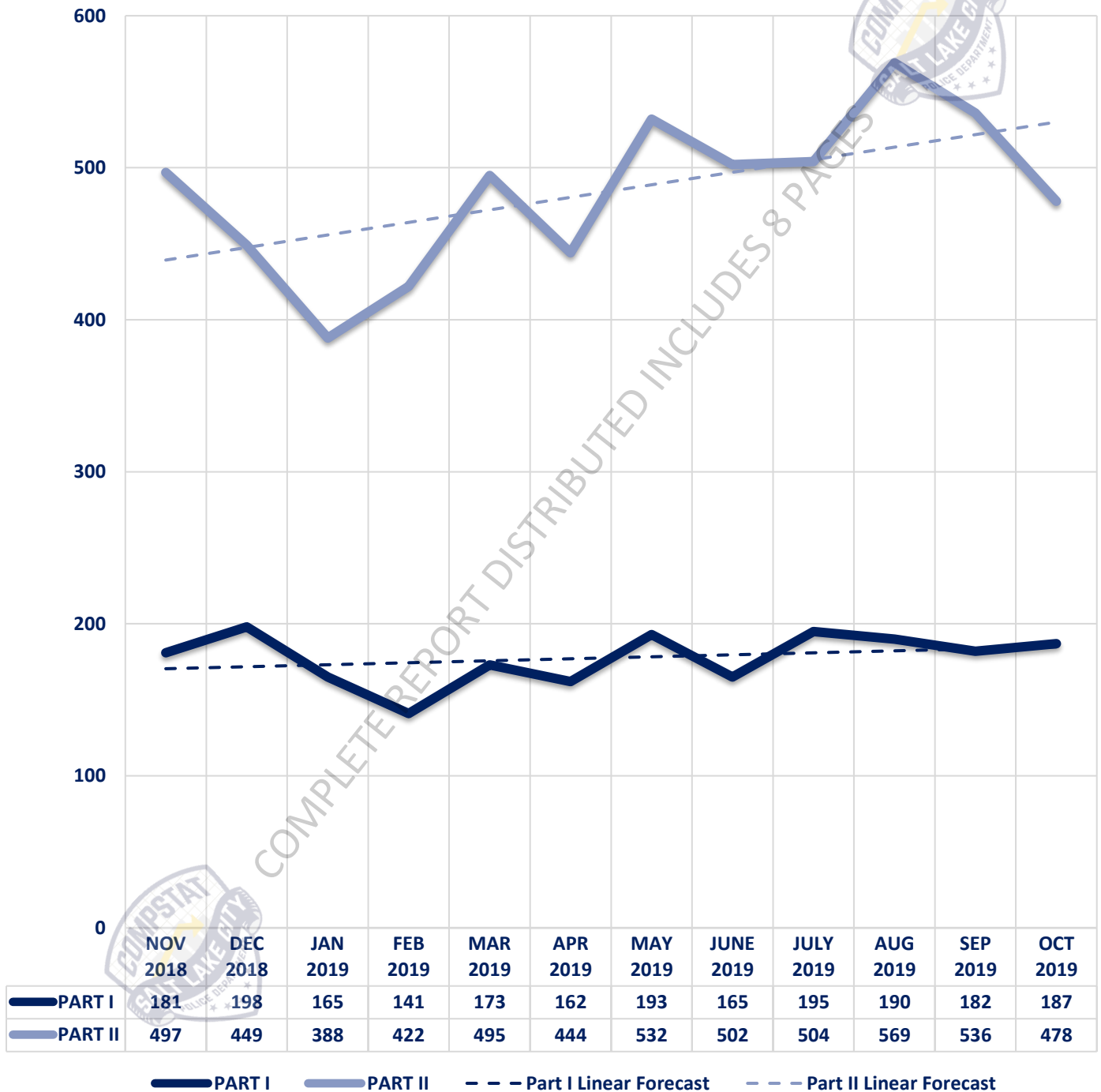


Seized Drugs

TYPE	DOSES	STREET VALUE
Cocaine	309.0	\$ 3,090.00
Heroin	1745.0	\$ 17,450.00
Marijuana	355.5	\$ 2,132.96
Hallucinogens	17.6	\$ 35.27
Amphetamines	744.1	\$ 7,441.00
TOTAL	3171.2	\$ 30,149.23



Part I & II Offenses - One Year





SALT LAKE CITY CRIME STATS



CITY COUNCIL DISTRICT #2 MONTHLY OFFENSE SUMMARY

NOVEMBER 2019

These figures represent preliminary counts of original Police Incident Reports and include all offenses within the above listed City Council District only. Full statistical analysis to determine the confidence level of this data has not been performed. The results contained herein are approximate in relation to the listed area and may not fully coincide with data shown in other areas of SLCPD's Crime Statistics page such as Calls for Service, Crimes Trending, and Crime Reports due to and reflective of departmental procedures that were in place at the time the event occurred and the date this data was compiled. Results displayed are not distinguished as attempted or completed crimes, do not include other calls for police service, and only represent police service where a report was made. Police Incident Reports are classified by primary offense categories as defined by the Uniform Crime Reporting (UCR) system, however for this report all offenses are included, and each incident may have more than one offense listed on it. In cases where there is more than one offense listed, all offenses are counted individually. Although every reasonable verification effort is made, the accuracy of any data is subject to the constraints of the report generation process as well as the manner, format, and point in time of any query.

PART I OFFENSES:	Chosen by the FBI as Part I Offenses because they are serious crimes that occur with regularity in all areas of the country and are likely to be reported to Police.
PART II OFFENSES:	All other crimes other than the eight Part I Offenses. The Uniform Crime Reporting Program gathers only arrest data for Part II Offenses, however, SLCPD results displayed in this document display all Part II Offenses, regardless of the presence of arrest data.
ALL OTHER OFFENSES:	Under the Part II Offense section, 'All Other Offenses' include Peeping Tom, Trespass, Kidnap/Abduction, Pornography, Extortion/Blackmail, Bribery, Warrants, Sexual Offenses, Obstruction, Public Peace, and Hit & Run.
NON-UCR OFFENSES:	Non-UCR Offenses include reports for all other offenses not classified as a Part I or Part II Offense. Results displayed separate some of these offenses such as Ambulance Calls, Deaths, Missing Persons, Suicides, Suspicious Activity, and Traffic Accidents.
ALL OTHER NON-UCR:	Under the Non-UCR category, 'All Other' include the remainder of offenses not classified as Part I or Part II and not separated from the Non-UCR Offenses. These include things such as Loud Parties, Barking Dogs, Mentally Ill Subjects, Citizen Assistance, etc.
LOW NUMBER OFFENSES:	On page two, in the interest of space and allowing for easier viewing, the category titled 'Low Number Offenses' include Part I and Part II Offenses from page one that have totals under the amount of 26.

Offenses

PART I OFFENSES

OFFENSE	NOV 18	NOV 19
Homicide	0	1
Sexual Assault	5	0
Robbery	6	7
Aggravated Assault	9	20
Burglary	39	35
Larceny/Theft	99	85
Motor Vehicle Theft	26	26
Arson	0	0
PART I TOTALS	184	174

NON-UCR OFFENSES

Ambulance Calls	14	20
Deaths	3	1
Missing Persons	6	8
Suicides	0	0
Suspicious Activity	14	21
Traffic Accidents	87	87
All Other	221	206
NON-UCR TOTALS	345	343

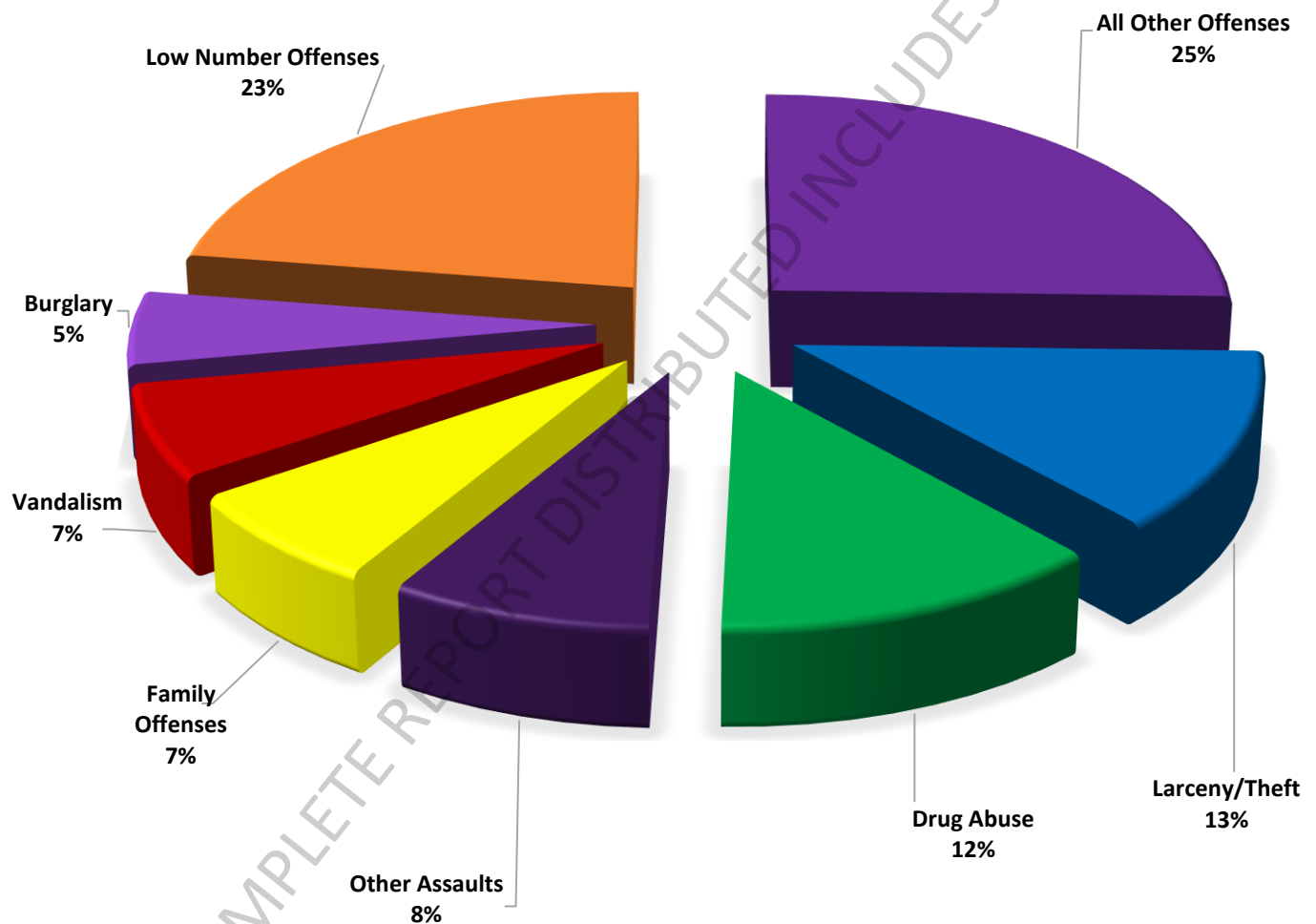
TOTALS

PART I OFFENSES	184	174
PART II OFFENSES	510	487
NON-UCR OFFENSES	345	343
TOTAL	1039	1004

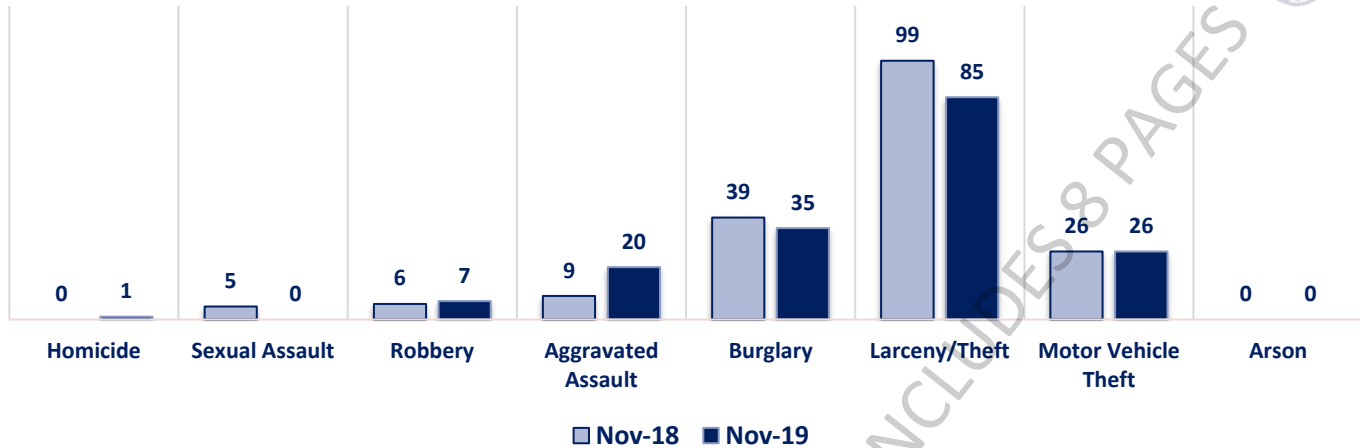
PART II OFFENSES

OFFENSE	NOV 18	NOV 19
Other Assaults	55	54
Forgery/Counterfeit	9	8
Fraud	17	25
Embezzlement	0	0
Stolen Property	7	2
Vandalism	48	44
Weapons	6	7
Prostitution	3	1
Sex Offenses	4	2
Drug Abuse	94	81
Gambling	0	1
Family Offenses	46	45
DUI	10	26
Liquor Laws	7	1
Drunkenness	10	11
Disorderly Conduct	8	3
All Other Offenses	176	168
Curfew/Loitering	0	0
Runaway	10	8
PART II TOTALS	510	487

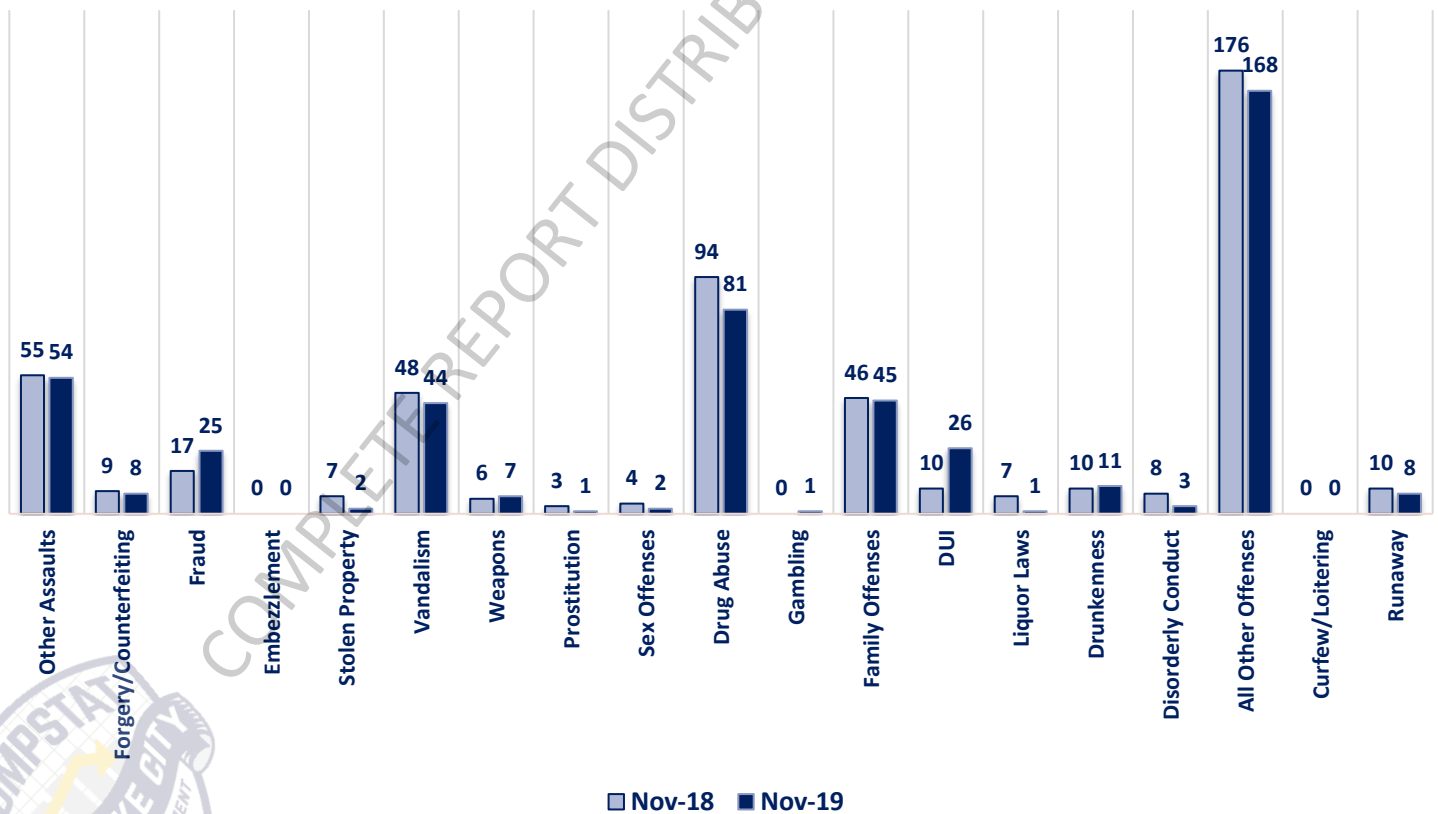
NOVEMBER 2019 - PART I & II OFFENSE PERCENTAGES



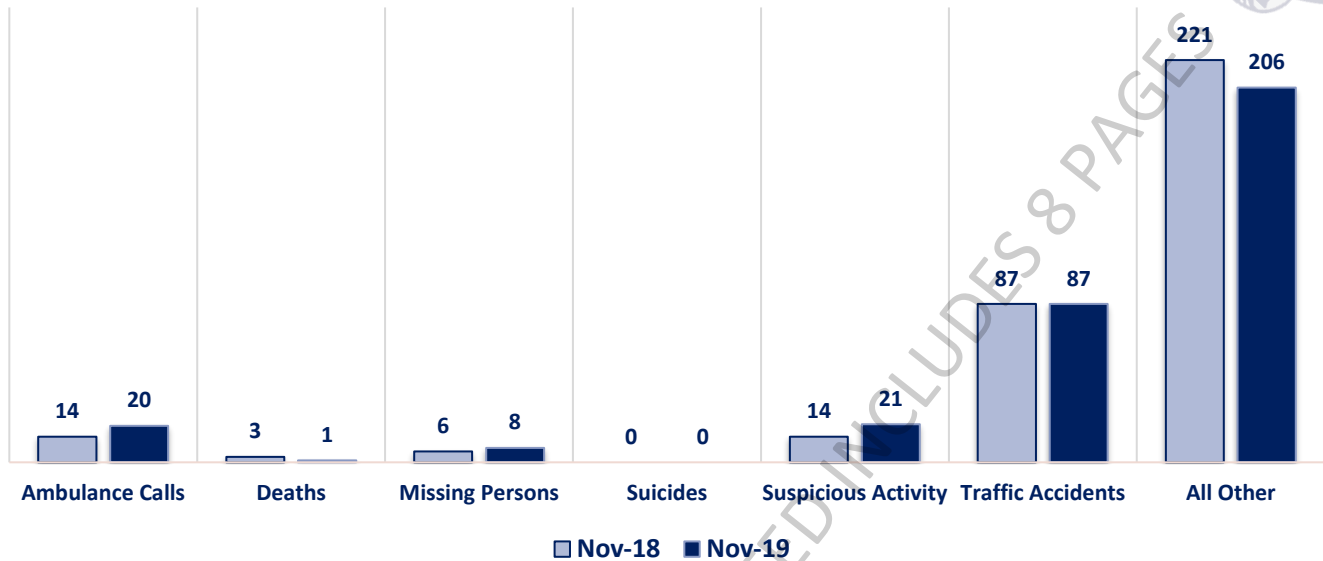
Part I Offenses



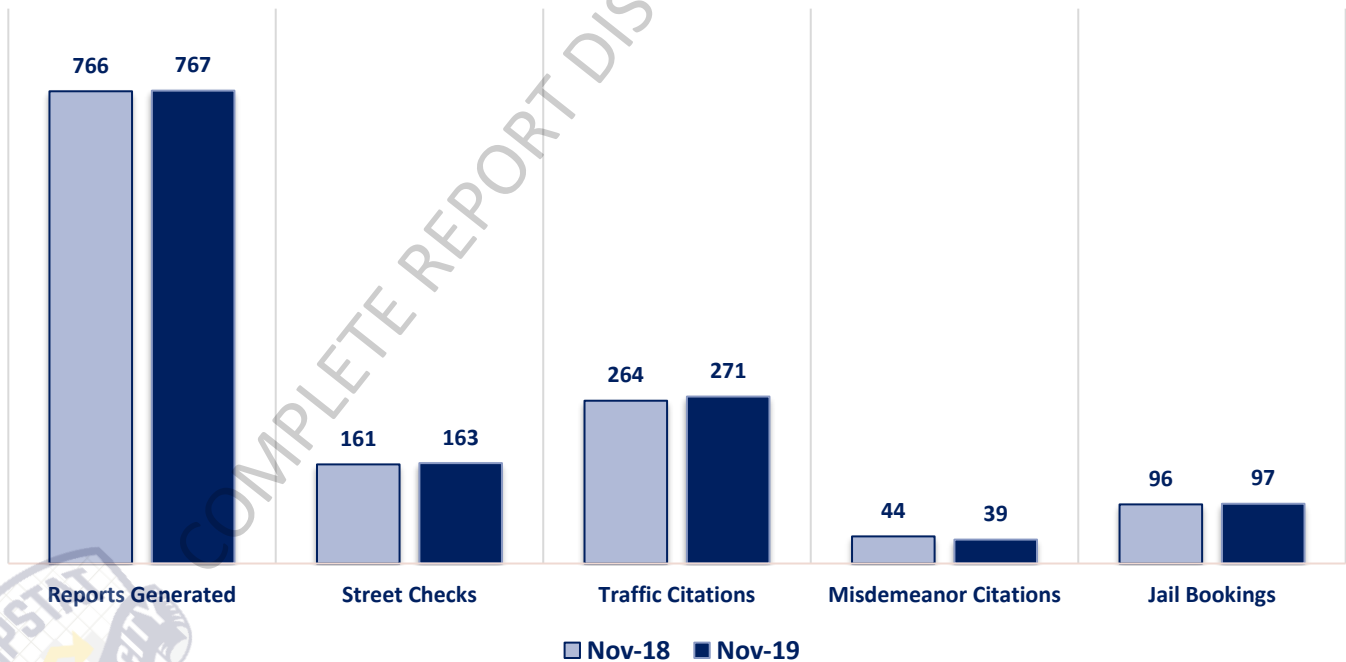
Part II Offenses



Non-UCR Offenses

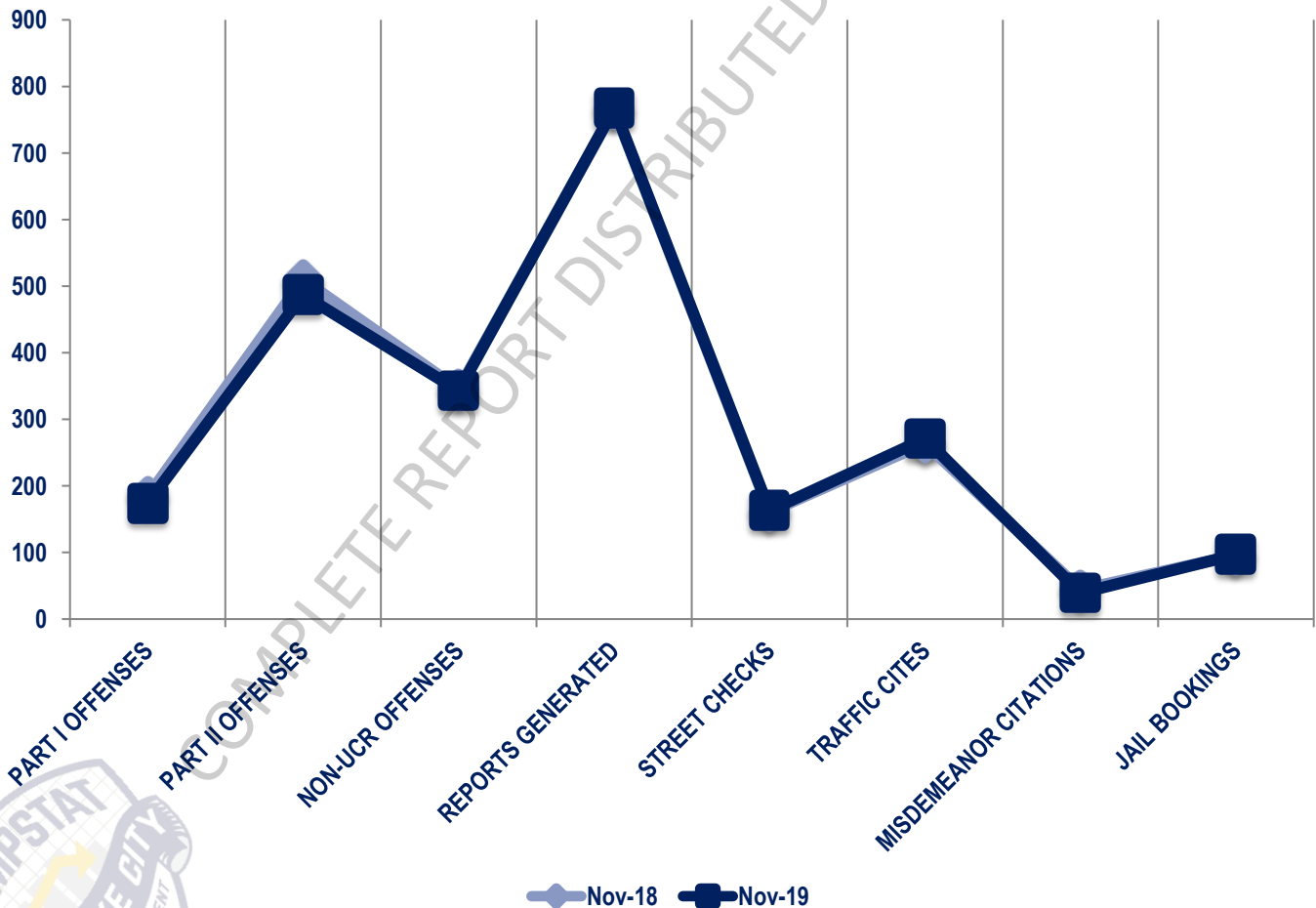


Other Event Totals



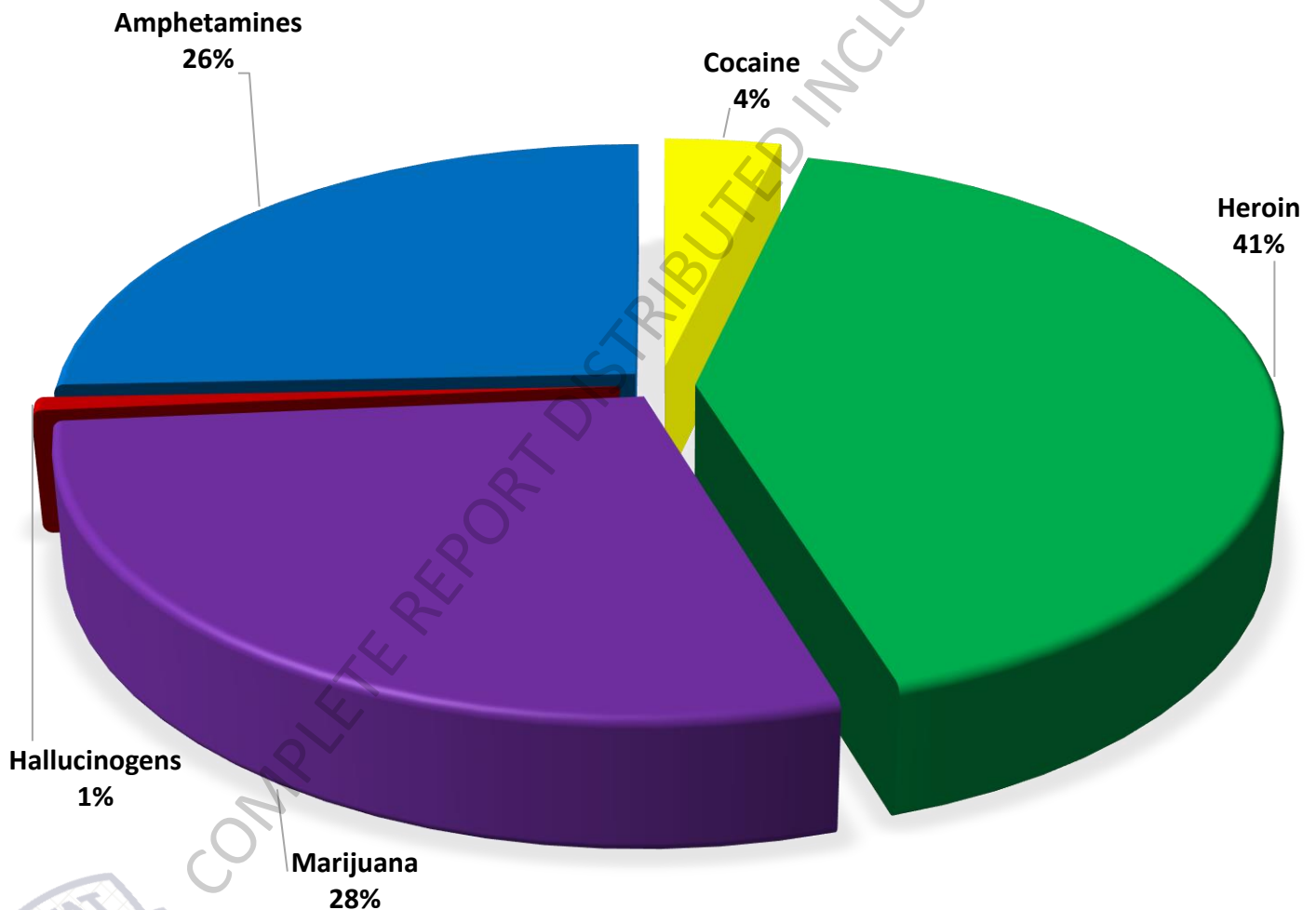
Combined Offense/Event Trends

	NOV 2018	NOV 2019
Part I Offenses	184	174
Part II Offenses	510	487
NonUCR Offenses	345	343
Reports Generated	766	767
Street Checks	161	163
Traffic Citations	264	271
Misdemeanor Citations	44	39
Jail Bookings	96	97

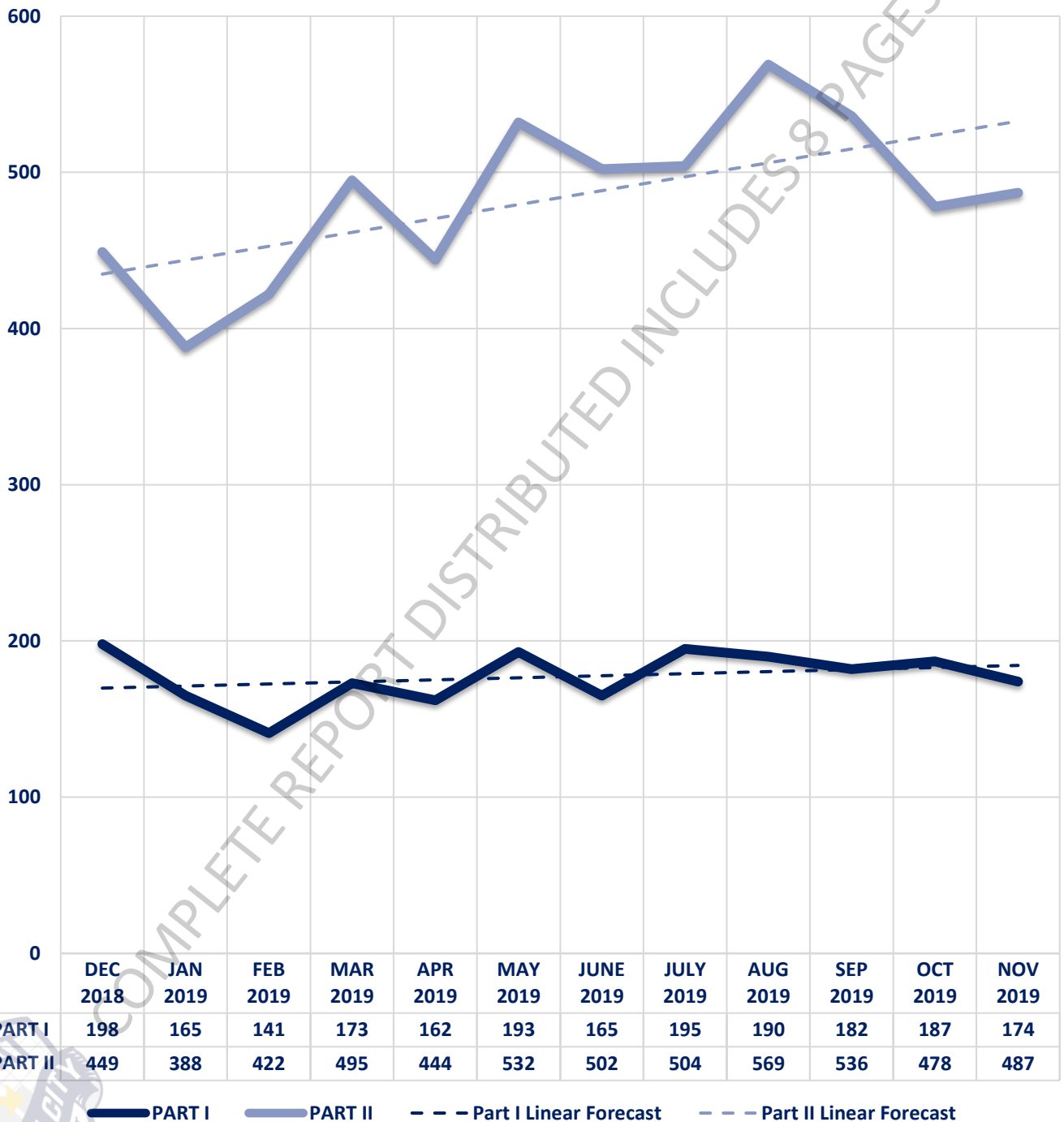


Seized Drugs

TYPE	DOSES	STREET VALUE
Cocaine	56.0	\$ 560.00
Heroin	622.2	\$ 6,221.50
Marijuana	424.1	\$ 2,544.86
Hallucinogens	11.6	\$ 23.28
Amphetamines	384.0	\$ 3,840.00
TOTAL	1497.9	\$ 13,189.64



Part I & II Offenses - One Year





CITY COUNCIL DISTRICT #2

MONTHLY OFFENSE SUMMARY

DECEMBER 2019

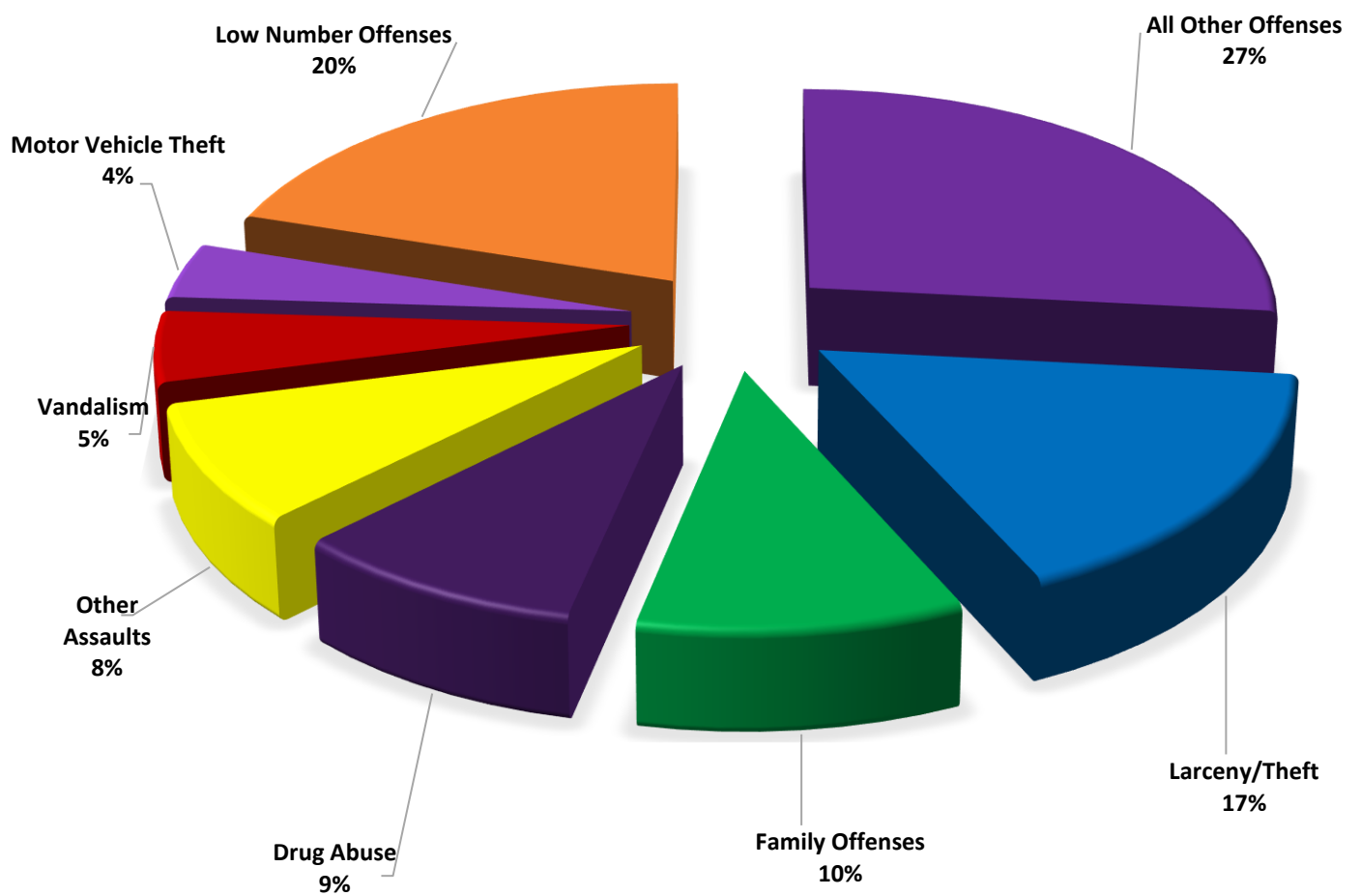
These figures represent preliminary counts of original Police Incident Reports and include all offenses within the above listed City Council District only. Full statistical analysis to determine the confidence level of this data has not been performed. The results contained herein are approximate in relation to the listed area and may not fully coincide with data shown in other areas of SLCPD's Crime Statistics page such as Calls for Service, Crimes Trending, and Crime Reports due to and reflective of departmental procedures that were in place at the time the event occurred and the date this data was compiled. Results displayed are not distinguished as attempted or completed crimes, do not include other calls for police service, and only represent police service where a report was made. Police Incident Reports are classified by primary offense categories as defined by the Uniform Crime Reporting (UCR) system, however for this report all offenses are included, and each incident may have more than one offense listed on it. In cases where there is more than one offense listed, all offenses are counted individually. Although every reasonable verification effort is made, the accuracy of any data is subject to the constraints of the report generation process as well as the manner, format, and point in time of any query.

PART I OFFENSES:	Chosen by the FBI as Part I Offenses because they are serious crimes that occur with regularity in all areas of the country and are likely to be reported to Police.
PART II OFFENSES:	All other crimes other than the eight Part I Offenses. The Uniform Crime Reporting Program gathers only arrest data for Part II Offenses, however, SLCPD results displayed in this document display all Part II Offenses, regardless of the presence of arrest data.
ALL OTHER OFFENSES:	Under the Part II Offense section, 'All Other Offenses' include Peeping Tom, Trespass, Kidnap/Abduction, Pornography, Extortion/Blackmail, Bribery, Warrants, Sexual Offenses, Obstruction, Public Peace, and Hit & Run.
NON-UCR OFFENSES:	Non-UCR Offenses include reports for all other offenses not classified as a Part I or Part II Offense. Results displayed separate some of these offenses such as Ambulance Calls, Deaths, Missing Persons, Suicides, Suspicious Activity, and Traffic Accidents.
ALL OTHER NON-UCR:	Under the Non-UCR category, 'All Other' include the remainder of offenses not classified as Part I or Part II and not separated from the Non-UCR Offenses. These include things such as Loud Parties, Barking Dogs, Mentally Ill Subjects, Citizen Assistance, etc.
LOW NUMBER OFFENSES:	On page two, in the interest of space and allowing for easier viewing, the category titled 'Low Number Offenses' include Part I and Part II Offenses from page one that have totals under the amount of 19.

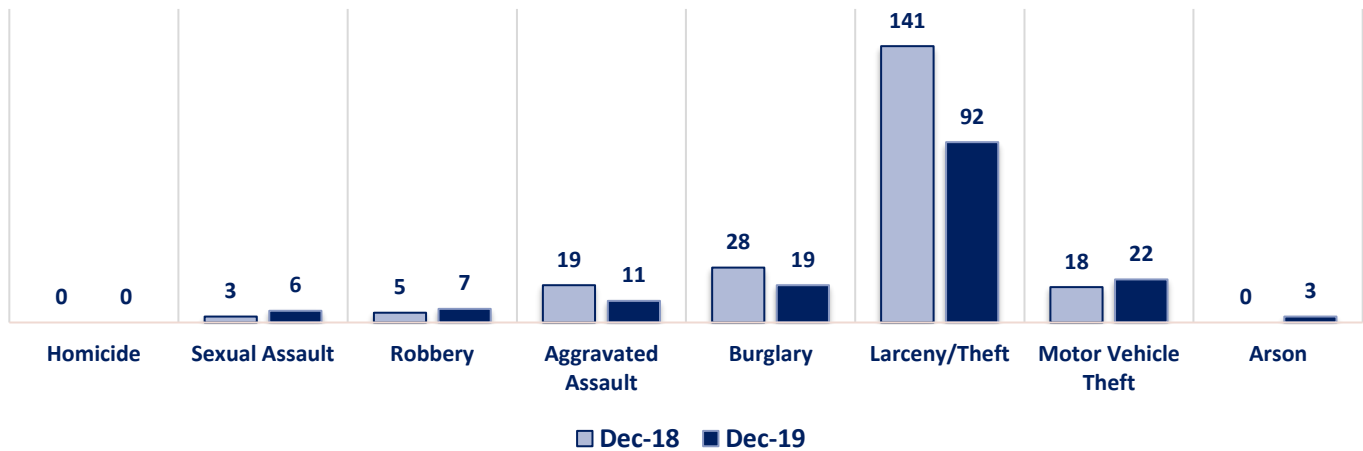
Offenses

PART I OFFENSES	OFFENSE	DEC 18	DEC 19	OFFENSE	DEC 18	DEC 19	PART II OFFENSES
	Homicide	0	0	Other Assaults	60	47	
	Sexual Assault	3	6	Forgery/Counterfeit	5	4	
	Robbery	5	7	Fraud	27	13	
	Aggravated Assault	19	11	Embezzlement	3	1	
	Burglary	28	19	Stolen Property	2	4	
	Larceny/Theft	141	92	Vandalism	47	28	
	Motor Vehicle Theft	18	22	Weapons	3	3	
	Arson	0	3	Prostitution	0	0	
NON-UCR OFFENSES	PART I TOTALS	214	160	Sex Offenses	5	5	PART II OFFENSES
	Ambulance Calls	20	16	Drug Abuse	60	51	
	Deaths	4	3	Gambling	0	0	
	Missing Persons	4	6	Family Offenses	58	56	
	Suicides	1	0	DUI	8	11	
	Suspicious Activity	20	10	Liquor Laws	0	1	
	Traffic Accidents	104	68	Drunkenness	8	14	
	All Other	230	168	Disorderly Conduct	5	5	
	NON-UCR TOTALS	383	271	All Other Offenses	165	148	
TOTALS	PART I OFFENSES	214	160	Curfew/Loitering	0	1	PART II OFFENSES
	PART II OFFENSES	461	395	Runaway	5	3	
	NON-UCR OFFENSES	383	271	PART II TOTALS	461	395	
	TOTAL	1058	826				

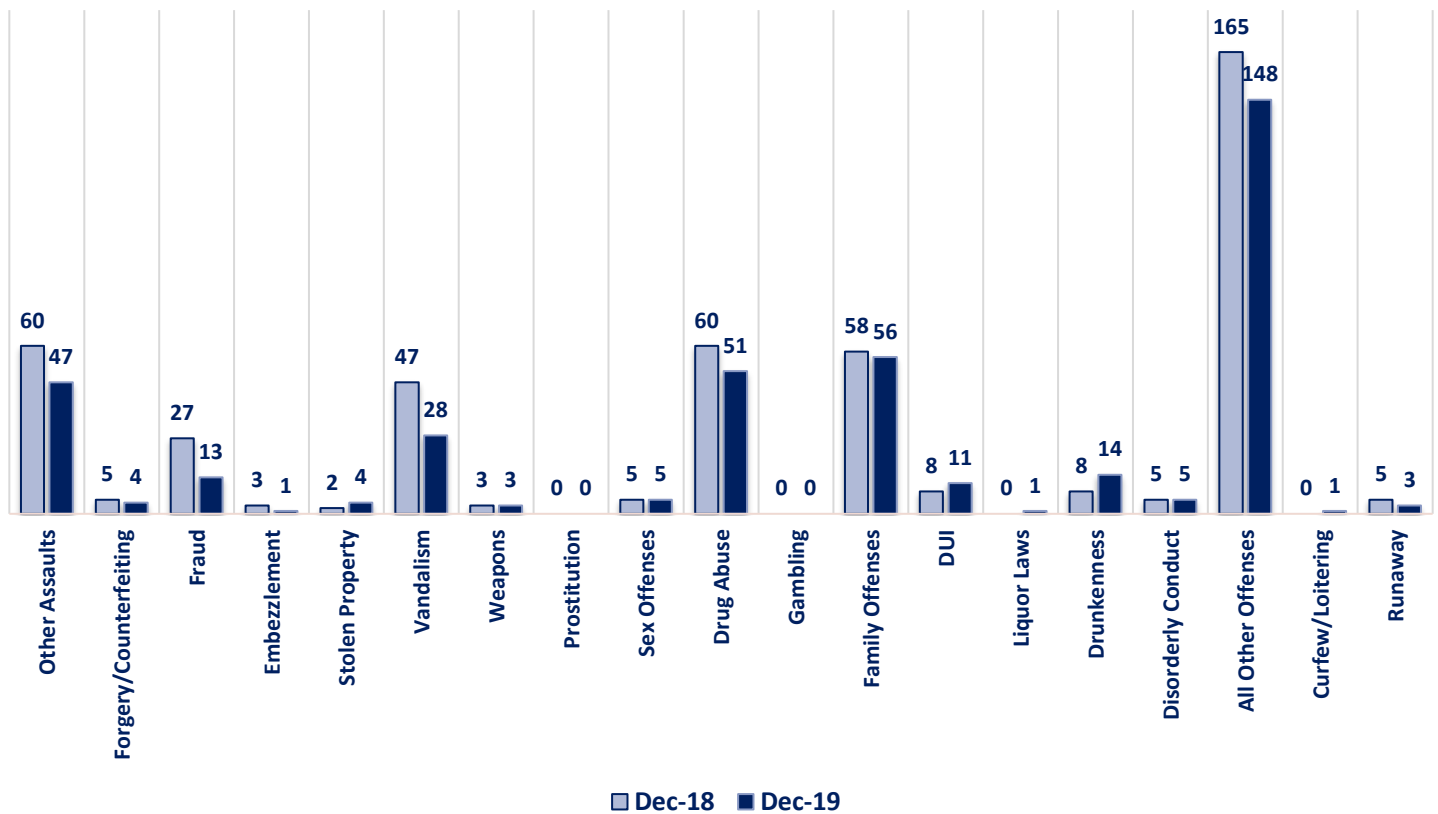
DECEMBER 2019 - PART I & II OFFENSE PERCENTAGES



Part I Offenses



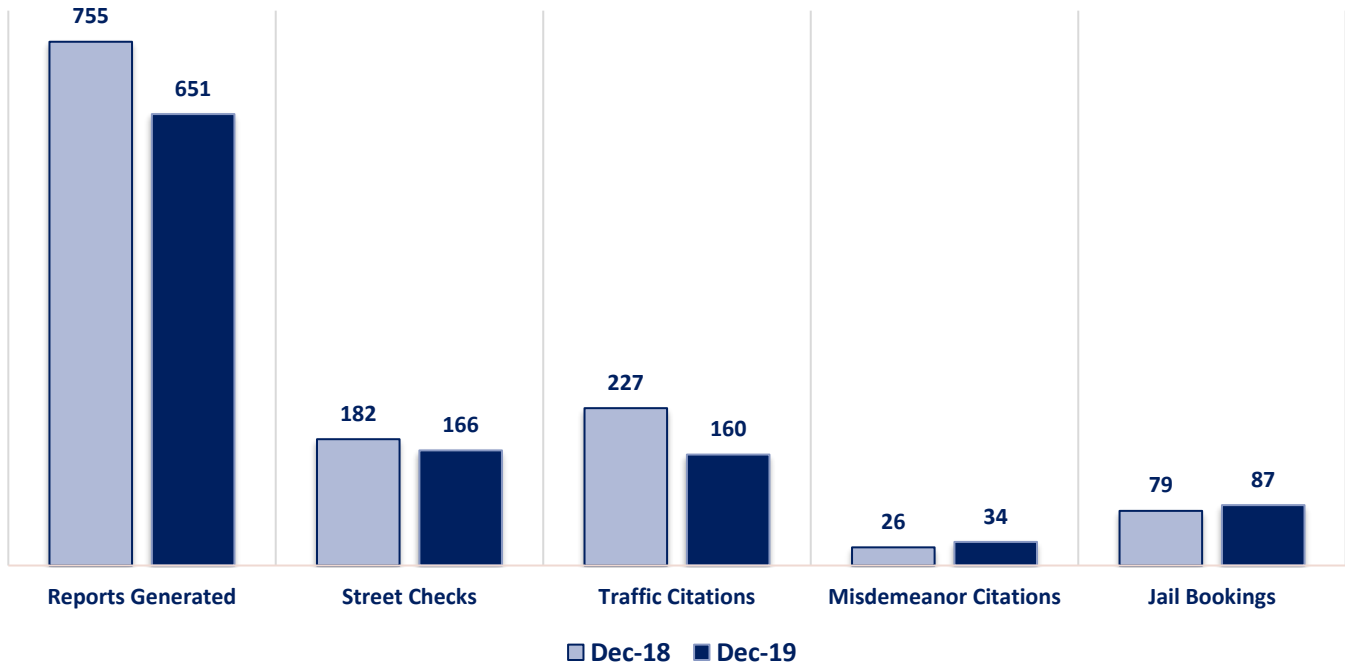
Part II Offenses



Non-UCR Offenses

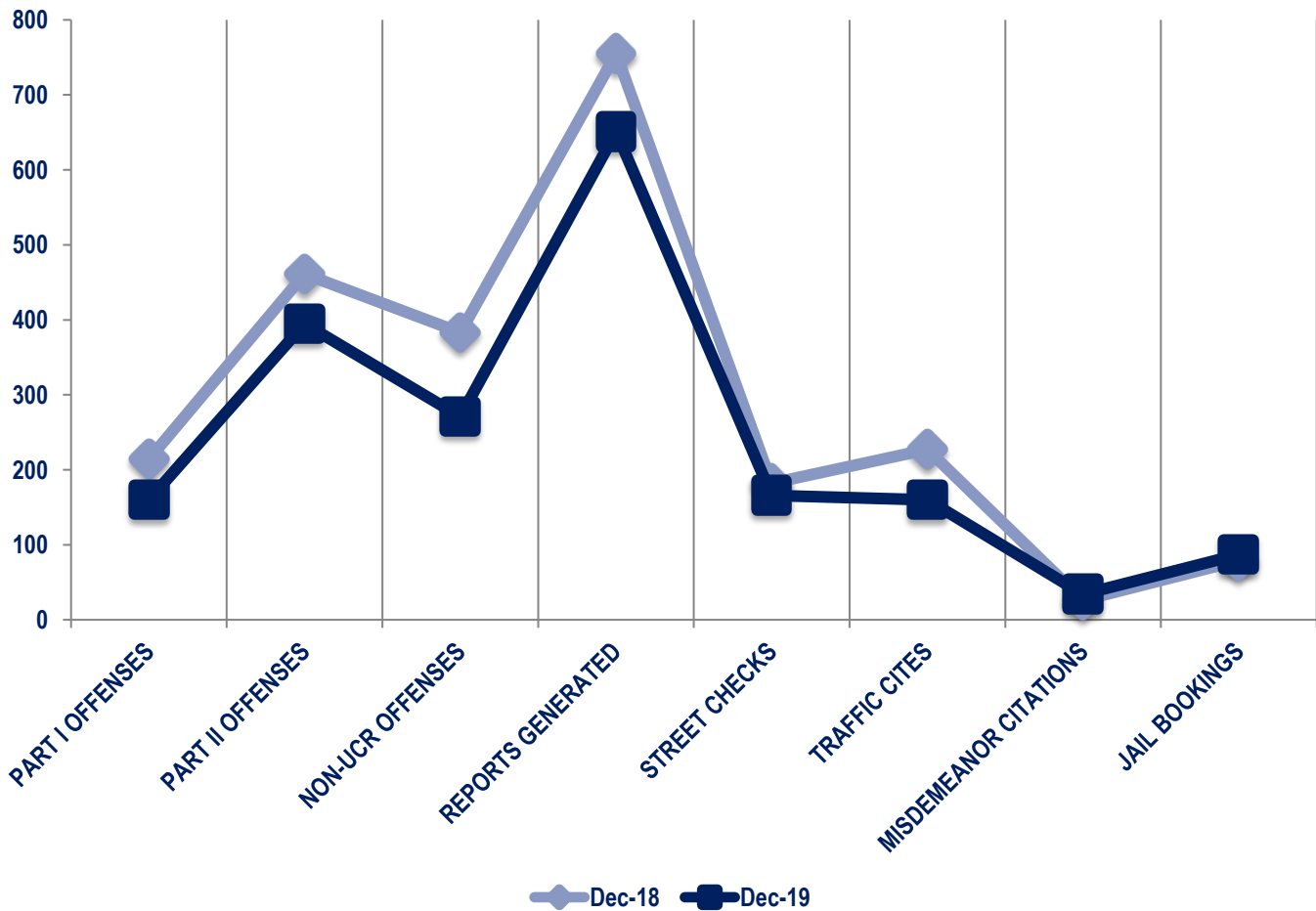


Other Event Totals



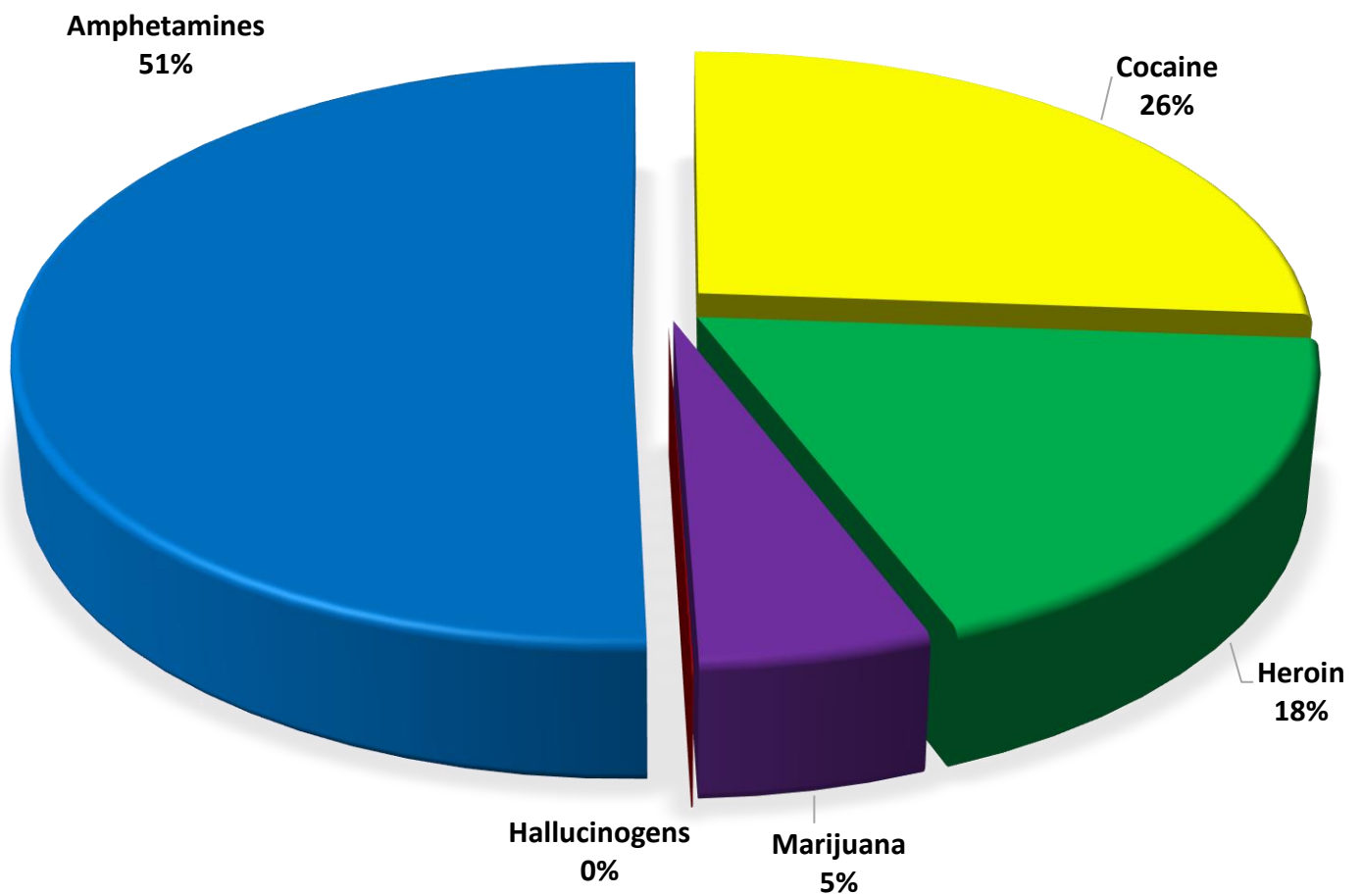
Combined Offense/Event Trends

	DEC 2018	DEC 2019
Part I Offenses	214	160
Part II Offenses	461	395
NonUCR Offenses	383	271
Reports Generated	755	651
Street Checks	182	166
Traffic Citations	227	160
Misdemeanor Citations	26	34
Jail Bookings	79	87



Seized Drugs

TYPE	DOSES	STREET VALUE	
Cocaine	308.1	\$	3,081.00
Heroin	212.2	\$	2,122.00
Marijuana	62.1	\$	372.60
Hallucinogens	0.4	\$	0.71
Amphetamines	594.7	\$	5,946.50
TOTAL	1177.4	\$	11,522.80



Part I & II Offenses - One Year

