



## CITY COUNCIL DISTRICT #3

### MONTHLY OFFENSE SUMMARY

JANUARY 2019

The document originally published 02/05/2019 was found to contain errors,  
which have been corrected as of 02/19/2019 on this version.

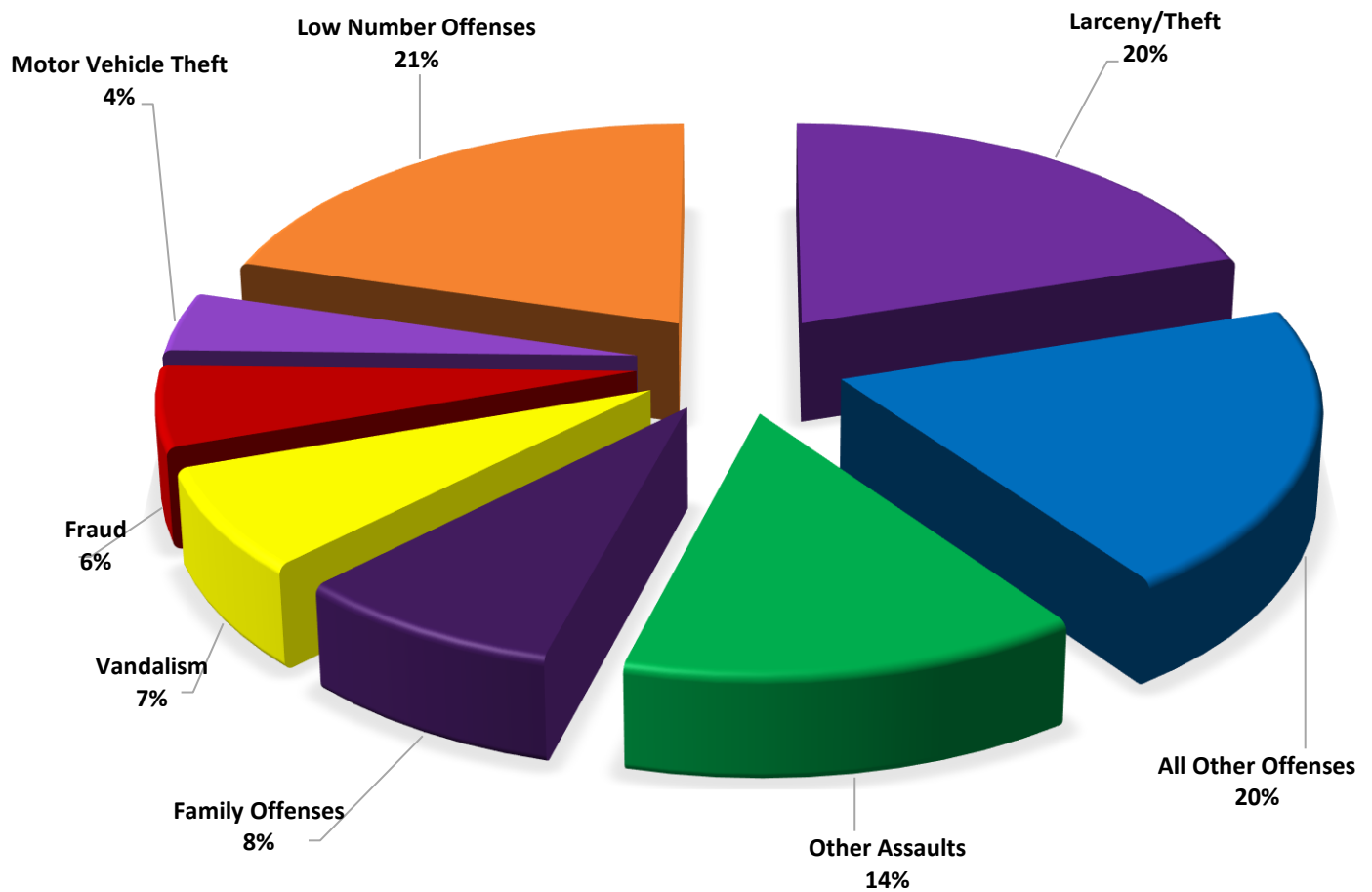
These figures represent preliminary counts of original Police Incident Reports and include all offenses within the above listed City Council District only. Full statistical analysis to determine the confidence level of this data has not been performed. The results contained herein are approximate in relation to the listed area and may not fully coincide with data shown in other areas of SLCPD's Crime Statistics page such as Calls for Service, Crimes Trending, and Crime Reports due to and reflective of departmental procedures that were in place at the time the event occurred and the date this data was compiled. Results displayed are not distinguished as attempted or completed crimes, do not include other calls for police service, and only represent police service where a report was made. Police Incident Reports are classified by primary offense categories as defined by the Uniform Crime Reporting (UCR) system, however for this report all offenses are included, and each incident may have more than one offense listed on it. In cases where there is more than one offense listed, all offenses are counted individually. Although every reasonable verification effort is made, the accuracy of any data is subject to the constraints of the report generation process as well as the manner, format, and point in time of any query.

<b>PART I OFFENSES:</b>	Chosen by the FBI as Part I Offenses because they are serious crimes that occur with regularity in all areas of the country and are likely to be reported to Police.
<b>PART II OFFENSES:</b>	All other crimes other than the eight Part I Offenses. The Uniform Crime Reporting Program gathers only arrest data for Part II Offenses, however, SLCPD results displayed in this document display all Part II Offenses, regardless of the presence of arrest data.
<b>ALL OTHER OFFENSES:</b>	Under the Part II Offense section, 'All Other Offenses' include Peeping Tom, Trespass, Kidnap/Abduction, Pornography, Extortion/Blackmail, Bribery, Warrants, Sexual Offenses, Obstruction, Public Peace, and Hit & Run.
<b>NON-UCR OFFENSES:</b>	Non-UCR Offenses include reports for all other offenses not classified as a Part I or Part II Offense. Results displayed separate some of these offenses such as Ambulance Calls, Deaths, Missing Persons, Suicides, Suspicious Activity, and Traffic Accidents.
<b>ALL OTHER NON-UCR:</b>	Under the Non-UCR category, 'All Other' include the remainder of offenses not classified as Part I or Part II and not separated from the Non-UCR Offenses. These include things such as Loud Parties, Barking Dogs, Mentally Ill Subjects, Citizen Assistance, etc.
<b>LOW NUMBER OFFENSES:</b>	On page two, in the interest of space and allowing for easier viewing, the category titled 'Low Number Offenses' include Part I and Part II Offenses from page one that have totals under the amount of 9.

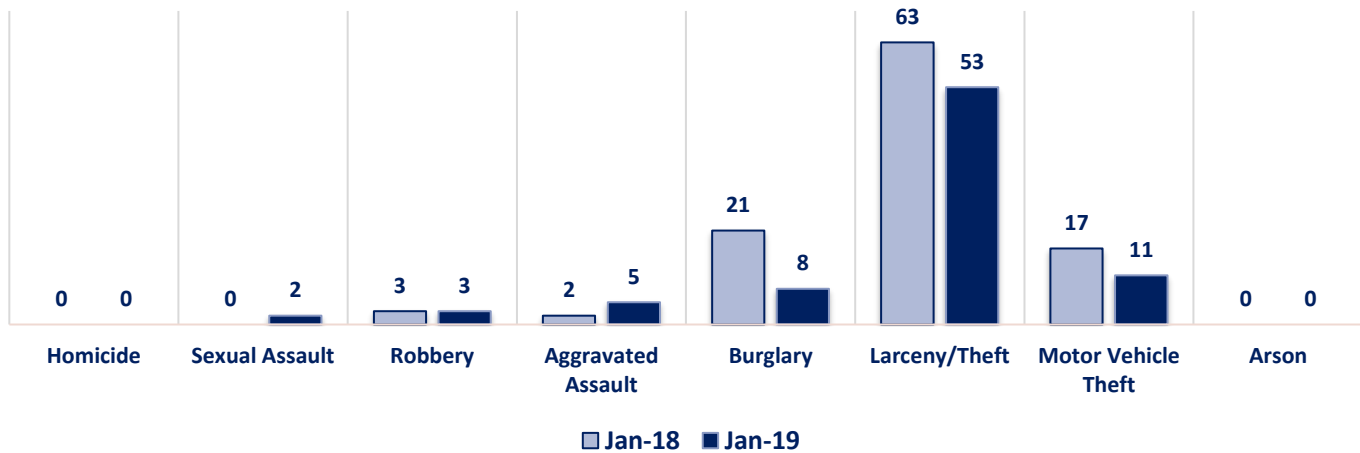
## Offenses

PART I OFFENSES	OFFENSE	JAN 18	JAN 19	OFFENSE	JAN 18	JAN 19
	Homicide	0	0	Other Assaults	29	37
	Sexual Assault	0	2	Forgery/Counterfeit	1	3
	Robbery	3	3	Fraud	14	15
	Aggravated Assault	2	5	Embezzlement	0	0
	Burglary	21	8	Stolen Property	4	1
	Larceny/Theft	63	53	Vandalism	25	19
	Motor Vehicle Theft	17	11	Weapons	2	1
	Arson	0	0	Prostitution	2	1
NON-UCR OFFENSES	PART I TOTALS	106	82	Sex Offenses	2	2
	Ambulance Calls	8	6	Drug Abuse	32	9
	Deaths	4	11	Gambling	0	0
	Missing Persons	4	1	Family Offenses	21	22
	Suicides	0	1	DUI	6	3
	Suspicious Activity	12	11	Liquor Laws	0	4
	Traffic Accidents	36	38	Drunkenness	4	2
	All Other	81	104	Disorderly Conduct	8	8
	NON-UCR TOTALS	145	172	All Other Offenses	50	53
TOTALS	PART I OFFENSES	106	82	Curfew/Loitering	0	0
	PART II OFFENSES	200	182	Runaway	0	2
	NON-UCR OFFENSES	145	172	PART II TOTALS	200	182
TOTAL		451	436			

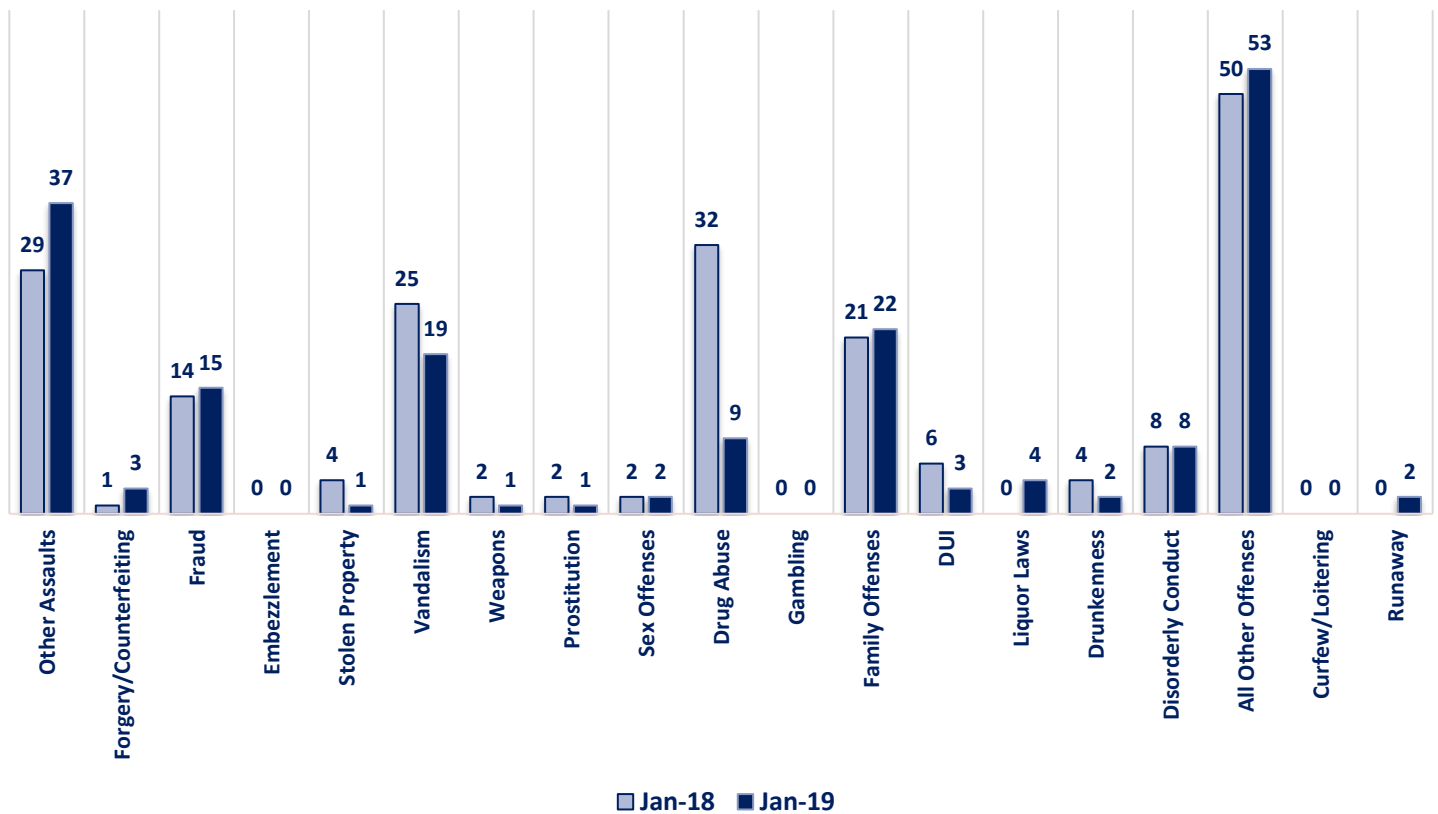
## JANUARY 2019 - PART I & II OFFENSE PERCENTAGES



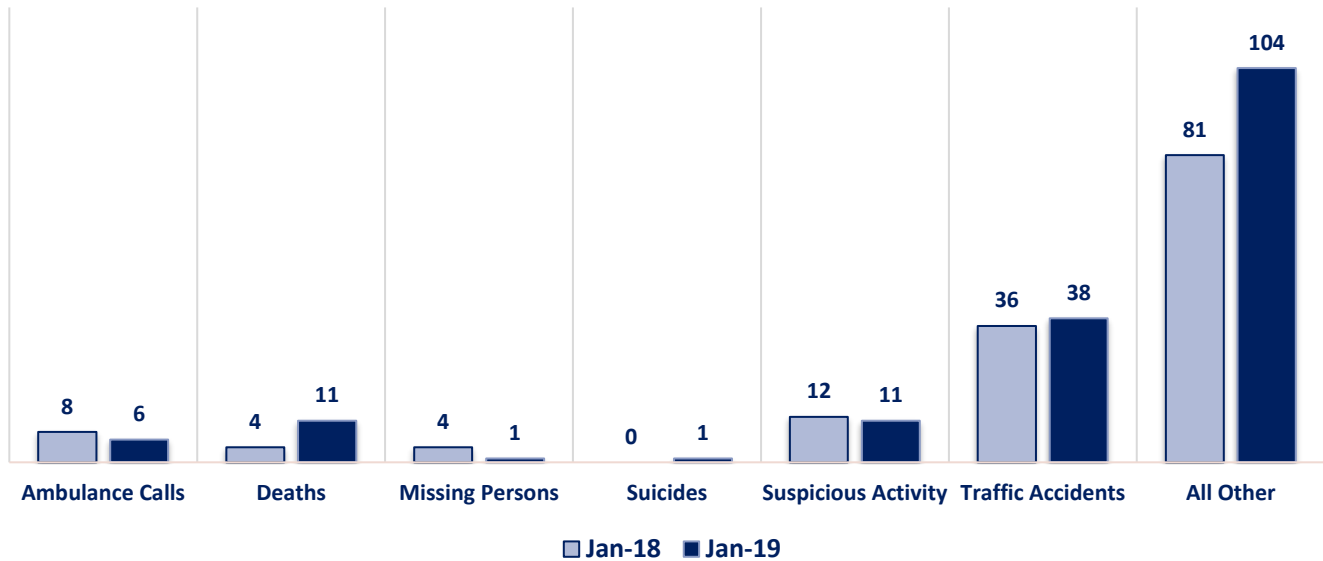
### Part I Offenses



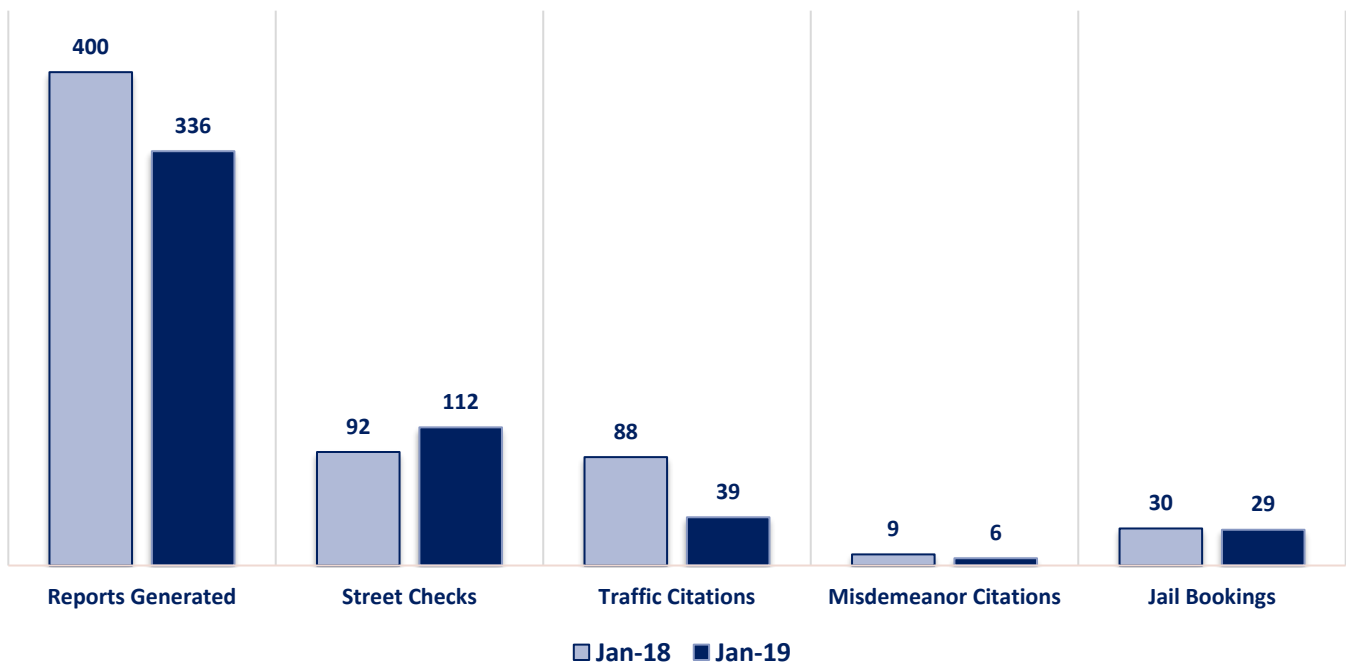
### Part II Offenses



### Non-UCR Offenses

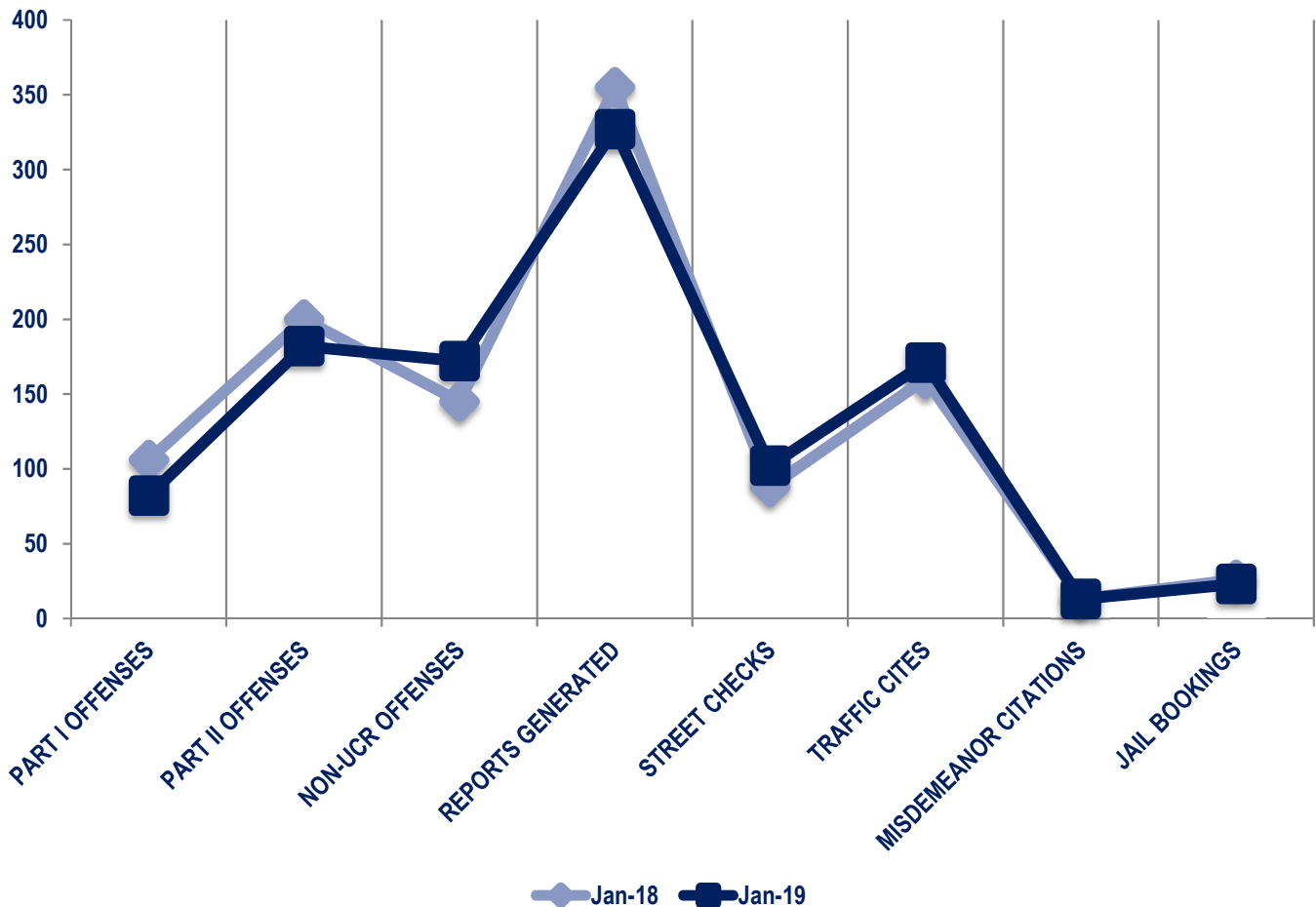


### Other Event Totals



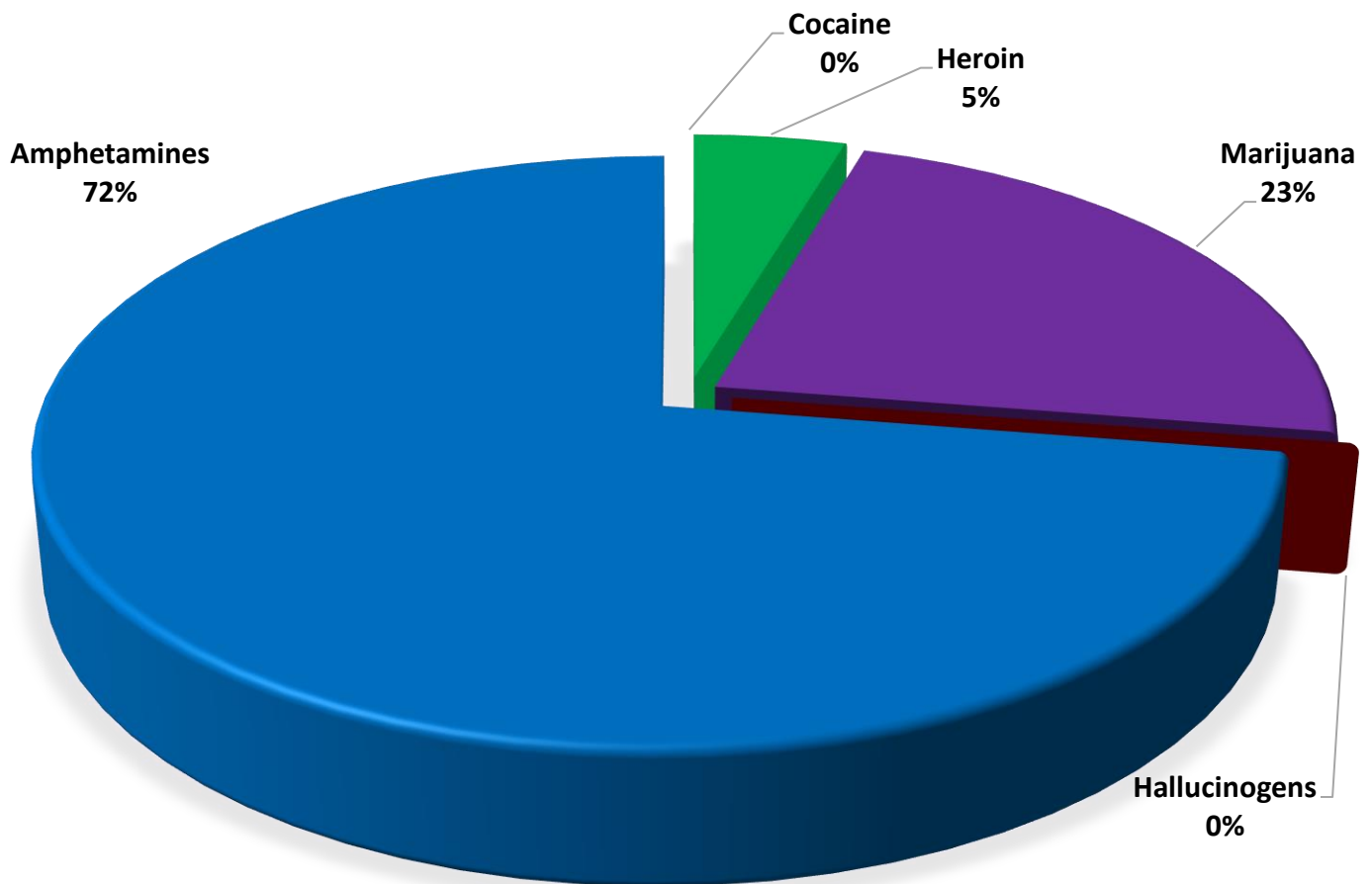
### Combined Offense/Event Trends

	JAN 2018	JAN 2019
<b>Part I Offenses</b>	106	82
<b>Part II Offenses</b>	200	182
<b>NonUCR Offenses</b>	145	172
<b>Reports Generated</b>	355	327
<b>Street Checks</b>	88	102
<b>Traffic Citations</b>	160	171
<b>Misdemeanor Citations</b>	13	13
<b>Jail Bookings</b>	26	23

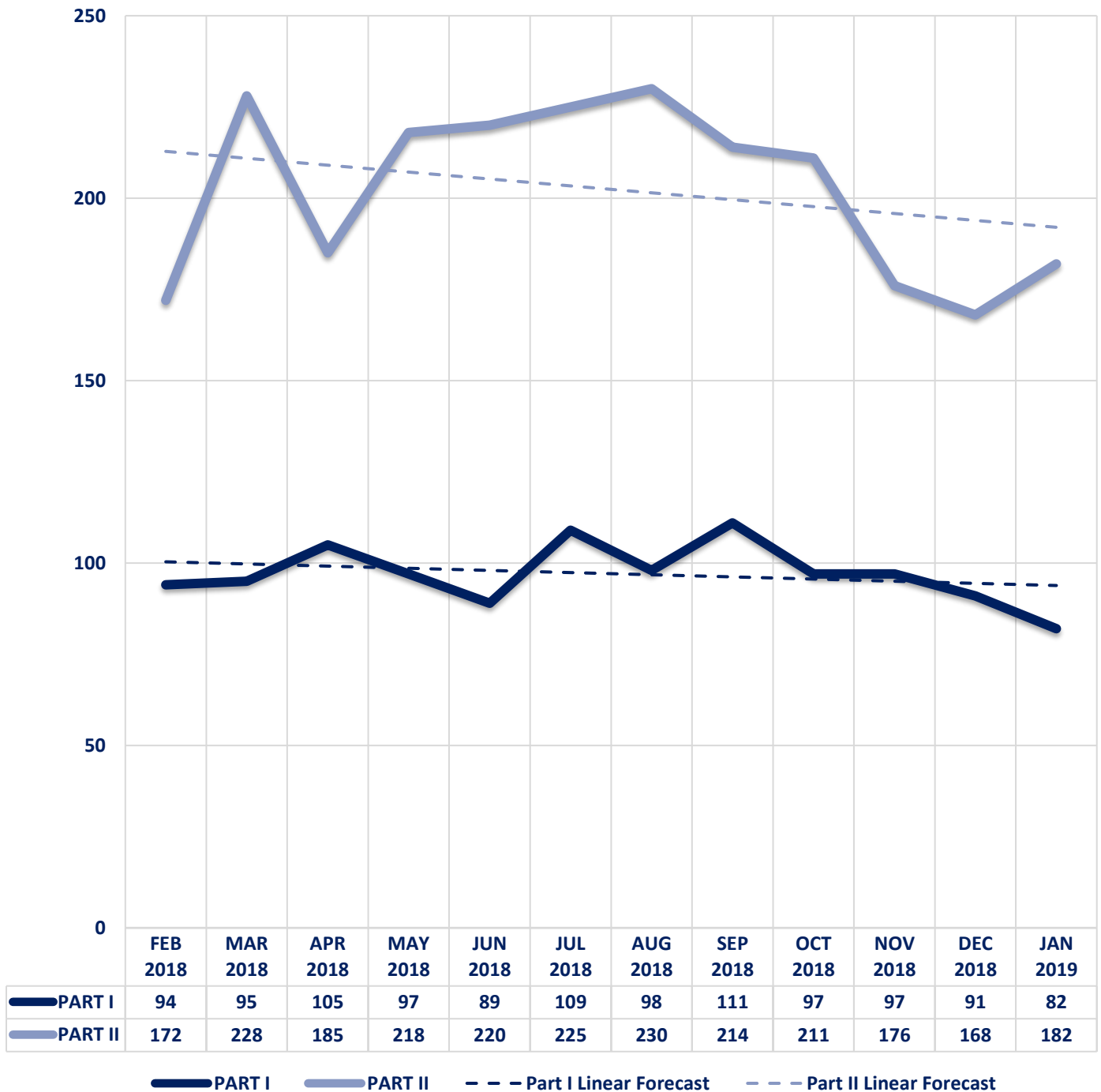


### Seized Drugs

TYPE	DOSES	STREET VALUE
Cocaine	0.0	\$ -
Heroin	50.0	\$ 500.00
Marijuana	248.0	\$ 1,487.96
Hallucinogens	0.0	\$ -
Amphetamines	786.0	\$ 7,860.00
<b>TOTAL</b>	<b>1084.0</b>	<b>\$ 9,847.96</b>



### Part I & II Offenses - One Year







## CITY COUNCIL DISTRICT #3

### MONTHLY OFFENSE SUMMARY

**FEBRUARY 2019**

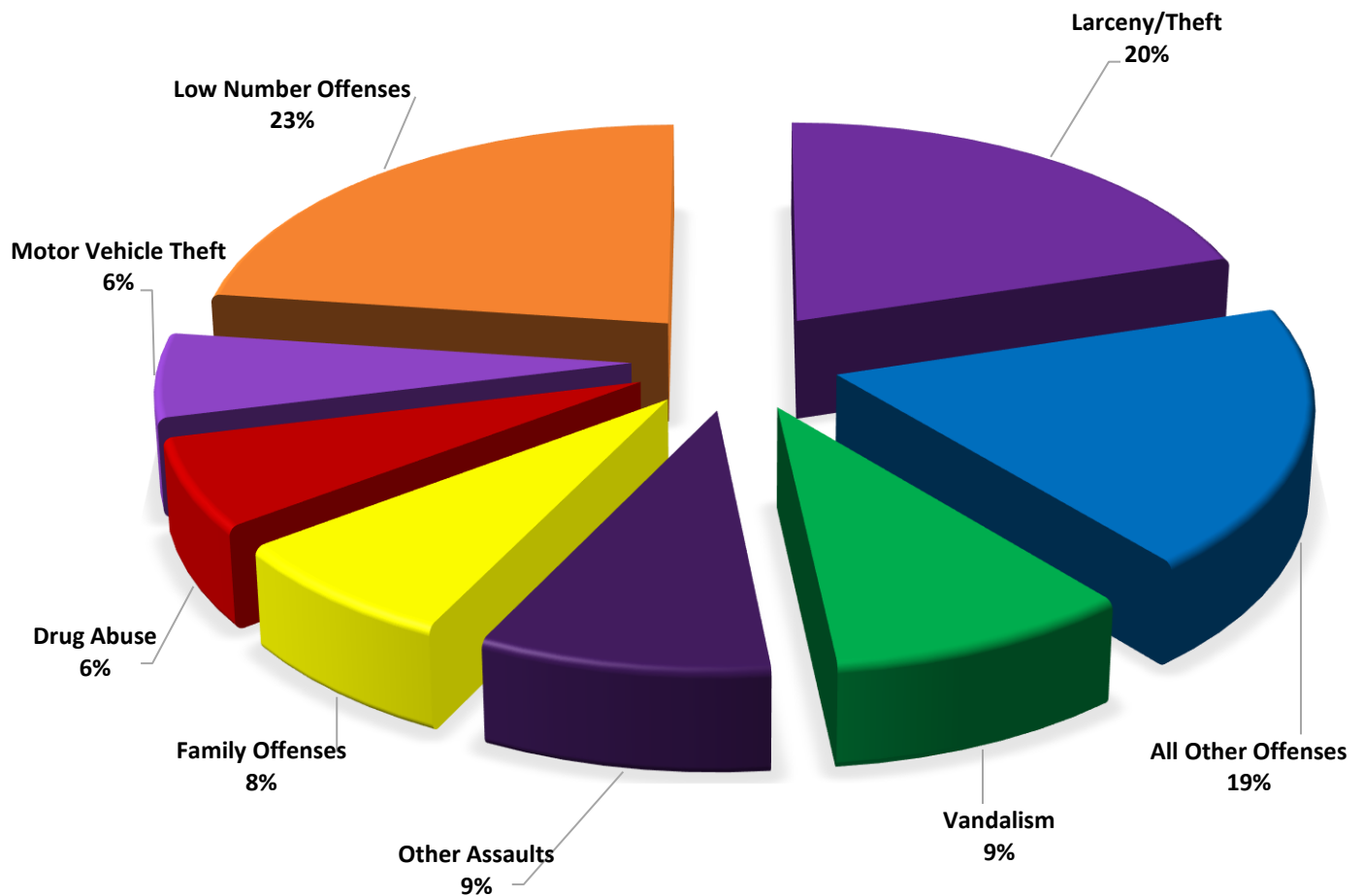
These figures represent preliminary counts of original Police Incident Reports and include all offenses within the above listed City Council District only. Full statistical analysis to determine the confidence level of this data has not been performed. The results contained herein are approximate in relation to the listed area and may not fully coincide with data shown in other areas of SLCPD's Crime Statistics page such as Calls for Service, Crimes Trending, and Crime Reports due to and reflective of departmental procedures that were in place at the time the event occurred and the date this data was compiled. Results displayed are not distinguished as attempted or completed crimes, do not include other calls for police service, and only represent police service where a report was made. Police Incident Reports are classified by primary offense categories as defined by the Uniform Crime Reporting (UCR) system, however for this report all offenses are included, and each incident may have more than one offense listed on it. In cases where there is more than one offense listed, all offenses are counted individually. Although every reasonable verification effort is made, the accuracy of any data is subject to the constraints of the report generation process as well as the manner, format, and point in time of any query.

<b>PART I OFFENSES:</b>	Chosen by the FBI as Part I Offenses because they are serious crimes that occur with regularity in all areas of the country and are likely to be reported to Police.
<b>PART II OFFENSES:</b>	All other crimes other than the eight Part I Offenses. The Uniform Crime Reporting Program gathers only arrest data for Part II Offenses, however, SLCPD results displayed in this document display all Part II Offenses, regardless of the presence of arrest data.
<b>ALL OTHER OFFENSES:</b>	Under the Part II Offense section, 'All Other Offenses' include Peeping Tom, Trespass, Kidnap/Abduction, Pornography, Extortion/Blackmail, Bribery, Warrants, Sexual Offenses, Obstruction, Public Peace, and Hit & Run.
<b>NON-UCR OFFENSES:</b>	Non-UCR Offenses include reports for all other offenses not classified as a Part I or Part II Offense. Results displayed separate some of these offenses such as Ambulance Calls, Deaths, Missing Persons, Suicides, Suspicious Activity, and Traffic Accidents.
<b>ALL OTHER NON-UCR:</b>	Under the Non-UCR category, 'All Other' include the remainder of offenses not classified as Part I or Part II and not separated from the Non-UCR Offenses. These include things such as Loud Parties, Barking Dogs, Mentally Ill Subjects, Citizen Assistance, etc.
<b>LOW NUMBER OFFENSES:</b>	On page two, in the interest of space and allowing for easier viewing, the category titled 'Low Number Offenses' include Part I and Part II Offenses from page one that have totals under the amount of 9.

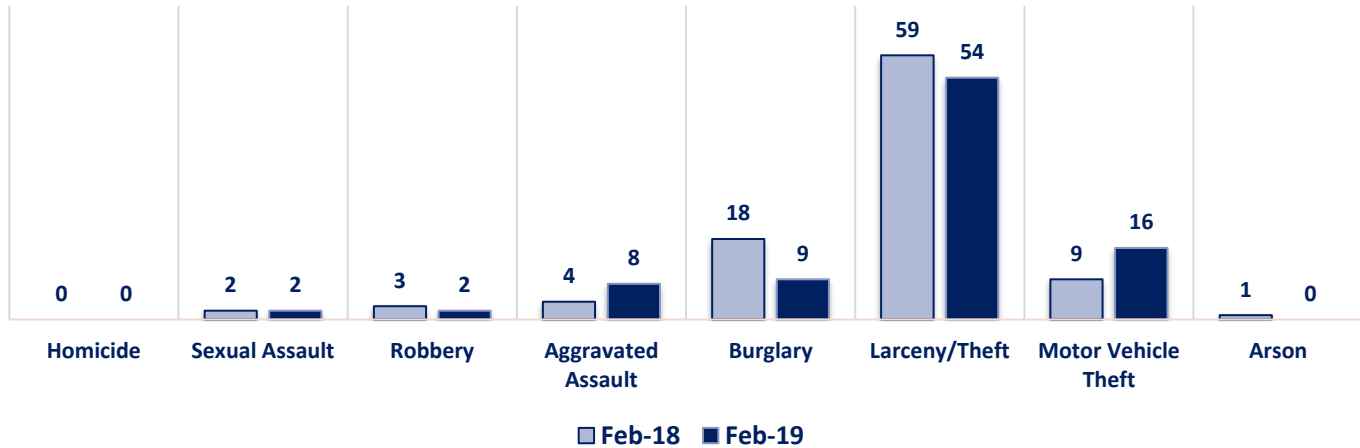
## Offenses

PART I OFFENSES	OFFENSE	FEB 18	FEB 19	OFFENSE	FEB 18	FEB 19
	Homicide	0	0	Other Assaults	21	24
	Sexual Assault	2	2	Forgery/Counterfeit	4	1
	Robbery	3	2	Fraud	16	8
	Aggravated Assault	4	8	Embezzlement	0	0
	Burglary	18	9	Stolen Property	1	5
	Larceny/Theft	59	54	Vandalism	20	25
	Motor Vehicle Theft	9	16	Weapons	2	2
	Arson	1	0	Prostitution	2	1
PART II OFFENSES	PART I TOTALS	96	91	Sex Offenses	2	4
	Ambulance Calls	13	18	Drug Abuse	21	17
	Deaths	3	2	Gambling	0	0
	Missing Persons	2	2	Family Offenses	20	20
	Suicides	1	0	DUI	4	5
	Suspicious Activity	7	10	Liquor Laws	1	3
	Traffic Accidents	33	38	Drunkenness	5	5
	All Other	86	102	Disorderly Conduct	0	6
	NON-UCR TOTALS	145	172	All Other Offenses	57	50
TOTALS	PART I OFFENSES	96	91	Curfew/Loitering	0	0
	PART II OFFENSES	177	176	Runaway	1	0
	NON-UCR OFFENSES	145	172	PART II TOTALS	177	176
	TOTAL	418	439			

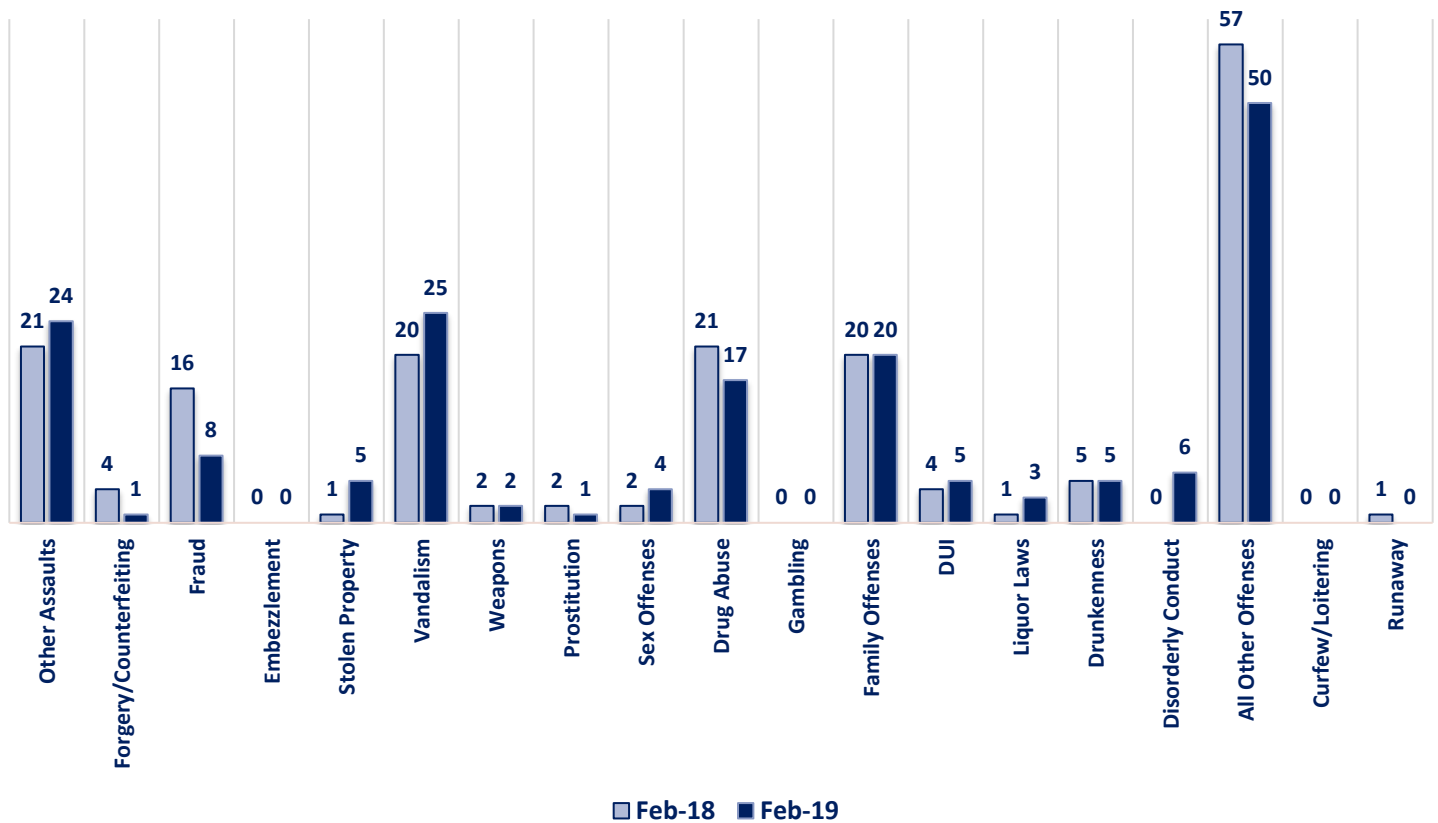
## FEBRUARY 2019 - PART I & II OFFENSE PERCENTAGES



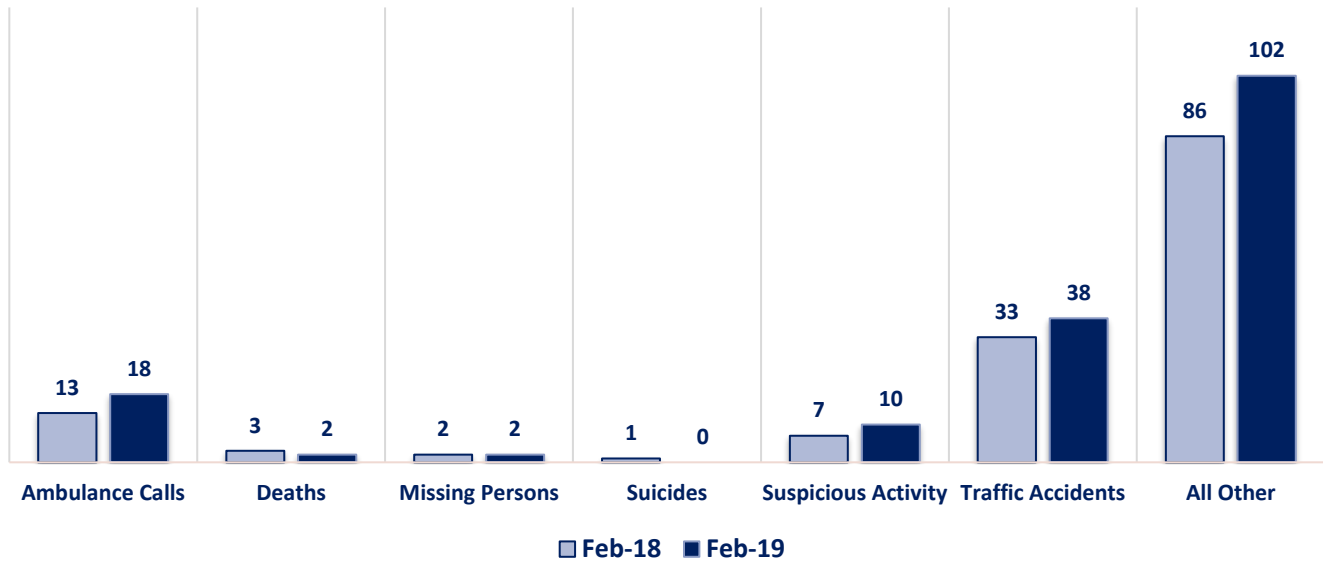
### Part I Offenses



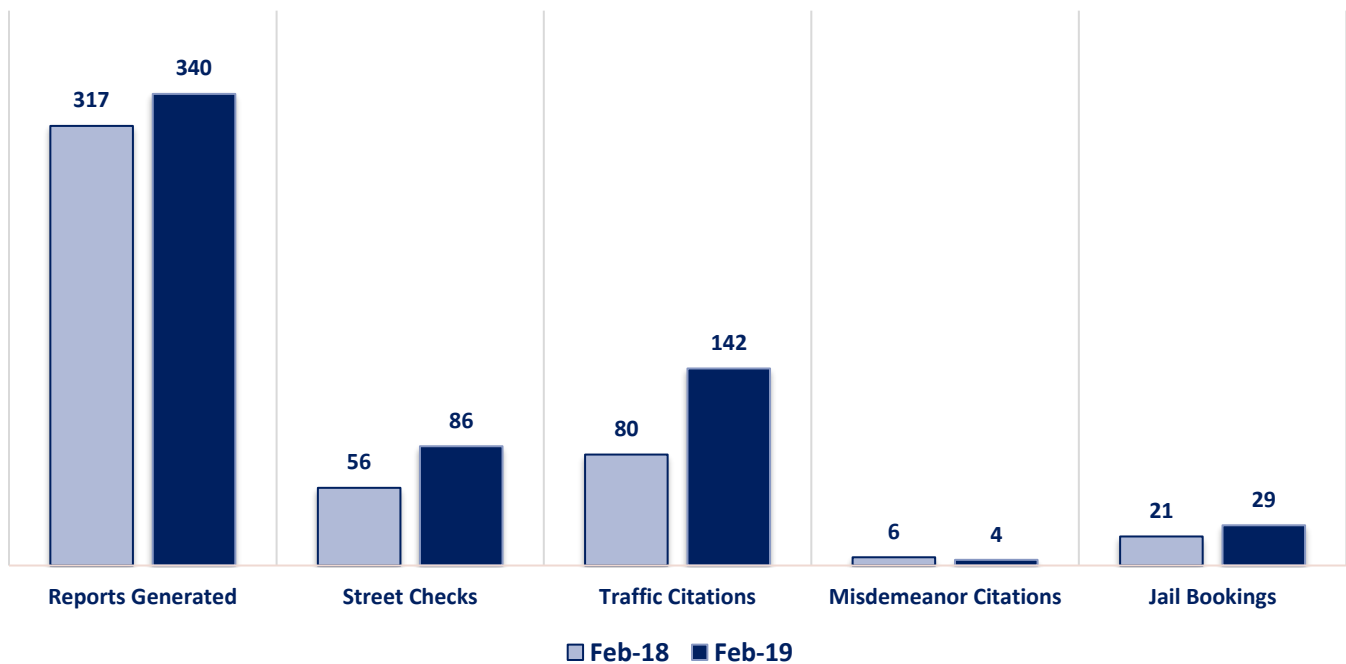
### Part II Offenses



### Non-UCR Offenses

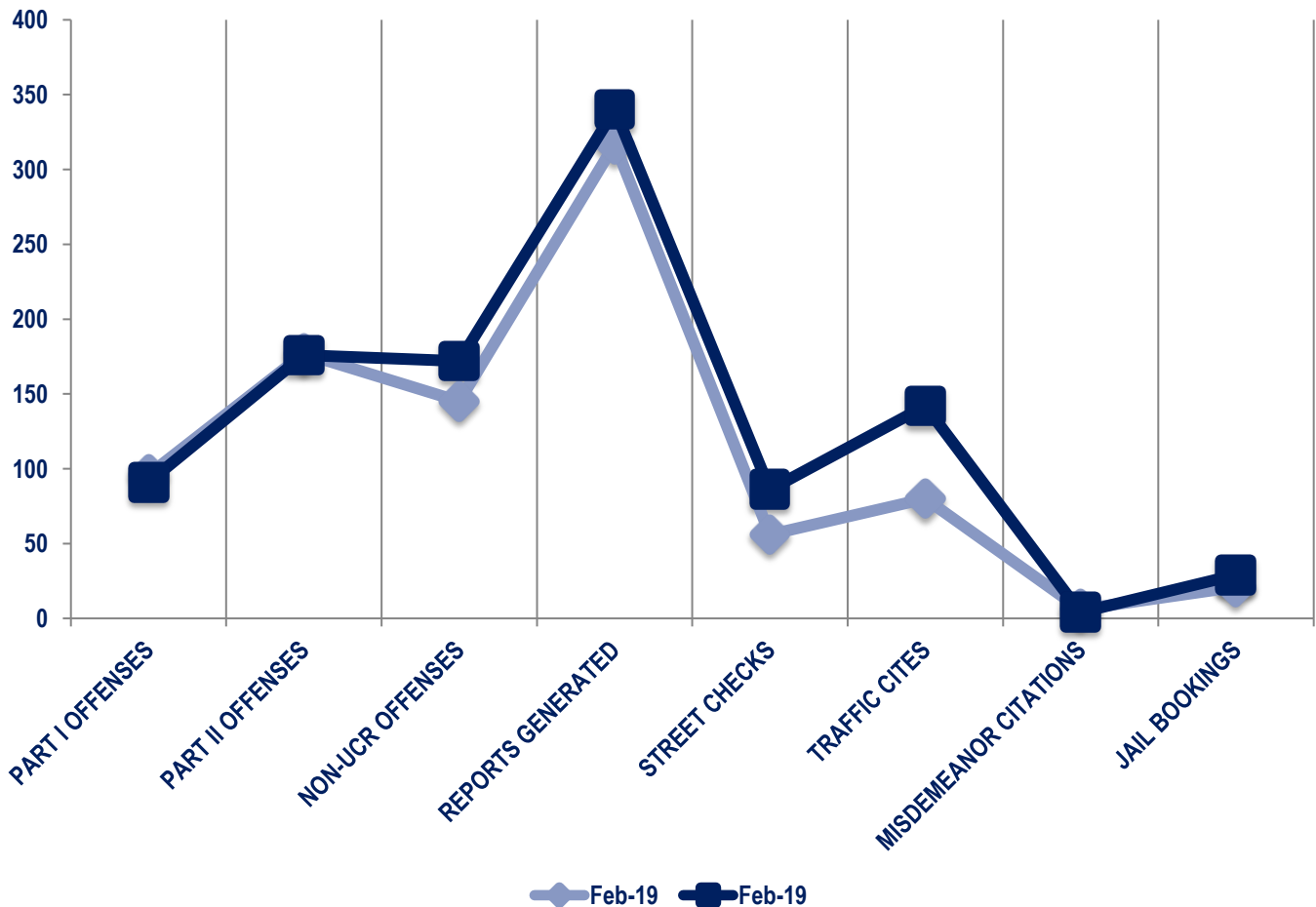


### Other Event Totals



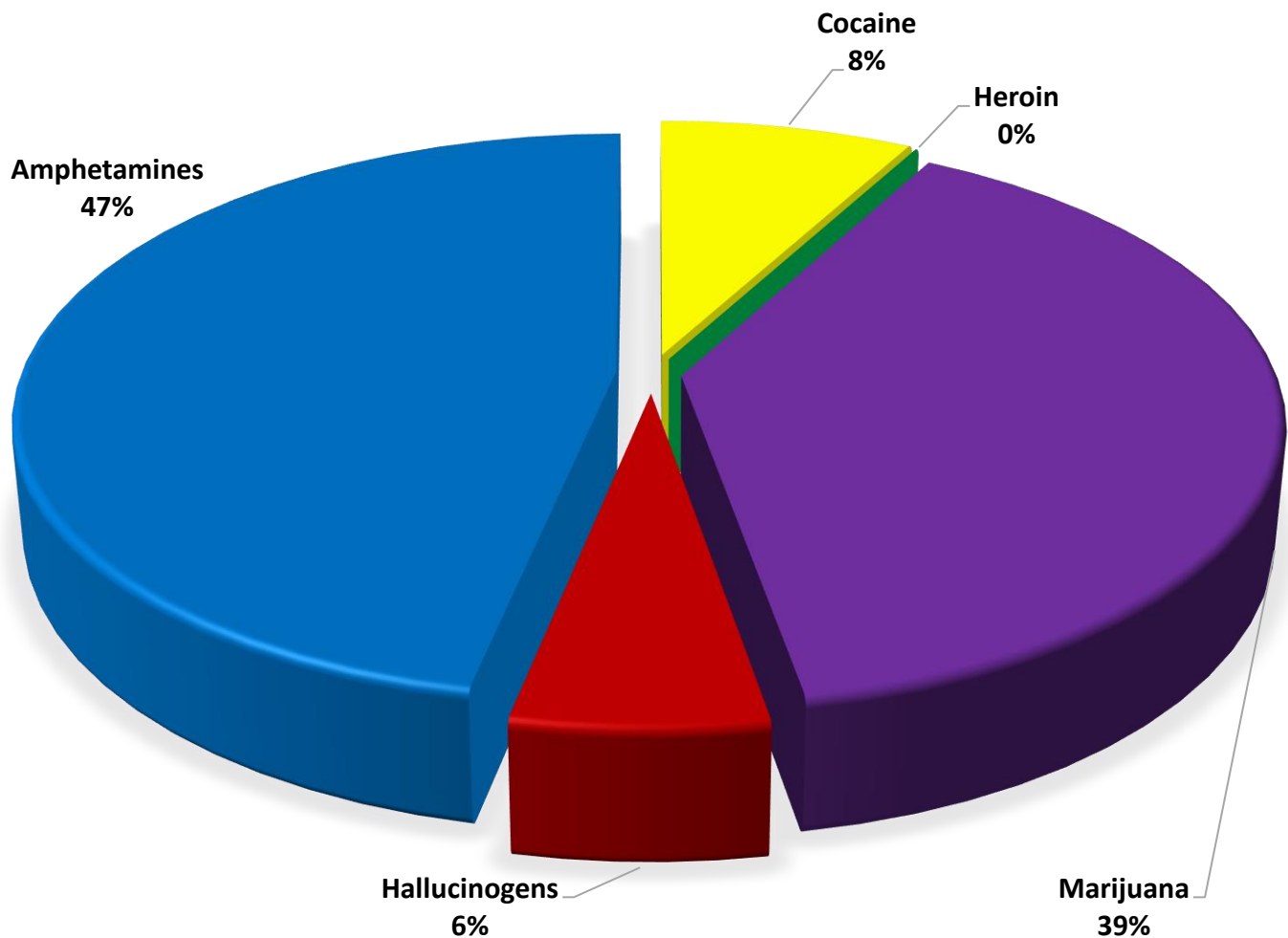
### Combined Offense/Event Trends

	FEB 2018	FEB 2019
<b>Part I Offenses</b>	96	91
<b>Part II Offenses</b>	177	176
<b>NonUCR Offenses</b>	145	172
<b>Reports Generated</b>	317	340
<b>Street Checks</b>	56	86
<b>Traffic Citations</b>	80	142
<b>Misdemeanor Citations</b>	6	4
<b>Jail Bookings</b>	21	29

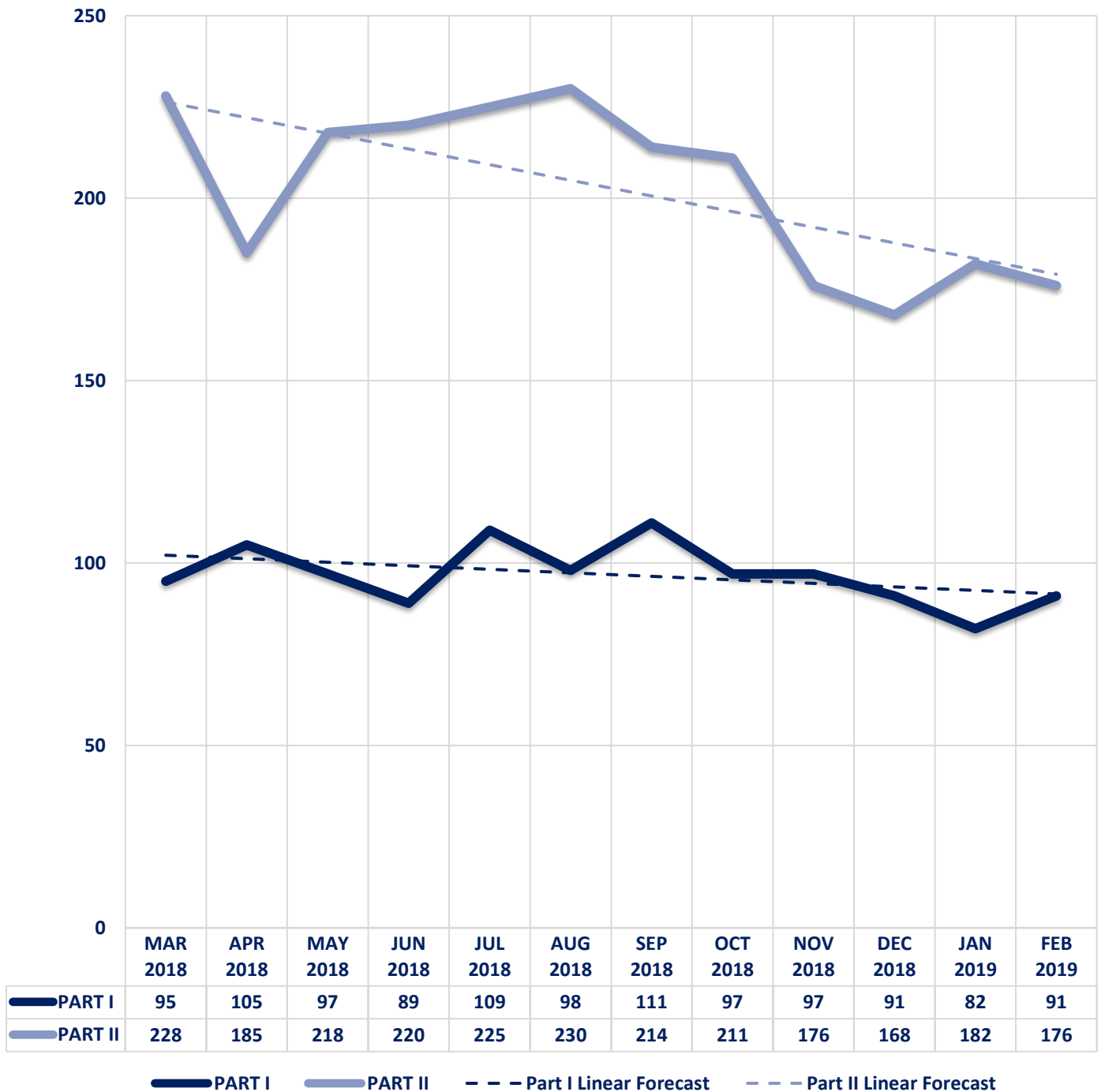


### Seized Drugs

TYPE	DOSES	STREET VALUE
Cocaine	16.0	\$ 160.00
Heroin	0.0	\$ 0.10
Marijuana	79.0	\$ 474.08
Hallucinogens	12.0	\$ 23.99
Amphetamines	94.0	\$ 940.00
<b>TOTAL</b>	<b>201.0</b>	<b>\$ 1,598.17</b>



### Part I & II Offenses - One Year







## CITY COUNCIL DISTRICT #3

### MONTHLY OFFENSE SUMMARY

MARCH 2019

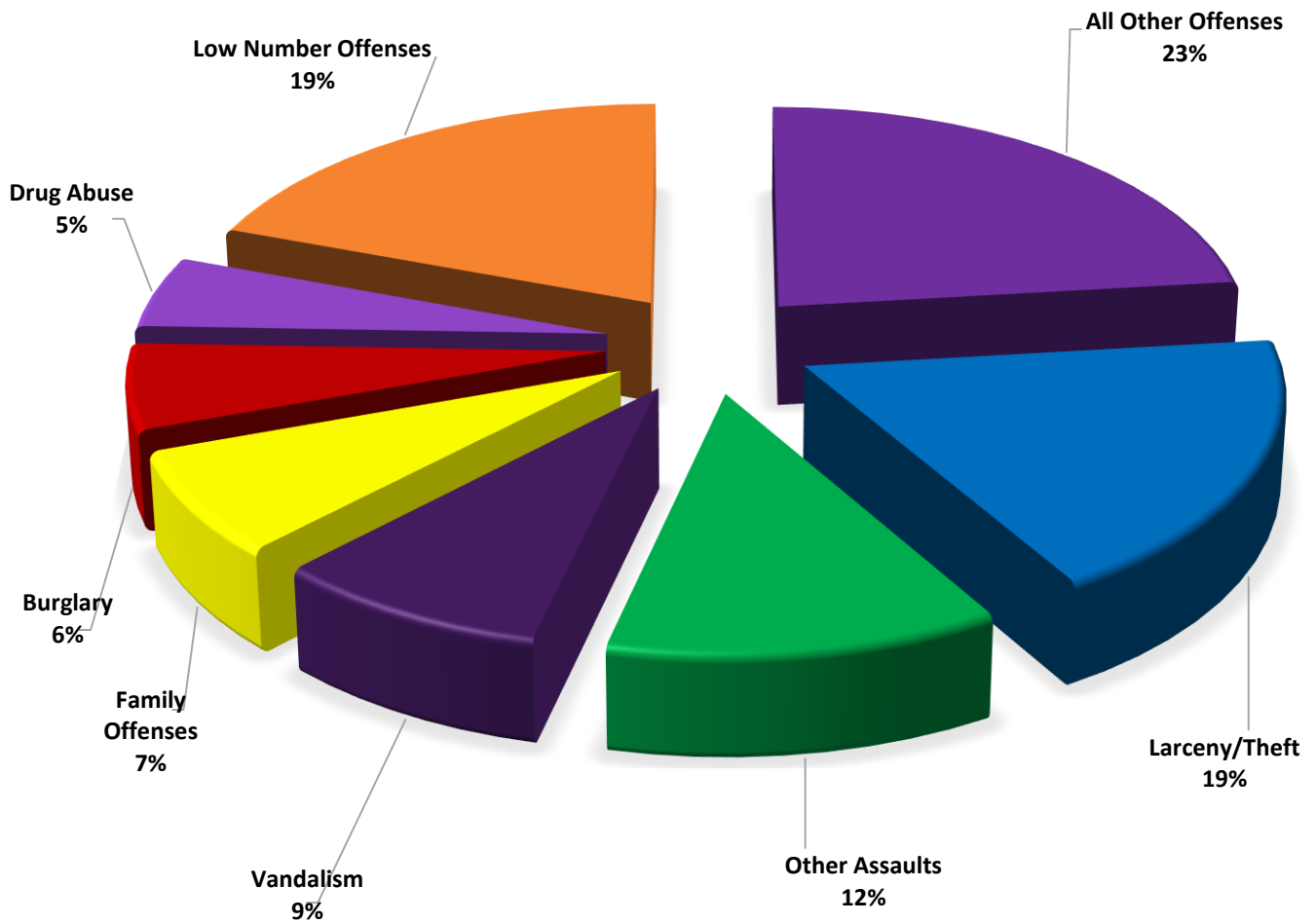
These figures represent preliminary counts of original Police Incident Reports and include all offenses within the above listed City Council District only. Full statistical analysis to determine the confidence level of this data has not been performed. The results contained herein are approximate in relation to the listed area and may not fully coincide with data shown in other areas of SLCPD's Crime Statistics page such as Calls for Service, Crimes Trending, and Crime Reports due to and reflective of departmental procedures that were in place at the time the event occurred and the date this data was compiled. Results displayed are not distinguished as attempted or completed crimes, do not include other calls for police service, and only represent police service where a report was made. Police Incident Reports are classified by primary offense categories as defined by the Uniform Crime Reporting (UCR) system, however for this report all offenses are included, and each incident may have more than one offense listed on it. In cases where there is more than one offense listed, all offenses are counted individually. Although every reasonable verification effort is made, the accuracy of any data is subject to the constraints of the report generation process as well as the manner, format, and point in time of any query.

<b>PART I OFFENSES:</b>	Chosen by the FBI as Part I Offenses because they are serious crimes that occur with regularity in all areas of the country and are likely to be reported to Police.
<b>PART II OFFENSES:</b>	All other crimes other than the eight Part I Offenses. The Uniform Crime Reporting Program gathers only arrest data for Part II Offenses, however, SLCPD results displayed in this document display all Part II Offenses, regardless of the presence of arrest data.
<b>ALL OTHER OFFENSES:</b>	Under the Part II Offense section, 'All Other Offenses' include Peeping Tom, Trespass, Kidnap/Abduction, Pornography, Extortion/Blackmail, Bribery, Warrants, Sexual Offenses, Obstruction, Public Peace, and Hit & Run.
<b>NON-UCR OFFENSES:</b>	Non-UCR Offenses include reports for all other offenses not classified as a Part I or Part II Offense. Results displayed separate some of these offenses such as Ambulance Calls, Deaths, Missing Persons, Suicides, Suspicious Activity, and Traffic Accidents.
<b>ALL OTHER NON-UCR:</b>	Under the Non-UCR category, 'All Other' include the remainder of offenses not classified as Part I or Part II and not separated from the Non-UCR Offenses. These include things such as Loud Parties, Barking Dogs, Mentally Ill Subjects, Citizen Assistance, etc.
<b>LOW NUMBER OFFENSES:</b>	On page two, in the interest of space and allowing for easier viewing, the category titled 'Low Number Offenses' include Part I and Part II Offenses from page one that have totals under the amount of 14.

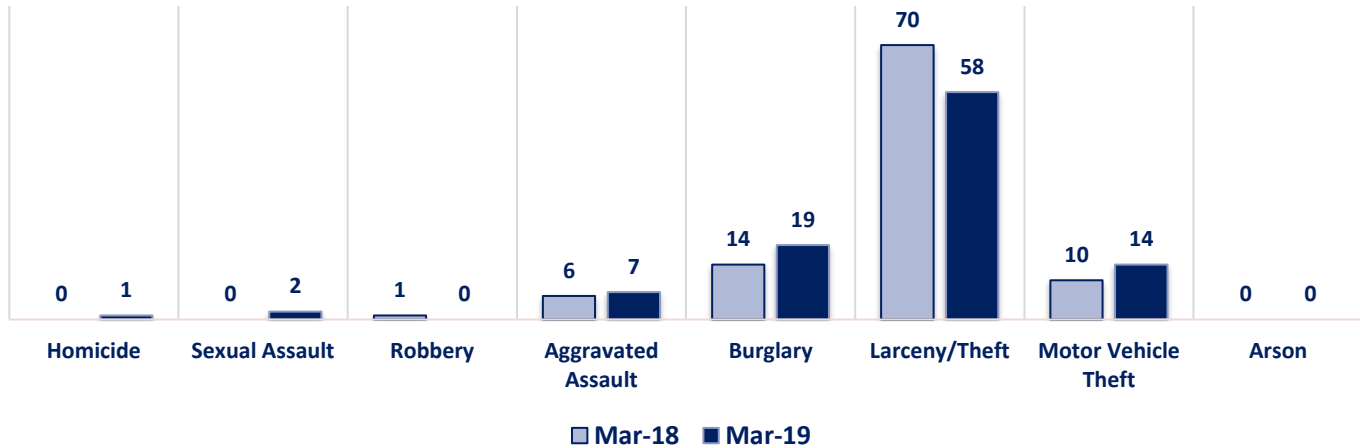
## Offenses

PART I OFFENSES	OFFENSE	MAR 18	MAR 19	OFFENSE	MAR 18	MAR 19	PART II OFFENSES
	Homicide	0	1	Other Assaults	38	38	
	Sexual Assault	0	2	Forgery/Counterfeit	4	1	
	Robbery	1	0	Fraud	19	14	
	Aggravated Assault	6	7	Embezzlement	0	0	
	Burglary	14	19	Stolen Property	1	0	
	Larceny/Theft	70	58	Vandalism	17	27	
	Motor Vehicle Theft	10	14	Weapons	2	2	
NON-UCR OFFENSES	Arson	0	0	Prostitution	1	0	
	<b>PART I TOTALS</b>	<b>101</b>	<b>101</b>	Sex Offenses	1	0	
	Ambulance Calls	14	11	Drug Abuse	33	16	
	Deaths	3	4	Gambling	0	0	
	Missing Persons	4	4	Family Offenses	29	23	
	Suicides	1	0	DUI	4	2	
	Suspicious Activity	14	13	Liquor Laws	0	1	
	Traffic Accidents	37	34	Drunkenness	8	12	
TOTALS	All Other	72	106	Disorderly Conduct	7	3	
	<b>NON-UCR TOTALS</b>	<b>145</b>	<b>172</b>	All Other Offenses	70	73	
	<b>PART I OFFENSES</b>	<b>101</b>	<b>101</b>	Curfew/Loitering	0	0	
	<b>PART II OFFENSES</b>	<b>235</b>	<b>214</b>	Runaway	1	2	
	<b>NON-UCR OFFENSES</b>	<b>145</b>	<b>172</b>	<b>PART II TOTALS</b>	<b>235</b>	<b>214</b>	
	<b>TOTAL</b>	<b>481</b>	<b>487</b>				

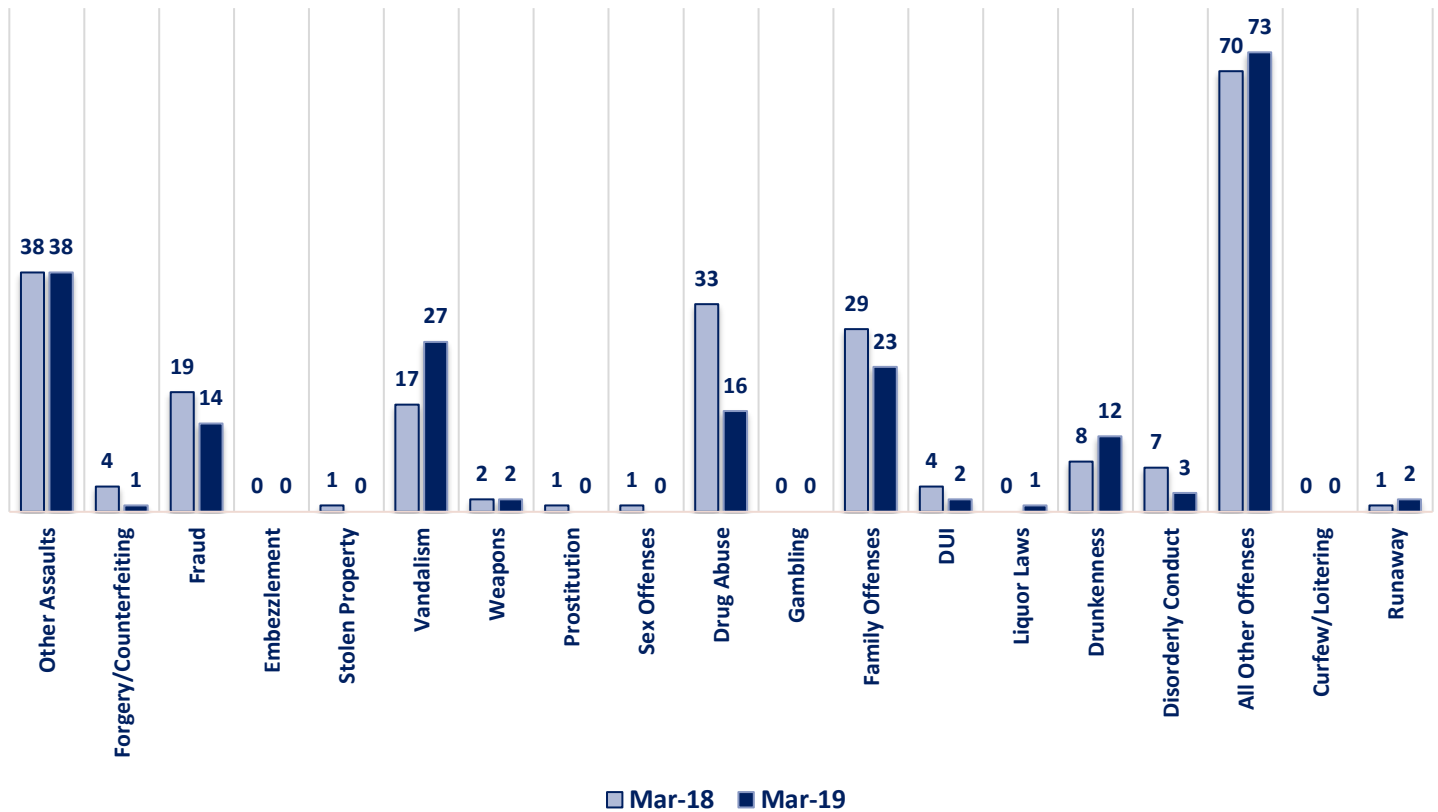
### MARCH 2019- PART I & II OFFENSE PERCENTAGES



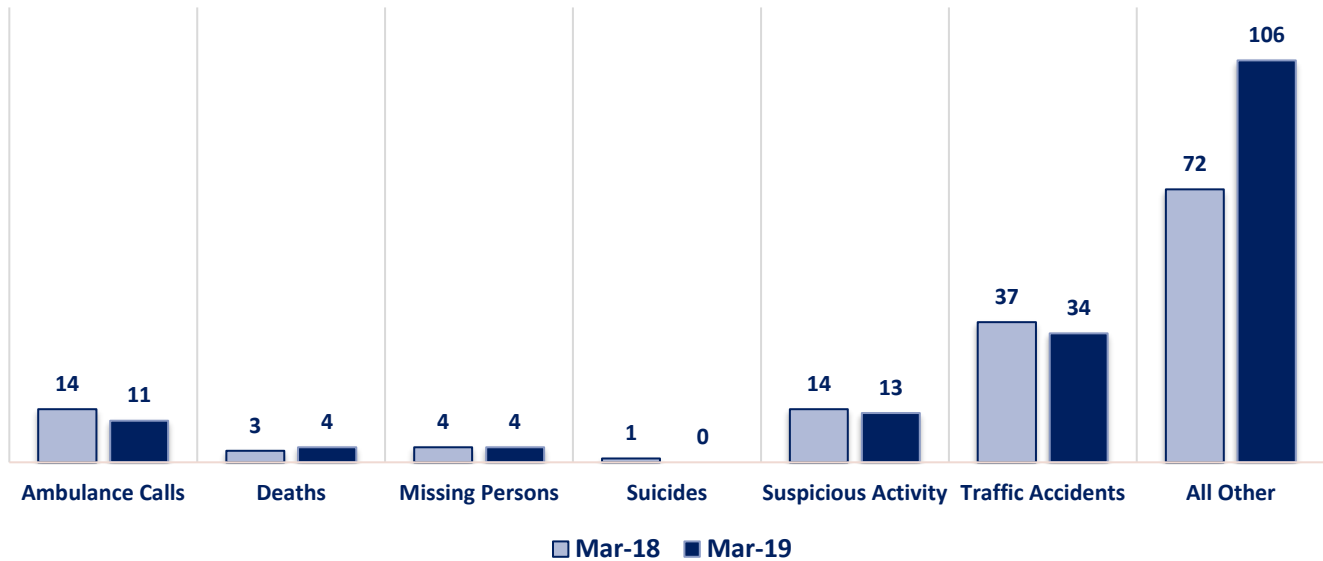
### Part I Offenses



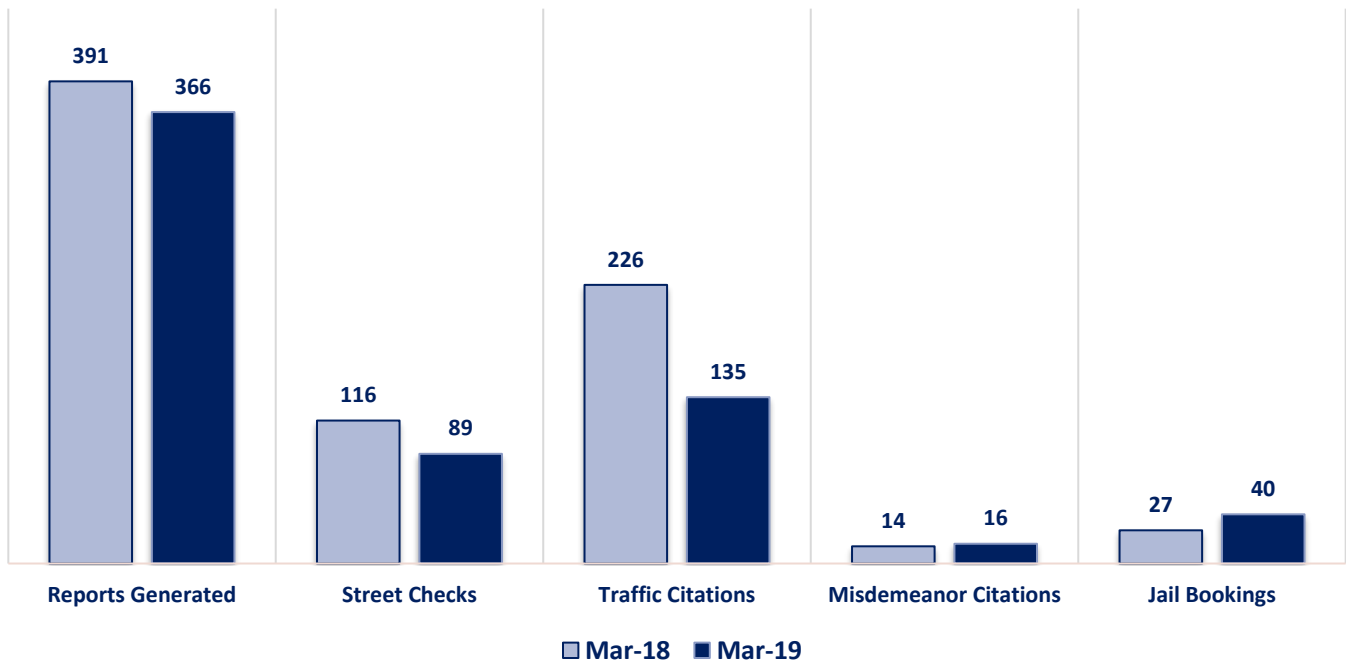
### Part II Offenses



### Non-UCR Offenses

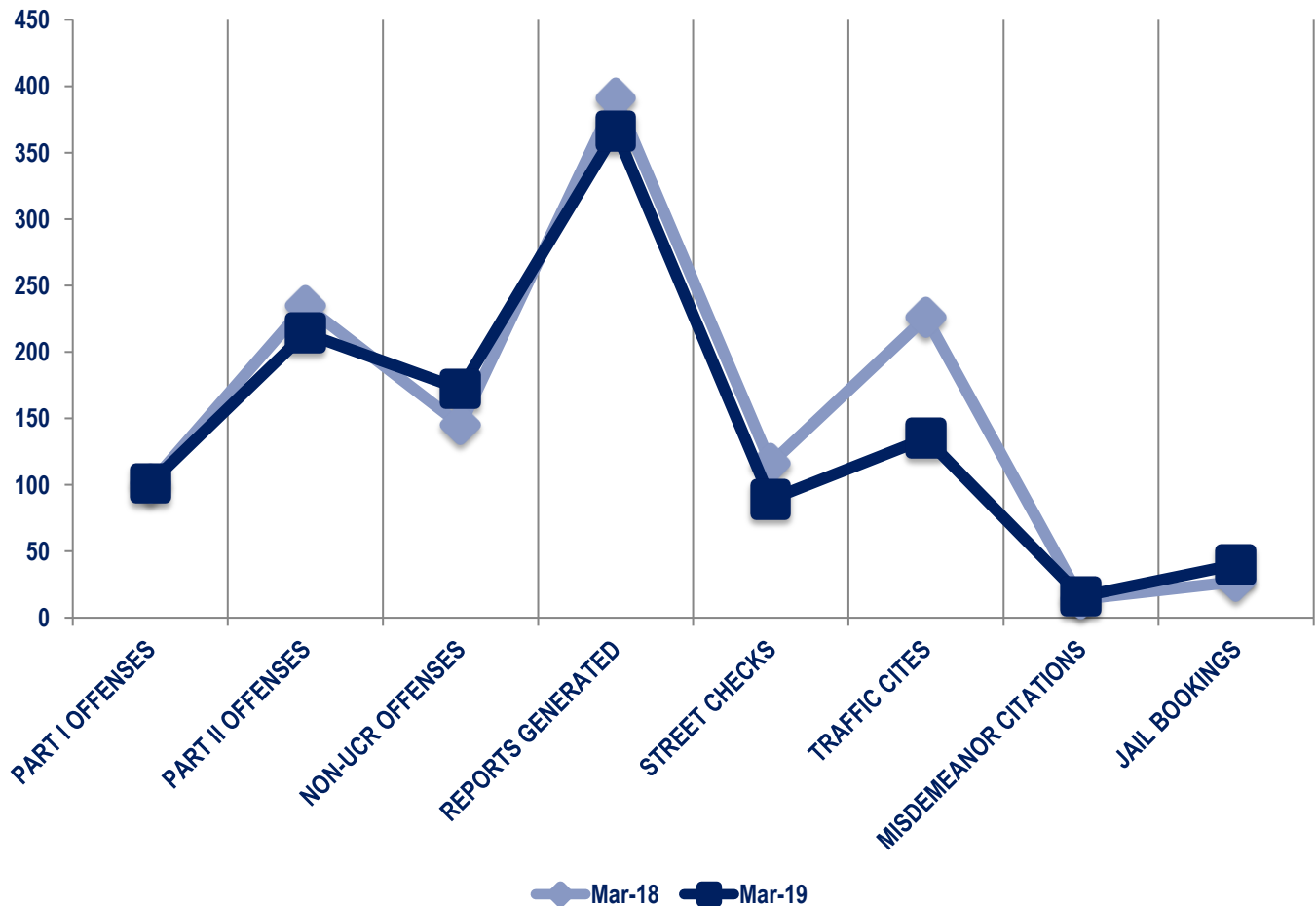


### Other Event Totals



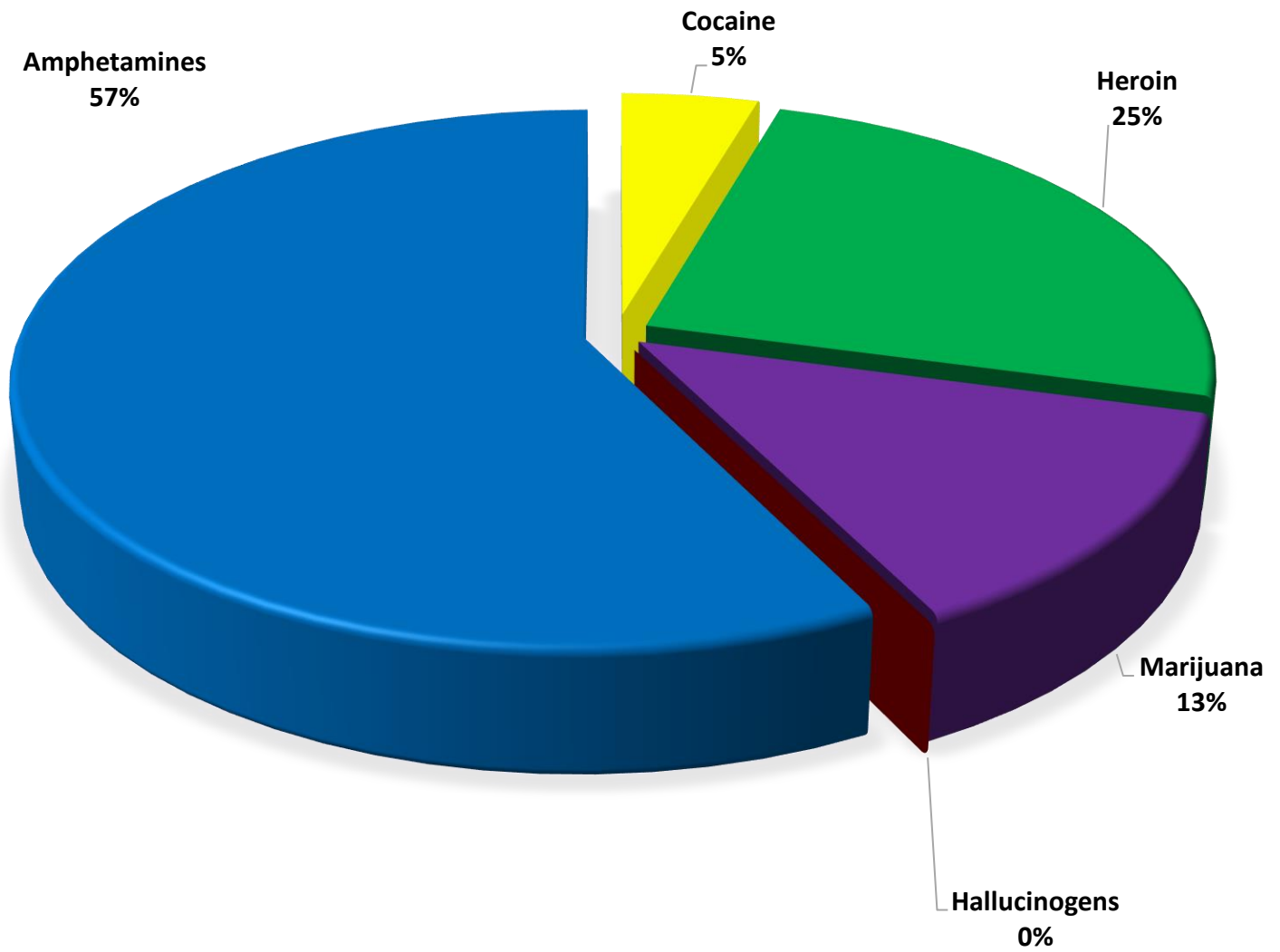
## Combined Offense/Event Trends

	MARCH 2018	MARCH 2019
<b>Part I Offenses</b>	101	101
<b>Part II Offenses</b>	235	214
<b>NonUCR Offenses</b>	145	172
<b>Reports Generated</b>	391	366
<b>Street Checks</b>	116	89
<b>Traffic Citations</b>	226	135
<b>Misdemeanor Citations</b>	14	16
<b>Jail Bookings</b>	27	40

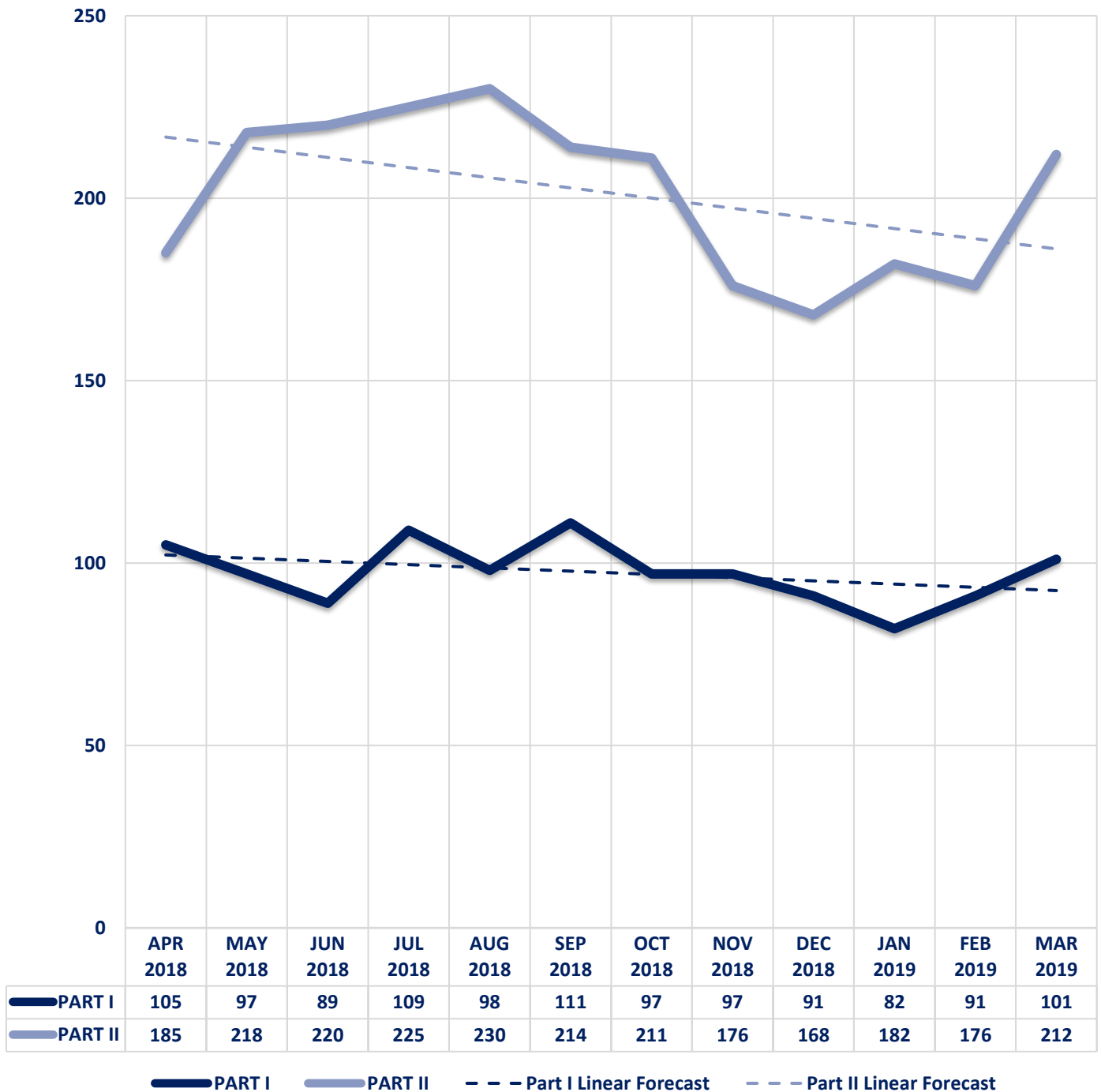


### Seized Drugs

TYPE	DOSES	STREET VALUE
Cocaine	36.0	\$ 360.00
Heroin	195.0	\$ 1,950.00
Marijuana	105.6	\$ 633.89
Hallucinogens	0.0	\$ -
Amphetamines	454.3	\$ 4,543.00
<b>TOTAL</b>	<b>790.9</b>	<b>\$ 7,486.89</b>



### Part I & II Offenses - One Year







## CITY COUNCIL DISTRICT #3

### MONTHLY OFFENSE SUMMARY

APRIL 2019

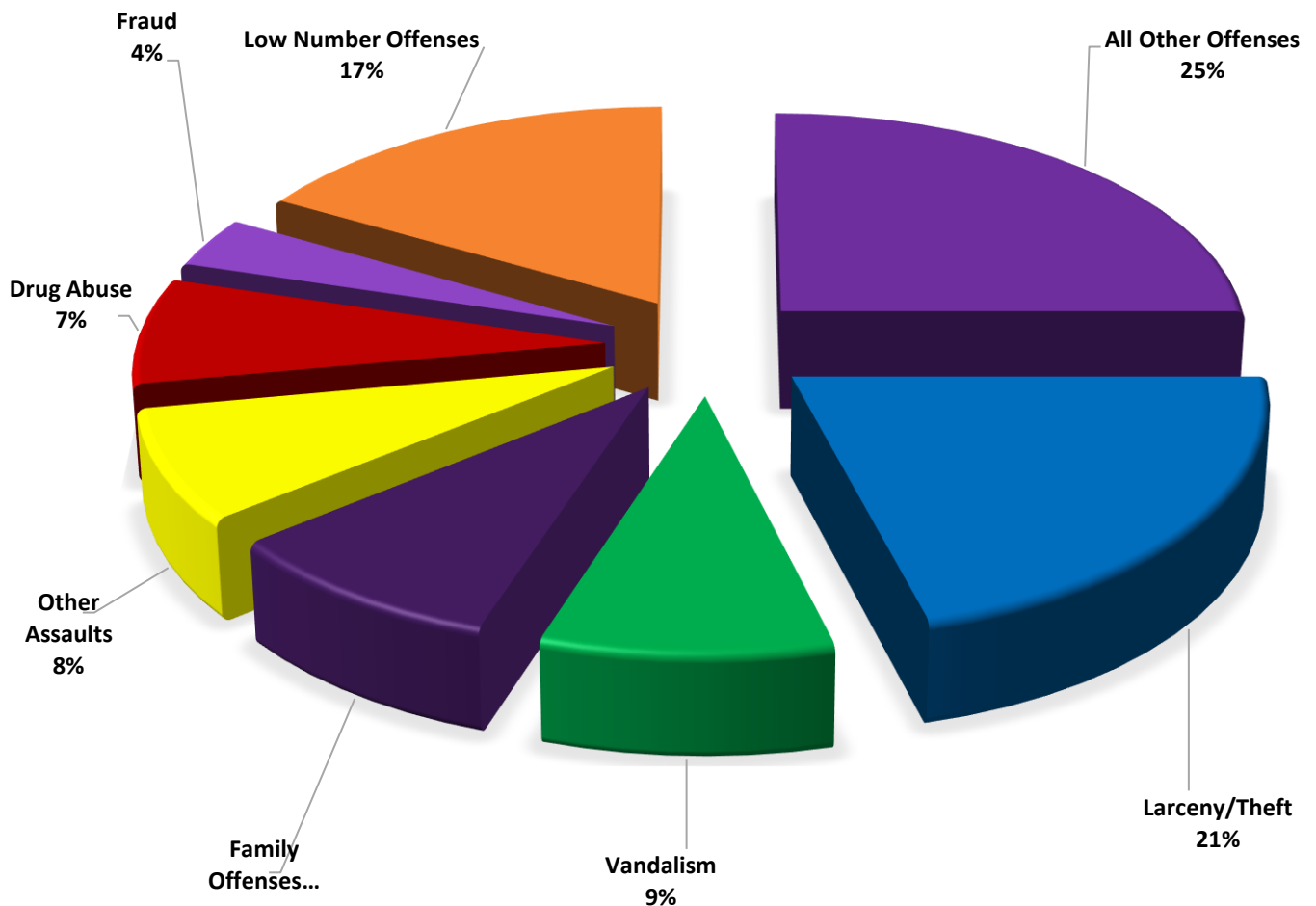
These figures represent preliminary counts of original Police Incident Reports and include all offenses within the above listed City Council District only. Full statistical analysis to determine the confidence level of this data has not been performed. The results contained herein are approximate in relation to the listed area and may not fully coincide with data shown in other areas of SLCPD's Crime Statistics page such as Calls for Service, Crimes Trending, and Crime Reports due to and reflective of departmental procedures that were in place at the time the event occurred and the date this data was compiled. Results displayed are not distinguished as attempted or completed crimes, do not include other calls for police service, and only represent police service where a report was made. Police Incident Reports are classified by primary offense categories as defined by the Uniform Crime Reporting (UCR) system, however for this report all offenses are included, and each incident may have more than one offense listed on it. In cases where there is more than one offense listed, all offenses are counted individually. Although every reasonable verification effort is made, the accuracy of any data is subject to the constraints of the report generation process as well as the manner, format, and point in time of any query.

<b>PART I OFFENSES:</b>	Chosen by the FBI as Part I Offenses because they are serious crimes that occur with regularity in all areas of the country and are likely to be reported to Police.
<b>PART II OFFENSES:</b>	All other crimes other than the eight Part I Offenses. The Uniform Crime Reporting Program gathers only arrest data for Part II Offenses, however, SLCPD results displayed in this document display all Part II Offenses, regardless of the presence of arrest data.
<b>ALL OTHER OFFENSES:</b>	Under the Part II Offense section, 'All Other Offenses' include Peeping Tom, Trespass, Kidnap/Abduction, Pornography, Extortion/Blackmail, Bribery, Warrants, Sexual Offenses, Obstruction, Public Peace, and Hit & Run.
<b>NON-UCR OFFENSES:</b>	Non-UCR Offenses include reports for all other offenses not classified as a Part I or Part II Offense. Results displayed separate some of these offenses such as Ambulance Calls, Deaths, Missing Persons, Suicides, Suspicious Activity, and Traffic Accidents.
<b>ALL OTHER NON-UCR:</b>	Under the Non-UCR category, 'All Other' include the remainder of offenses not classified as Part I or Part II and not separated from the Non-UCR Offenses. These include things such as Loud Parties, Barking Dogs, Mentally Ill Subjects, Citizen Assistance, etc.
<b>LOW NUMBER OFFENSES:</b>	On page two, in the interest of space and allowing for easier viewing, the category titled 'Low Number Offenses' include Part I and Part II Offenses from page one that have totals under the amount of 8.

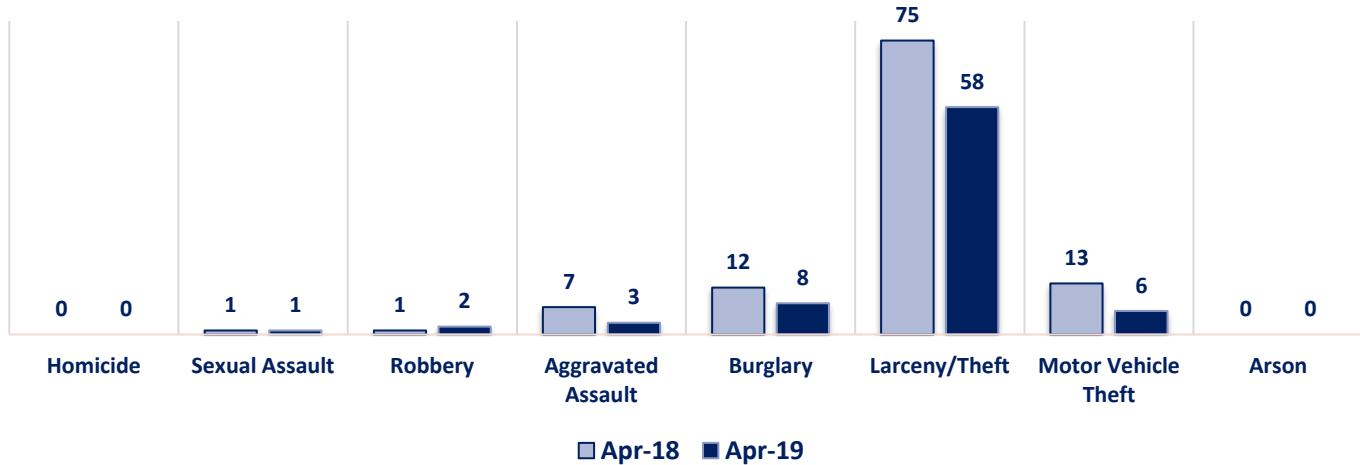
## Offenses

PART I OFFENSES	OFFENSE	APR 18	APR 19	OFFENSE	APR 18	APR 19	PART II OFFENSES
	Homicide	0	0	Other Assaults	28	22	
	Sexual Assault	1	1	Forgery/Counterfeit	2	5	
	Robbery	1	2	Fraud	6	10	
	Aggravated Assault	7	3	Embezzlement	0	0	
	Burglary	12	8	Stolen Property	0	1	
	Larceny/Theft	75	58	Vandalism	25	25	
	Motor Vehicle Theft	13	6	Weapons	1	0	
	Arson	0	0	Prostitution	0	1	
PART I TOTALS		109	78	Sex Offenses	1	3	PART II OFFENSES
NON-UCR OFFENSES	Ambulance Calls	8	11	Drug Abuse	23	21	
	Deaths	3	1	Gambling	0	0	
	Missing Persons	3	5	Family Offenses	23	25	
	Suicides	0	0	DUI	11	2	
	Suspicious Activity	11	9	Liquor Laws	0	1	
	Traffic Accidents	39	42	Drunkenness	10	6	
	All Other	96	77	Disorderly Conduct	6	5	
NON-UCR TOTALS		160	145	All Other Offenses	48	69	
TOTALS	PART I OFFENSES	109	78	Curfew/Loitering	0	0	
	PART II OFFENSES	185	198	Runaway	1	2	
	NON-UCR OFFENSES	160	145	PART II TOTALS	185	198	
	TOTAL	454	421				

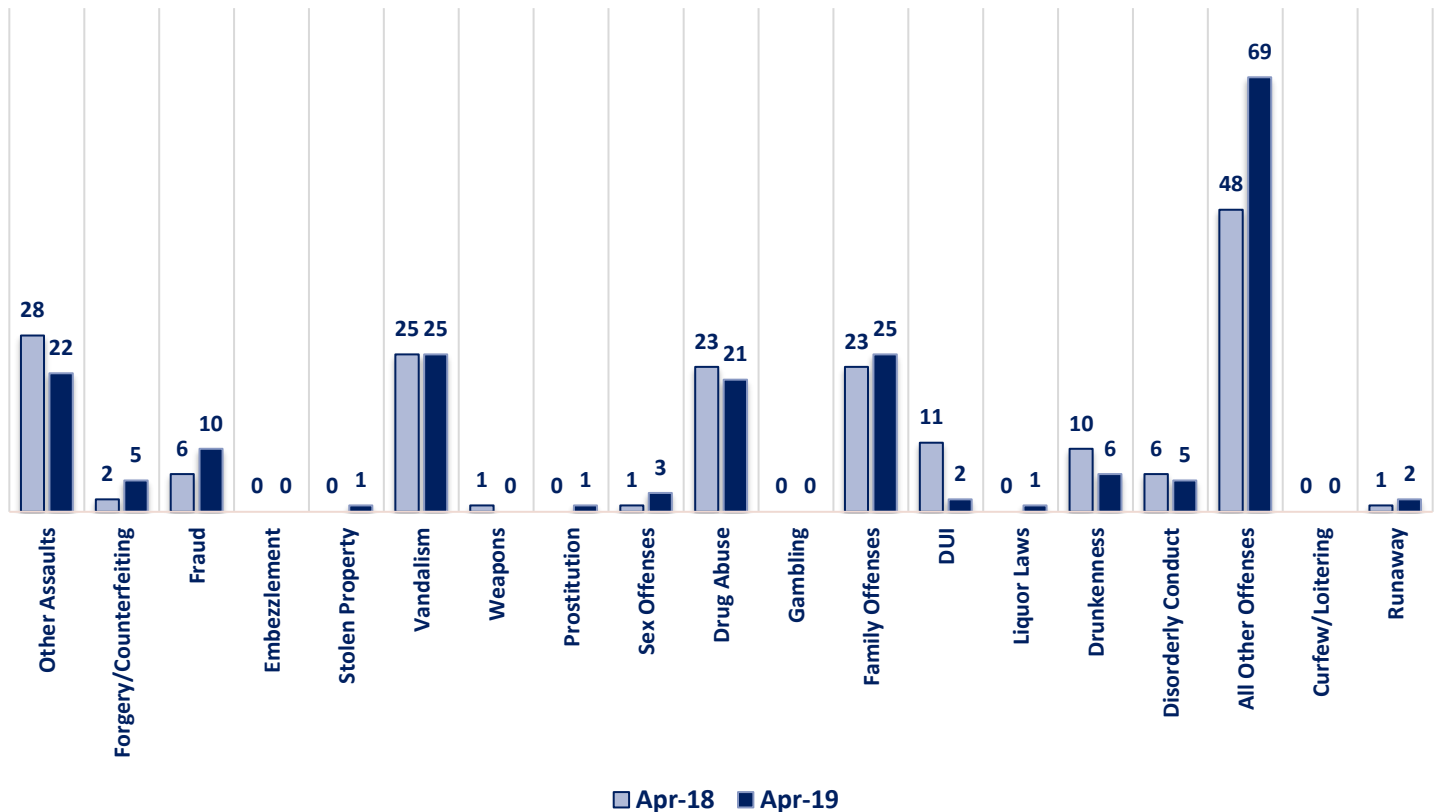
**APRIL 2019 - PART I & II OFFENSE PERCENTAGES**



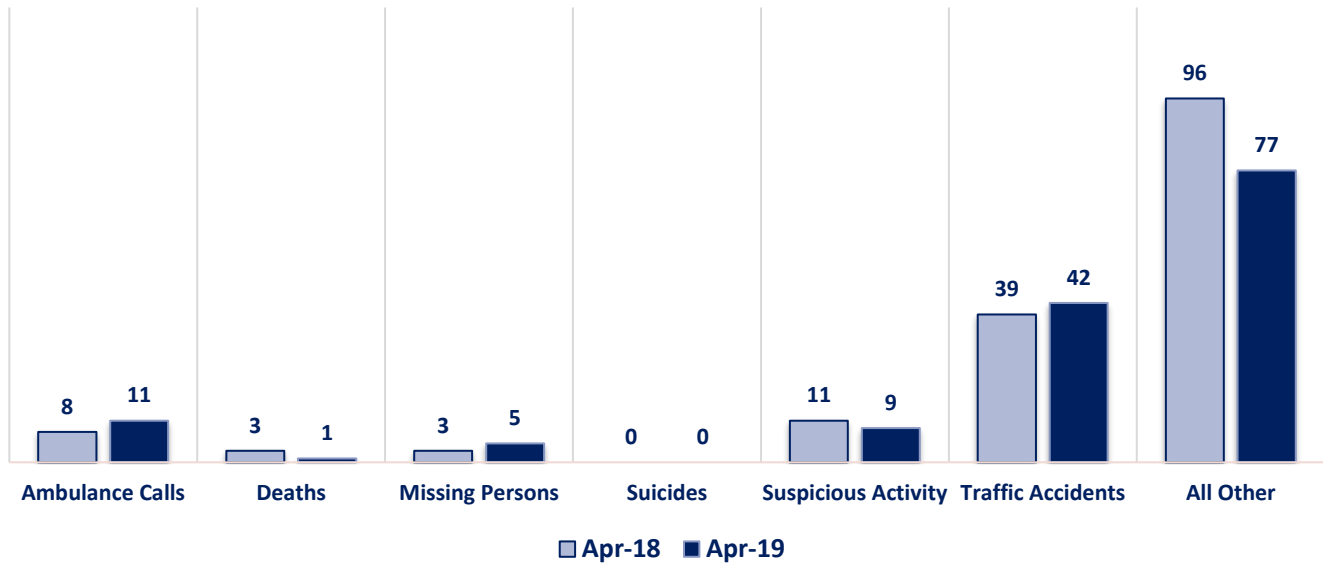
### Part I Offenses



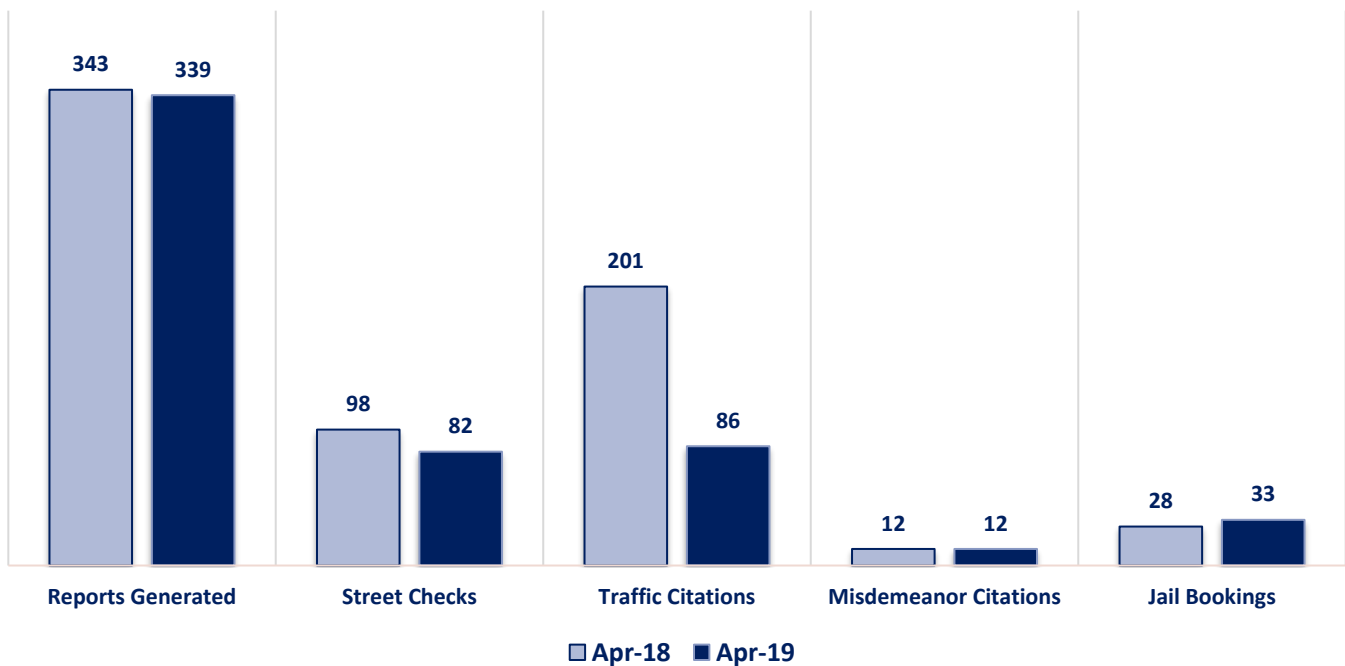
### Part II Offenses



### Non-UCR Offenses

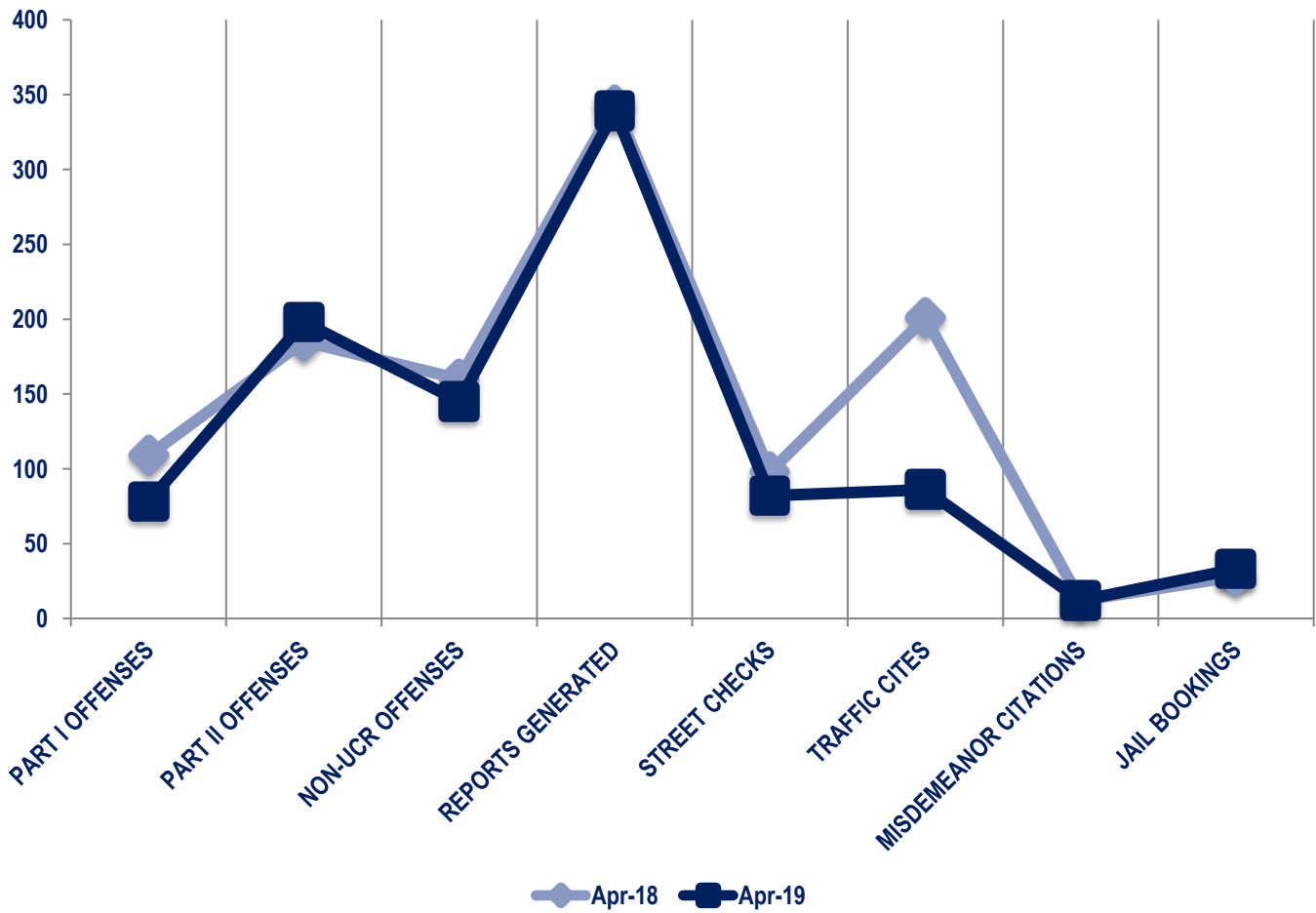


### Other Event Totals



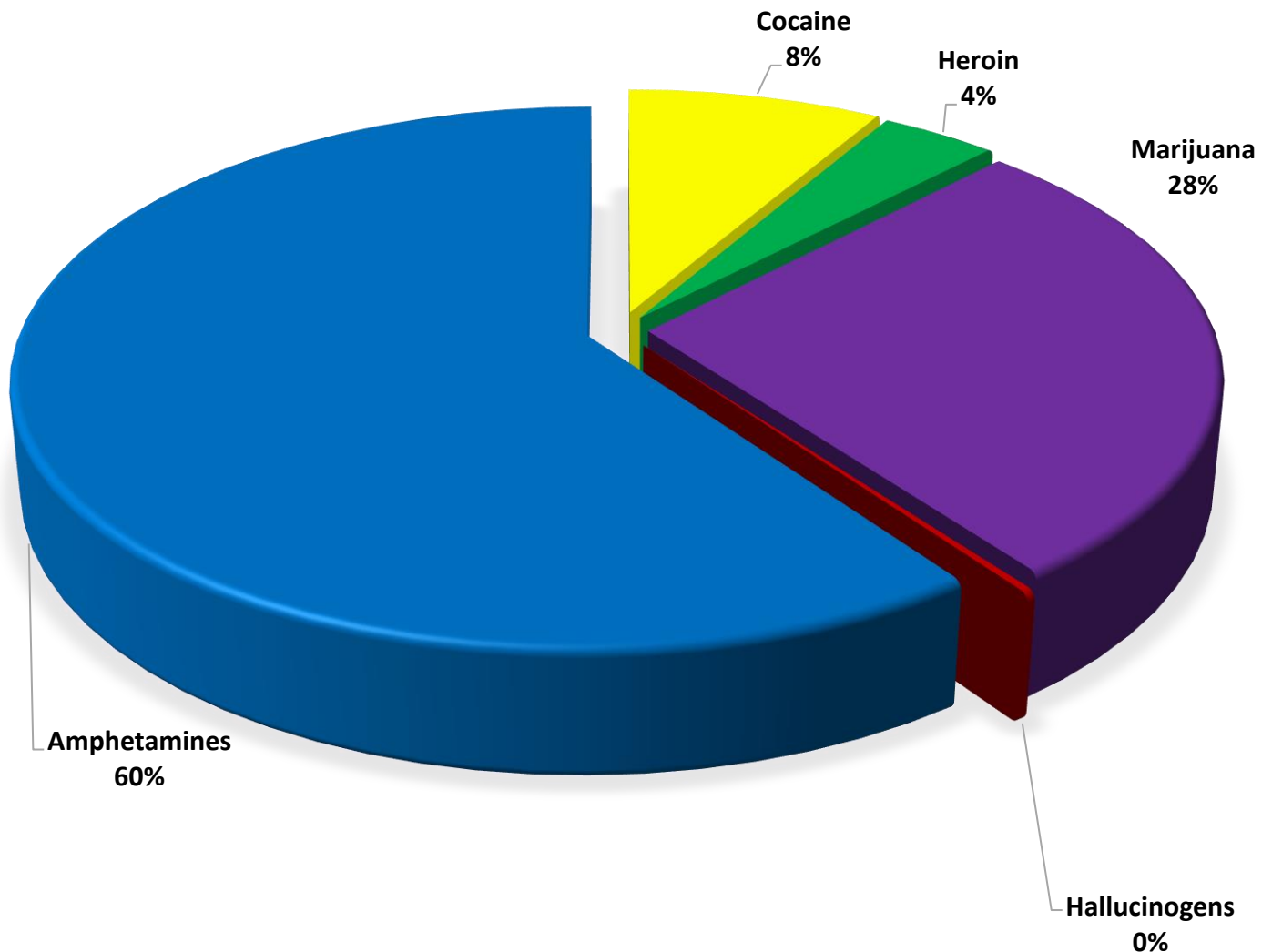
### Combined Offense/Event Trends

	APR 2018	APR 2019
<b>Part I Offenses</b>	109	78
<b>Part II Offenses</b>	185	198
<b>NonUCR Offenses</b>	160	145
<b>Reports Generated</b>	343	339
<b>Street Checks</b>	98	82
<b>Traffic Citations</b>	201	86
<b>Misdemeanor Citations</b>	12	12
<b>Jail Bookings</b>	28	33

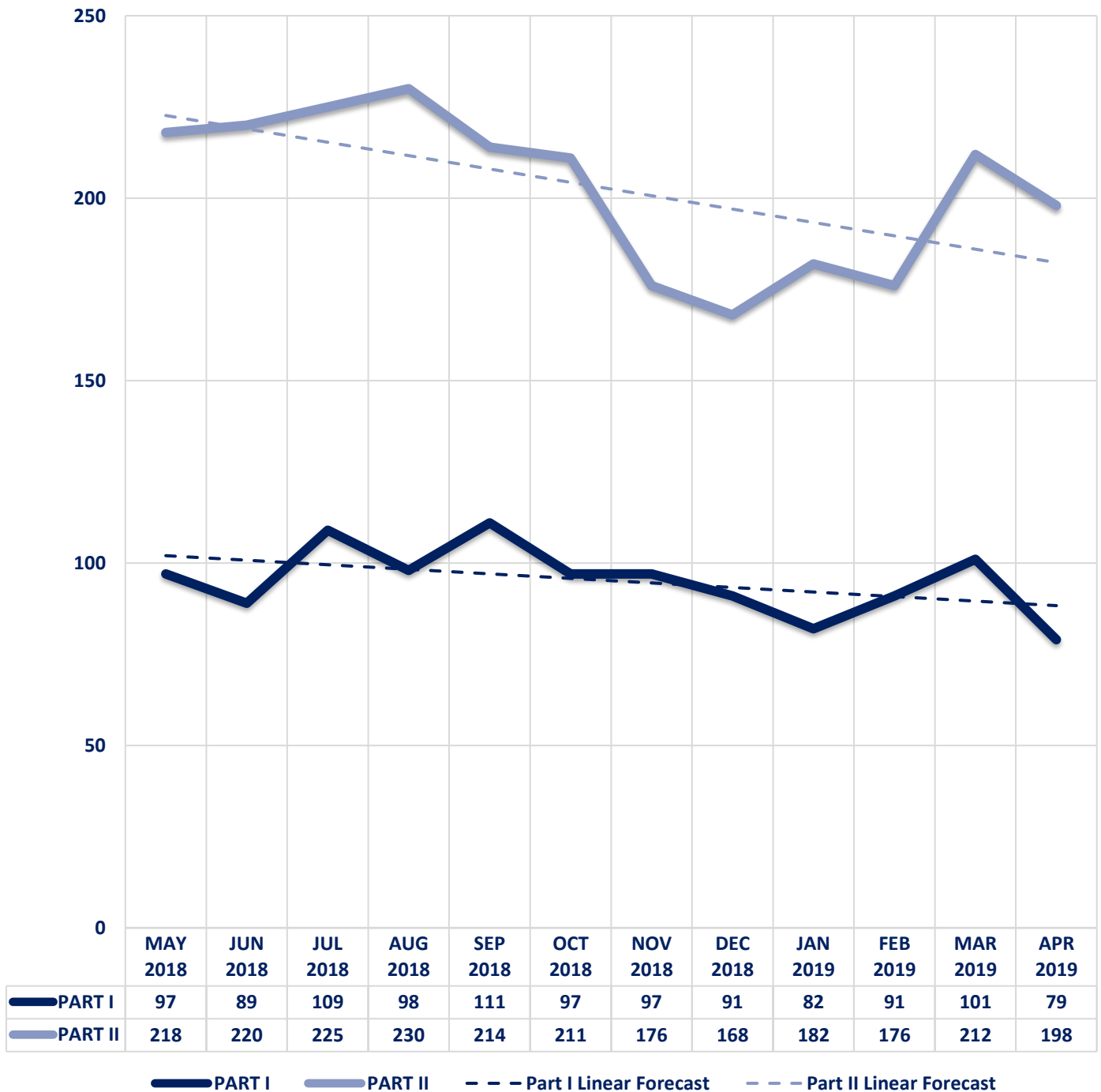


### Seized Drugs

TYPE	DOSES	STREET VALUE	
Cocaine	35.0	\$	350.00
Heroin	16.0	\$	160.00
Marijuana	115.3	\$	692.08
Hallucinogens	1.0	\$	2.00
Amphetamines	250.0	\$	2,500.00
<b>TOTAL</b>	<b>417.3</b>	<b>\$</b>	<b>3,704.08</b>



### Part I & II Offenses - One Year







## CITY COUNCIL DISTRICT #3

### MONTHLY OFFENSE SUMMARY

**MAY 2019**

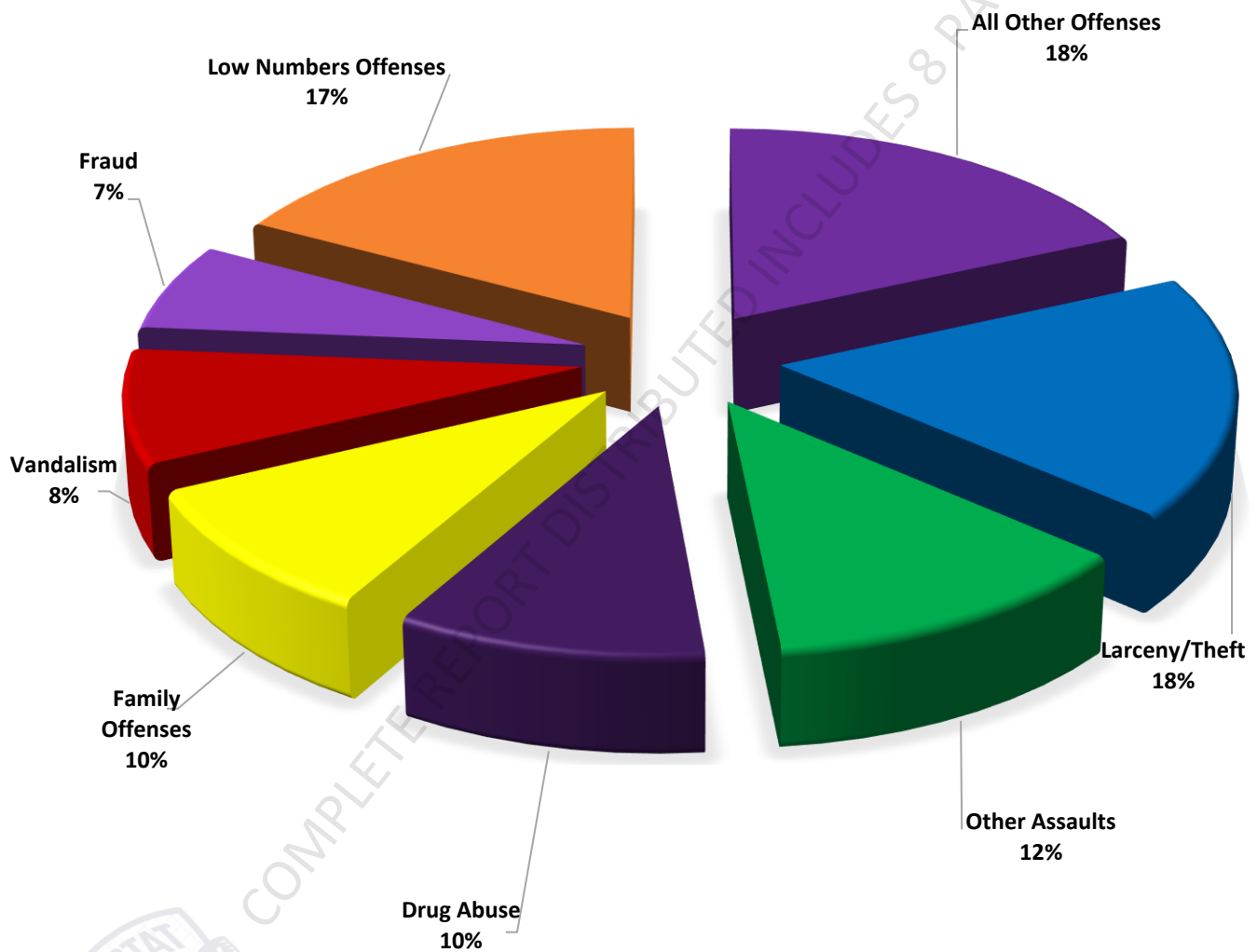
These figures represent preliminary counts of original Police Incident Reports and include all offenses within the above listed City Council District only. Full statistical analysis to determine the confidence level of this data has not been performed. The results contained herein are approximate in relation to the listed area and may not fully coincide with data shown in other areas of SLCPD's Crime Statistics page such as Calls for Service, Crimes Trending, and Crime Reports due to and reflective of departmental procedures that were in place at the time the event occurred and the date this data was compiled. Results displayed are not distinguished as attempted or completed crimes, do not include other calls for police service, and only represent police service where a report was made. Police Incident Reports are classified by primary offense categories as defined by the Uniform Crime Reporting (UCR) system, however for this report all offenses are included, and each incident may have more than one offense listed on it. In cases where there is more than one offense listed, all offenses are counted individually. Although every reasonable verification effort is made, the accuracy of any data is subject to the constraints of the report generation process as well as the manner, format, and point in time of any query.

<b>PART I OFFENSES:</b>	Chosen by the FBI as Part I Offenses because they are serious crimes that occur with regularity in all areas of the country and are likely to be reported to Police.
<b>PART II OFFENSES:</b>	All other crimes other than the eight Part I Offenses. The Uniform Crime Reporting Program gathers only arrest data for Part II Offenses, however, SLCPD results displayed in this document display all Part II Offenses, regardless of the presence of arrest data.
<b>ALL OTHER OFFENSES:</b>	Under the Part II Offense section, 'All Other Offenses' include Peeping Tom, Trespass, Kidnap/Abduction, Pornography, Extortion/Blackmail, Bribery, Warrants, Sexual Offenses, Obstruction, Public Peace, and Hit & Run.
<b>NON-UCR OFFENSES:</b>	Non-UCR Offenses include reports for all other offenses not classified as a Part I or Part II Offense. Results displayed separate some of these offenses such as Ambulance Calls, Deaths, Missing Persons, Suicides, Suspicious Activity, and Traffic Accidents.
<b>ALL OTHER NON-UCR:</b>	Under the Non-UCR category, 'All Other' include the remainder of offenses not classified as Part I or Part II and not separated from the Non-UCR Offenses. These include things such as Loud Parties, Barking Dogs, Mentally Ill Subjects, Citizen Assistance, etc.
<b>LOW NUMBER OFFENSES:</b>	On page two, in the interest of space and allowing for easier viewing, the category titled 'Low Number Offenses' include Part I and Part II Offenses from page one that have totals under the amount of 8.

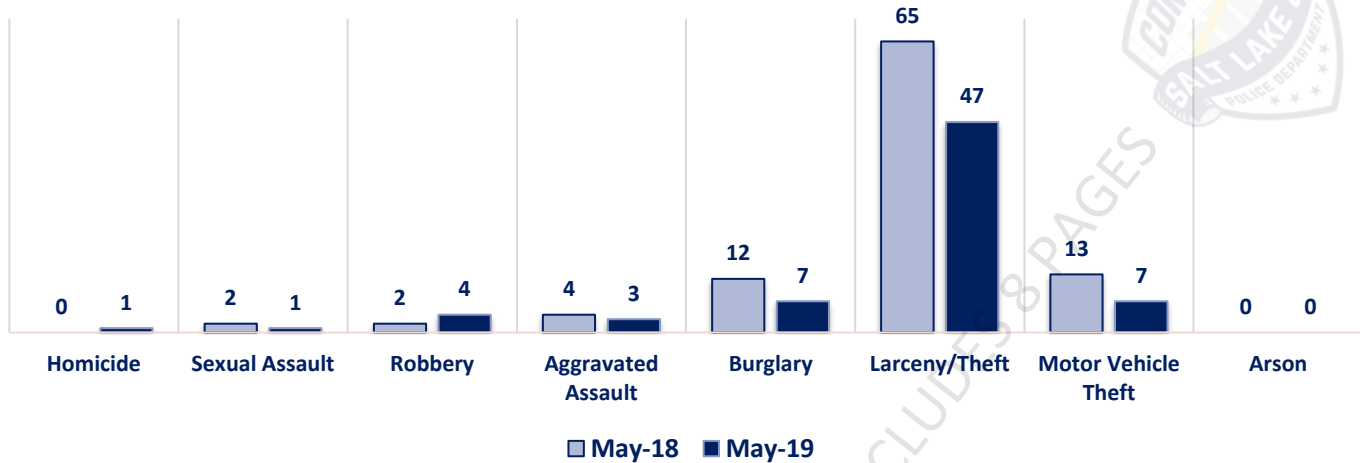
## Offenses

PART I OFFENSES	OFFENSE	MAY 18	MAY 19	OFFENSE	MAY 18	MAY 19	PART II OFFENSES
	Homicide	0	1	Other Assaults	33	32	
	Sexual Assault	2	1	Forgery/Counterfeit	3	1	
	Robbery	2	4	Fraud	13	17	
	Aggravated Assault	4	3	Embezzlement	0	0	
	Burglary	12	7	Stolen Property	3	1	
	Larceny/Theft	65	47	Vandalism	37	22	
	Motor Vehicle Theft	13	7	Weapons	2	4	
NON-UCR OFFENSES	Arson	0	0	Prostitution	1	0	
	<b>PART I TOTALS</b>	<b>98</b>	<b>70</b>	Sex Offenses	1	2	
	Ambulance Calls	4	22	Drug Abuse	21	26	
	Deaths	3	4	Gambling	0	1	
	Missing Persons	0	3	Family Offenses	26	25	
	Suicides	1	1	DUI	4	2	
	Suspicious Activity	13	12	Liquor Laws	1	1	
	Traffic Accidents	32	41	Drunkenness	11	2	
TOTALS	All Other	100	106	Disorderly Conduct	8	8	
	<b>NON-UCR TOTALS</b>	<b>153</b>	<b>189</b>	All Other Offenses	58	48	
	<b>PART I OFFENSES</b>	<b>98</b>	<b>70</b>	Curfew/Loitering	0	0	
	<b>PART II OFFENSES</b>	<b>222</b>	<b>192</b>	Runaway	0	0	
	<b>NON-UCR OFFENSES</b>	<b>153</b>	<b>189</b>	<b>PART II TOTALS</b>	<b>222</b>	<b>192</b>	
	<b>TOTAL</b>	<b>473</b>	<b>451</b>				

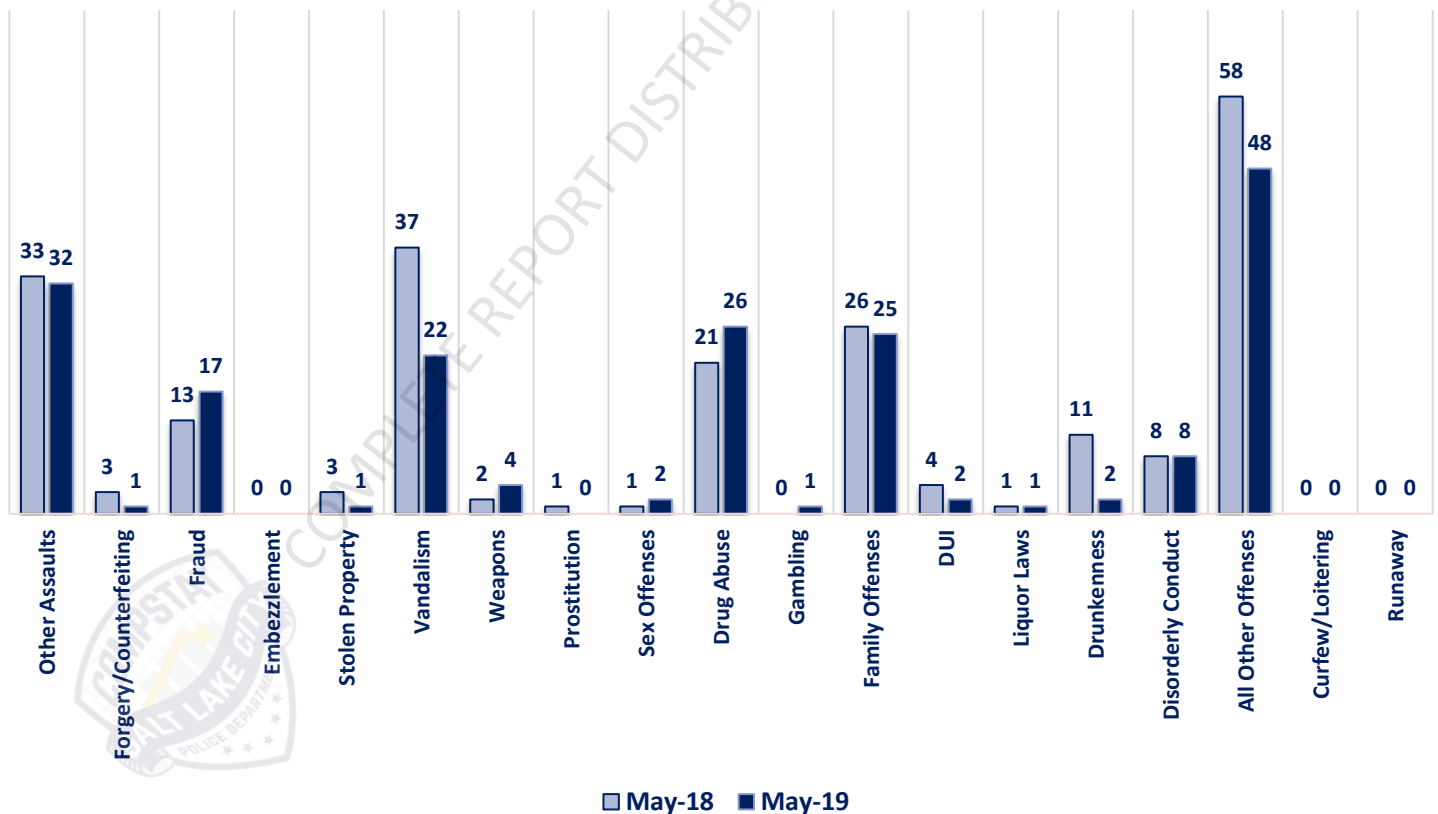
**MAY 2019- PART I & II OFFENSE PERCENTAGES**



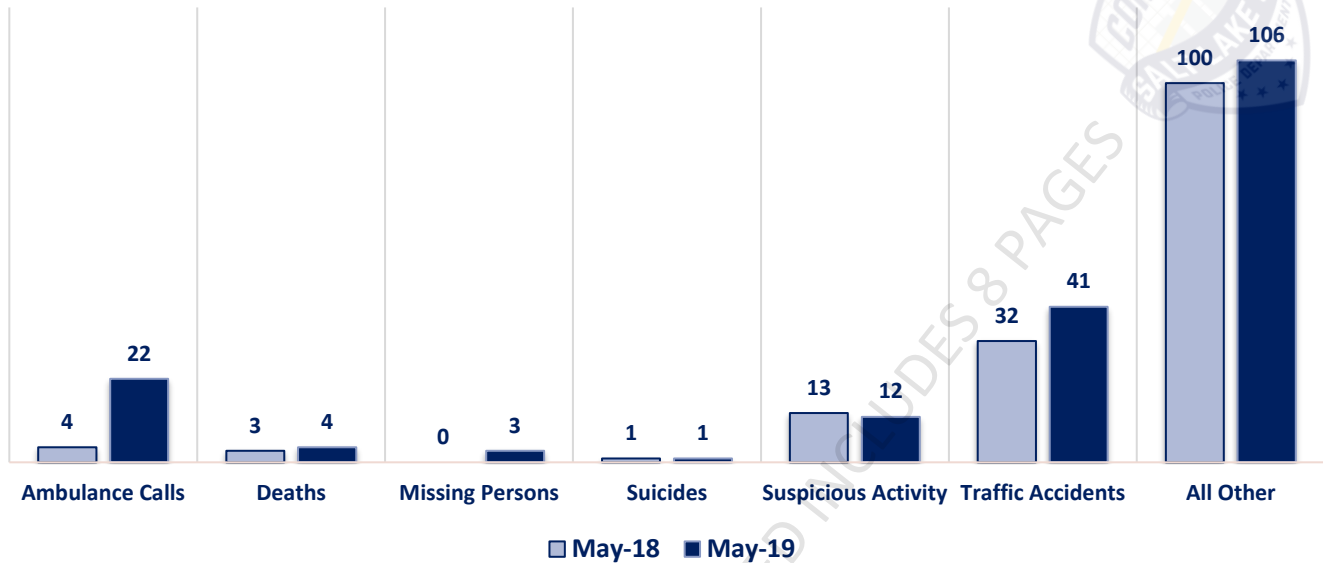
### Part I Offenses



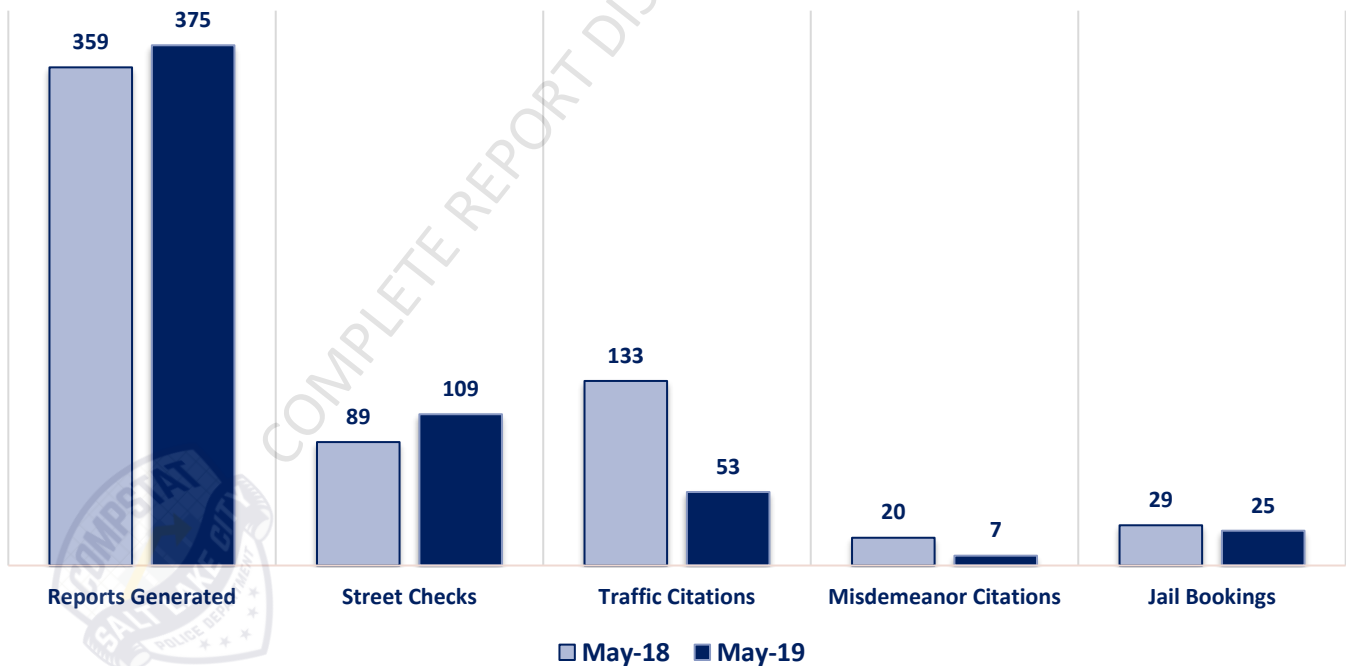
### Part II Offenses



### Non-UCR Offenses

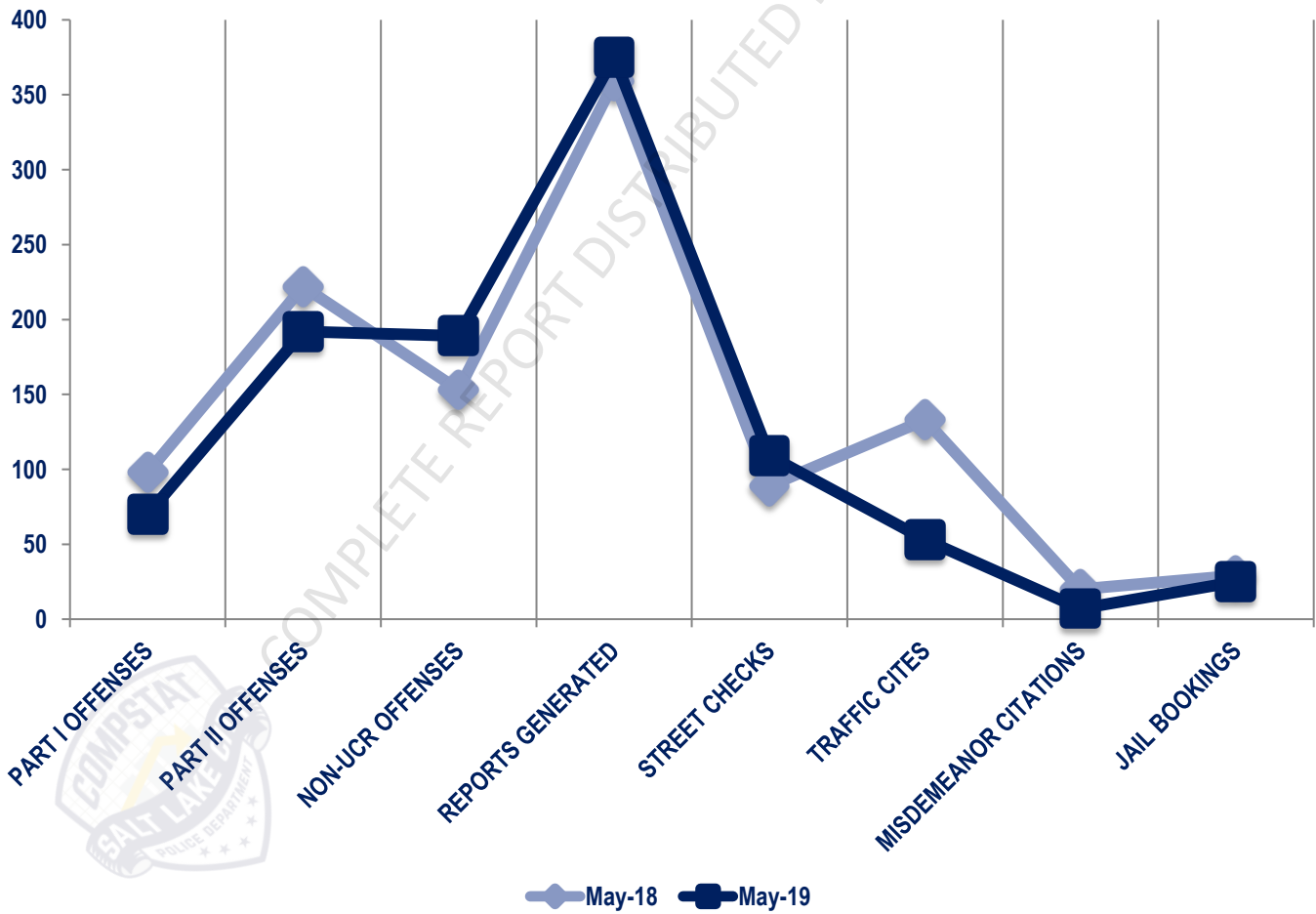


### Other Event Totals



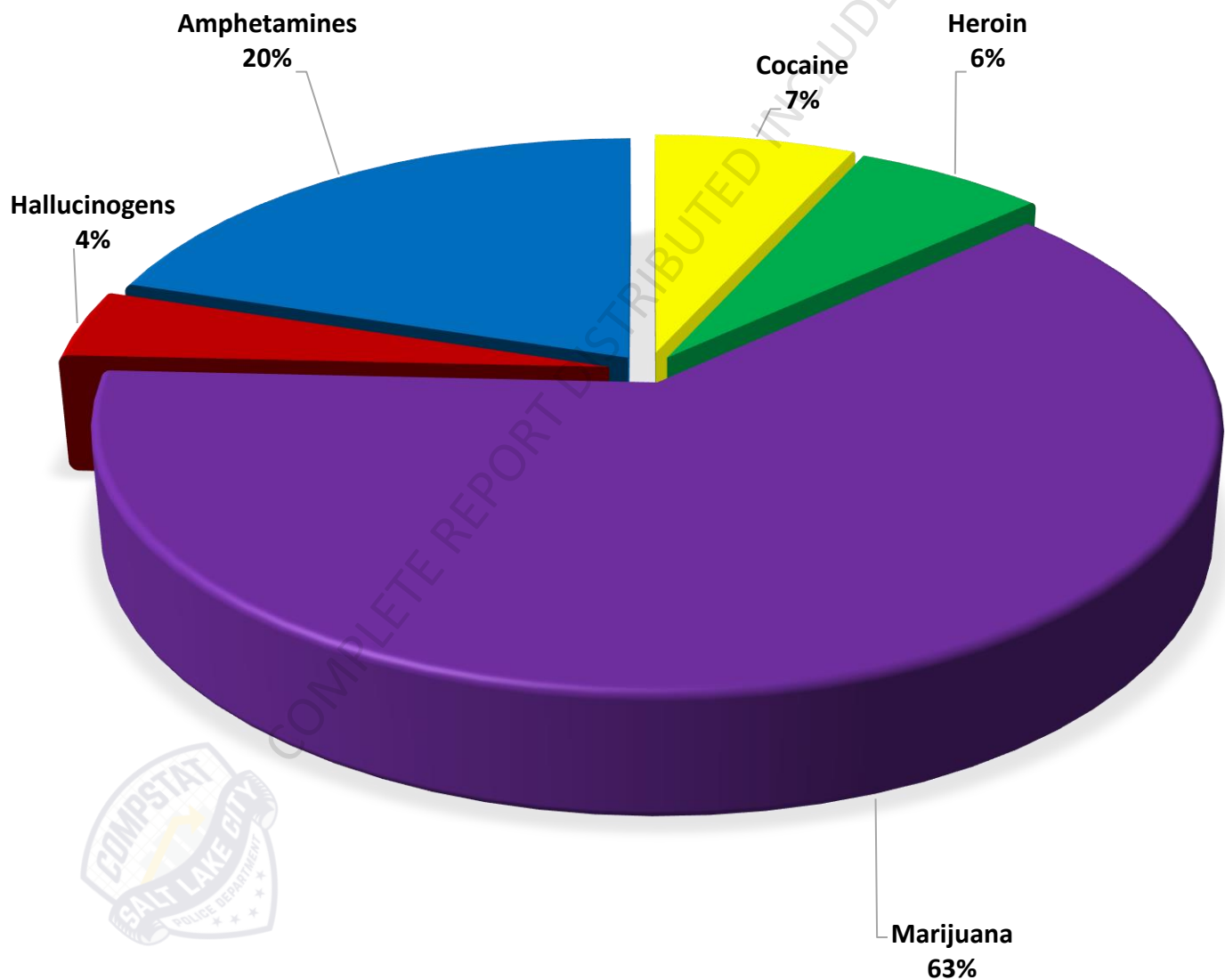
### Combined Offense/Event Trends

	MAY 2018	MAY 2019
<b>Part I Offenses</b>	98	70
<b>Part II Offenses</b>	222	192
<b>NonUCR Offenses</b>	153	189
<b>Reports Generated</b>	359	375
<b>Street Checks</b>	89	109
<b>Traffic Citations</b>	133	53
<b>Misdemeanor Citations</b>	20	7
<b>Jail Bookings</b>	29	25



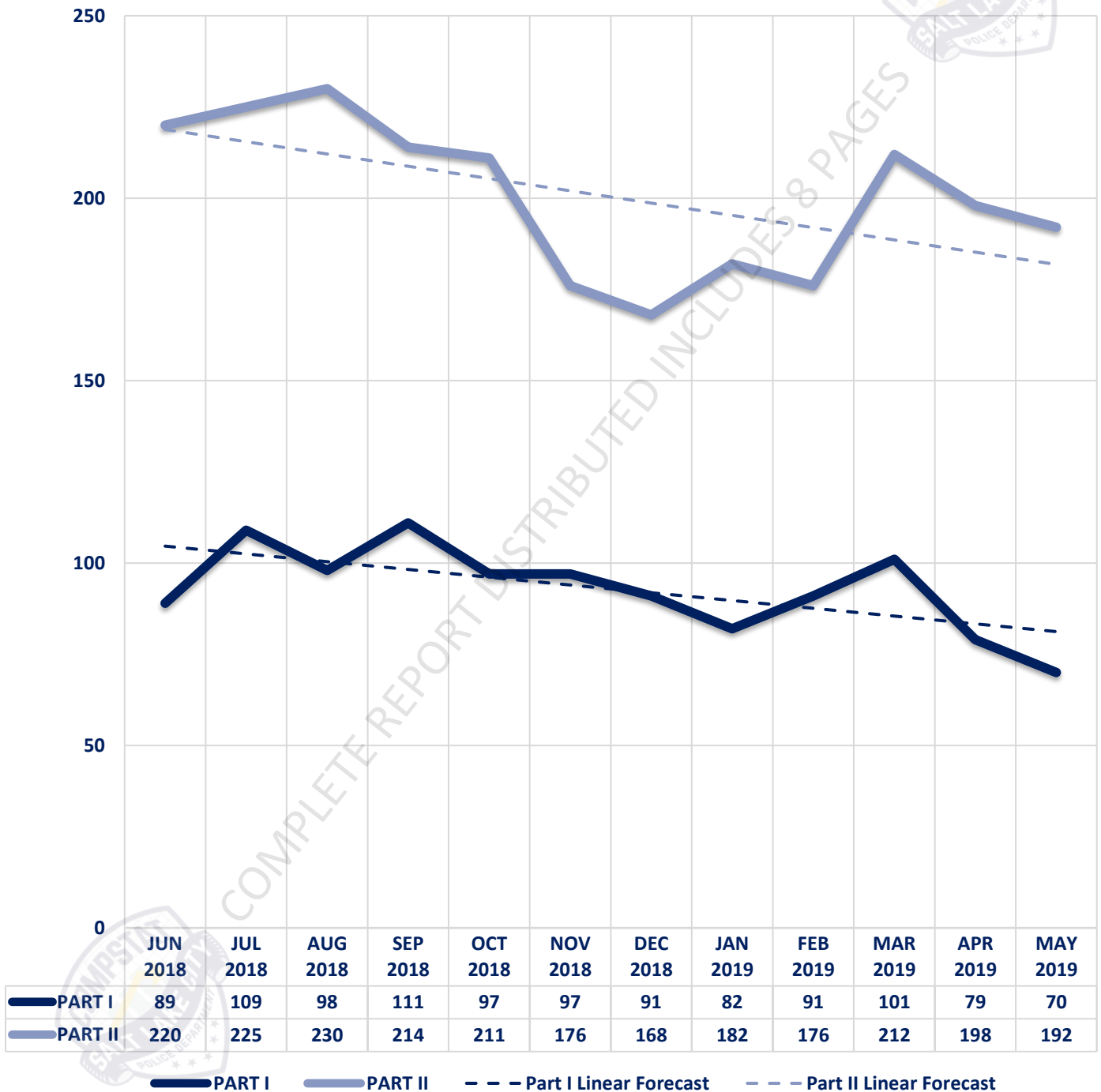
### Seized Drugs

TYPE	DOSES	STREET VALUE
Cocaine	114.0	\$ 1,140.00
Heroin	108.0	\$ 1,080.00
Marijuana	1052.2	\$ 6,312.99
Hallucinogens	70.0	\$ 140.00
Amphetamines	338.0	\$ 3,380.00
<b>TOTAL</b>	<b>1682.2</b>	<b>\$ 12,052.99</b>





### Part I & II Offenses - One Year







## CITY COUNCIL DISTRICT #3

### MONTHLY OFFENSE SUMMARY

JUNE 2019

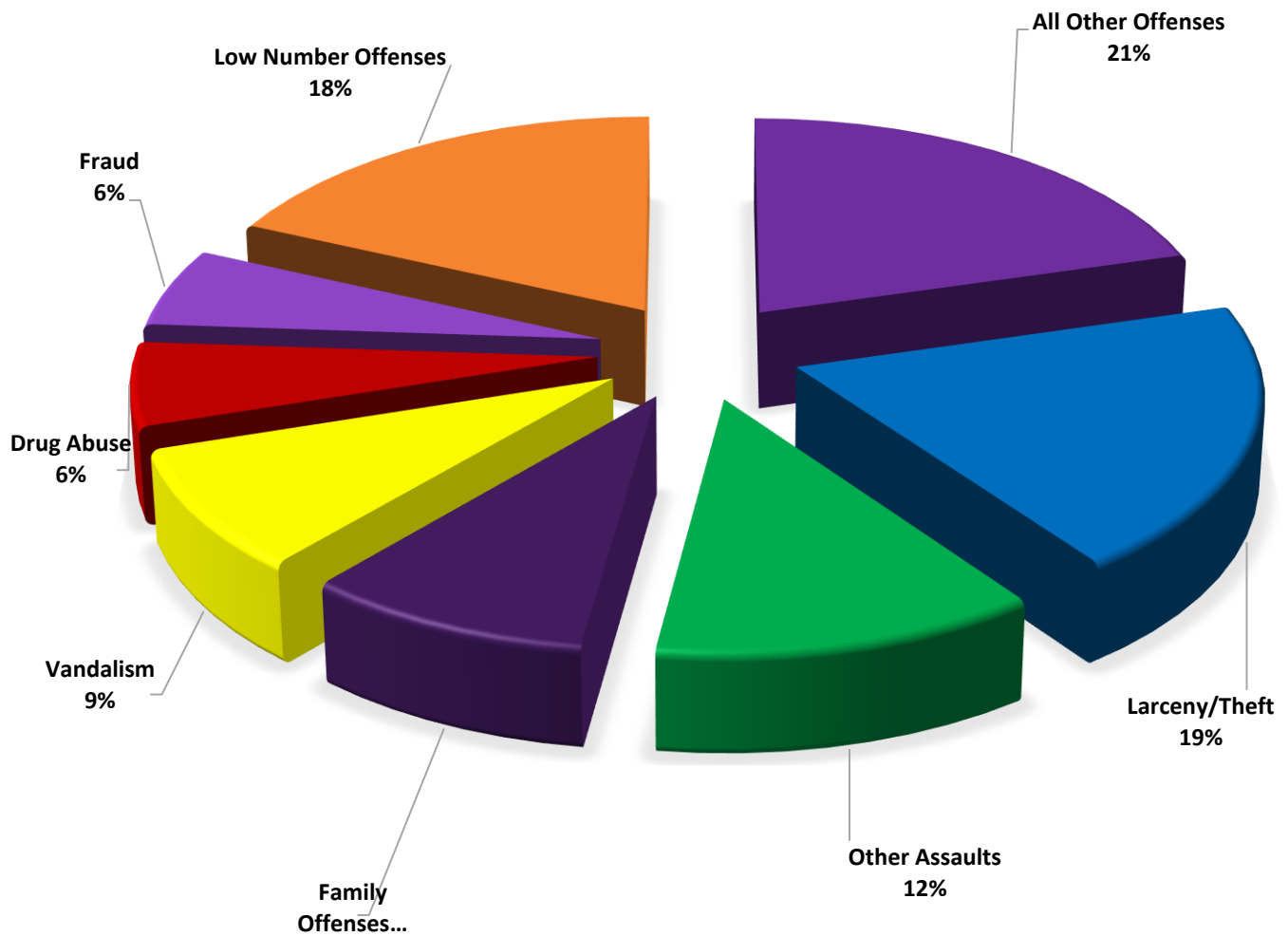
These figures represent preliminary counts of original Police Incident Reports and include all offenses within the above listed City Council District only. Full statistical analysis to determine the confidence level of this data has not been performed. The results contained herein are approximate in relation to the listed area and may not fully coincide with data shown in other areas of SLCPD's Crime Statistics page such as Calls for Service, Crimes Trending, and Crime Reports due to and reflective of departmental procedures that were in place at the time the event occurred and the date this data was compiled. Results displayed are not distinguished as attempted or completed crimes, do not include other calls for police service, and only represent police service where a report was made. Police Incident Reports are classified by primary offense categories as defined by the Uniform Crime Reporting (UCR) system, however for this report all offenses are included, and each incident may have more than one offense listed on it. In cases where there is more than one offense listed, all offenses are counted individually. Although every reasonable verification effort is made, the accuracy of any data is subject to the constraints of the report generation process as well as the manner, format, and point in time of any query.

<b>PART I OFFENSES:</b>	Chosen by the FBI as Part I Offenses because they are serious crimes that occur with regularity in all areas of the country and are likely to be reported to Police.
<b>PART II OFFENSES:</b>	All other crimes other than the eight Part I Offenses. The Uniform Crime Reporting Program gathers only arrest data for Part II Offenses, however, SLCPD results displayed in this document display all Part II Offenses, regardless of the presence of arrest data.
<b>ALL OTHER OFFENSES:</b>	Under the Part II Offense section, 'All Other Offenses' include Peeping Tom, Trespass, Kidnap/Abduction, Pornography, Extortion/Blackmail, Bribery, Warrants, Sexual Offenses, Obstruction, Public Peace, and Hit & Run.
<b>NON-UCR OFFENSES:</b>	Non-UCR Offenses include reports for all other offenses not classified as a Part I or Part II Offense. Results displayed separate some of these offenses such as Ambulance Calls, Deaths, Missing Persons, Suicides, Suspicious Activity, and Traffic Accidents.
<b>ALL OTHER NON-UCR:</b>	Under the Non-UCR category, 'All Other' include the remainder of offenses not classified as Part I or Part II and not separated from the Non-UCR Offenses. These include things such as Loud Parties, Barking Dogs, Mentally Ill Subjects, Citizen Assistance, etc.
<b>LOW NUMBER OFFENSES:</b>	On page two, in the interest of space and allowing for easier viewing, the category titled 'Low Number Offenses' include Part I and Part II Offenses from page one that have totals under the amount of 15.

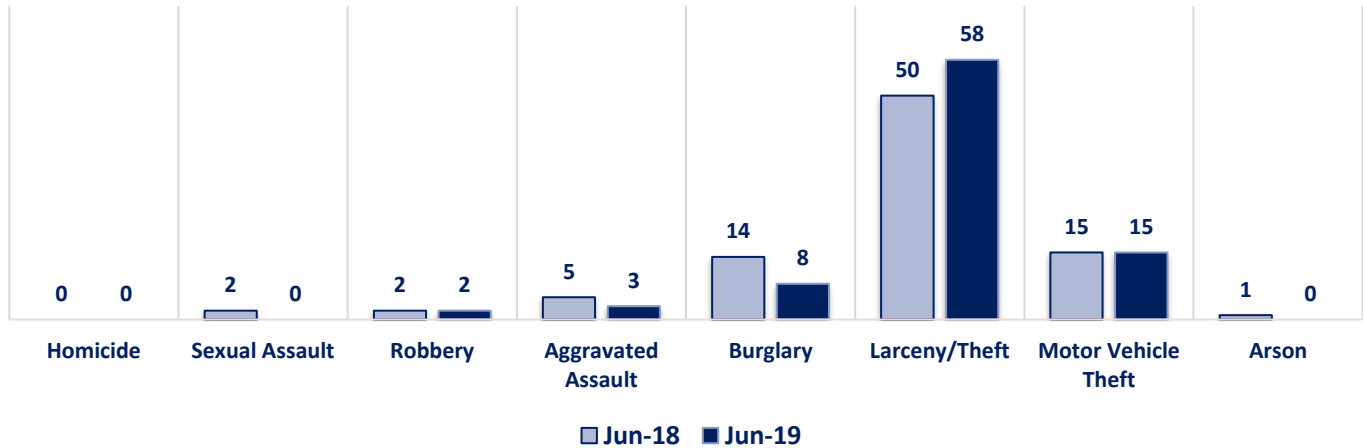
## Offenses

PART I OFFENSES	OFFENSE	JUN 18	JUN 19	OFFENSE	JUN 18	JUN 19	PART II OFFENSES
	Homicide	0	0	Other Assaults	37	36	
	Sexual Assault	2	0	Forgery/Counterfeit	0	2	
	Robbery	2	2	Fraud	16	17	
	Aggravated Assault	5	3	Embezzlement	0	1	
	Burglary	14	8	Stolen Property	2	1	
	Larceny/Theft	50	58	Vandalism	27	26	
	Motor Vehicle Theft	15	15	Weapons	1	0	
	Arson	1	0	Prostitution	2	1	
NON-UCR OFFENSES	PART I TOTALS	89	86	Sex Offenses	0	3	
	Ambulance Calls	14	18	Drug Abuse	25	18	
	Deaths	4	0	Gambling	0	0	
	Missing Persons	1	4	Family Offenses	21	27	
	Suicides	1	0	DUI	6	5	
	Suspicious Activity	12	9	Liquor Laws	1	1	
	Traffic Accidents	27	26	Drunkenness	5	7	
	All Other	101	98	Disorderly Conduct	7	5	
	NON-UCR TOTALS	160	155	All Other Offenses	74	61	
TOTALS	PART I OFFENSES	89	86	Curfew/Loitering	0	0	
	PART II OFFENSES	224	211	Runaway	0	0	
	NON-UCR OFFENSES	160	155	PART II TOTALS	224	211	
	TOTAL	473	452				

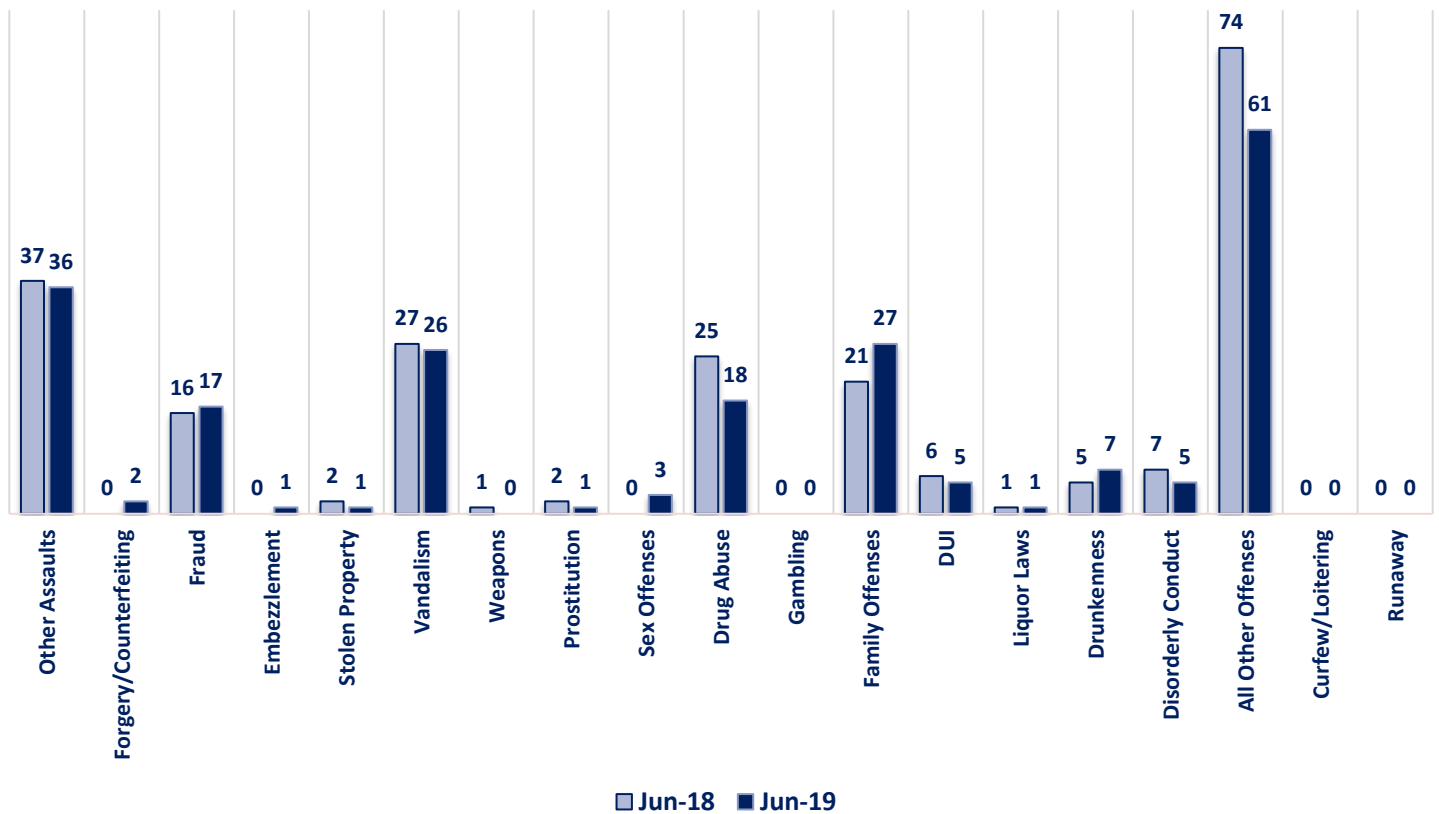
### JUNE 2019 - PART I & II OFFENSE PERCENTAGES



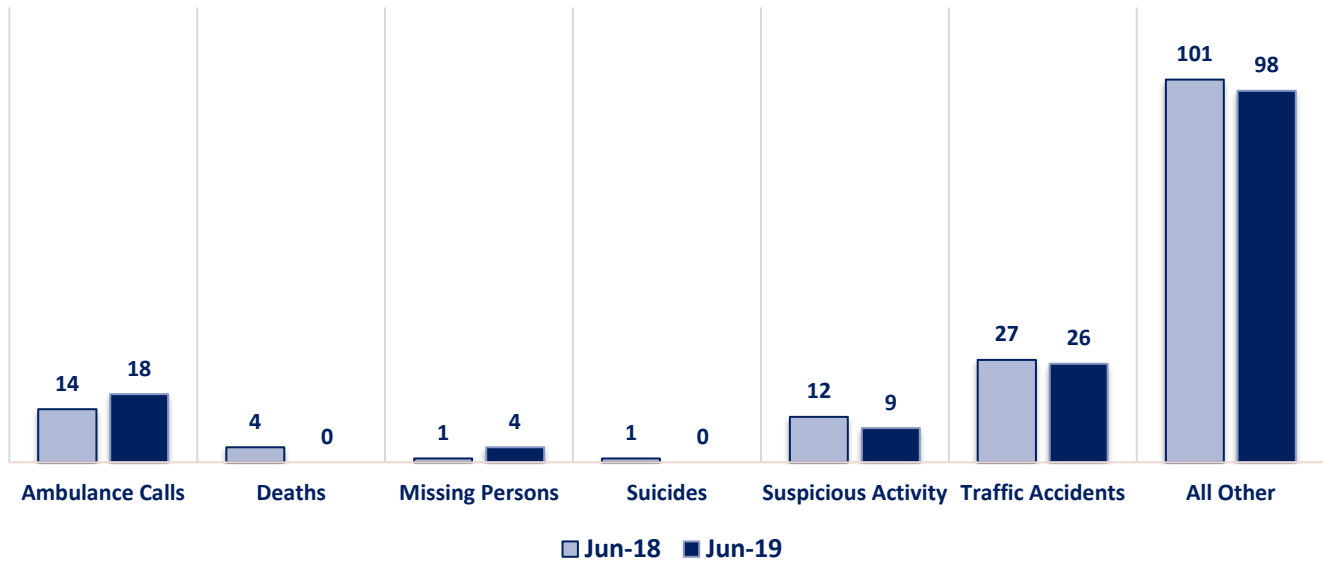
### Part I Offenses



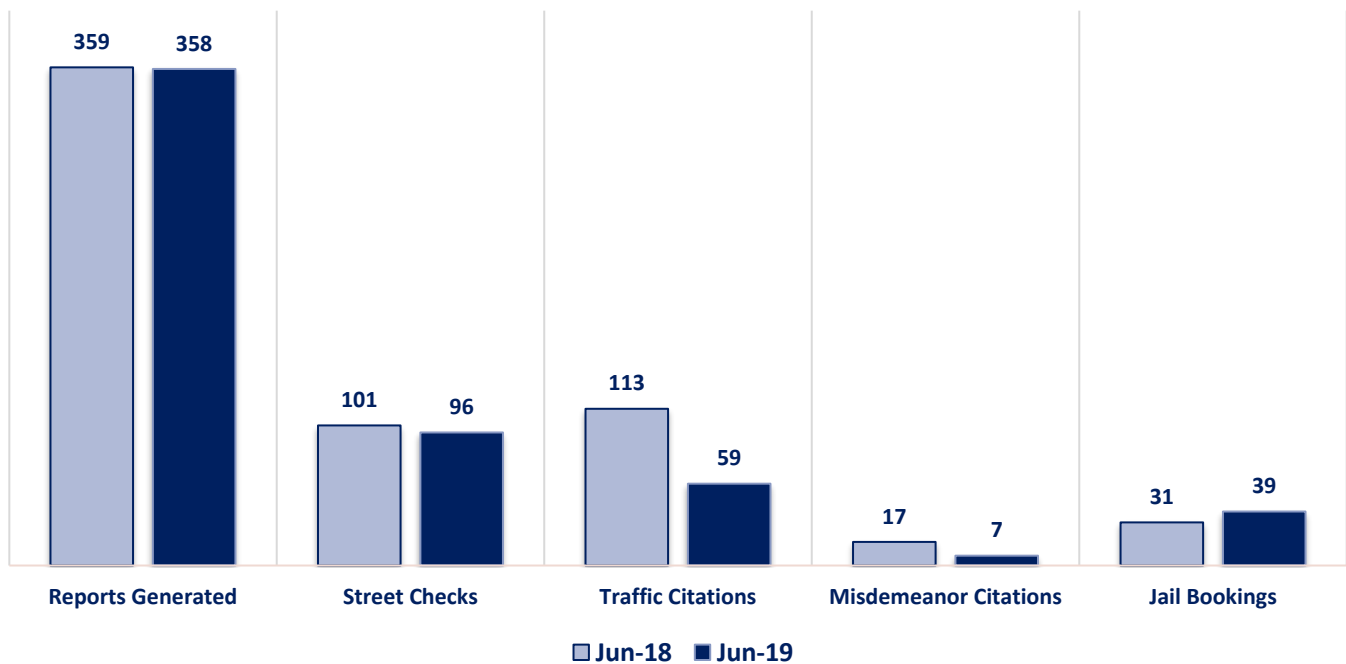
### Part II Offenses



### Non-UCR Offenses

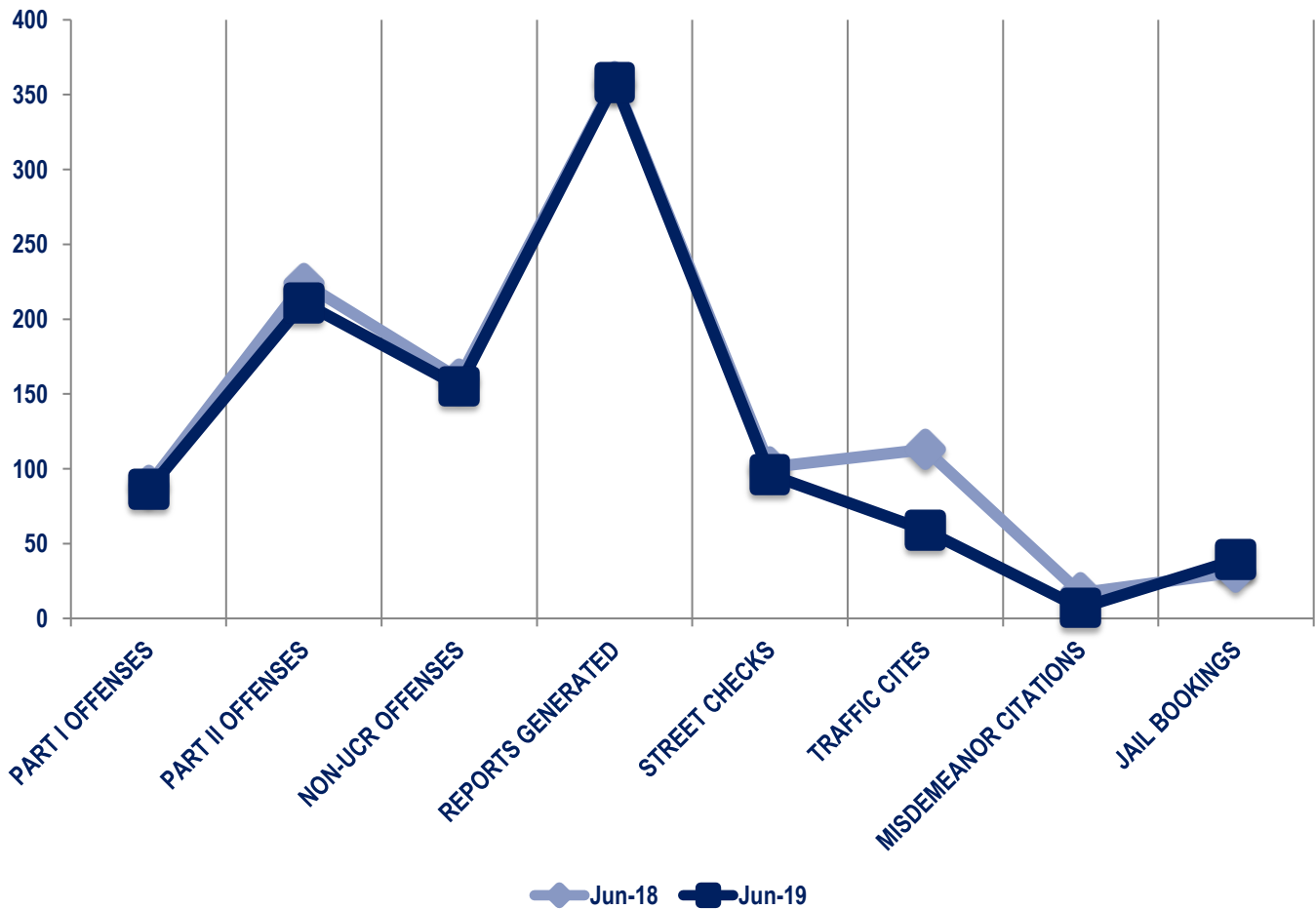


### Other Event Totals



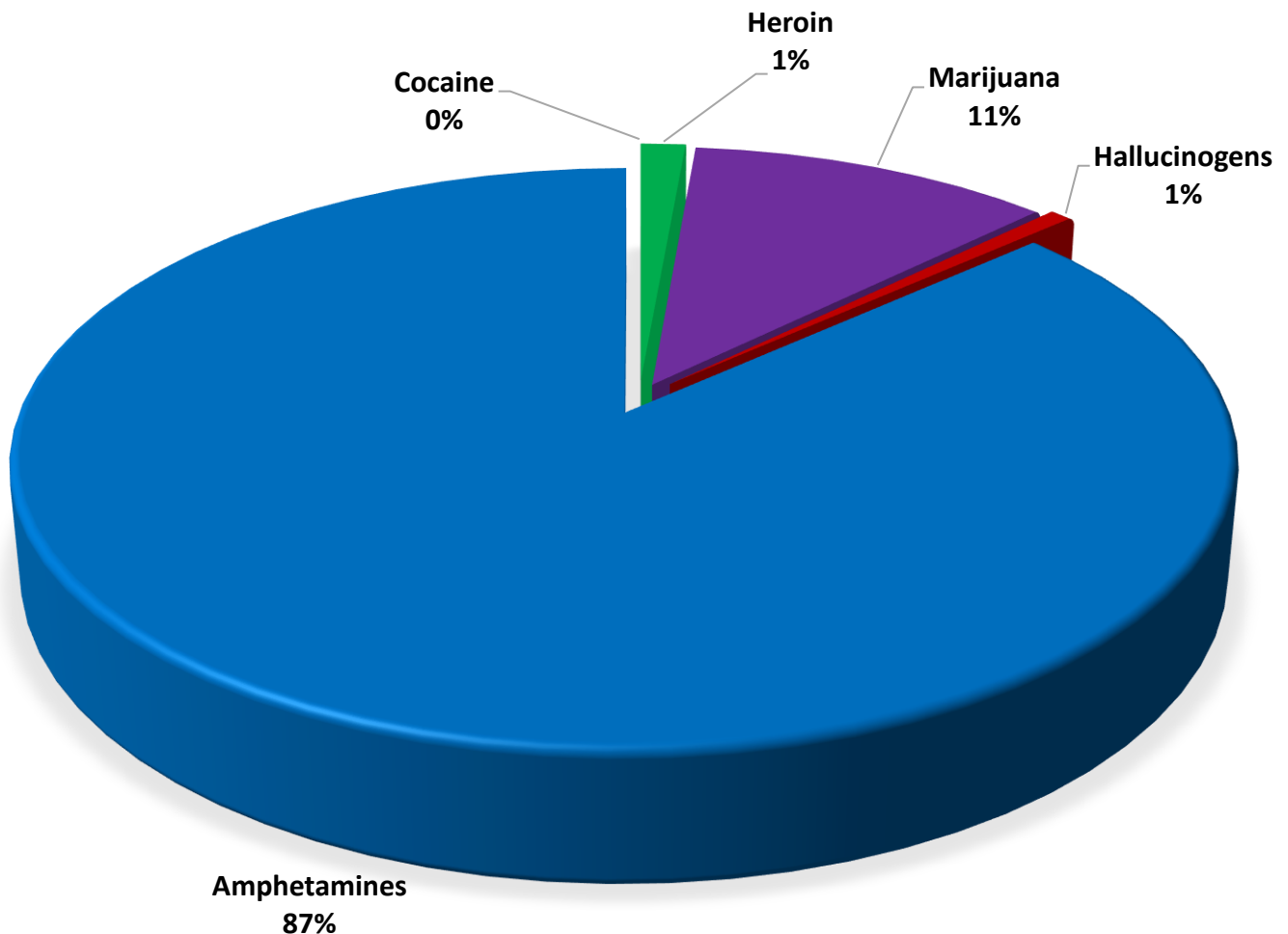
### Combined Offense/Event Trends

	JUN 2018	JUN 2019
<b>Part I Offenses</b>	89	86
<b>Part II Offenses</b>	224	211
<b>NonUCR Offenses</b>	160	155
<b>Reports Generated</b>	359	358
<b>Street Checks</b>	101	96
<b>Traffic Citations</b>	113	59
<b>Misdemeanor Citations</b>	17	7
<b>Jail Bookings</b>	31	39

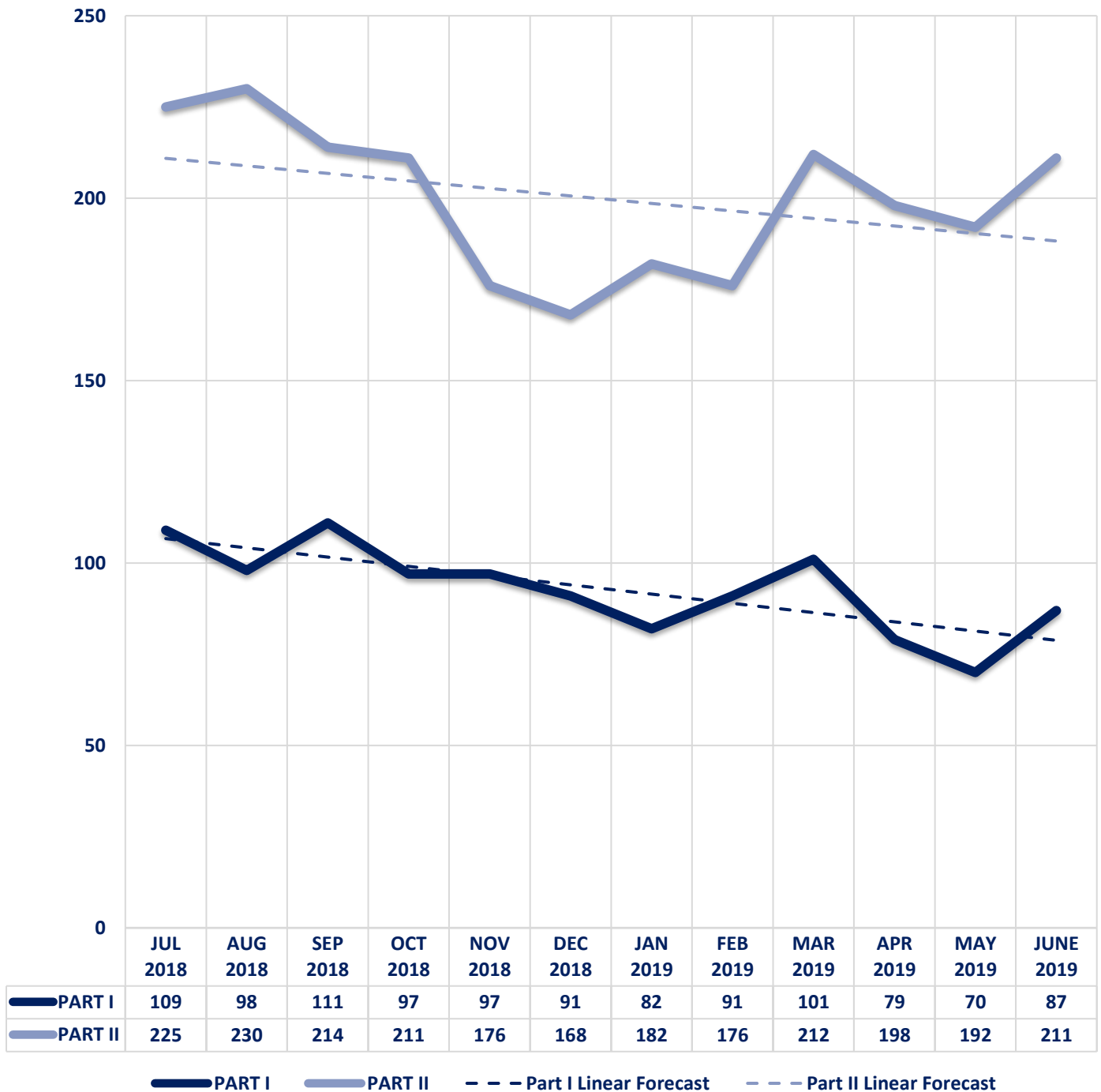


## Seized Drugs

TYPE	DOSES	STREET VALUE	
Cocaine	0.0	\$	-
Heroin	4.1	\$	40.70
Marijuana	33.0	\$	197.89
Hallucinogens	2.0	\$	4.00
Amphetamines	252.1	\$	2,520.90
<b>TOTAL</b>	<b>291.1</b>	<b>\$</b>	<b>2,763.49</b>



### Part I & II Offenses - One Year







## CITY COUNCIL DISTRICT #3

### MONTHLY OFFENSE SUMMARY

JULY 2019

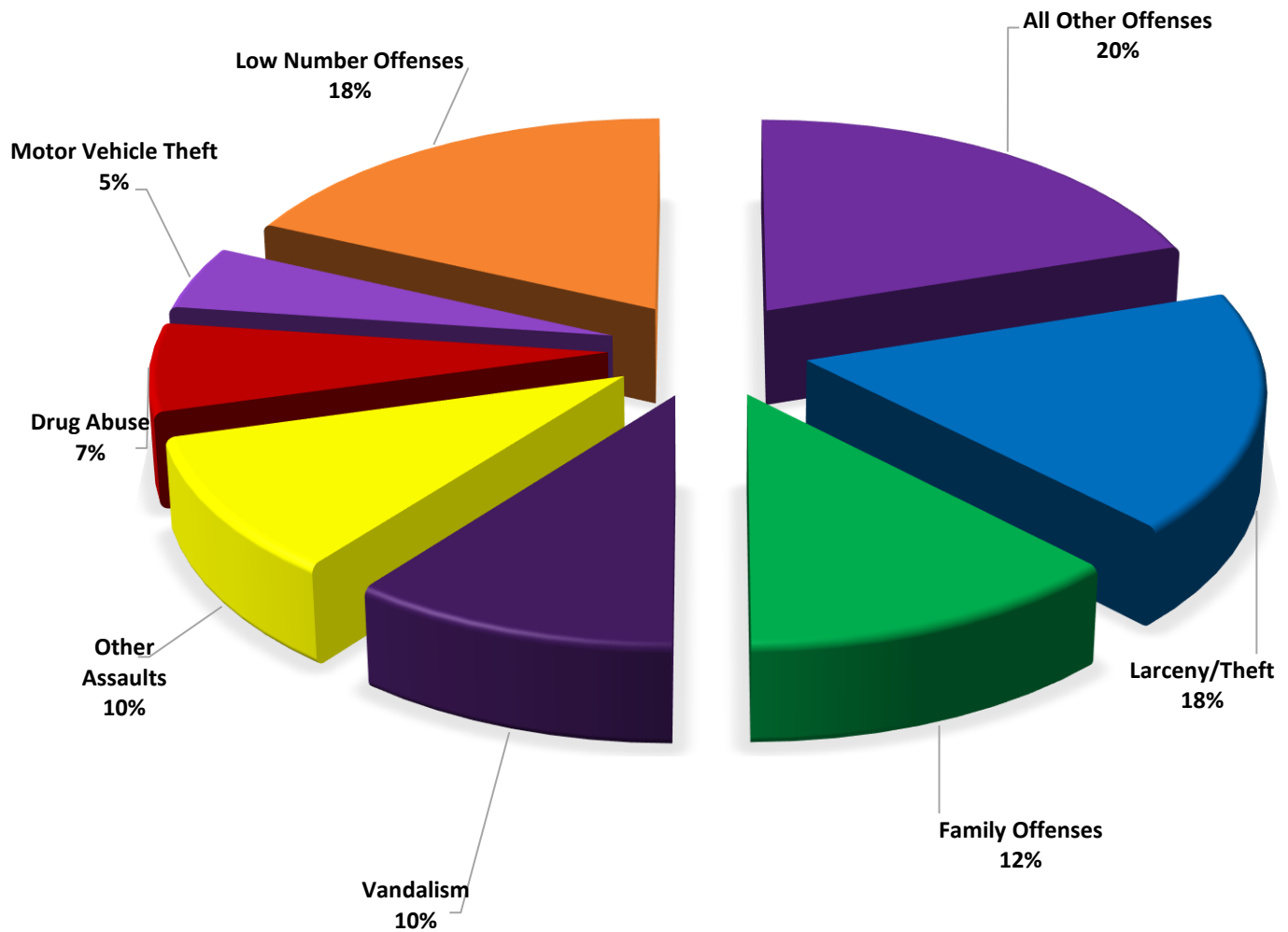
These figures represent preliminary counts of original Police Incident Reports and include all offenses within the above listed City Council District only. Full statistical analysis to determine the confidence level of this data has not been performed. The results contained herein are approximate in relation to the listed area and may not fully coincide with data shown in other areas of SLCPD's Crime Statistics page such as Calls for Service, Crimes Trending, and Crime Reports due to and reflective of departmental procedures that were in place at the time the event occurred and the date this data was compiled. Results displayed are not distinguished as attempted or completed crimes, do not include other calls for police service, and only represent police service where a report was made. Police Incident Reports are classified by primary offense categories as defined by the Uniform Crime Reporting (UCR) system, however for this report all offenses are included, and each incident may have more than one offense listed on it. In cases where there is more than one offense listed, all offenses are counted individually. Although every reasonable verification effort is made, the accuracy of any data is subject to the constraints of the report generation process as well as the manner, format, and point in time of any query.

<b>PART I OFFENSES:</b>	Chosen by the FBI as Part I Offenses because they are serious crimes that occur with regularity in all areas of the country and are likely to be reported to Police.
<b>PART II OFFENSES:</b>	All other crimes other than the eight Part I Offenses. The Uniform Crime Reporting Program gathers only arrest data for Part II Offenses, however, SLCPD results displayed in this document display all Part II Offenses, regardless of the presence of arrest data.
<b>ALL OTHER OFFENSES:</b>	Under the Part II Offense section, 'All Other Offenses' include Peeping Tom, Trespass, Kidnap/Abduction, Pornography, Extortion/Blackmail, Bribery, Warrants, Sexual Offenses, Obstruction, Public Peace, and Hit & Run.
<b>NON-UCR OFFENSES:</b>	Non-UCR Offenses include reports for all other offenses not classified as a Part I or Part II Offense. Results displayed separate some of these offenses such as Ambulance Calls, Deaths, Missing Persons, Suicides, Suspicious Activity, and Traffic Accidents.
<b>ALL OTHER NON-UCR:</b>	Under the Non-UCR category, 'All Other' include the remainder of offenses not classified as Part I or Part II and not separated from the Non-UCR Offenses. These include things such as Loud Parties, Barking Dogs, Mentally Ill Subjects, Citizen Assistance, etc.
<b>LOW NUMBER OFFENSES:</b>	On page two, in the interest of space and allowing for easier viewing, the category titled 'Low Number Offenses' include Part I and Part II Offenses from page one that have totals under the amount of 11.

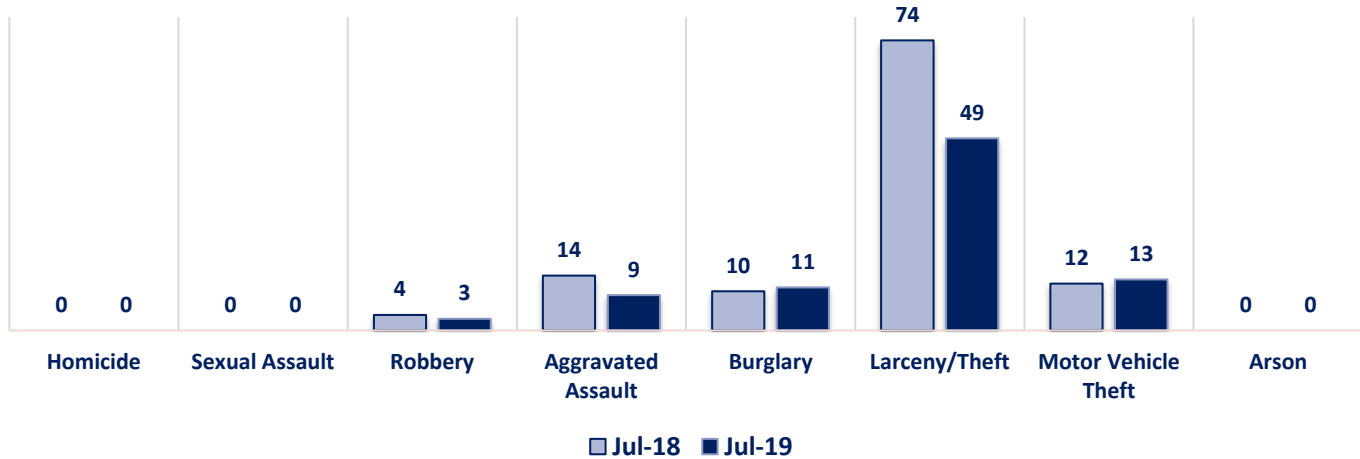
## Offenses

PART I OFFENSES	OFFENSE	JULY 18	JULY 19	OFFENSE	JULY 18	JULY 19	PART II OFFENSES
	Homicide	0	0	Other Assaults	33	28	
	Sexual Assault	0	0	Forgery/Counterfeit	2	1	
	Robbery	4	3	Fraud	14	7	
	Aggravated Assault	14	9	Embezzlement	0	0	
	Burglary	10	11	Stolen Property	4	0	
	Larceny/Theft	74	49	Vandalism	23	29	
	Motor Vehicle Theft	12	13	Weapons	7	2	
NON-UCR OFFENSES	Arson	0	0	Prostitution	1	1	
	<b>PART I TOTALS</b>	<b>114</b>	<b>85</b>	Sex Offenses	2	2	
	Ambulance Calls	16	21	Drug Abuse	31	18	
	Deaths	4	3	Gambling	0	0	
	Missing Persons	4	2	Family Offenses	26	34	
	Suicides	3	3	DUI	8	1	
	Suspicious Activity	12	13	Liquor Laws	1	1	
	Traffic Accidents	31	46	Drunkenness	8	5	
TOTALS	All Other	105	108	Disorderly Conduct	5	5	
	<b>NON-UCR TOTALS</b>	<b>175</b>	<b>196</b>	All Other Offenses	66	55	
	<b>PART I OFFENSES</b>	<b>114</b>	<b>85</b>	Curfew/Loitering	0	0	
	<b>PART II OFFENSES</b>	<b>231</b>	<b>191</b>	Runaway	0	2	
	<b>NON-UCR OFFENSES</b>	<b>175</b>	<b>196</b>	<b>PART II TOTALS</b>	<b>231</b>	<b>191</b>	
	<b>TOTAL</b>	<b>520</b>	<b>472</b>				

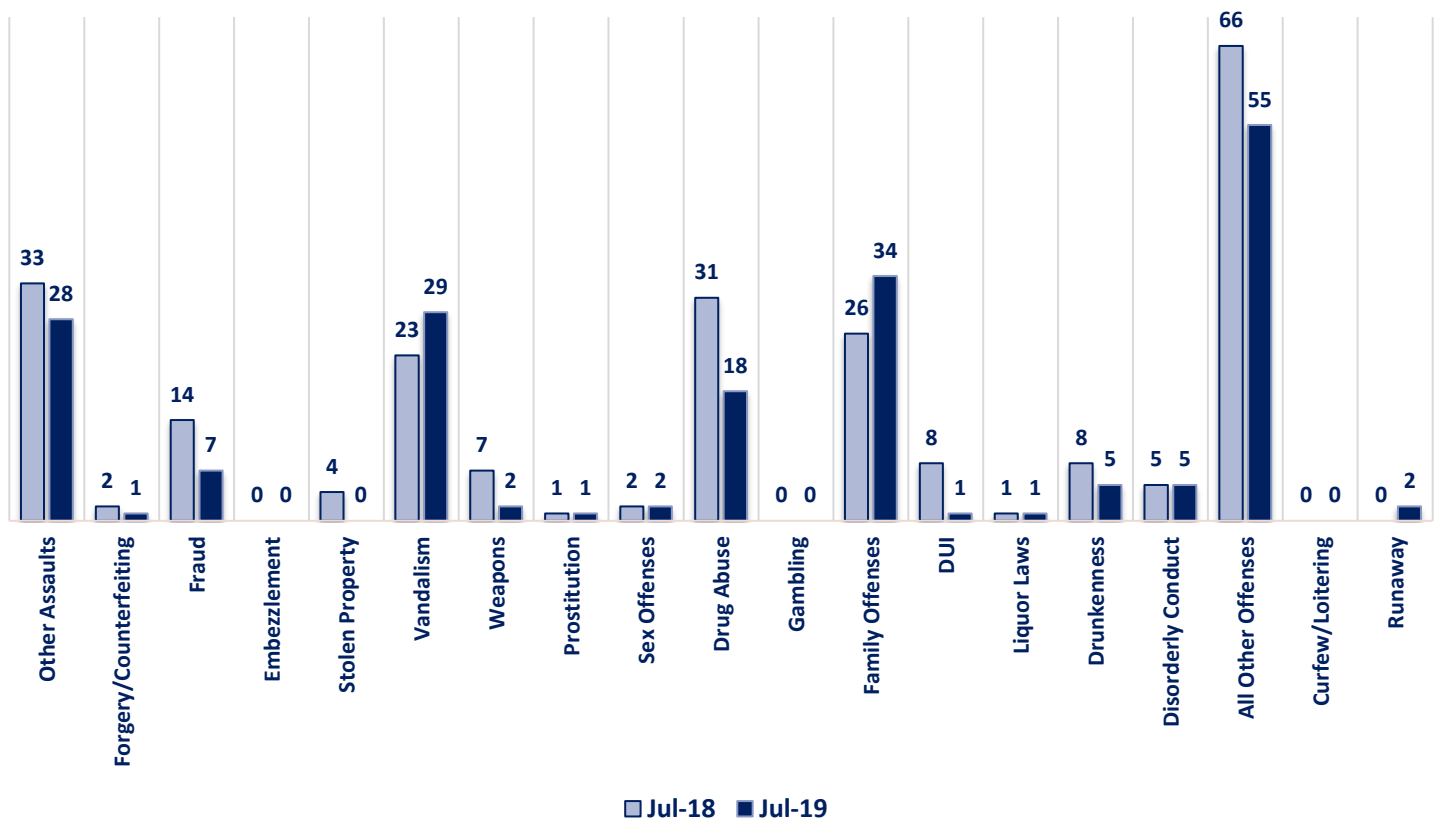
### JULY 2019 - PART I & II OFFENSE PERCENTAGES



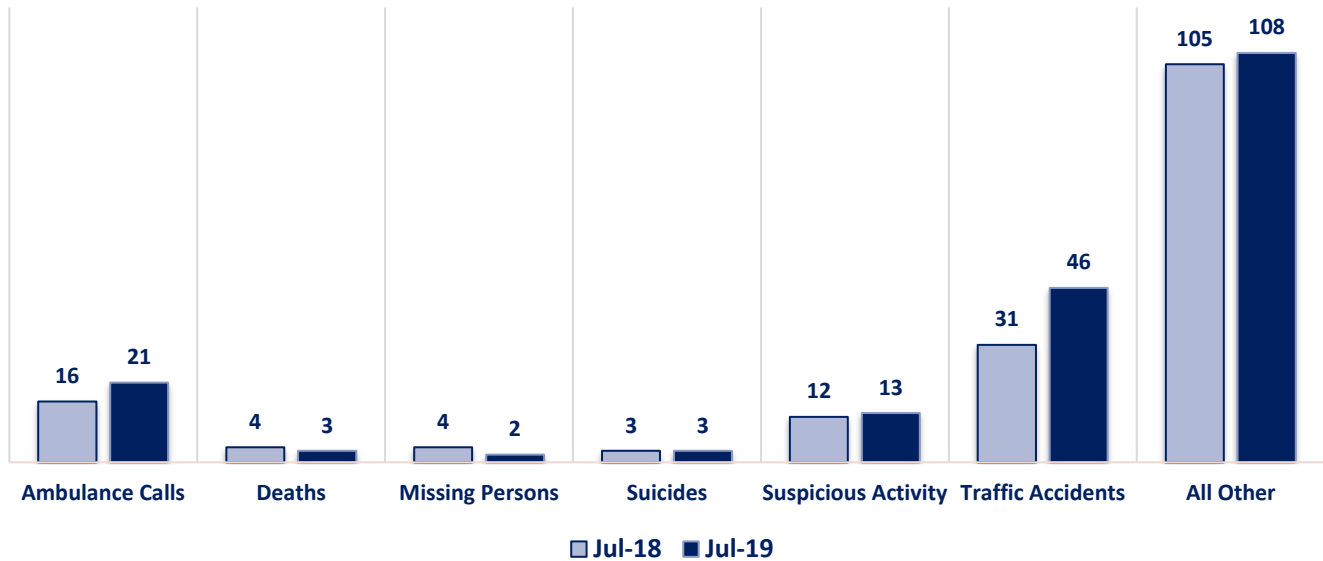
### Part I Offenses



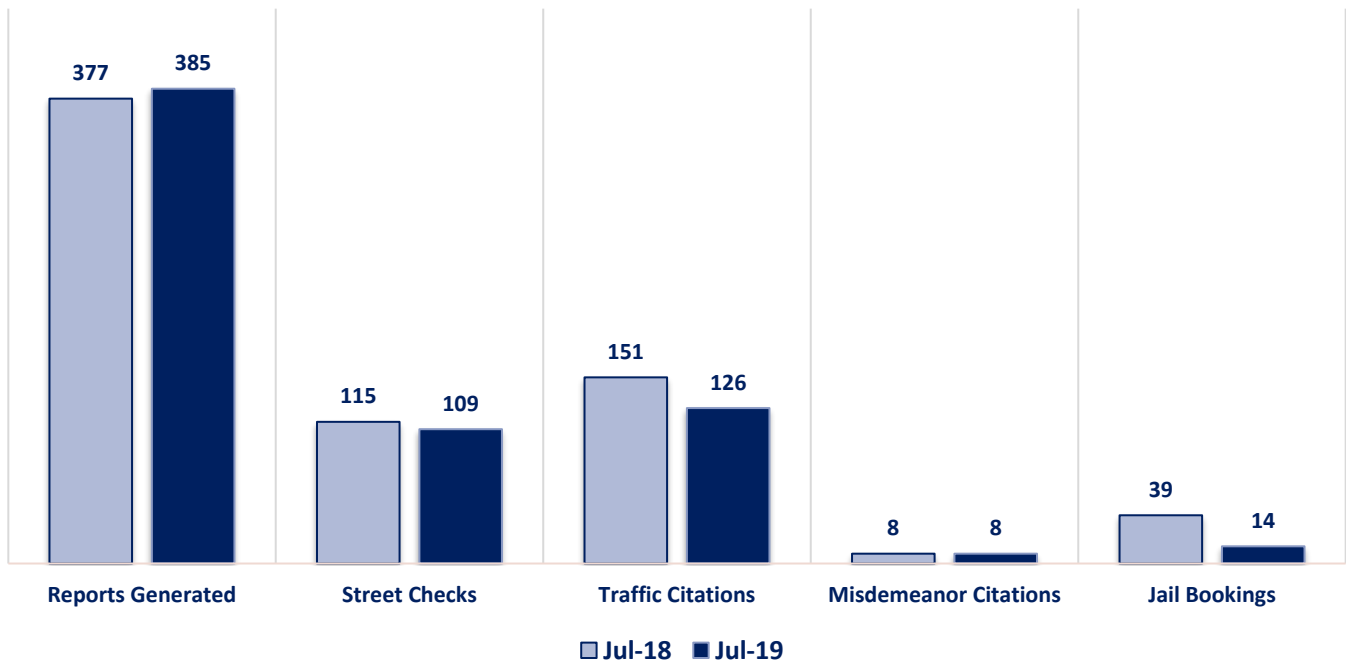
### Part II Offenses



### Non-UCR Offenses

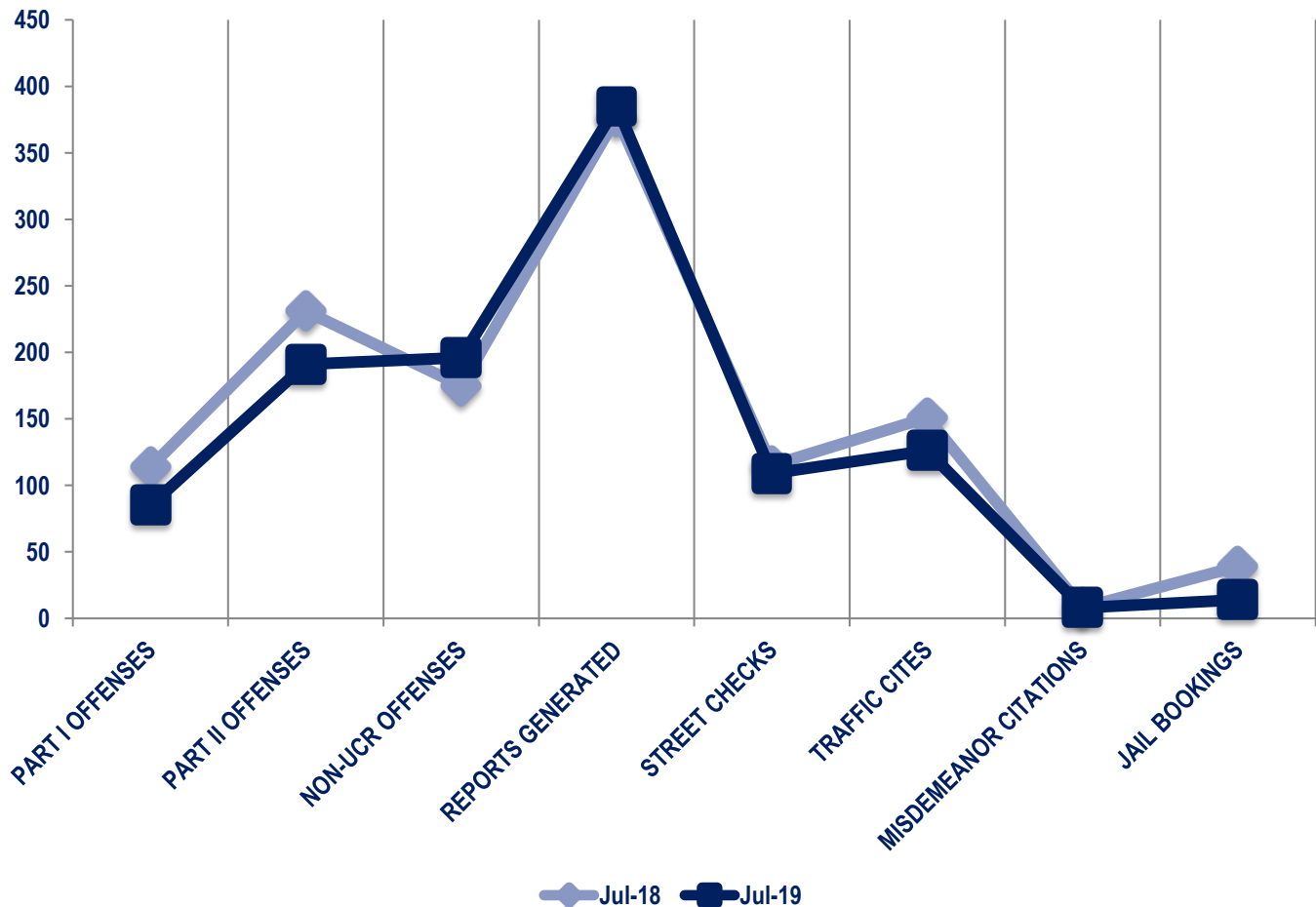


### Other Event Totals



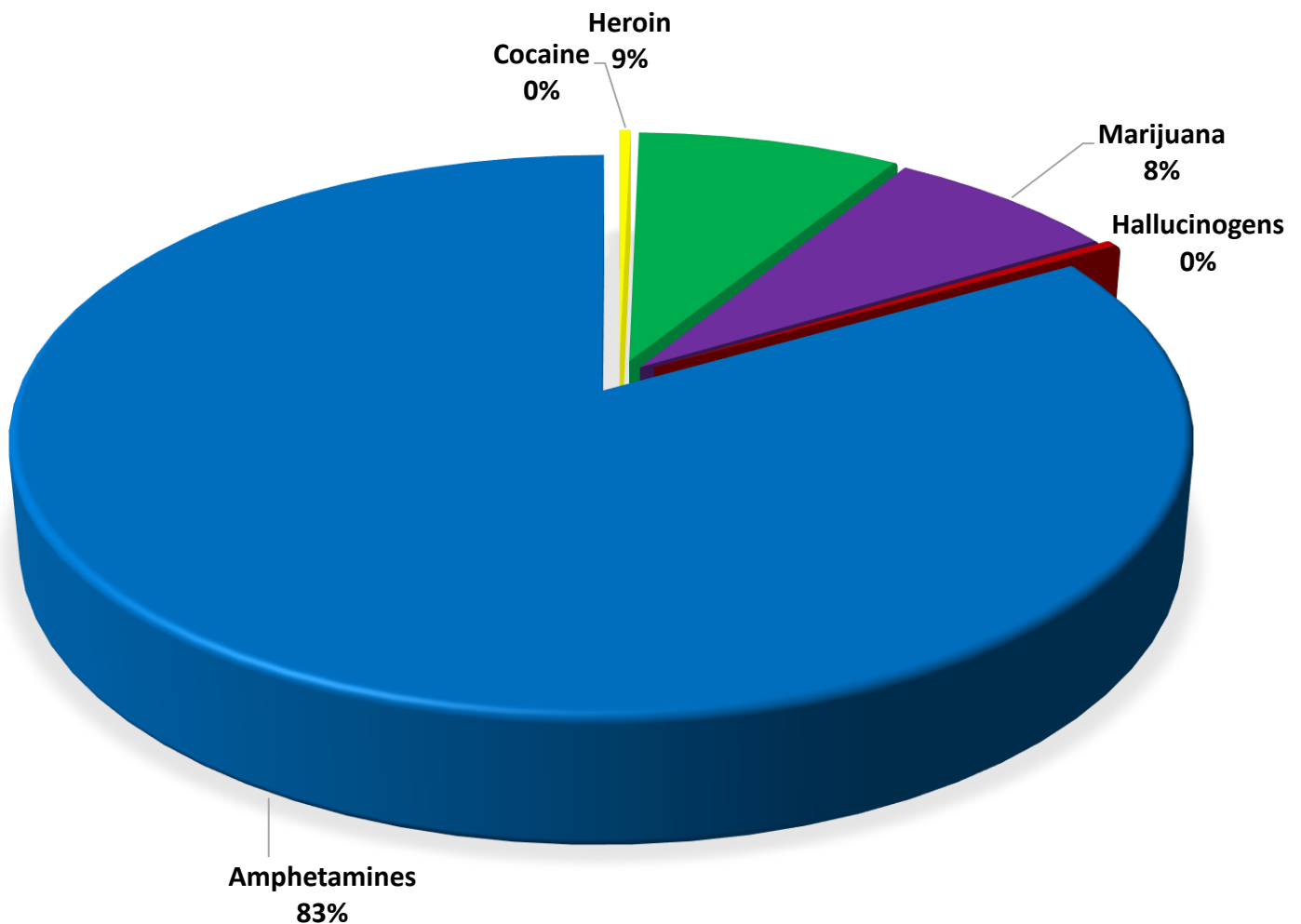
### Combined Offense/Event Trends

	JULY 2018	JULY 2019
<b>Part I Offenses</b>	114	85
<b>Part II Offenses</b>	231	191
<b>NonUCR Offenses</b>	175	196
<b>Reports Generated</b>	377	385
<b>Street Checks</b>	115	109
<b>Traffic Citations</b>	151	126
<b>Misdemeanor Citations</b>	8	8
<b>Jail Bookings</b>	39	14

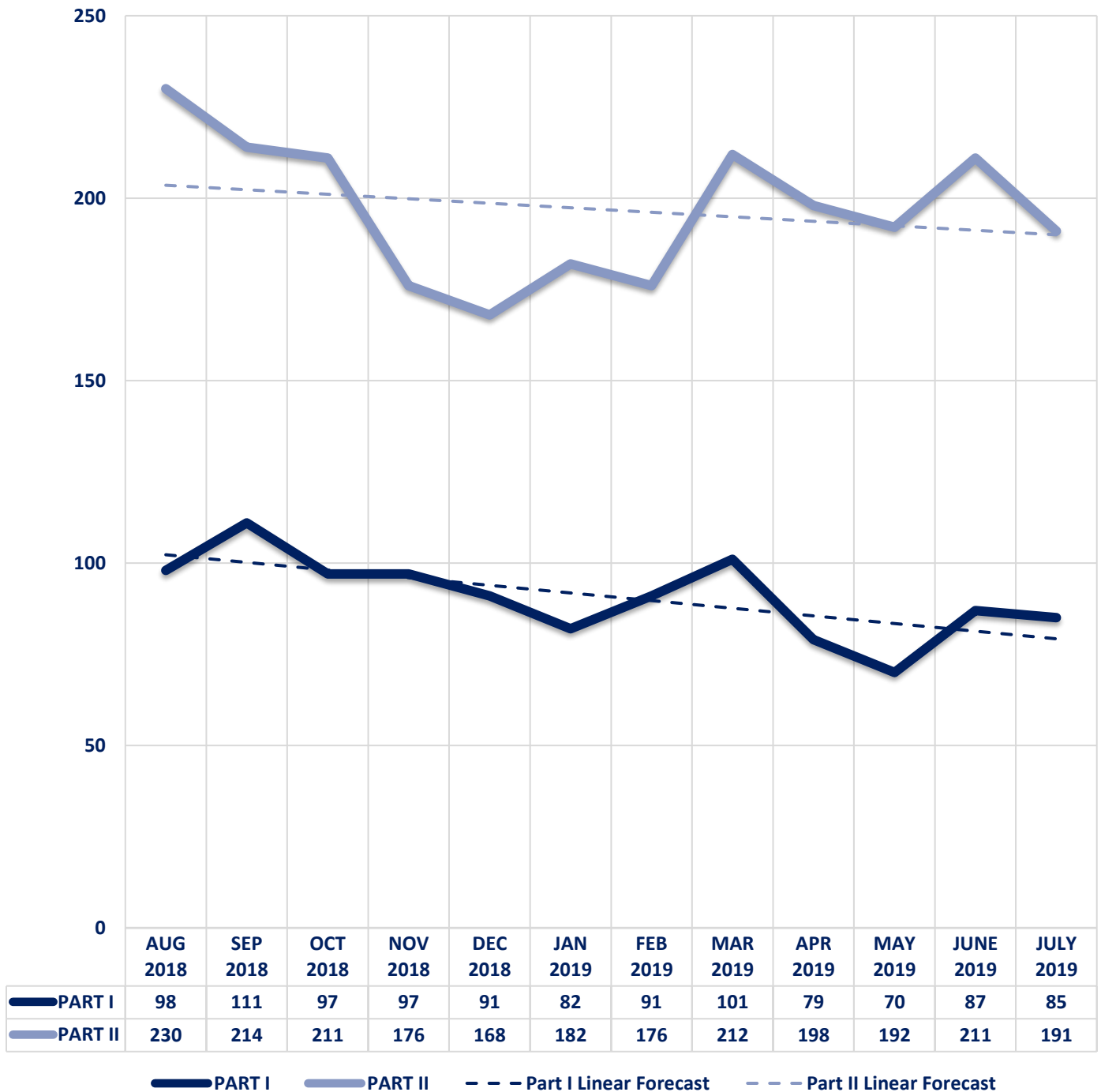


### Seized Drugs

TYPE	DOSES	STREET VALUE
Cocaine	1.0	\$ 10.00
Heroin	24.0	\$ 240.00
Marijuana	21.5	\$ 129.10
Hallucinogens	1.0	\$ 2.00
Amphetamines	236.0	\$ 2,360.00
<b>TOTAL</b>	<b>283.5</b>	<b>\$ 2,741.10</b>



### Part I & II Offenses - One Year







## CITY COUNCIL DISTRICT #3

### MONTHLY OFFENSE SUMMARY

**AUGUST 2019**

These figures represent preliminary counts of original Police Incident Reports and include all offenses within the above listed City Council District only. Full statistical analysis to determine the confidence level of this data has not been performed. The results contained herein are approximate in relation to the listed area and may not fully coincide with data shown in other areas of SLCPD's Crime Statistics page such as Calls for Service, Crimes Trending, and Crime Reports due to and reflective of departmental procedures that were in place at the time the event occurred and the date this data was compiled. Results displayed are not distinguished as attempted or completed crimes, do not include other calls for police service, and only represent police service where a report was made. Police Incident Reports are classified by primary offense categories as defined by the Uniform Crime Reporting (UCR) system, however for this report all offenses are included, and each incident may have more than one offense listed on it. In cases where there is more than one offense listed, all offenses are counted individually. Although every reasonable verification effort is made, the accuracy of any data is subject to the constraints of the report generation process as well as the manner, format, and point in time of any query.

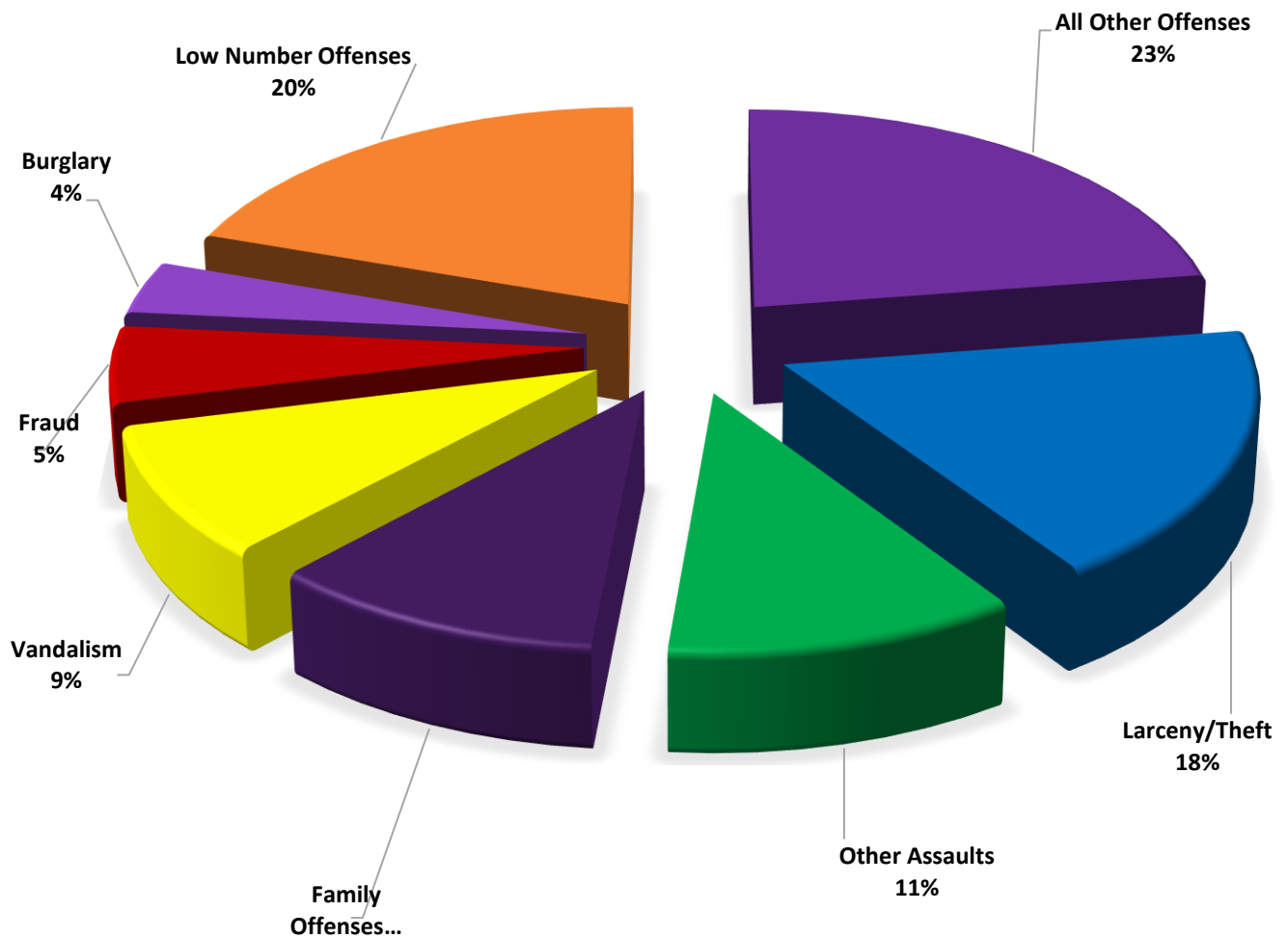
---

<b>PART I OFFENSES:</b>	Chosen by the FBI as Part I Offenses because they are serious crimes that occur with regularity in all areas of the country and are likely to be reported to Police.
<b>PART II OFFENSES:</b>	All other crimes other than the eight Part I Offenses. The Uniform Crime Reporting Program gathers only arrest data for Part II Offenses, however, SLCPD results displayed in this document display all Part II Offenses, regardless of the presence of arrest data.
<b>ALL OTHER OFFENSES:</b>	Under the Part II Offense section, 'All Other Offenses' include Peeping Tom, Trespass, Kidnap/Abduction, Pornography, Extortion/Blackmail, Bribery, Warrants, Sexual Offenses, Obstruction, Public Peace, and Hit & Run.
<b>NON-UCR OFFENSES:</b>	Non-UCR Offenses include reports for all other offenses not classified as a Part I or Part II Offense. Results displayed separate some of these offenses such as Ambulance Calls, Deaths, Missing Persons, Suicides, Suspicious Activity, and Traffic Accidents.
<b>ALL OTHER NON-UCR:</b>	Under the Non-UCR category, 'All Other' include the remainder of offenses not classified as Part I or Part II and not separated from the Non-UCR Offenses. These include things such as Loud Parties, Barking Dogs, Mentally Ill Subjects, Citizen Assistance, etc.
<b>LOW NUMBER OFFENSES:</b>	On page two, in the interest of space and allowing for easier viewing, the category titled 'Low Number Offenses' include Part I and Part II Offenses from page one that have totals under the amount of 7.

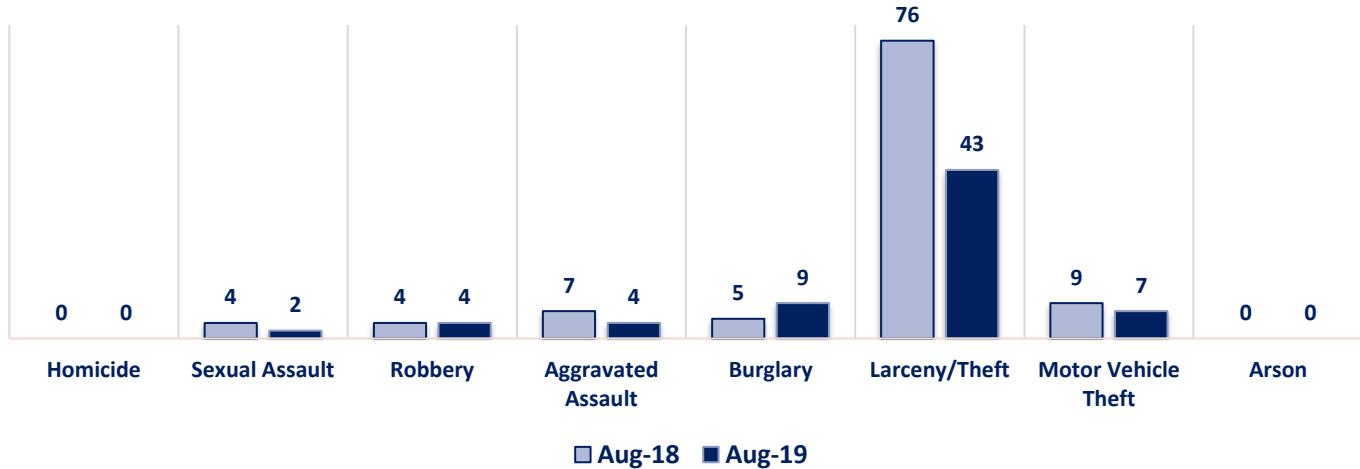
## Offenses

PART I OFFENSES	OFFENSE	AUG 18	AUG 19	OFFENSE	AUG 18	AUG 19	PART II OFFENSES
	Homicide	0	0	Other Assaults	21	26	
	Sexual Assault	4	2	Forgery/Counterfeit	5	3	
	Robbery	4	4	Fraud	15	13	
	Aggravated Assault	7	4	Embezzlement	0	0	
	Burglary	5	9	Stolen Property	3	0	
	Larceny/Theft	76	43	Vandalism	38	22	
	Motor Vehicle Theft	9	7	Weapons	3	7	
	Arson	0	0	Prostitution	3	1	
PART I TOTALS	105	69	Sex Offenses	3	1		
NON-UCR OFFENSES	Ambulance Calls	21	5	Drug Abuse	16	6	
	Deaths	3	2	Gambling	0	0	
	Missing Persons	2	2	Family Offenses	23	25	
	Suicides	1	0	DUI	4	0	
	Suspicious Activity	14	11	Liquor Laws	1	0	
	Traffic Accidents	49	37	Drunkenness	9	4	
	All Other	106	88	Disorderly Conduct	12	7	
	NON-UCR TOTALS	196	145	All Other Offenses	83	54	
	PART I OFFENSES	105	69	Curfew/Loitering	0	0	
PART II OFFENSES	239	170	Runaway	0	1		
NON-UCR OFFENSES	196	145	PART II TOTALS	239	170		
TOTAL	540	384					

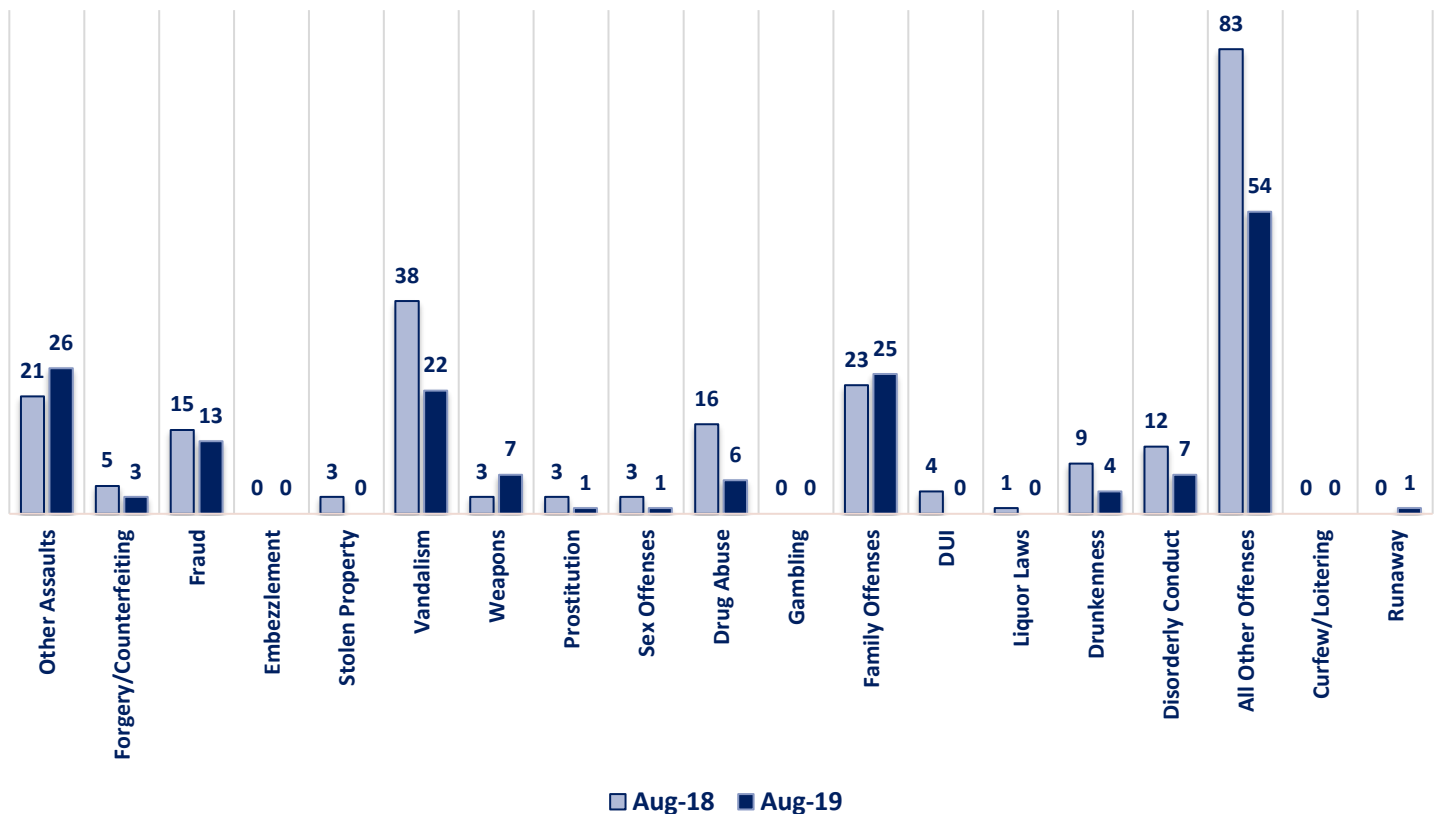
### AUGUST 2019 - PART I & II OFFENSE PERCENTAGES



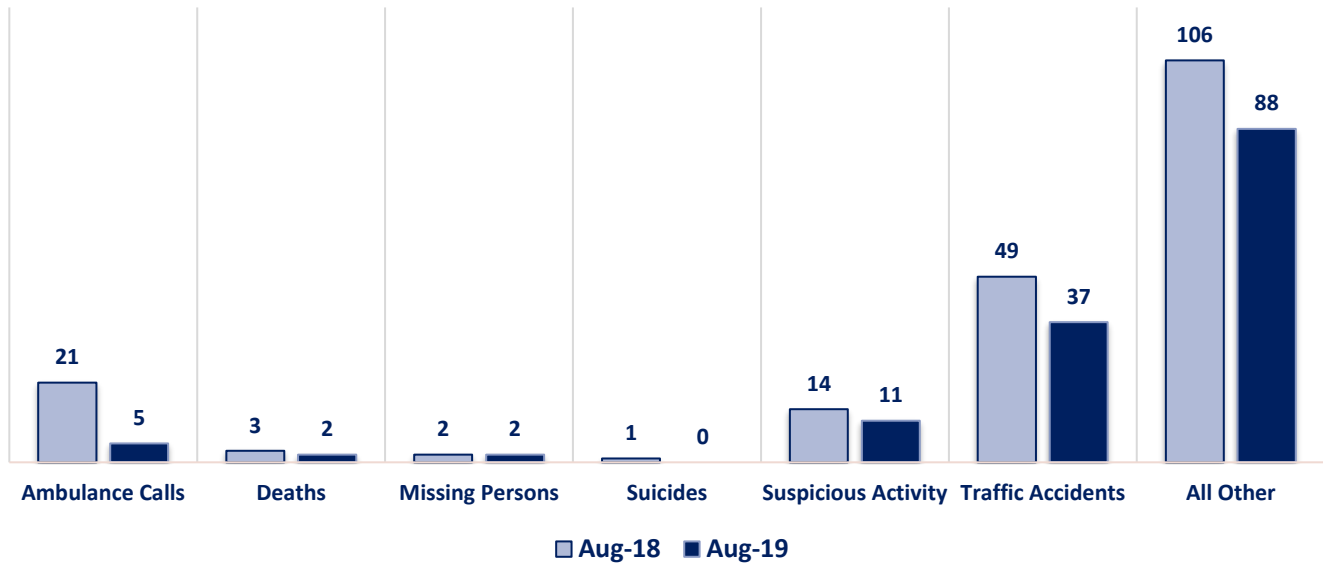
### Part I Offenses



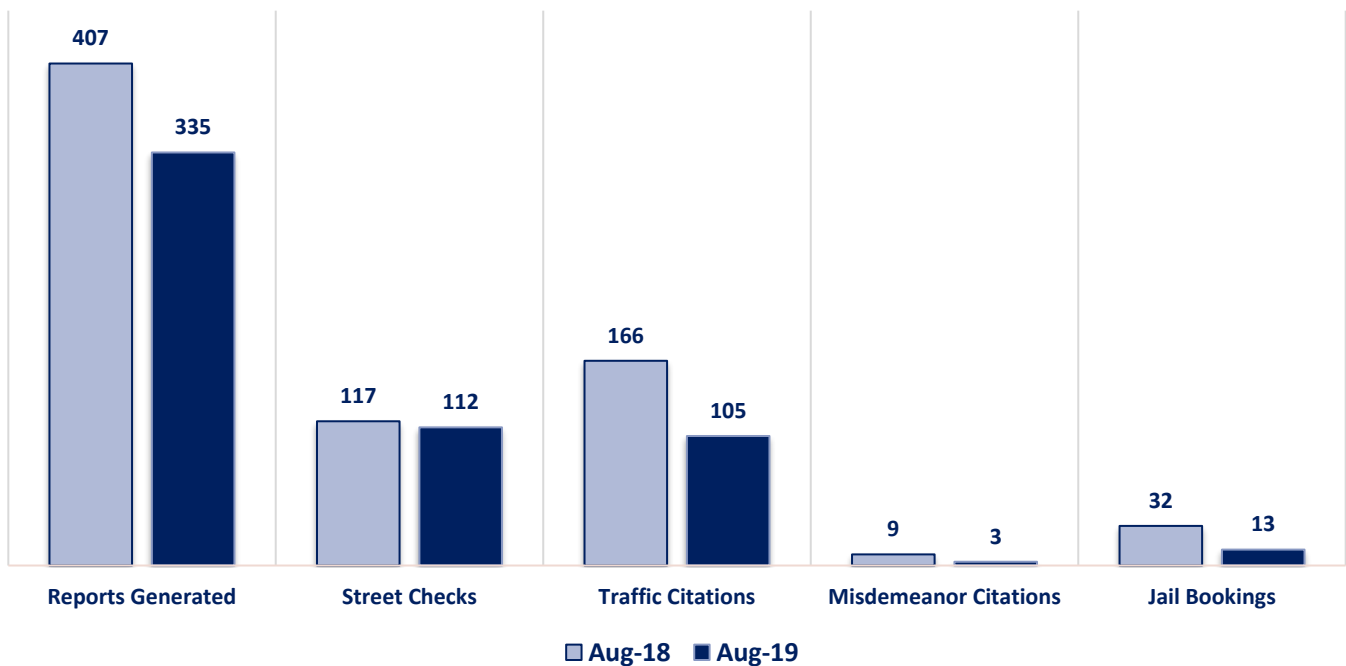
### Part II Offenses



### Non-UCR Offenses

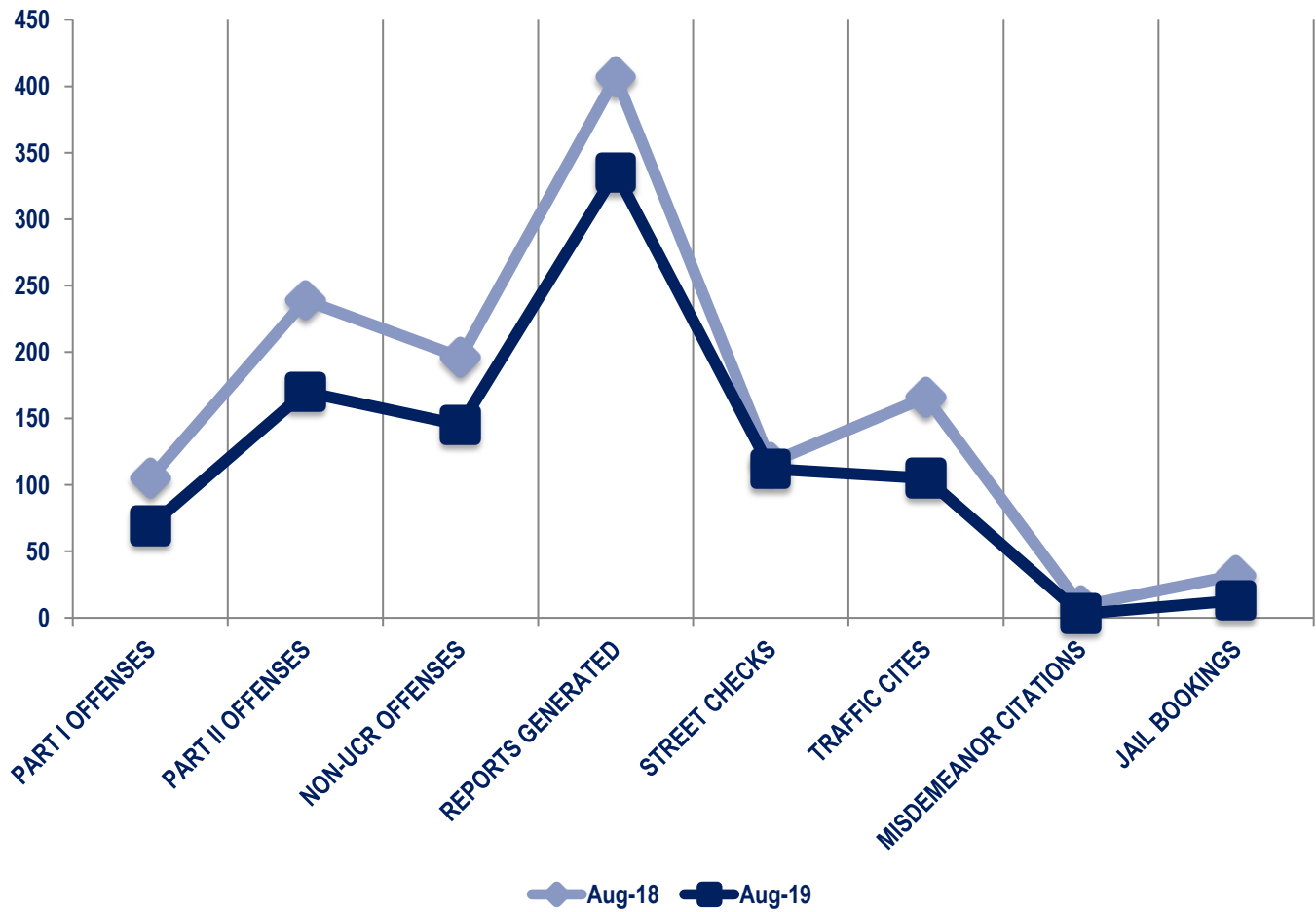


### Other Event Totals



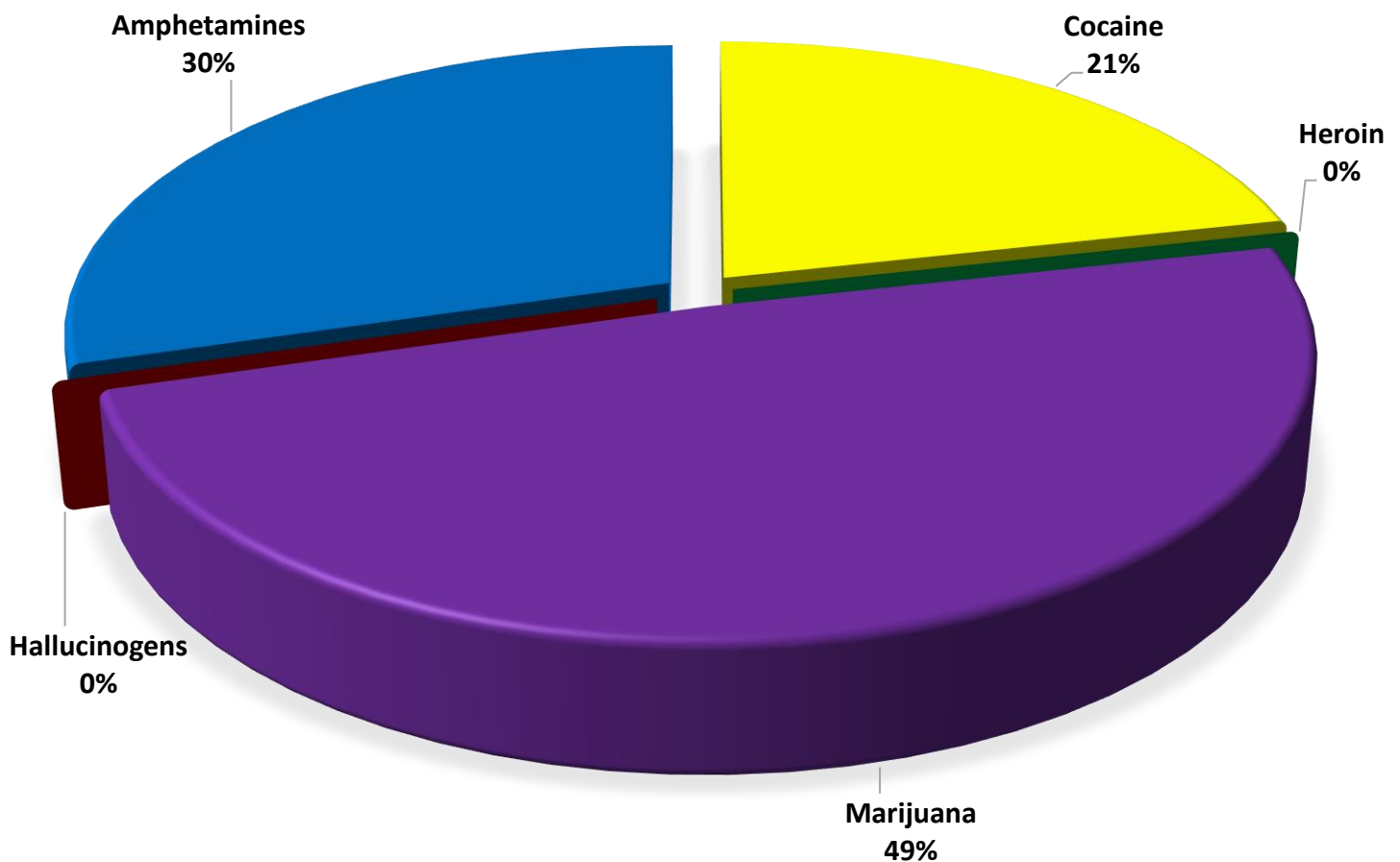
### Combined Offense/Event Trends

	AUG 2018	AUG 2019
<b>Part I Offenses</b>	105	69
<b>Part II Offenses</b>	239	170
<b>NonUCR Offenses</b>	196	145
<b>Reports Generated</b>	407	335
<b>Street Checks</b>	117	112
<b>Traffic Citations</b>	166	105
<b>Misdemeanor Citations</b>	9	3
<b>Jail Bookings</b>	32	13

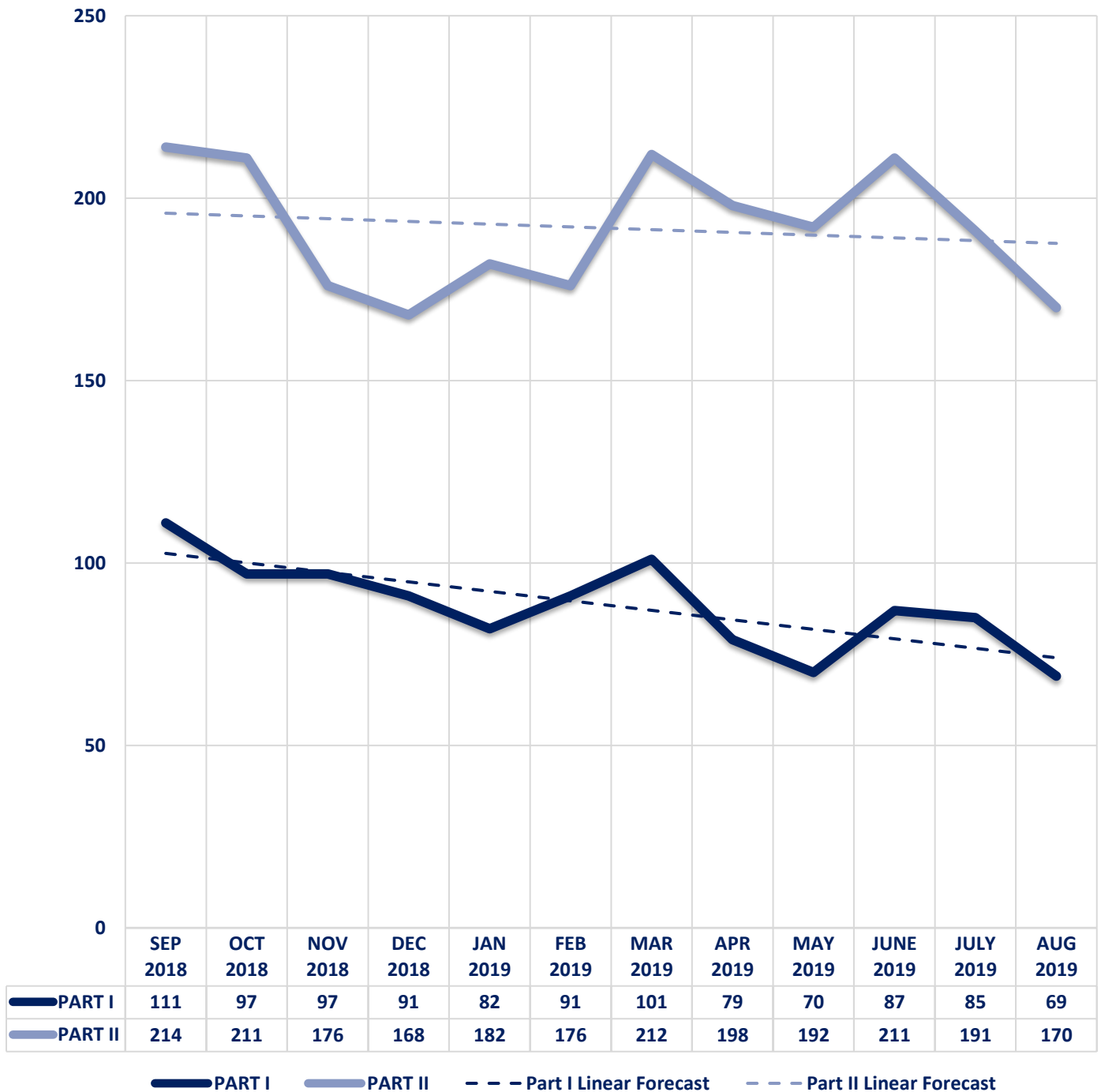


### Seized Drugs

TYPE	DOSES	STREET VALUE	
Cocaine	8.0	\$	80.00
Heroin	0.0	\$	-
Marijuana	18.2	\$	109.10
Hallucinogens	0.0	\$	-
Amphetamines	11.0	\$	110.00
<b>TOTAL</b>	<b>37.2</b>	<b>\$</b>	<b>299.10</b>



### Part I & II Offenses - One Year







## CITY COUNCIL DISTRICT #3

### MONTHLY OFFENSE SUMMARY

SEPTEMBER 2019

These figures represent preliminary counts of original Police Incident Reports and include all offenses within the above listed City Council District only. Full statistical analysis to determine the confidence level of this data has not been performed. The results contained herein are approximate in relation to the listed area and may not fully coincide with data shown in other areas of SLCPD's Crime Statistics page such as Calls for Service, Crimes Trending, and Crime Reports due to and reflective of departmental procedures that were in place at the time the event occurred and the date this data was compiled. Results displayed are not distinguished as attempted or completed crimes, do not include other calls for police service, and only represent police service where a report was made. Police Incident Reports are classified by primary offense categories as defined by the Uniform Crime Reporting (UCR) system, however for this report all offenses are included, and each incident may have more than one offense listed on it. In cases where there is more than one offense listed, all offenses are counted individually. Although every reasonable verification effort is made, the accuracy of any data is subject to the constraints of the report generation process as well as the manner, format, and point in time of any query.

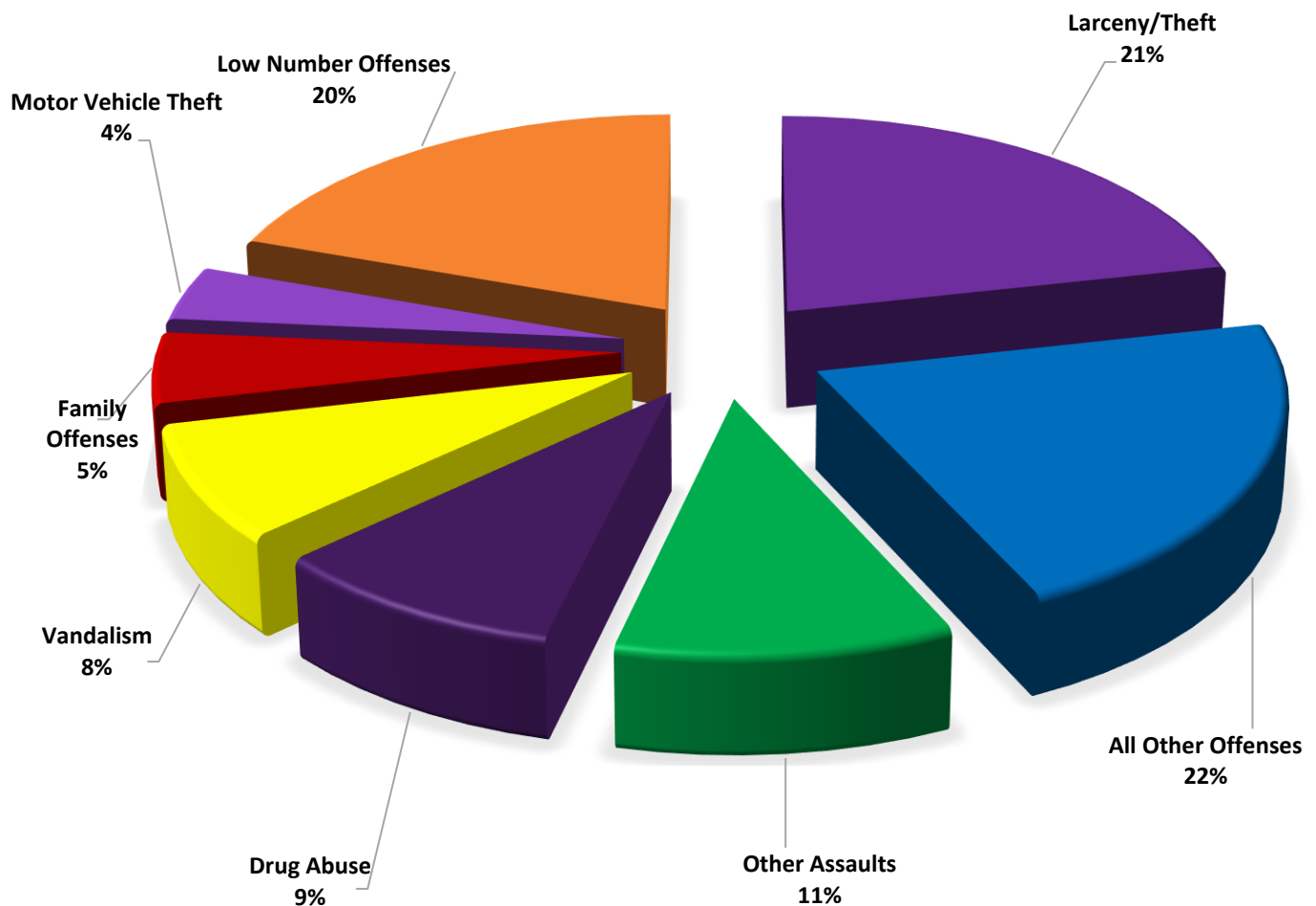
---

<b>PART I OFFENSES:</b>	Chosen by the FBI as Part I Offenses because they are serious crimes that occur with regularity in all areas of the country and are likely to be reported to Police.
<b>PART II OFFENSES:</b>	All other crimes other than the eight Part I Offenses. The Uniform Crime Reporting Program gathers only arrest data for Part II Offenses, however, SLCPD results displayed in this document display all Part II Offenses, regardless of the presence of arrest data.
<b>ALL OTHER OFFENSES:</b>	Under the Part II Offense section, 'All Other Offenses' include Peeping Tom, Trespass, Kidnap/Abduction, Pornography, Extortion/Blackmail, Bribery, Warrants, Sexual Offenses, Obstruction, Public Peace, and Hit & Run.
<b>NON-UCR OFFENSES:</b>	Non-UCR Offenses include reports for all other offenses not classified as a Part I or Part II Offense. Results displayed separate some of these offenses such as Ambulance Calls, Deaths, Missing Persons, Suicides, Suspicious Activity, and Traffic Accidents.
<b>ALL OTHER NON-UCR:</b>	Under the Non-UCR category, 'All Other' include the remainder of offenses not classified as Part I or Part II and not separated from the Non-UCR Offenses. These include things such as Loud Parties, Barking Dogs, Mentally Ill Subjects, Citizen Assistance, etc.
<b>LOW NUMBER OFFENSES:</b>	On page two, in the interest of space and allowing for easier viewing, the category titled 'Low Number Offenses' include Part I and Part II Offenses from page one that have totals under the amount of 10.

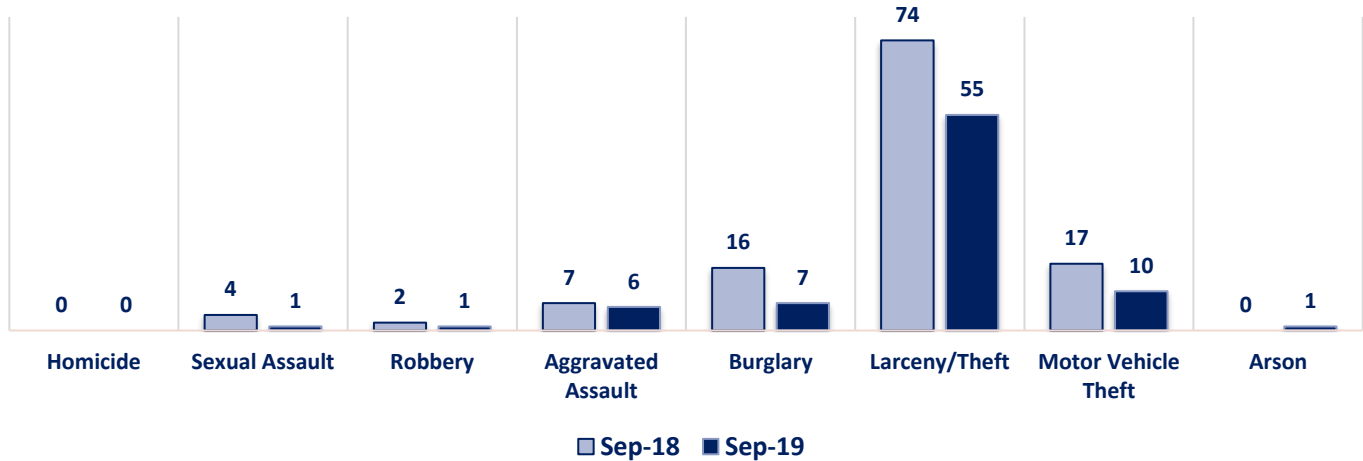
## Offenses

PART I OFFENSES	OFFENSE	SEPT 18	SEPT 19	OFFENSE	SEPT 18	SEPT 19	PART II OFFENSES
	Homicide	0	0	Other Assaults	29	27	
	Sexual Assault	4	1	Forgery/Counterfeit	6	0	
	Robbery	2	1	Fraud	9	9	
	Aggravated Assault	7	6	Embezzlement	0	0	
	Burglary	16	7	Stolen Property	3	2	
	Larceny/Theft	74	55	Vandalism	18	21	
	Motor Vehicle Theft	17	10	Weapons	5	4	
	Arson	0	1	Prostitution	2	0	
NON-UCR OFFENSES	<b>PART I TOTALS</b>	<b>120</b>	<b>81</b>	Sex Offenses	3	1	PART II OFFENSES
	Ambulance Calls	9	13	Drug Abuse	29	24	
	Deaths	5	0	Gambling	0	0	
	Missing Persons	2	0	Family Offenses	25	13	
	Suicides	1	2	DUI	4	6	
	Suspicious Activity	7	7	Liquor Laws	0	0	
	Traffic Accidents	31	40	Drunkenness	7	1	
	All Other	109	81	Disorderly Conduct	3	10	
	<b>NON-UCR TOTALS</b>	<b>164</b>	<b>143</b>	All Other Offenses	75	55	
TOTALS	<b>PART I OFFENSES</b>	<b>120</b>	<b>81</b>	Curfew/Loitering	0	0	PART II OFFENSES
	<b>PART II OFFENSES</b>	<b>219</b>	<b>174</b>	Runaway	1	1	
	<b>NON-UCR OFFENSES</b>	<b>164</b>	<b>143</b>	<b>PART II TOTALS</b>	<b>219</b>	<b>174</b>	
	<b>TOTAL</b>	<b>503</b>	<b>398</b>				

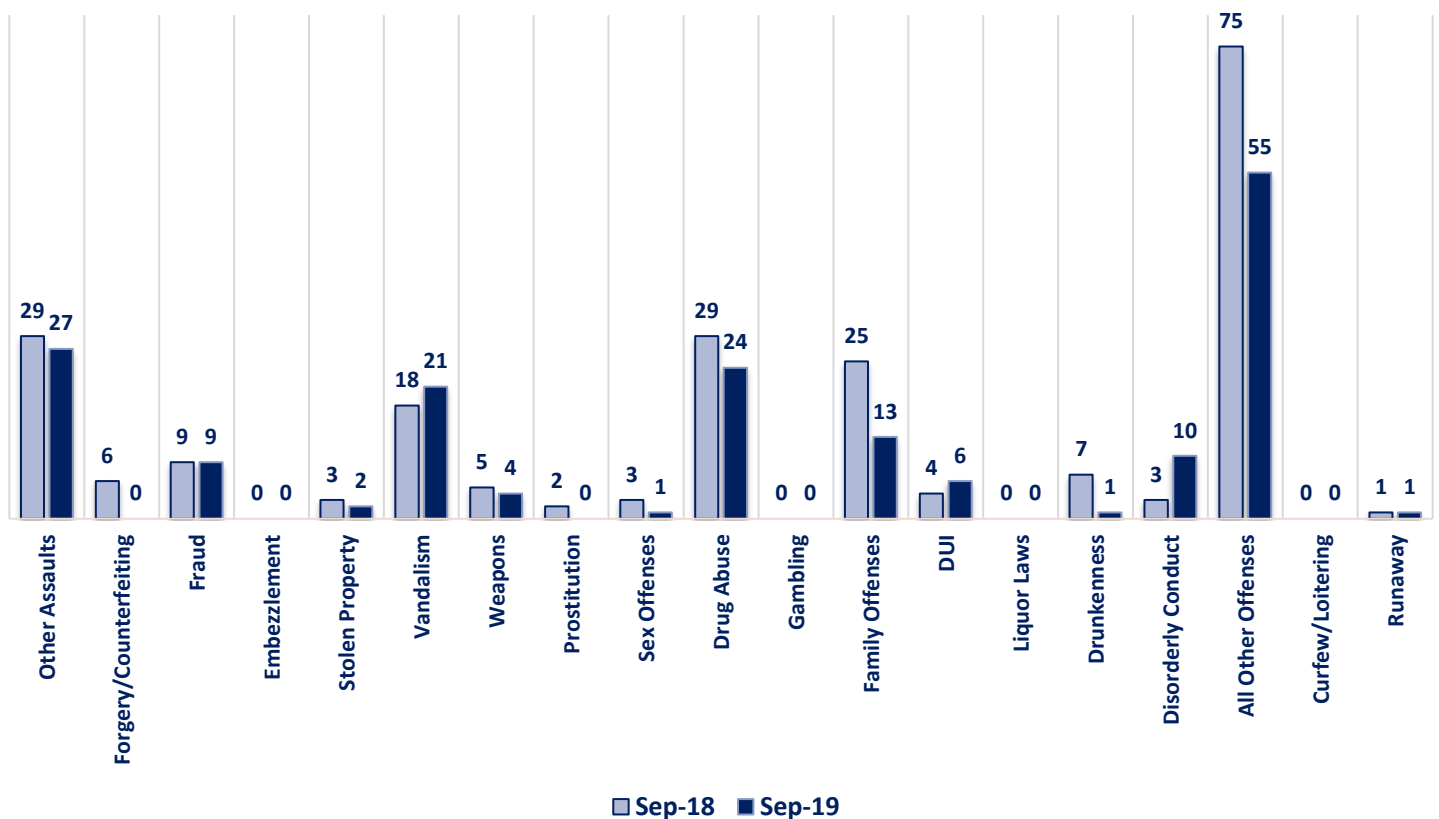
**SEPTEMBER 2019 - PART I & II OFFENSE PERCENTAGES**



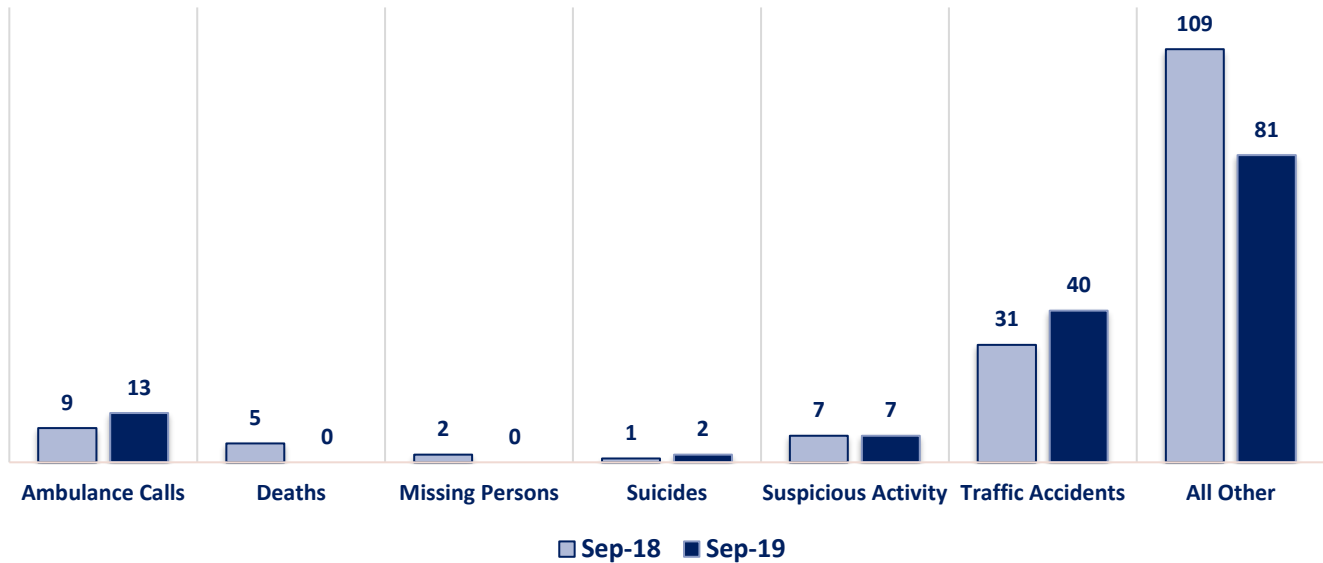
### Part I Offenses



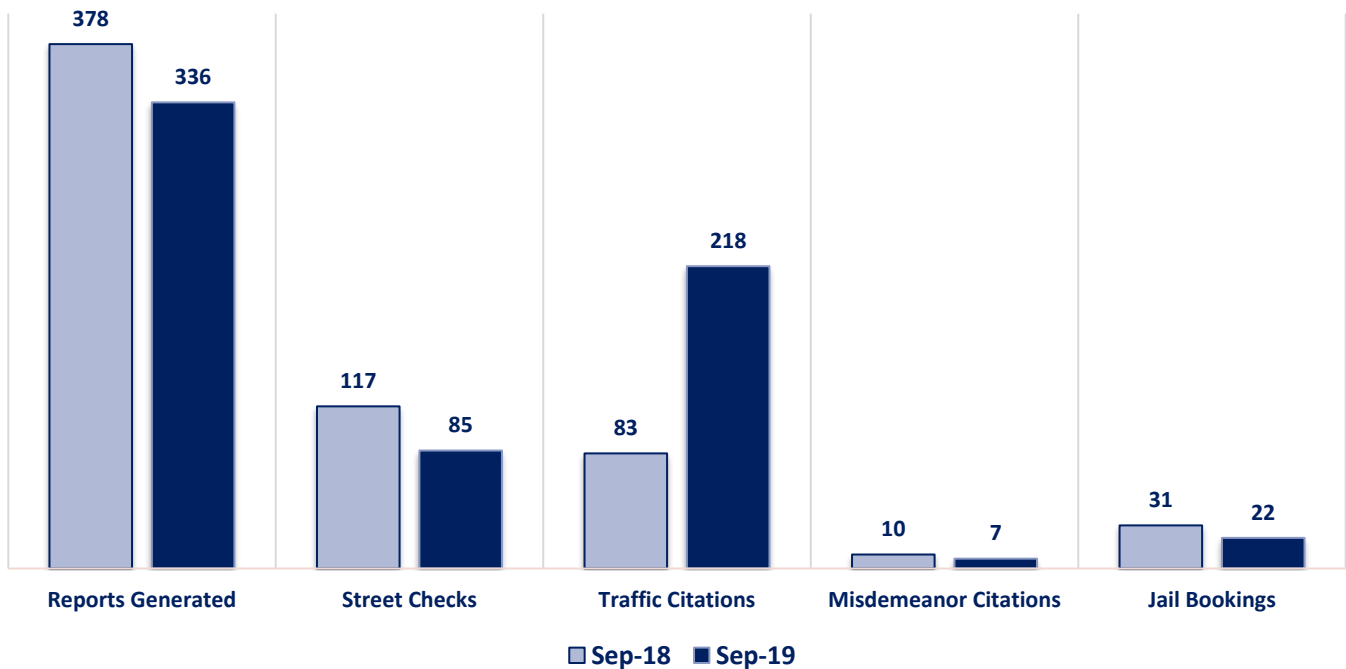
### Part II Offenses



### Non-UCR Offenses

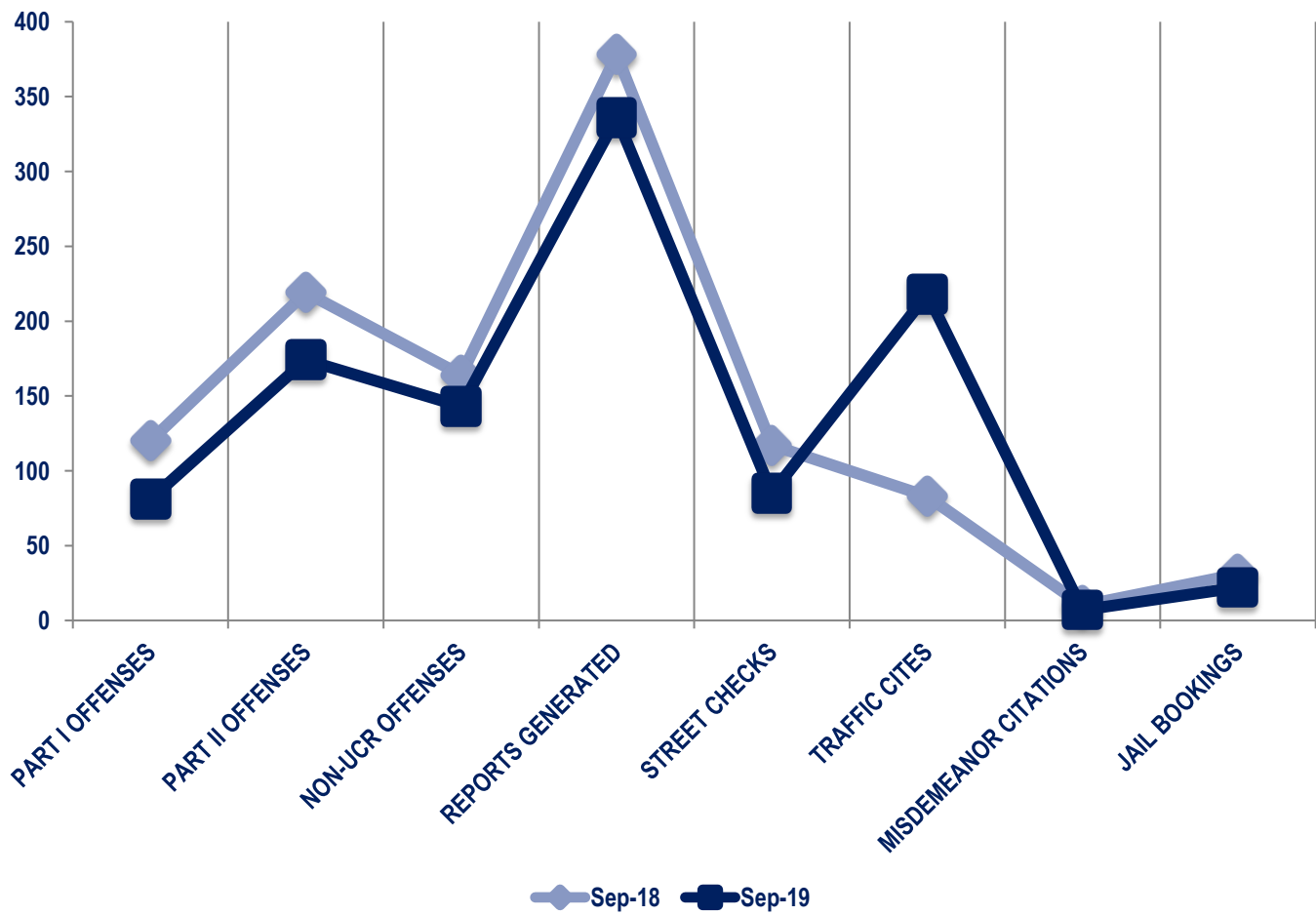


### Other Event Totals



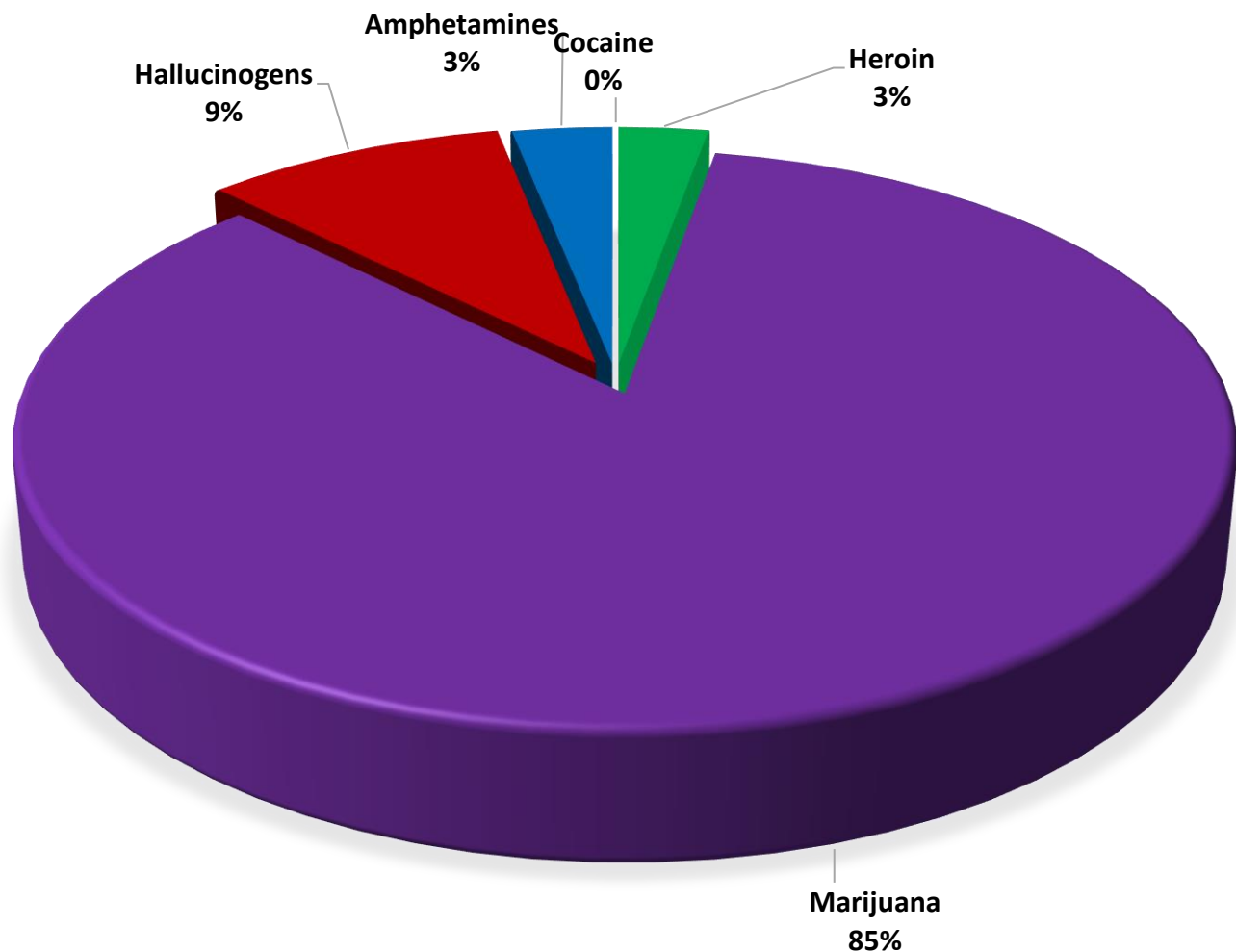
### Combined Offense/Event Trends

	SEPT 2018	SEPT 2019
<b>Part I Offenses</b>	120	81
<b>Part II Offenses</b>	219	174
<b>NonUCR Offenses</b>	164	143
<b>Reports Generated</b>	378	336
<b>Street Checks</b>	117	85
<b>Traffic Citations</b>	83	218
<b>Misdemeanor Citations</b>	10	7
<b>Jail Bookings</b>	31	22

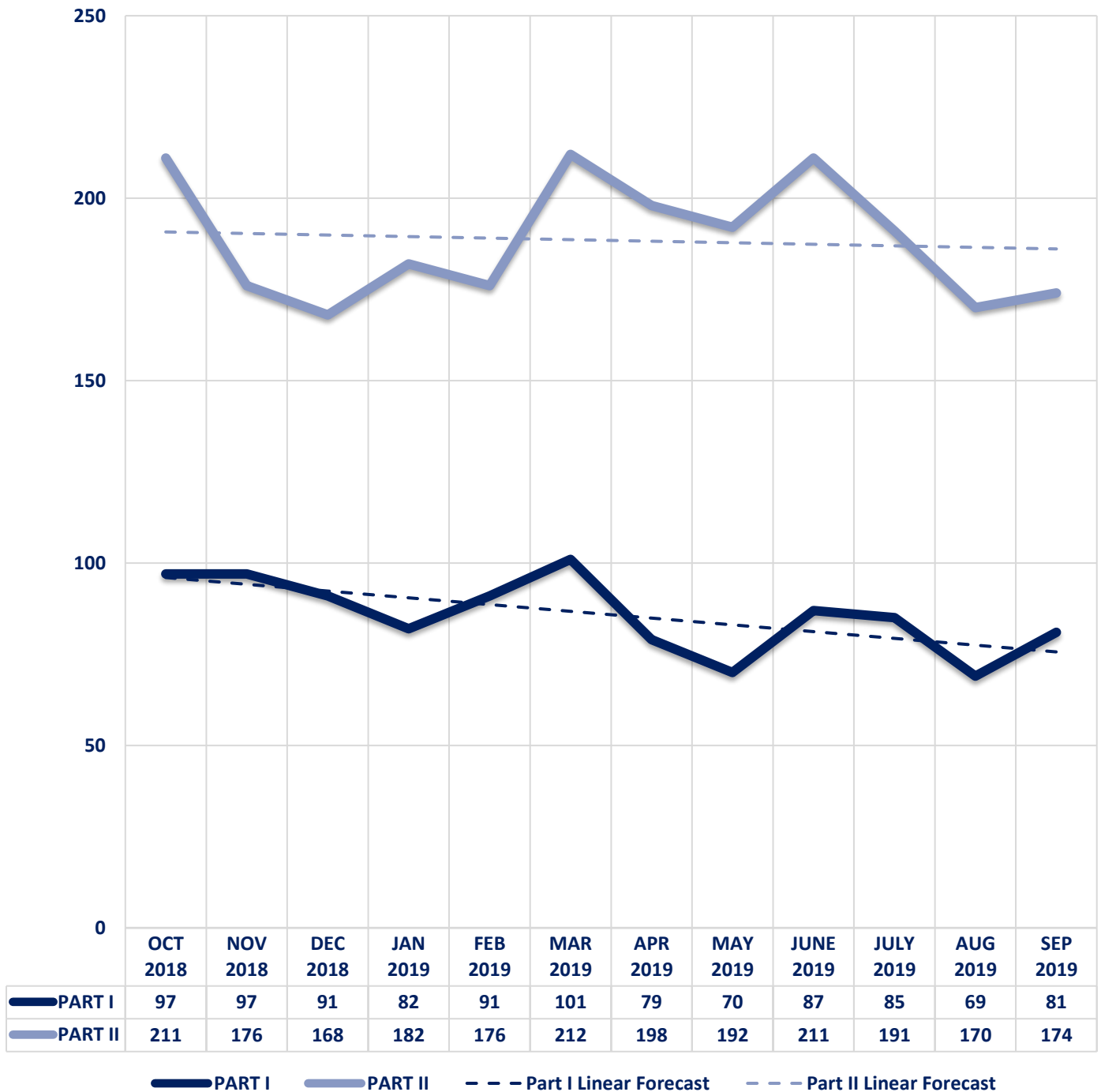


### Seized Drugs

TYPE	DOSES	STREET VALUE
Cocaine	0.0	\$ -
Heroin	30.0	\$ 300.00
Marijuana	903.5	\$ 5,421.16
Hallucinogens	100.5	\$ 201.06
Amphetamines	33.5	\$ 335.00
<b>TOTAL</b>	<b>1067.6</b>	<b>\$ 6,257.22</b>



### Part I & II Offenses - One Year







## CITY COUNCIL DISTRICT #3 MONTHLY OFFENSE SUMMARY

OCTOBER 2019

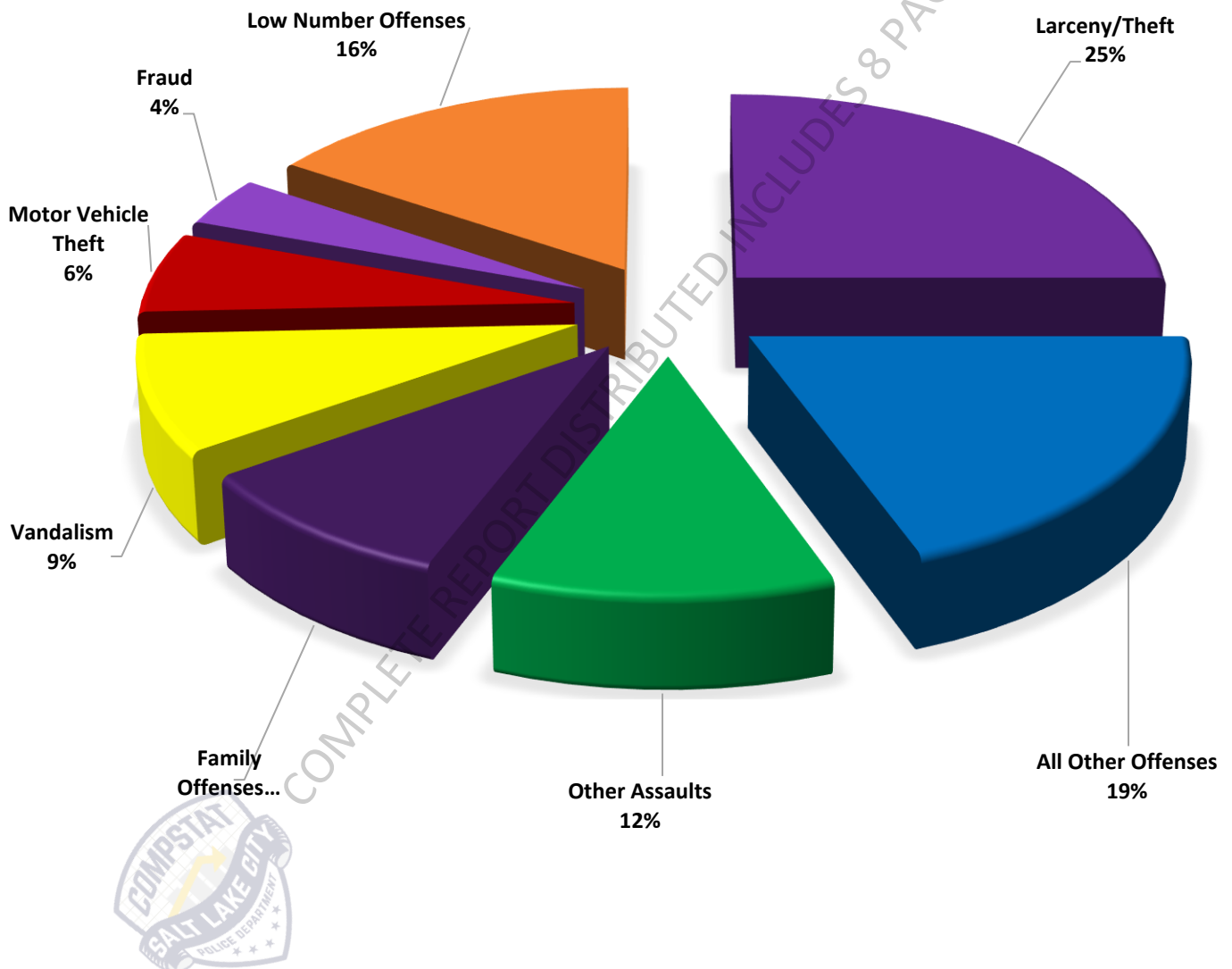
These figures represent preliminary counts of original Police Incident Reports and include all offenses within the above listed City Council District only. Full statistical analysis to determine the confidence level of this data has not been performed. The results contained herein are approximate in relation to the listed area and may not fully coincide with data shown in other areas of SLCPD's Crime Statistics page such as Calls for Service, Crimes Trending, and Crime Reports due to and reflective of departmental procedures that were in place at the time the event occurred and the date this data was compiled. Results displayed are not distinguished as attempted or completed crimes, do not include other calls for police service, and only represent police service where a report was made. Police Incident Reports are classified by primary offense categories as defined by the Uniform Crime Reporting (UCR) system, however for this report all offenses are included, and each incident may have more than one offense listed on it. In cases where there is more than one offense listed, all offenses are counted individually. Although every reasonable verification effort is made, the accuracy of any data is subject to the constraints of the report generation process as well as the manner, format, and point in time of any query.

<b>PART I OFFENSES:</b>	Chosen by the FBI as Part I Offenses because they are serious crimes that occur with regularity in all areas of the country and are likely to be reported to Police.
<b>PART II OFFENSES:</b>	All other crimes other than the eight Part I Offenses. The Uniform Crime Reporting Program gathers only arrest data for Part II Offenses, however, SLCPD results displayed in this document display all Part II Offenses, regardless of the presence of arrest data.
<b>ALL OTHER OFFENSES:</b>	Under the Part II Offense section, 'All Other Offenses' include Peeping Tom, Trespass, Kidnap/Abduction, Pornography, Extortion/Blackmail, Bribery, Warrants, Sexual Offenses, Obstruction, Public Peace, and Hit & Run.
<b>NON-UCR OFFENSES:</b>	Non-UCR Offenses include reports for all other offenses not classified as a Part I or Part II Offense. Results displayed separate some of these offenses such as Ambulance Calls, Deaths, Missing Persons, Suicides, Suspicious Activity, and Traffic Accidents.
<b>ALL OTHER NON-UCR:</b>	Under the Non-UCR category, 'All Other' include the remainder of offenses not classified as Part I or Part II and not separated from the Non-UCR Offenses. These include things such as Loud Parties, Barking Dogs, Mentally Ill Subjects, Citizen Assistance, etc.
<b>LOW NUMBER OFFENSES:</b>	On page two, in the interest of space and allowing for easier viewing, the category titled 'Low Number Offenses' include Part I and Part II Offenses from page one that have totals under the amount of 9.

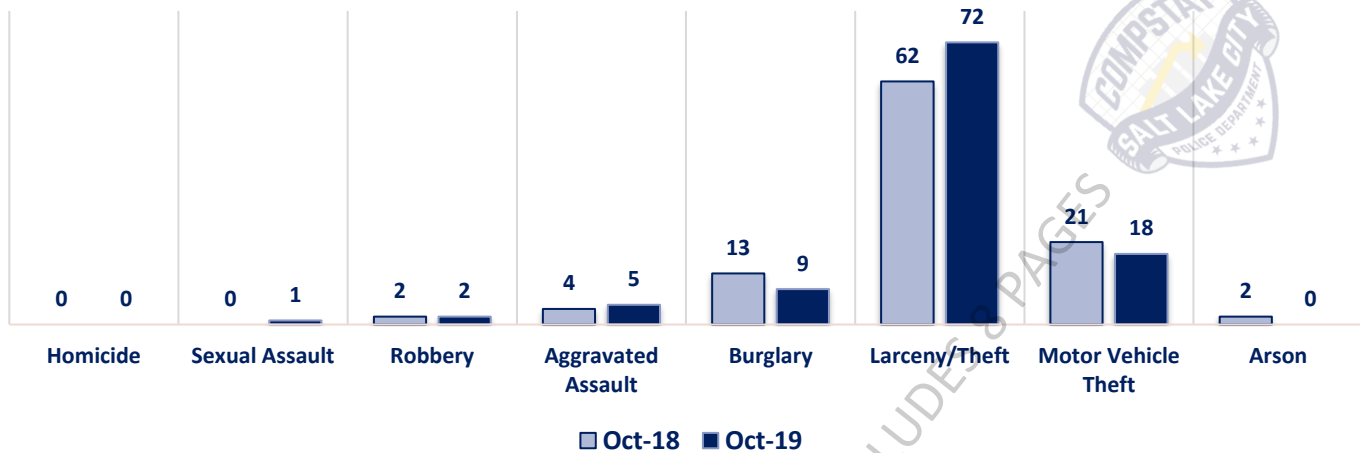
## Offenses

PART I OFFENSES	OFFENSE	OCT 18	OCT 19	OFFENSE	OCT 18	OCT 19	PART II OFFENSES
	Homicide	0	0	Other Assaults	35	33	
	Sexual Assault	0	1	Forgery/Counterfeit	9	1	
	Robbery	2	2	Fraud	13	11	
	Aggravated Assault	4	5	Embezzlement	0	0	
	Burglary	13	9	Stolen Property	1	2	
	Larceny/Theft	62	72	Vandalism	27	26	
	Motor Vehicle Theft	21	18	Weapons	1	5	
NON-UCR OFFENSES	Arson	2	0	Prostitution	1	0	
	<b>PART I TOTALS</b>	<b>104</b>	<b>107</b>	Sex Offenses	2	1	
	Ambulance Calls	6	11	Drug Abuse	15	5	
	Deaths	1	5	Gambling	1	0	
	Missing Persons	4	5	Family Offenses	28	27	
	Suicides	2	1	DUI	10	3	
	Suspicious Activity	10	8	Liquor Laws	1	0	
	Traffic Accidents	36	42	Drunkenness	12	4	
TOTALS	All Other	99	95	Disorderly Conduct	9	4	
	<b>NON-UCR TOTALS</b>	<b>158</b>	<b>167</b>	All Other Offenses	50	56	
	<b>PART I OFFENSES</b>	<b>104</b>	<b>107</b>	Curfew/Loitering	0	0	
	<b>PART II OFFENSES</b>	<b>216</b>	<b>181</b>	Runaway	1	3	
	<b>NON-UCR OFFENSES</b>	<b>158</b>	<b>167</b>	<b>PART II TOTALS</b>	<b>216</b>	<b>181</b>	
	<b>TOTAL</b>	<b>1209</b>	<b>1010</b>				

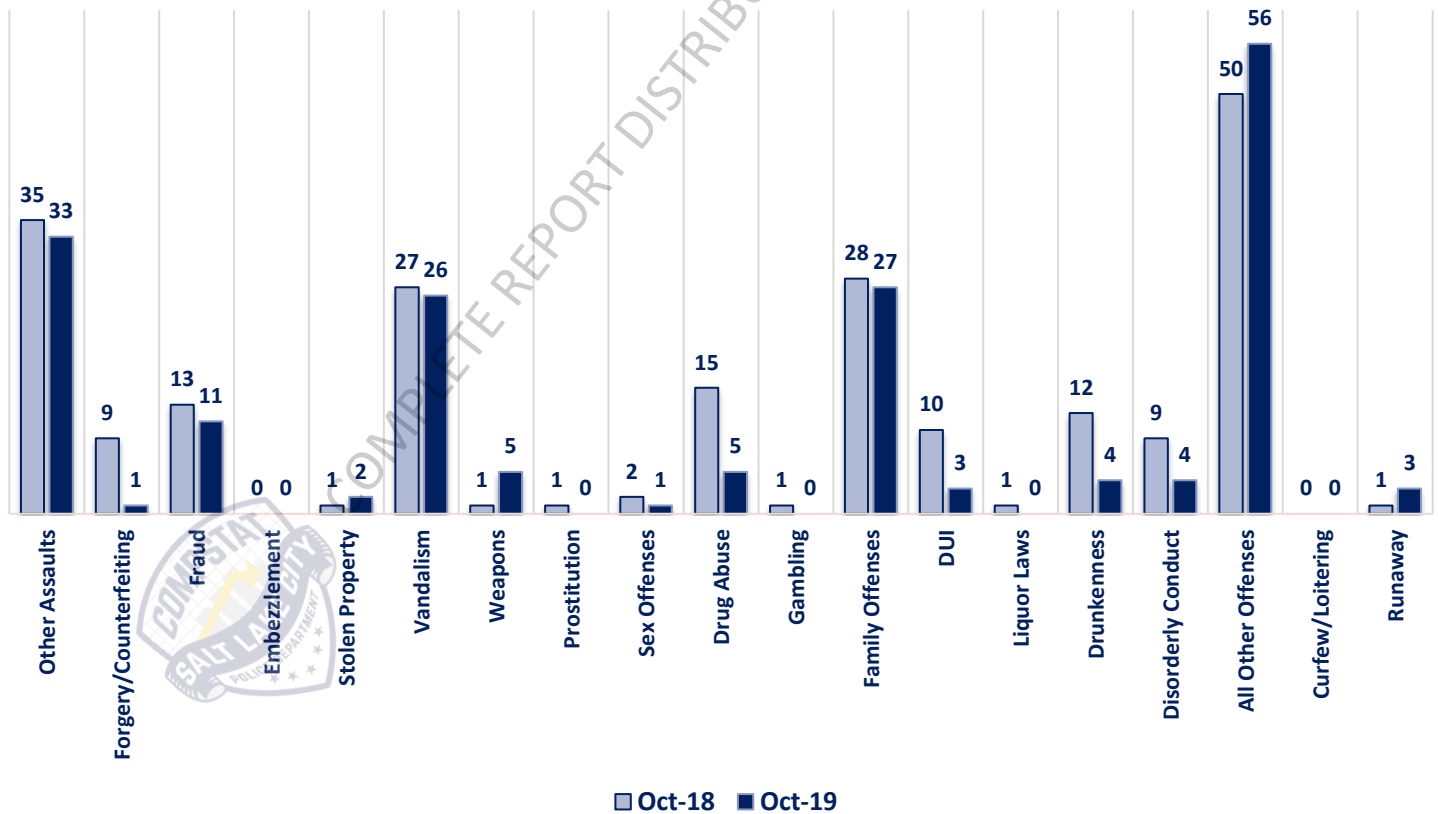
**OCTOBER 2019 - PART I & II OFFENSE PERCENTAGES**



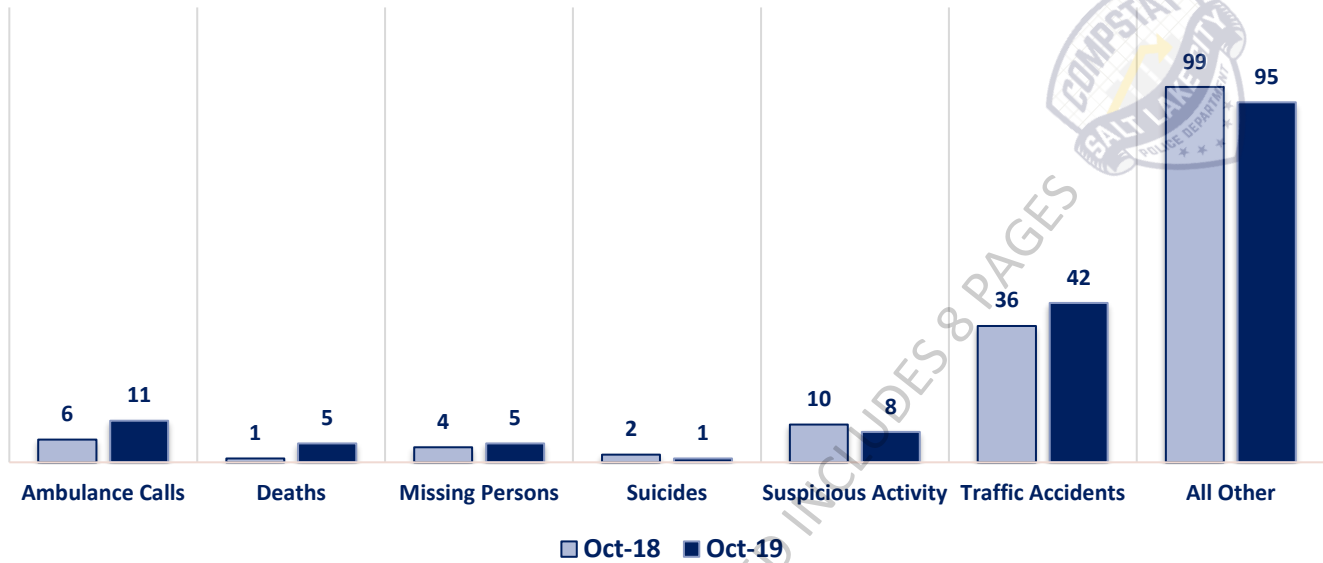
### Part I Offenses



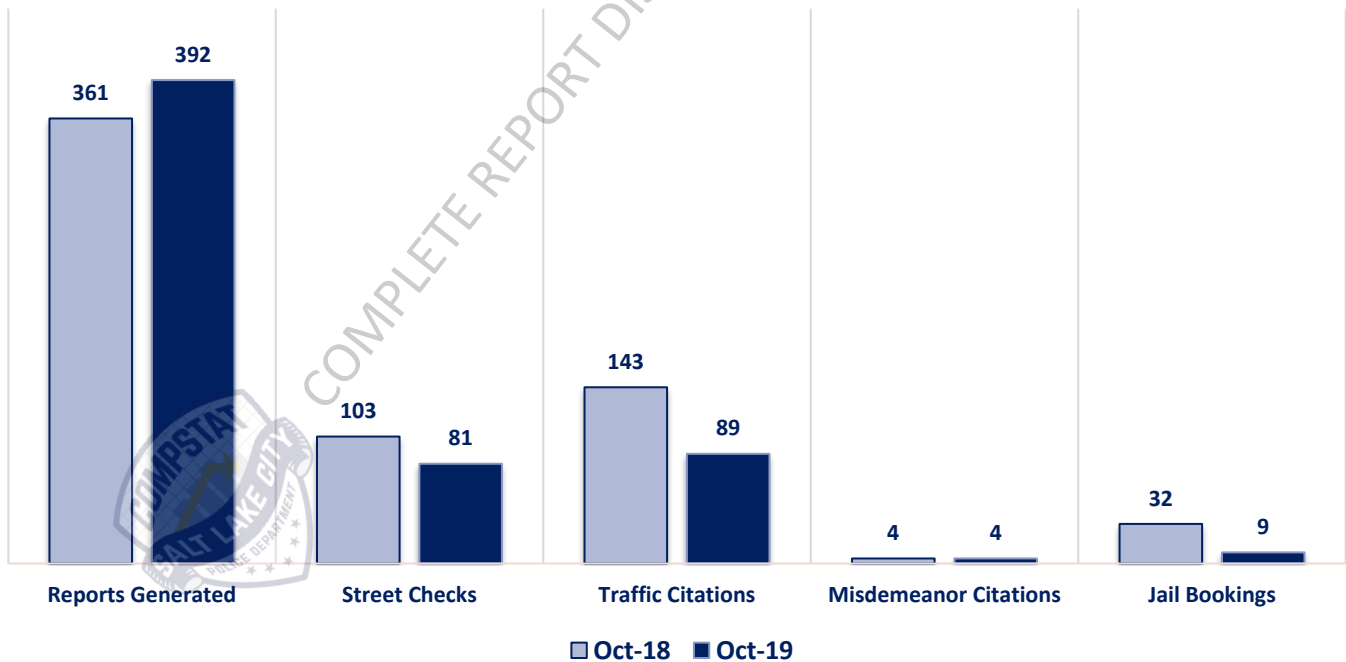
### Part II Offenses



### Non-UCR Offenses

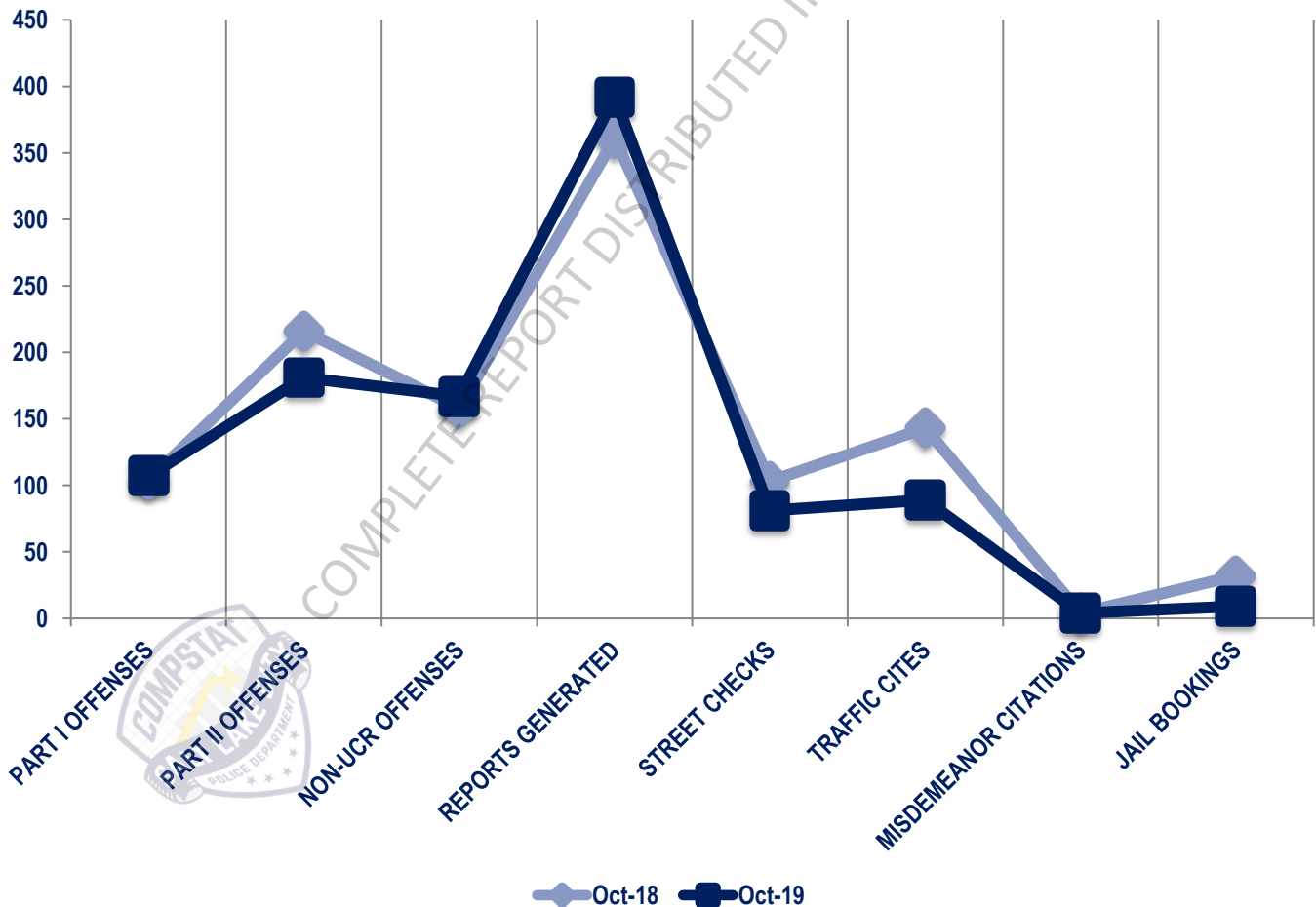


### Other Event Totals



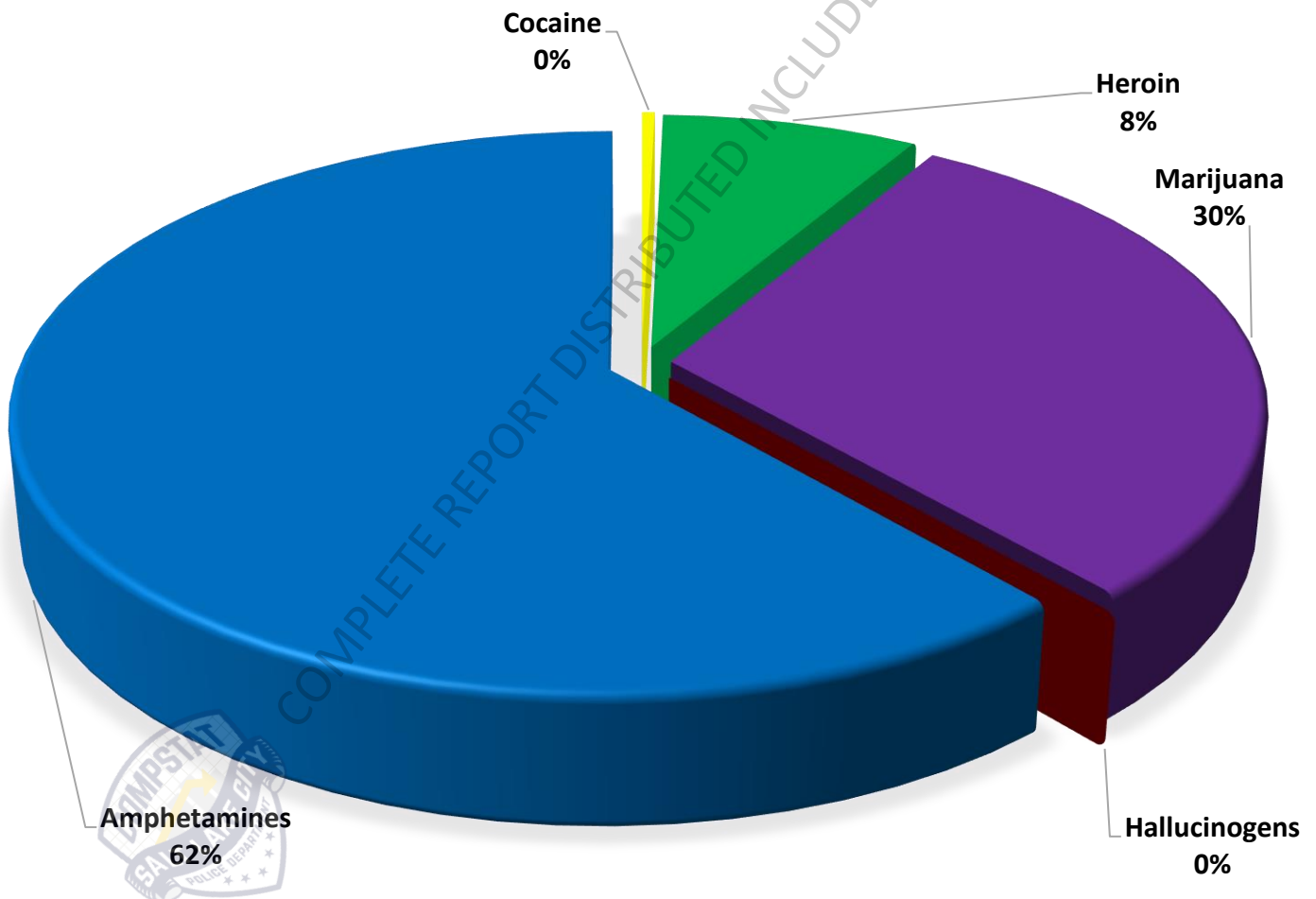
### Combined Offense/Event Trends

	OCT 2018	OCT 2019
<b>Part I Offenses</b>	104	107
<b>Part II Offenses</b>	216	181
<b>NonUCR Offenses</b>	158	167
<b>Reports Generated</b>	361	392
<b>Street Checks</b>	103	81
<b>Traffic Citations</b>	143	89
<b>Misdemeanor Citations</b>	4	4
<b>Jail Bookings</b>	32	9



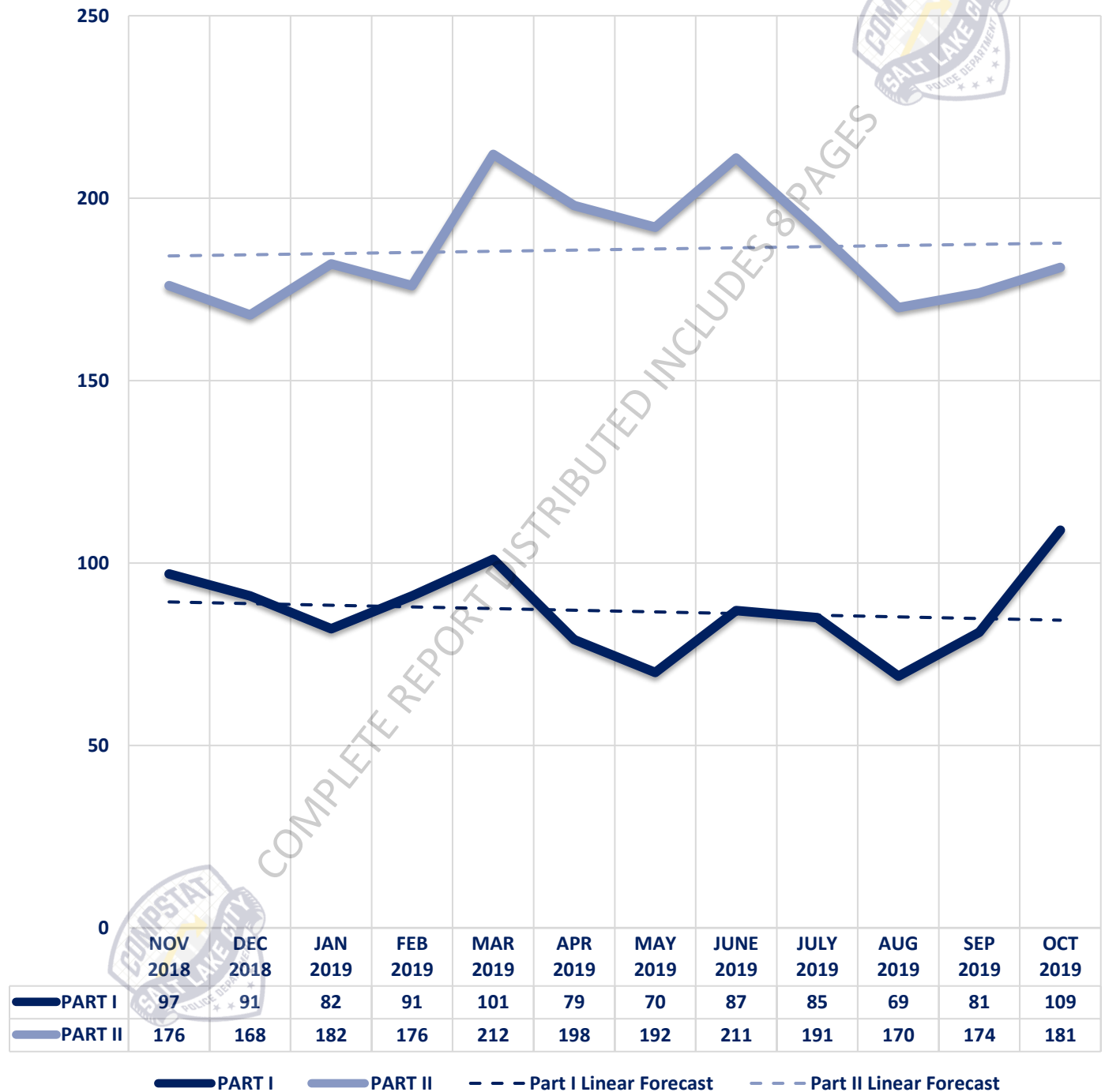
### Seized Drugs

TYPE	DOSES	STREET VALUE
Cocaine	1.0	\$ 10.00
Heroin	20.0	\$ 200.00
Marijuana	73.7	\$ 442.34
Hallucinogens	0.0	\$ -
Amphetamines	151.0	\$ 1,510.00
<b>TOTAL</b>	<b>245.7</b>	<b>\$ 2,162.34</b>





### Part I & II Offenses - One Year







# SALT LAKE CITY CRIME STATS



## CITY COUNCIL DISTRICT #3 MONTHLY OFFENSE SUMMARY

**NOVEMBER 2019**

These figures represent preliminary counts of original Police Incident Reports and include all offenses within the above listed City Council District only. Full statistical analysis to determine the confidence level of this data has not been performed. The results contained herein are approximate in relation to the listed area and may not fully coincide with data shown in other areas of SLCPD's Crime Statistics page such as Calls for Service, Crimes Trending, and Crime Reports due to and reflective of departmental procedures that were in place at the time the event occurred and the date this data was compiled. Results displayed are not distinguished as attempted or completed crimes, do not include other calls for police service, and only represent police service where a report was made. Police Incident Reports are classified by primary offense categories as defined by the Uniform Crime Reporting (UCR) system, however for this report all offenses are included, and each incident may have more than one offense listed on it. In cases where there is more than one offense listed, all offenses are counted individually. Although every reasonable verification effort is made, the accuracy of any data is subject to the constraints of the report generation process as well as the manner, format, and point in time of any query.

<b>PART I OFFENSES:</b>	Chosen by the FBI as Part I Offenses because they are serious crimes that occur with regularity in all areas of the country and are likely to be reported to Police.
<b>PART II OFFENSES:</b>	All other crimes other than the eight Part I Offenses. The Uniform Crime Reporting Program gathers only arrest data for Part II Offenses, however, SLCPD results displayed in this document display all Part II Offenses, regardless of the presence of arrest data.
<b>ALL OTHER OFFENSES:</b>	Under the Part II Offense section, 'All Other Offenses' include Peeping Tom, Trespass, Kidnap/Abduction, Pornography, Extortion/Blackmail, Bribery, Warrants, Sexual Offenses, Obstruction, Public Peace, and Hit & Run.
<b>NON-UCR OFFENSES:</b>	Non-UCR Offenses include reports for all other offenses not classified as a Part I or Part II Offense. Results displayed separate some of these offenses such as Ambulance Calls, Deaths, Missing Persons, Suicides, Suspicious Activity, and Traffic Accidents.
<b>ALL OTHER NON-UCR:</b>	Under the Non-UCR category, 'All Other' include the remainder of offenses not classified as Part I or Part II and not separated from the Non-UCR Offenses. These include things such as Loud Parties, Barking Dogs, Mentally Ill Subjects, Citizen Assistance, etc.
<b>LOW NUMBER OFFENSES:</b>	On page two, in the interest of space and allowing for easier viewing, the category titled 'Low Number Offenses' include Part I and Part II Offenses from page one that have totals under the amount of 10.

## Offenses

### PART I OFFENSES

OFFENSE	NOV 18	NOV 19
Homicide	1	1
Sexual Assault	3	0
Robbery	1	3
Aggravated Assault	3	6
Burglary	22	10
Larceny/Theft	68	76
Motor Vehicle Theft	8	10
Arson	1	0
<b>PART I TOTALS</b>	<b>107</b>	<b>106</b>

### NON-UCR OFFENSES

Ambulance Calls	13	12
Deaths	2	2
Missing Persons	2	1
Suicides	0	2
Suspicious Activity	13	10
Traffic Accidents	34	46
All Other	111	92
<b>NON-UCR TOTALS</b>	<b>175</b>	<b>165</b>

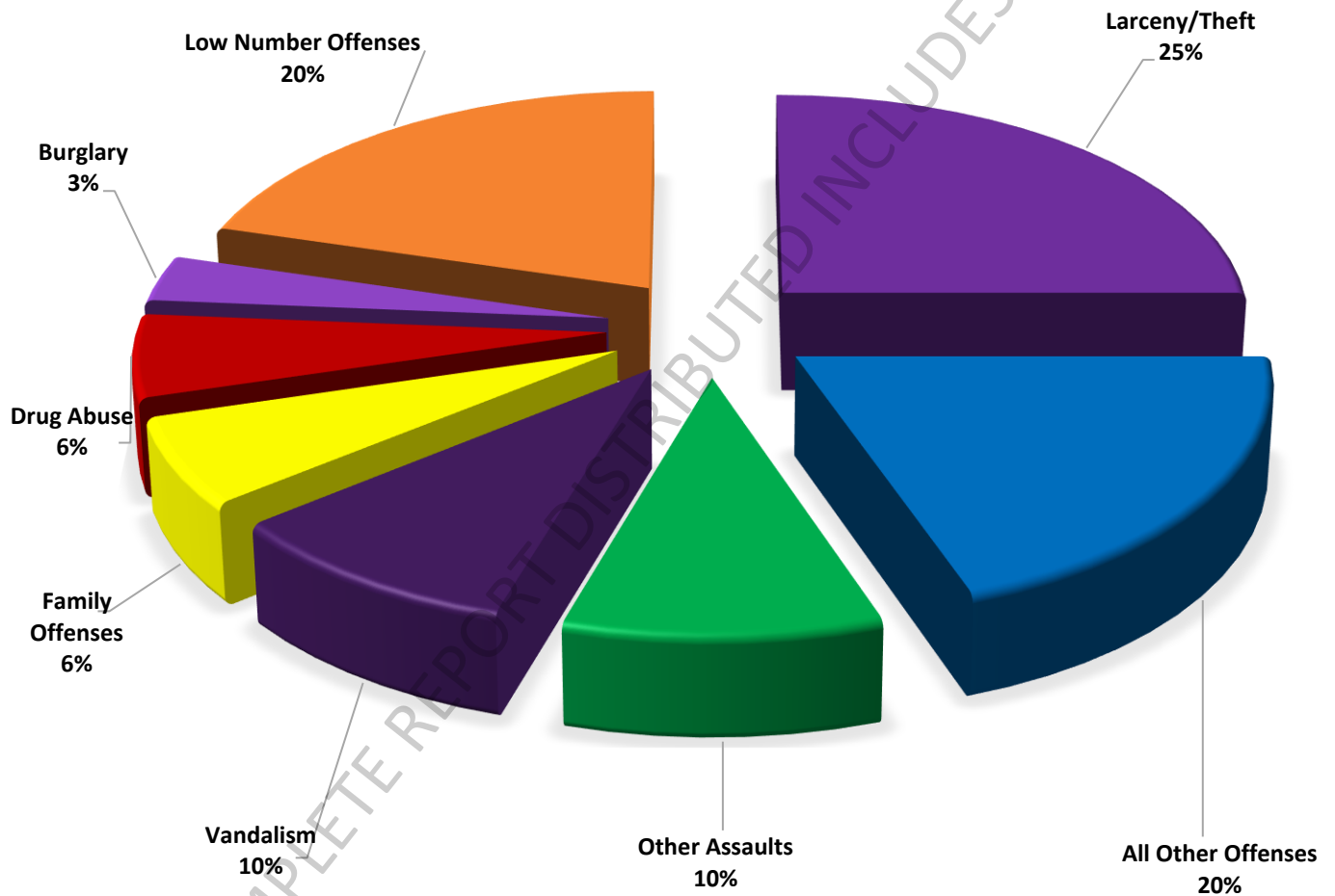
### TOTALS

<b>PART I OFFENSES</b>	<b>107</b>	<b>106</b>
<b>PART II OFFENSES</b>	<b>182</b>	<b>198</b>
<b>NON-UCR OFFENSES</b>	<b>175</b>	<b>165</b>
<b>TOTAL</b>	<b>464</b>	<b>469</b>

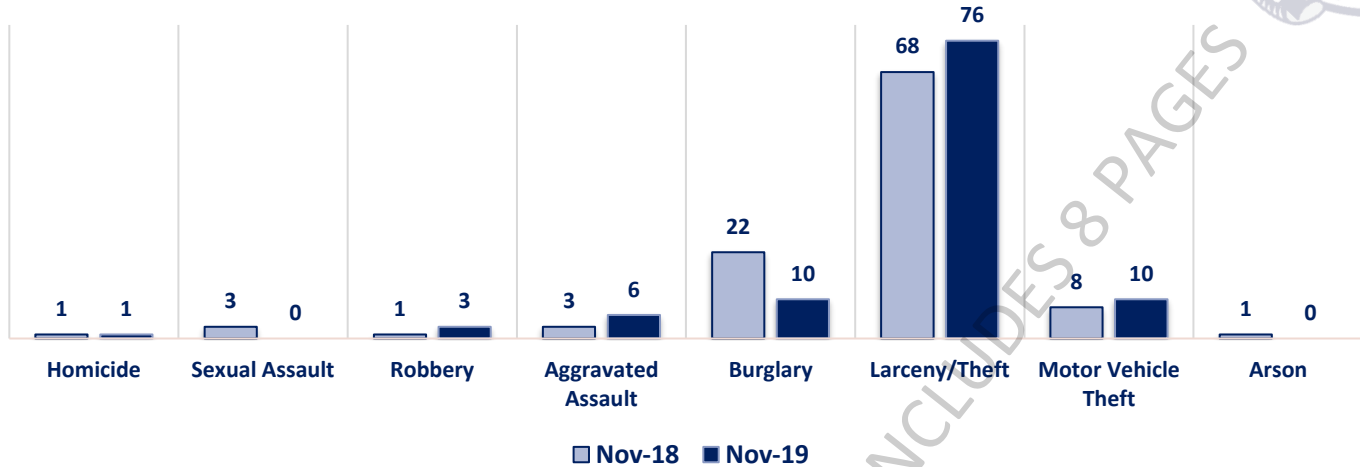
### PART II OFFENSES

OFFENSE	NOV 18	NOV 19
Other Assaults	29	30
Forgery/Counterfeit	1	1
Fraud	16	7
Embezzlement	0	0
Stolen Property	1	2
Vandalism	20	29
Weapons	0	5
Prostitution	0	1
Sex Offenses	2	1
Drug Abuse	17	18
Gambling	0	0
Family Offenses	16	19
DUI	10	7
Liquor Laws	4	0
Drunkenness	5	10
Disorderly Conduct	4	8
All Other Offenses	57	60
Curfew/Loitering	0	0
Runaway	0	0
<b>PART II TOTALS</b>	<b>182</b>	<b>198</b>

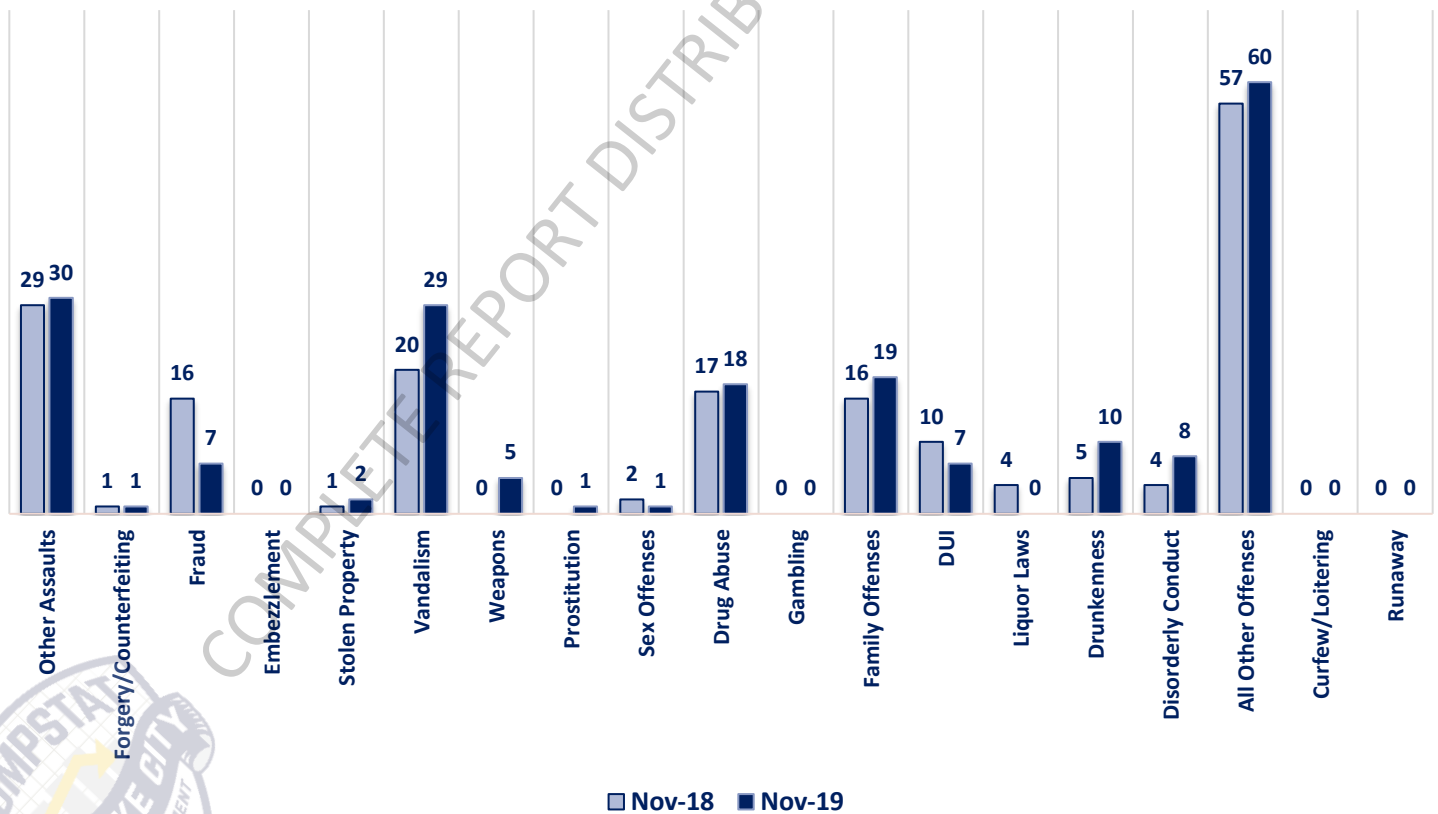
**NOVEMBER 2019 - PART I & II OFFENSE PERCENTAGES**



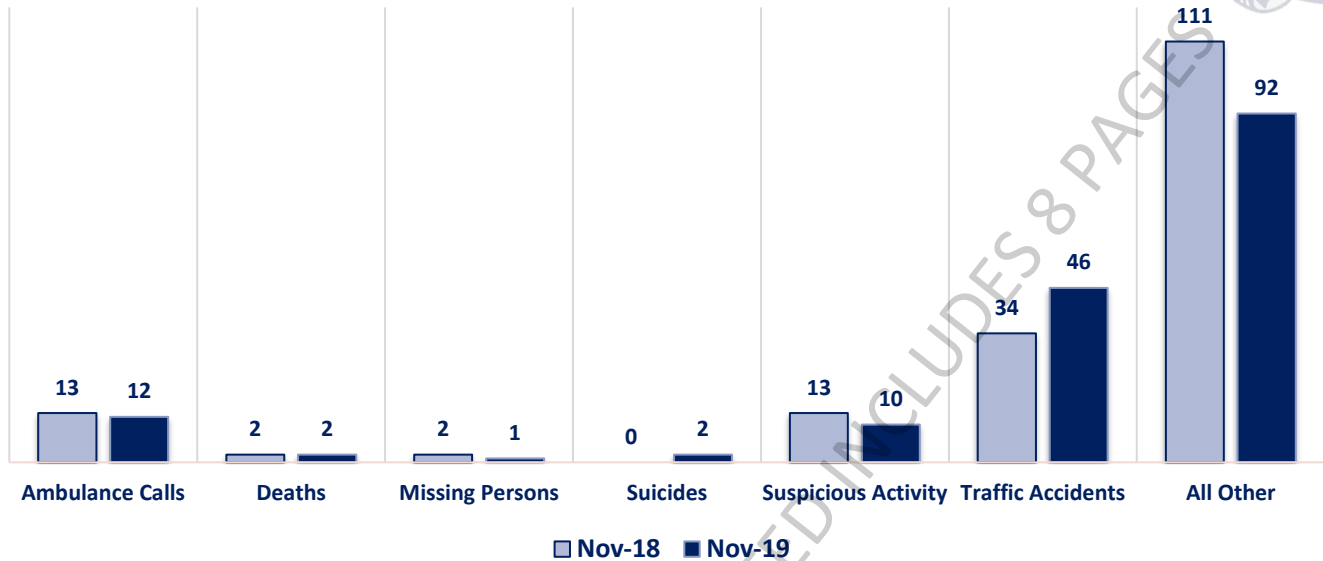
### Part I Offenses



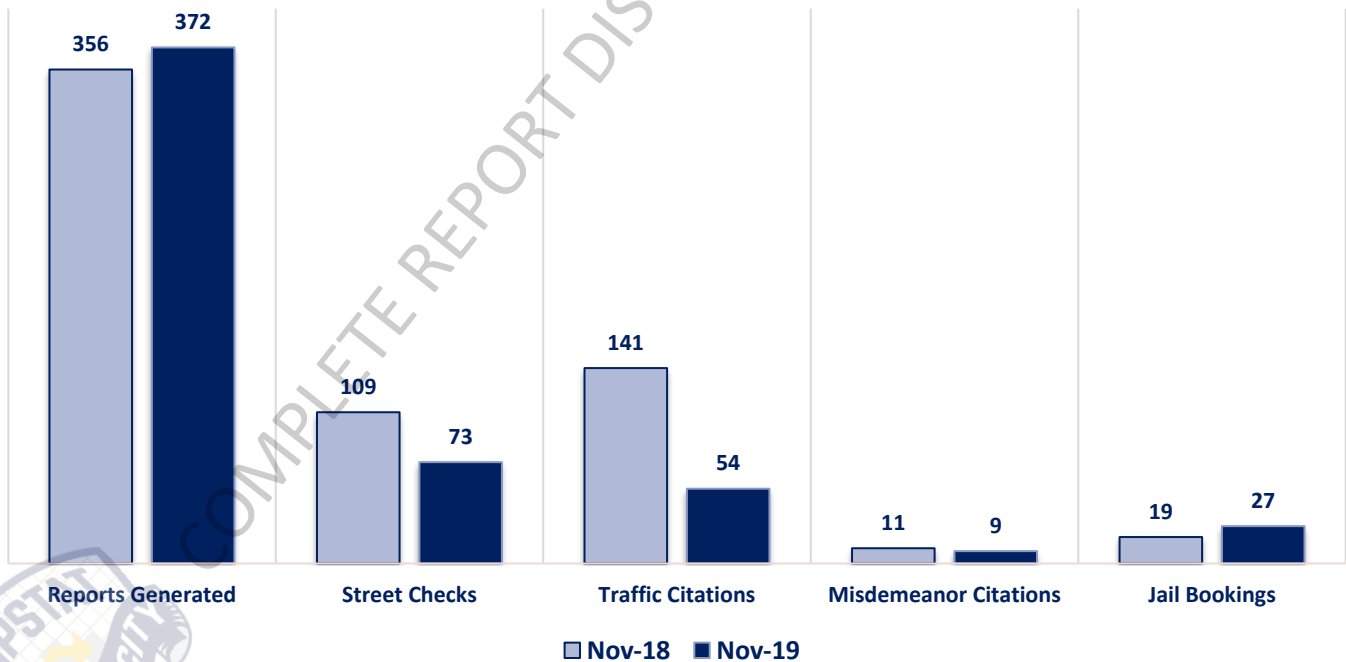
### Part II Offenses



### Non-UCR Offenses

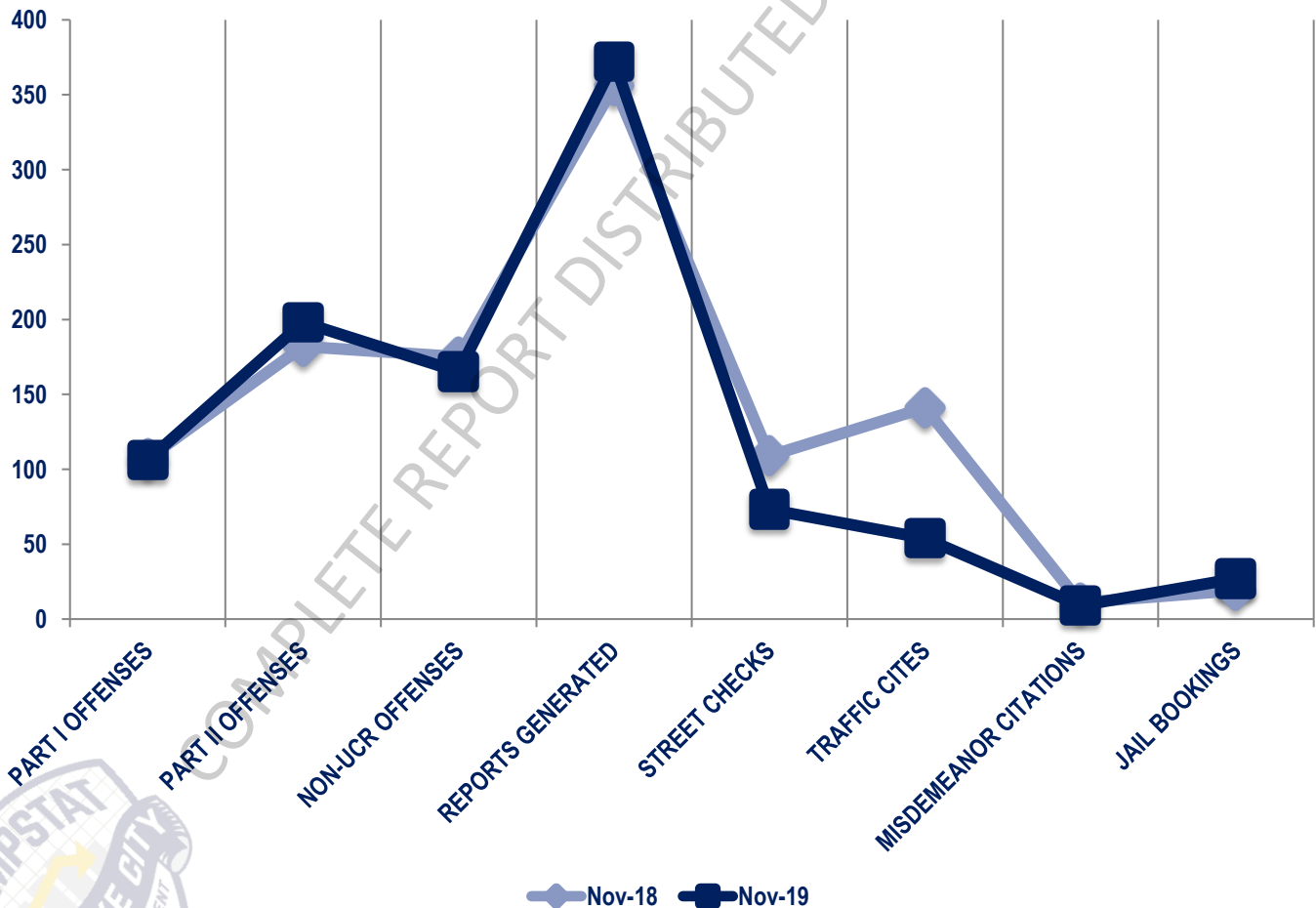


### Other Event Totals



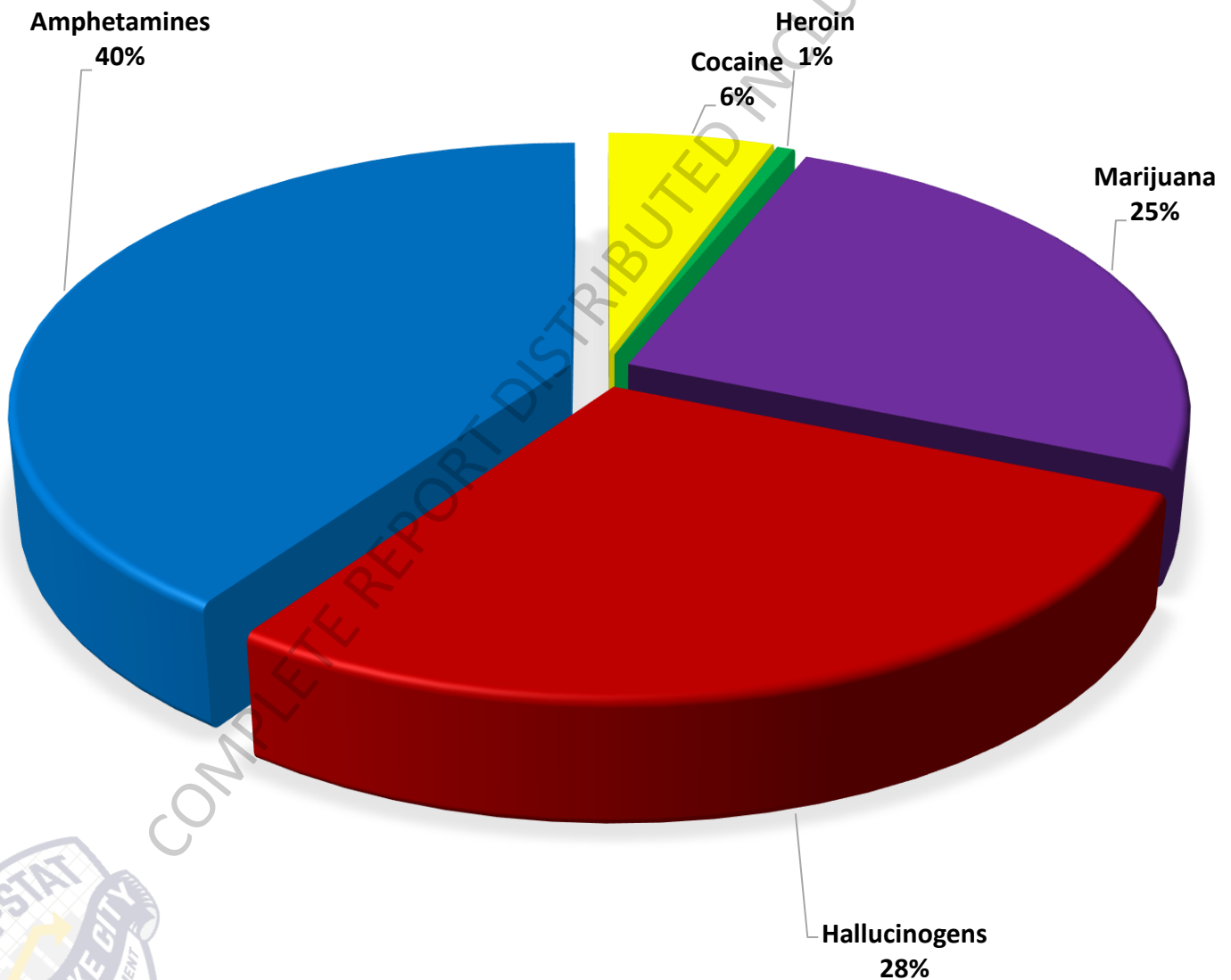
### Combined Offense/Event Trends

	NOV 2018	NOV 2019
<b>Part I Offenses</b>	107	106
<b>Part II Offenses</b>	182	198
<b>NonUCR Offenses</b>	175	165
<b>Reports Generated</b>	356	372
<b>Street Checks</b>	109	73
<b>Traffic Citations</b>	141	54
<b>Misdemeanor Citations</b>	11	9
<b>Jail Bookings</b>	19	27



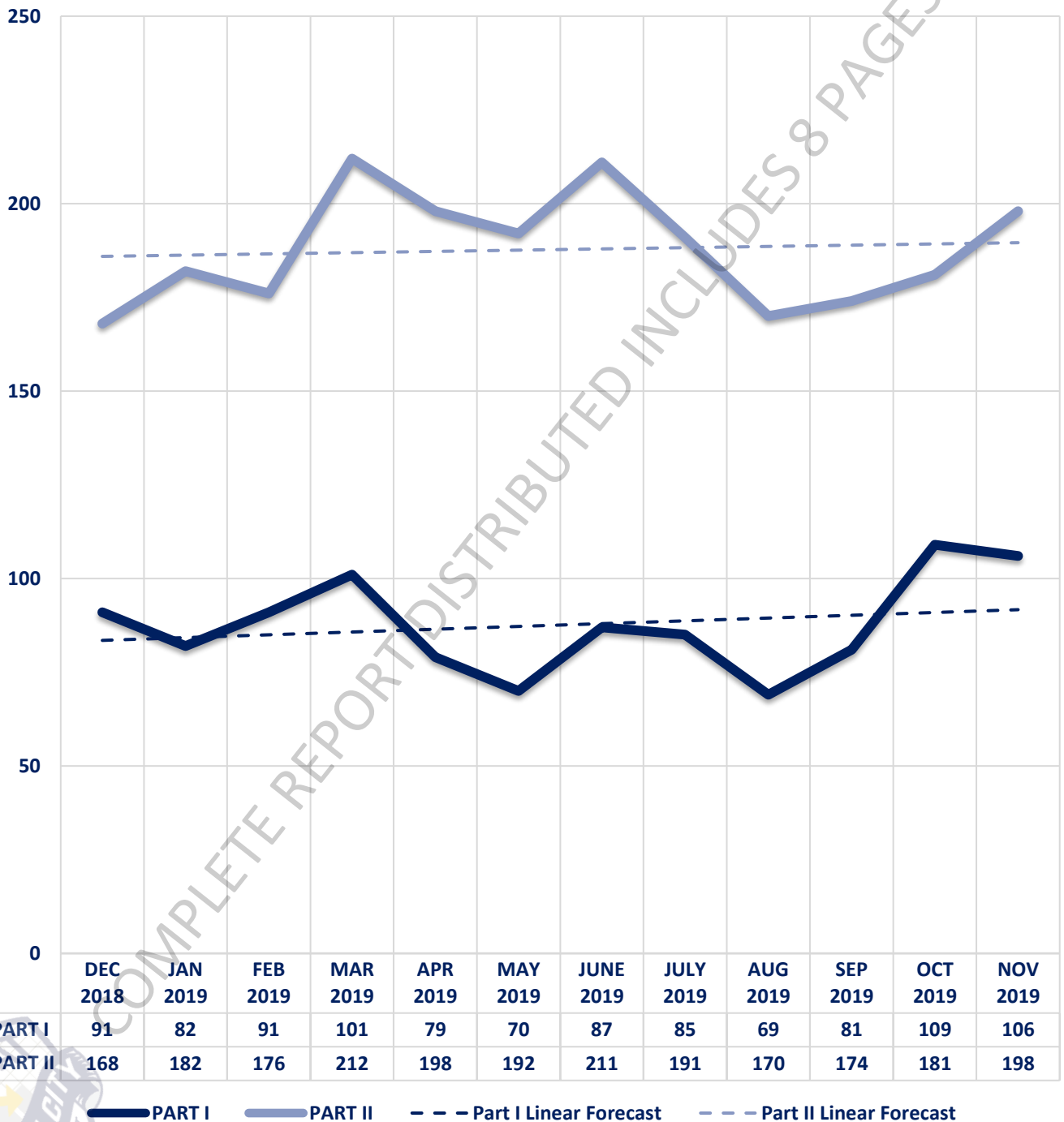
### Seized Drugs

TYPE	DOSES	STREET VALUE
Cocaine	20.0	\$ 200.00
Heroin	2.0	\$ 20.00
Marijuana	90.5	\$ 542.87
Hallucinogens	102.5	\$ 205.00
Amphetamines	145.0	\$ 1,450.00
<b>TOTAL</b>	<b>360.0</b>	<b>\$ 2,417.87</b>





### Part I & II Offenses - One Year







## CITY COUNCIL DISTRICT #3

### MONTHLY OFFENSE SUMMARY

DECEMBER 2019

These figures represent preliminary counts of original Police Incident Reports and include all offenses within the above listed City Council District only. Full statistical analysis to determine the confidence level of this data has not been performed. The results contained herein are approximate in relation to the listed area and may not fully coincide with data shown in other areas of SLCPD's Crime Statistics page such as Calls for Service, Crimes Trending, and Crime Reports due to and reflective of departmental procedures that were in place at the time the event occurred and the date this data was compiled. Results displayed are not distinguished as attempted or completed crimes, do not include other calls for police service, and only represent police service where a report was made. Police Incident Reports are classified by primary offense categories as defined by the Uniform Crime Reporting (UCR) system, however for this report all offenses are included, and each incident may have more than one offense listed on it. In cases where there is more than one offense listed, all offenses are counted individually. Although every reasonable verification effort is made, the accuracy of any data is subject to the constraints of the report generation process as well as the manner, format, and point in time of any query.

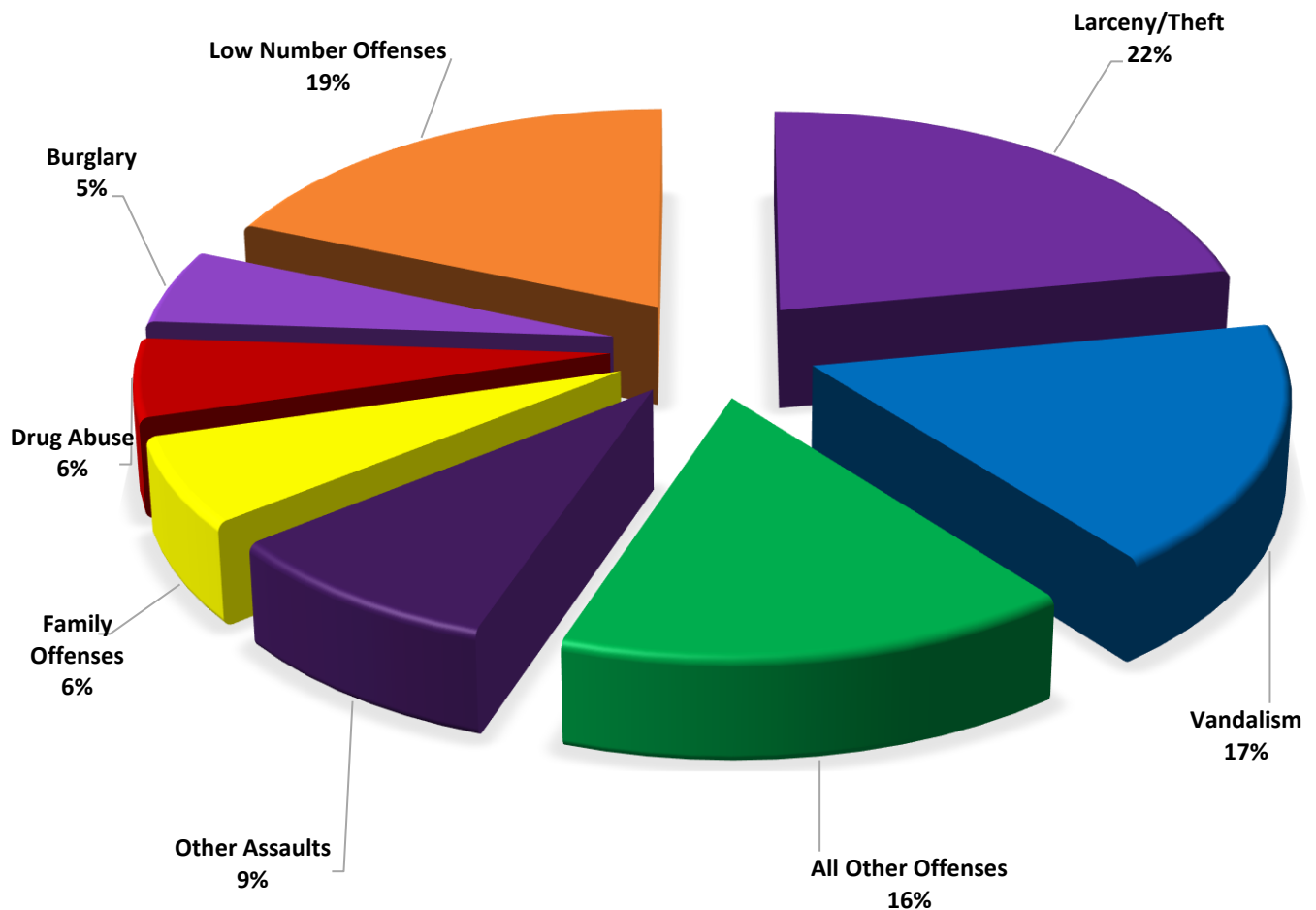
---

<b>PART I OFFENSES:</b>	Chosen by the FBI as Part I Offenses because they are serious crimes that occur with regularity in all areas of the country and are likely to be reported to Police.
<b>PART II OFFENSES:</b>	All other crimes other than the eight Part I Offenses. The Uniform Crime Reporting Program gathers only arrest data for Part II Offenses, however, SLCPD results displayed in this document display all Part II Offenses, regardless of the presence of arrest data.
<b>ALL OTHER OFFENSES:</b>	Under the Part II Offense section, 'All Other Offenses' include Peeping Tom, Trespass, Kidnap/Abduction, Pornography, Extortion/Blackmail, Bribery, Warrants, Sexual Offenses, Obstruction, Public Peace, and Hit & Run.
<b>NON-UCR OFFENSES:</b>	Non-UCR Offenses include reports for all other offenses not classified as a Part I or Part II Offense. Results displayed separate some of these offenses such as Ambulance Calls, Deaths, Missing Persons, Suicides, Suspicious Activity, and Traffic Accidents.
<b>ALL OTHER NON-UCR:</b>	Under the Non-UCR category, 'All Other' include the remainder of offenses not classified as Part I or Part II and not separated from the Non-UCR Offenses. These include things such as Loud Parties, Barking Dogs, Mentally Ill Subjects, Citizen Assistance, etc.
<b>LOW NUMBER OFFENSES:</b>	On page two, in the interest of space and allowing for easier viewing, the category titled 'Low Number Offenses' include Part I and Part II Offenses from page one that have totals under the amount of 11.

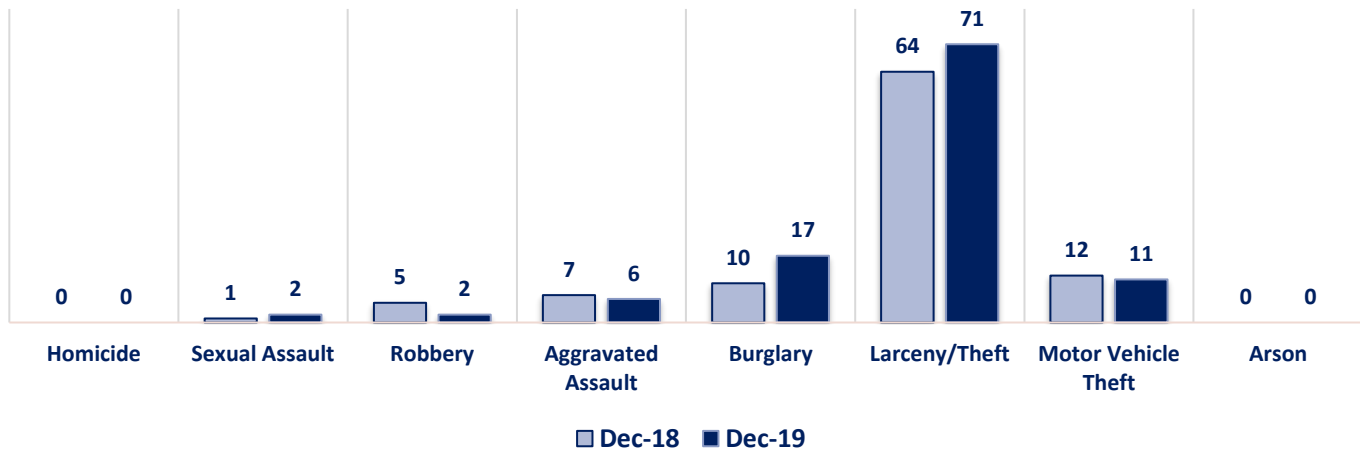
## Offenses

PART I OFFENSES	OFFENSE	DEC 18	DEC 19	OFFENSE	DEC 18	DEC 19
	Homicide	0	0	Other Assaults	21	29
	Sexual Assault	1	2	Forgery/Counterfeit	2	5
	Robbery	5	2	Fraud	18	9
	Aggravated Assault	7	6	Embezzlement	0	0
	Burglary	10	17	Stolen Property	6	1
	Larceny/Theft	64	71	Vandalism	17	56
	Motor Vehicle Theft	12	11	Weapons	1	5
	Arson	0	0	Prostitution	2	0
NON-UCR OFFENSES	PART I TOTALS	99	109	Sex Offenses	0	2
	Ambulance Calls	7	10	Drug Abuse	24	18
	Deaths	3	4	Gambling	0	0
	Missing Persons	3	1	Family Offenses	16	20
	Suicides	0	0	DUI	4	3
	Suspicious Activity	9	16	Liquor Laws	0	2
	Traffic Accidents	38	36	Drunkenness	2	4
	All Other	102	100	Disorderly Conduct	2	7
	NON-UCR TOTALS	162	167	All Other Offenses	62	51
TOTALS	PART I OFFENSES	99	109	Curfew/Loitering	2	0
	PART II OFFENSES	180	213	Runaway	1	1
	NON-UCR OFFENSES	162	167	PART II TOTALS	180	213
	TOTAL	441	489			

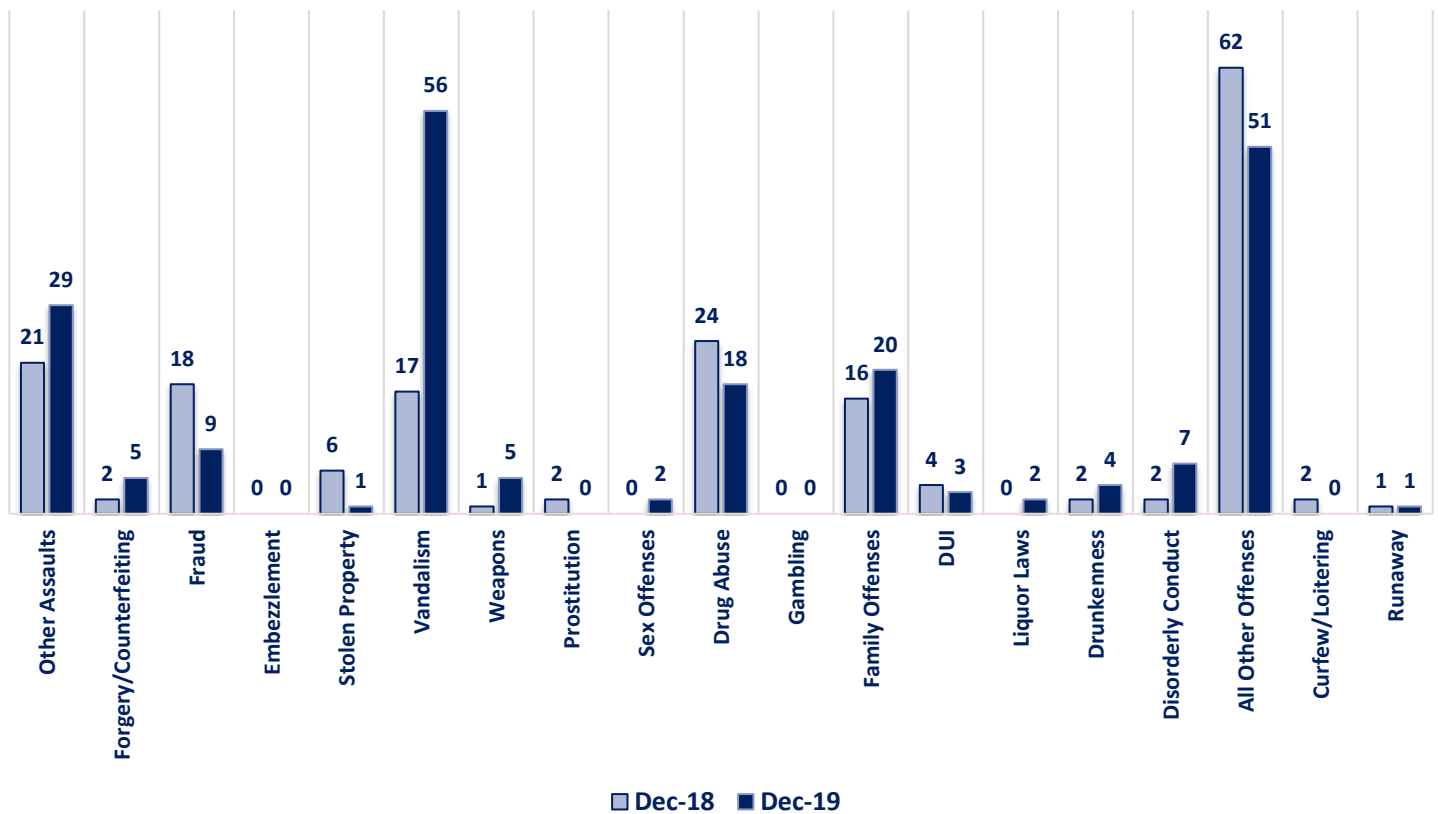
**DECEMBER 2019 - PART I & II OFFENSE PERCENTAGES**



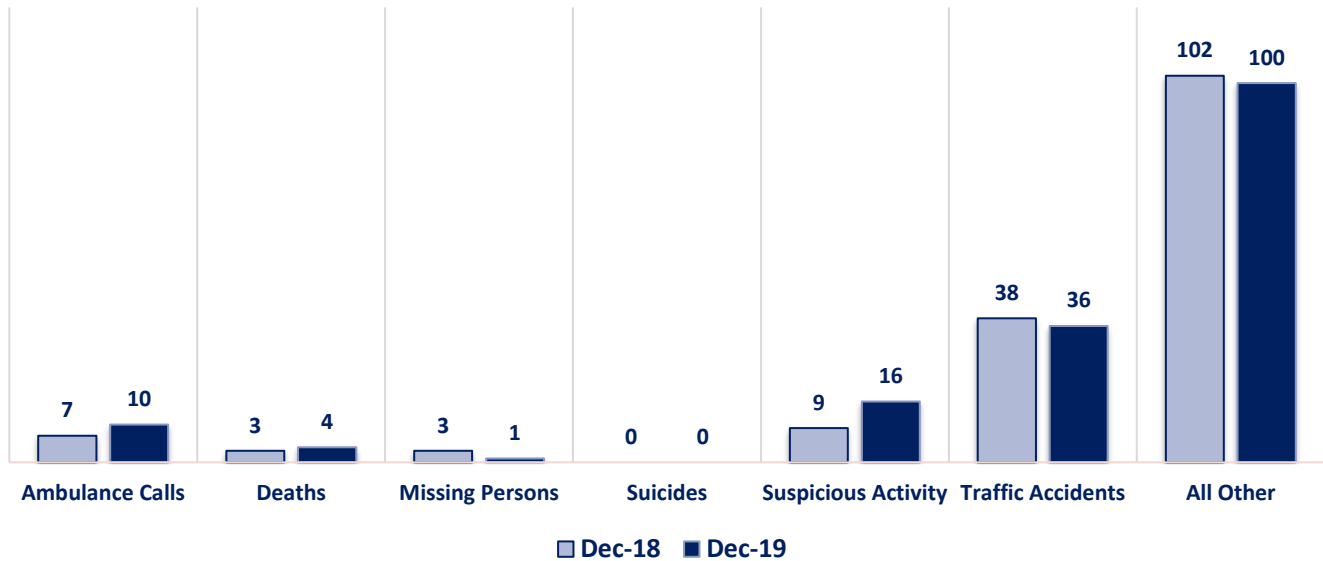
### Part I Offenses



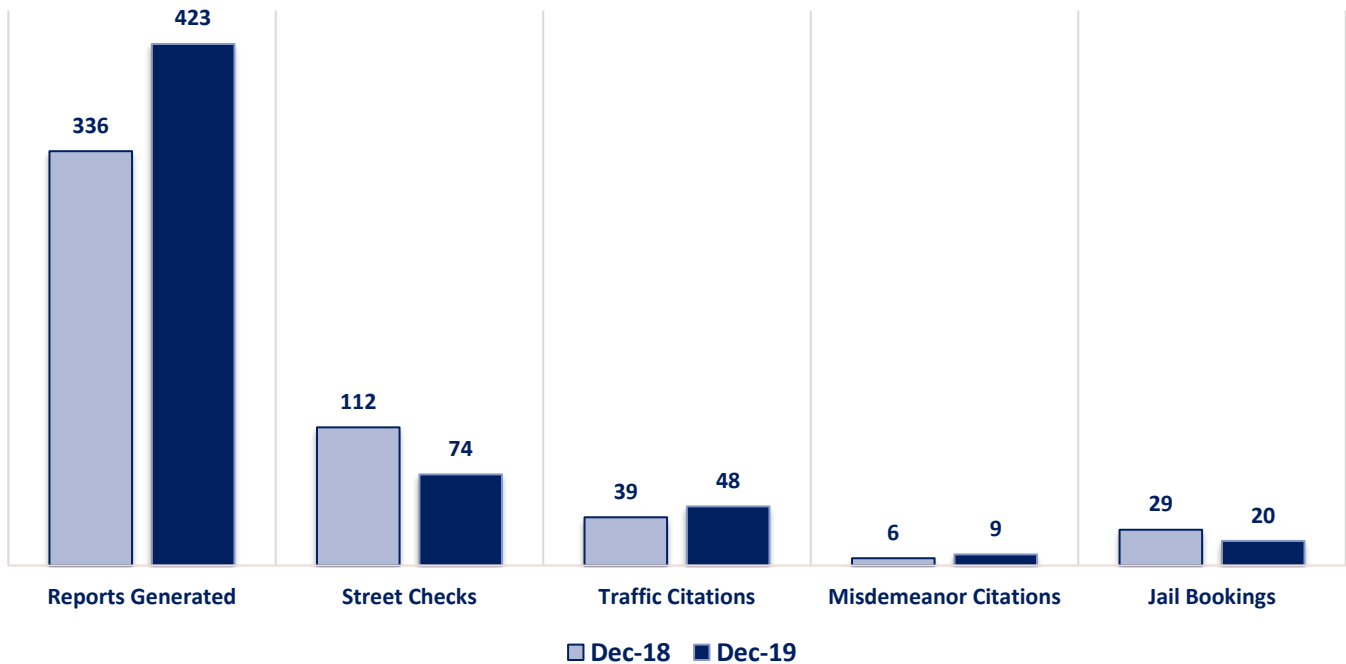
### Part II Offenses



### Non-UCR Offenses

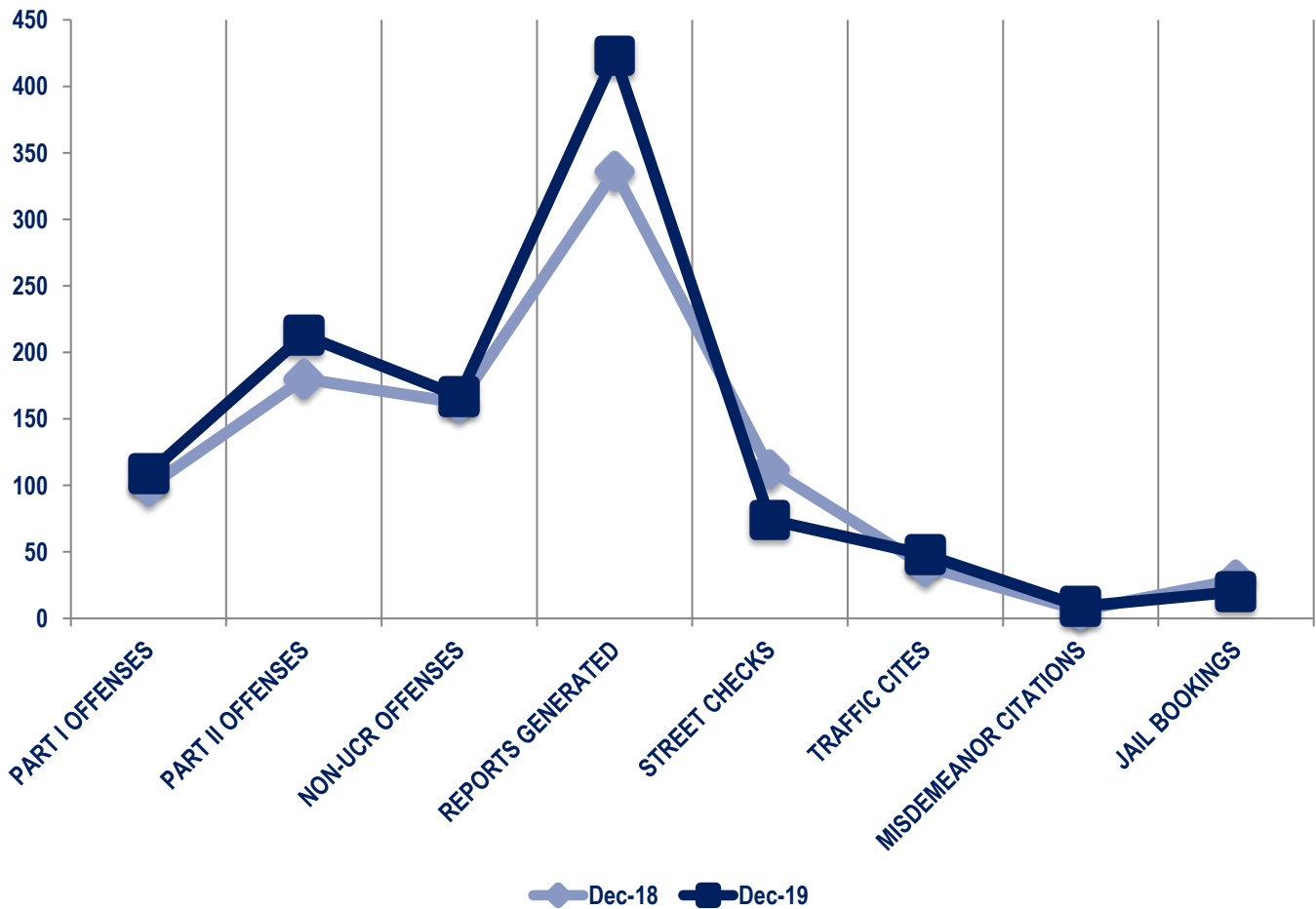


### Other Event Totals



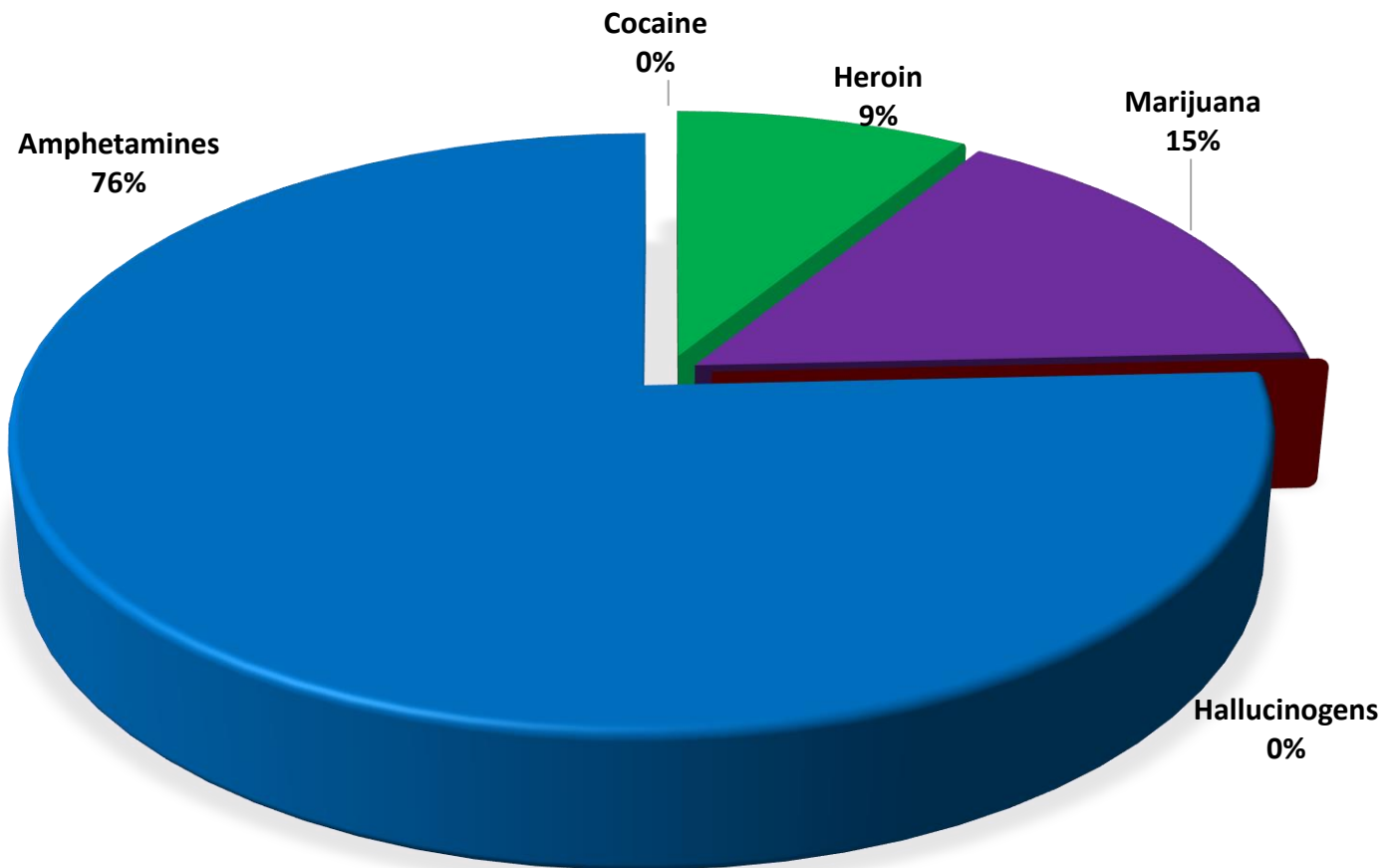
### Combined Offense/Event Trends

	DEC 2018	DEC 2019
<b>Part I Offenses</b>	99	109
<b>Part II Offenses</b>	180	213
<b>NonUCR Offenses</b>	162	167
<b>Reports Generated</b>	336	423
<b>Street Checks</b>	112	74
<b>Traffic Citations</b>	39	48
<b>Misdemeanor Citations</b>	6	9
<b>Jail Bookings</b>	29	20



### Seized Drugs

TYPE	DOSES	STREET VALUE
Cocaine	0.0	\$ -
Heroin	41.0	\$ 410.00
Marijuana	71.7	\$ 430.35
Hallucinogens	0.0	\$ -
Amphetamines	352.0	\$ 3,520.00
<b>TOTAL</b>	<b>464.7</b>	<b>\$ 4,360.35</b>



### Part I & II Offenses - One Year

