



CITY COUNCIL DISTRICT #4

MONTHLY OFFENSE SUMMARY

JANUARY 2019

The document originally published 02/05/2019 was found to contain errors, which have been corrected as of 02/19/2019 on this version.

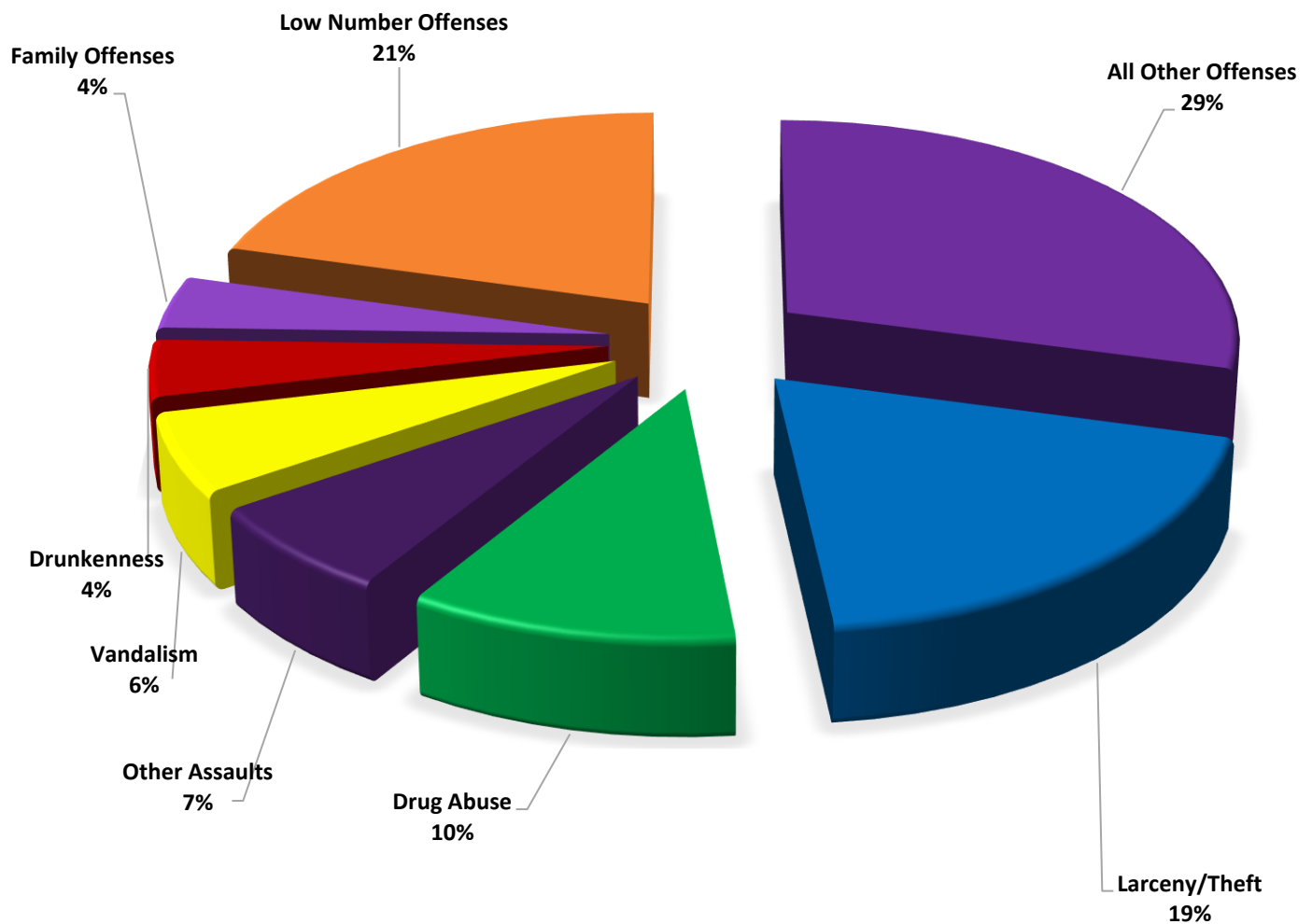
These figures represent preliminary counts of original Police Incident Reports and include all offenses within the above listed City Council District only. Full statistical analysis to determine the confidence level of this data has not been performed. The results contained herein are approximate in relation to the listed area and may not fully coincide with data shown in other areas of SLCPD's Crime Statistics page such as Calls for Service, Crimes Trending, and Crime Reports due to and reflective of departmental procedures that were in place at the time the event occurred and the date this data was compiled. Results displayed are not distinguished as attempted or completed crimes, do not include other calls for police service, and only represent police service where a report was made. Police Incident Reports are classified by primary offense categories as defined by the Uniform Crime Reporting (UCR) system, however for this report all offenses are included, and each incident may have more than one offense listed on it. In cases where there is more than one offense listed, all offenses are counted individually. Although every reasonable verification effort is made, the accuracy of any data is subject to the constraints of the report generation process as well as the manner, format, and point in time of any query.

PART I OFFENSES:	Chosen by the FBI as Part I Offenses because they are serious crimes that occur with regularity in all areas of the country and are likely to be reported to Police.
PART II OFFENSES:	All other crimes other than the eight Part I Offenses. The Uniform Crime Reporting Program gathers only arrest data for Part II Offenses, however, SLCPD results displayed in this document display all Part II Offenses, regardless of the presence of arrest data.
ALL OTHER OFFENSES:	Under the Part II Offense section, 'All Other Offenses' include Peeping Tom, Trespass, Kidnap/Abduction, Pornography, Extortion/Blackmail, Bribery, Warrants, Sexual Offenses, Obstruction, Public Peace, and Hit & Run.
NON-UCR OFFENSES:	Non-UCR Offenses include reports for all other offenses not classified as a Part I or Part II Offense. Results displayed separate some of these offenses such as Ambulance Calls, Deaths, Missing Persons, Suicides, Suspicious Activity, and Traffic Accidents.
ALL OTHER NON-UCR:	Under the Non-UCR category, 'All Other' include the remainder of offenses not classified as Part I or Part II and not separated from the Non-UCR Offenses. These include things such as Loud Parties, Barking Dogs, Mentally Ill Subjects, Citizen Assistance, etc.
LOW NUMBER OFFENSES:	On page two, in the interest of space and allowing for easier viewing, the category titled 'Low Number Offenses' include Part I and Part II Offenses from page one that have totals under the amount of 33.

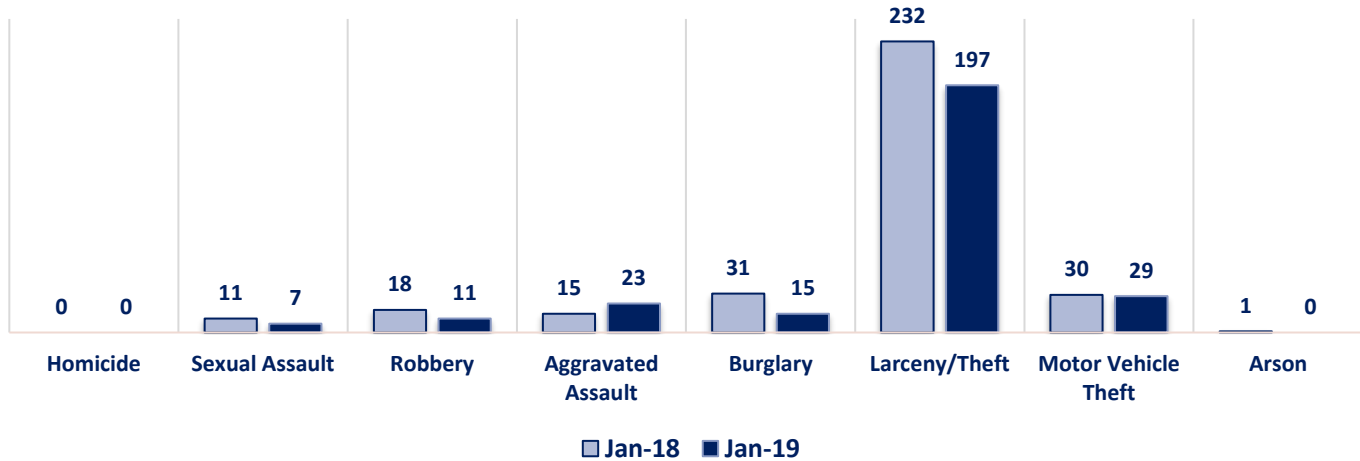
Offenses

PART I OFFENSES	OFFENSE	JAN 18	JAN 19	OFFENSE	JAN 18	JAN 19	PART II OFFENSES
	Homicide	0	0	Other Assaults	89	68	
	Sexual Assault	11	7	Forgery/Counterfeit	18	11	
	Robbery	18	11	Fraud	45	33	
	Aggravated Assault	15	23	Embezzlement	1	2	
	Burglary	31	15	Stolen Property	7	1	
	Larceny/Theft	232	197	Vandalism	77	60	
	Motor Vehicle Theft	30	29	Weapons	10	5	
	Arson	1	0	Prostitution	17	2	
NON-UCR OFFENSES	PART I TOTALS	338	282	Sex Offenses	4	8	
	Ambulance Calls	55	93	Drug Abuse	131	108	
	Deaths	10	10	Gambling	0	0	
	Missing Persons	11	8	Family Offenses	35	40	
	Suicides	2	2	DUI	19	17	
	Suspicious Activity	22	37	Liquor Laws	10	10	
	Traffic Accidents	131	144	Drunkenness	73	43	
	All Other	337	247	Disorderly Conduct	13	24	
	NON-UCR TOTALS	568	541	All Other Offenses	346	300	
TOTALS	PART I OFFENSES	338	282	Curfew/Loitering	0	0	
	PART II OFFENSES	905	746	Runaway	10	14	
	NON-UCR OFFENSES	568	541	PART II TOTALS	905	746	
	TOTAL	1811	1569				

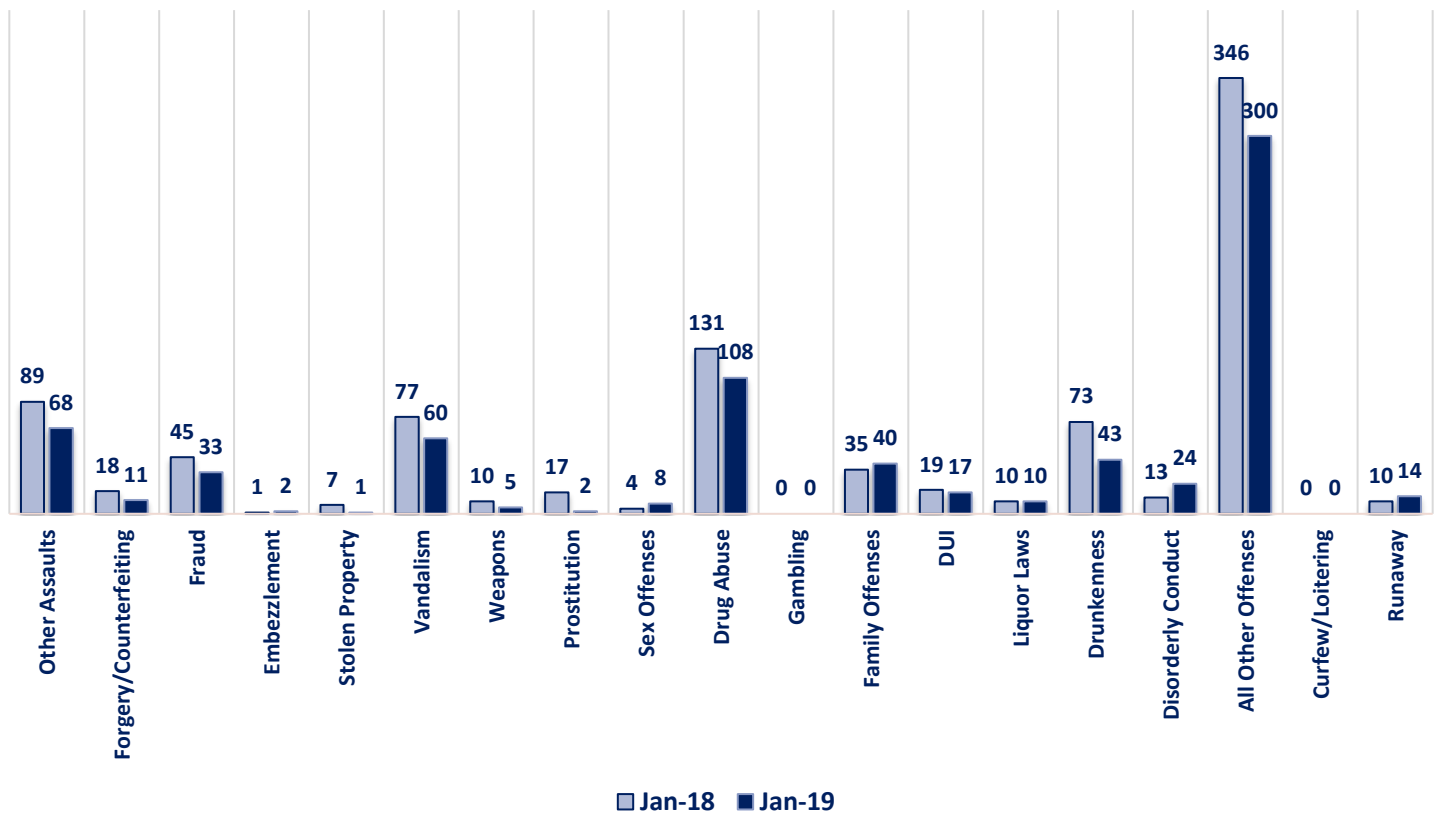
JANUARY 2019 - PART I & II OFFENSE PERCENTAGES



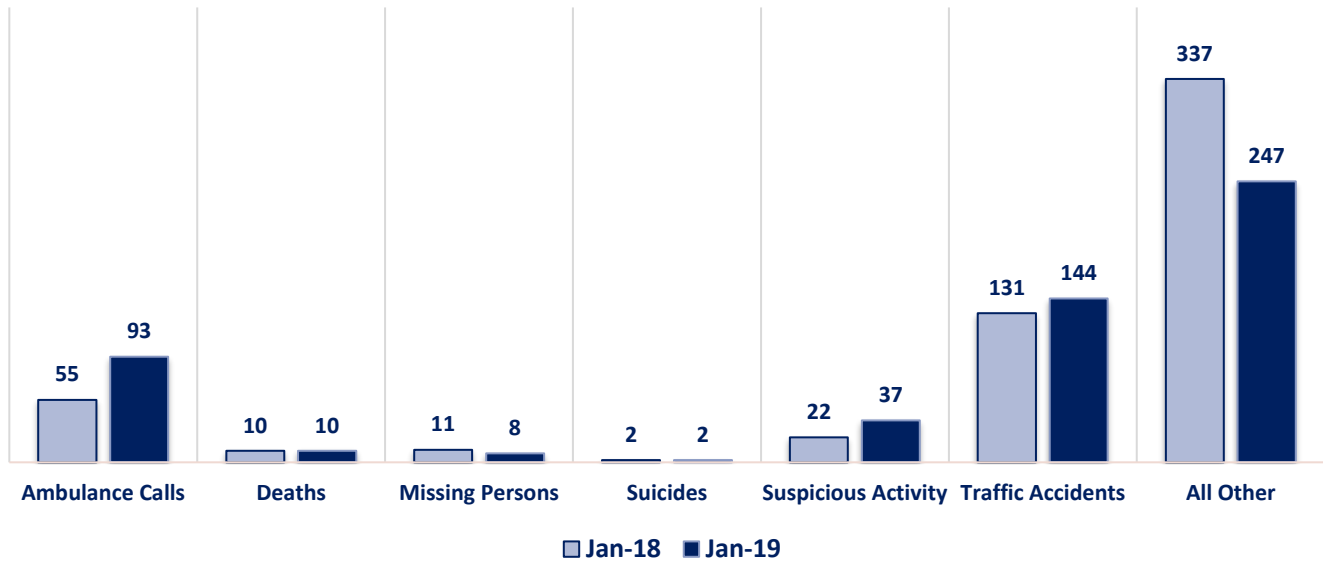
Part I Offenses



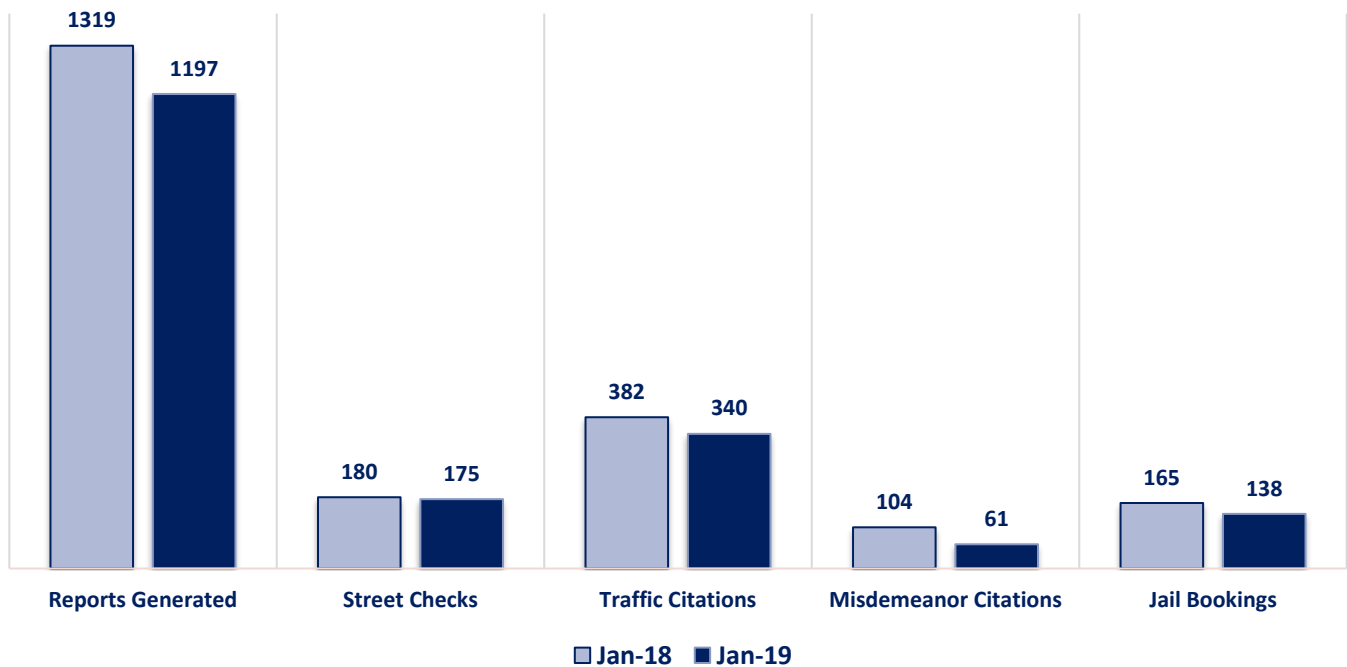
Part II Offenses



Non-UCR Offenses

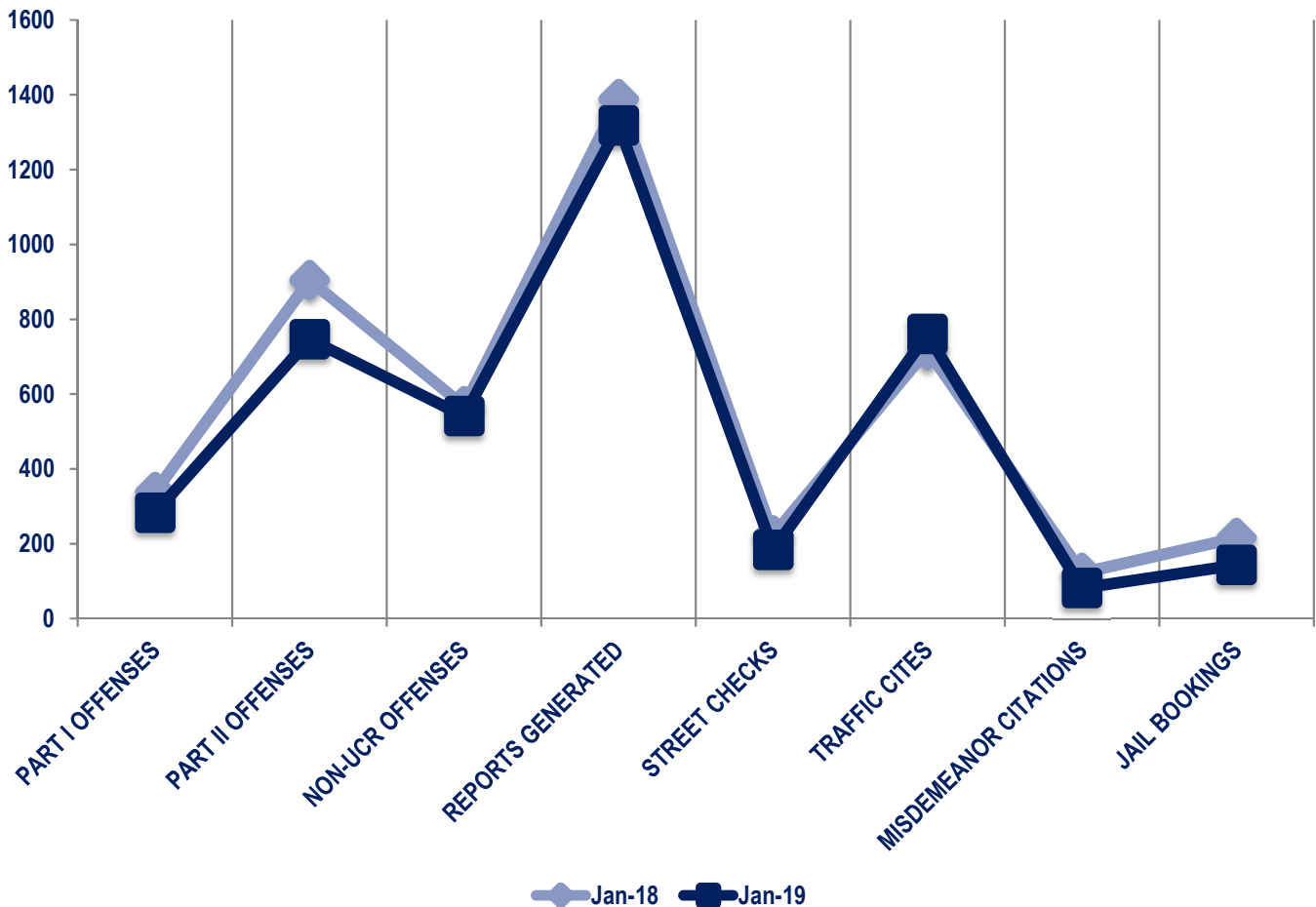


Other Event Totals



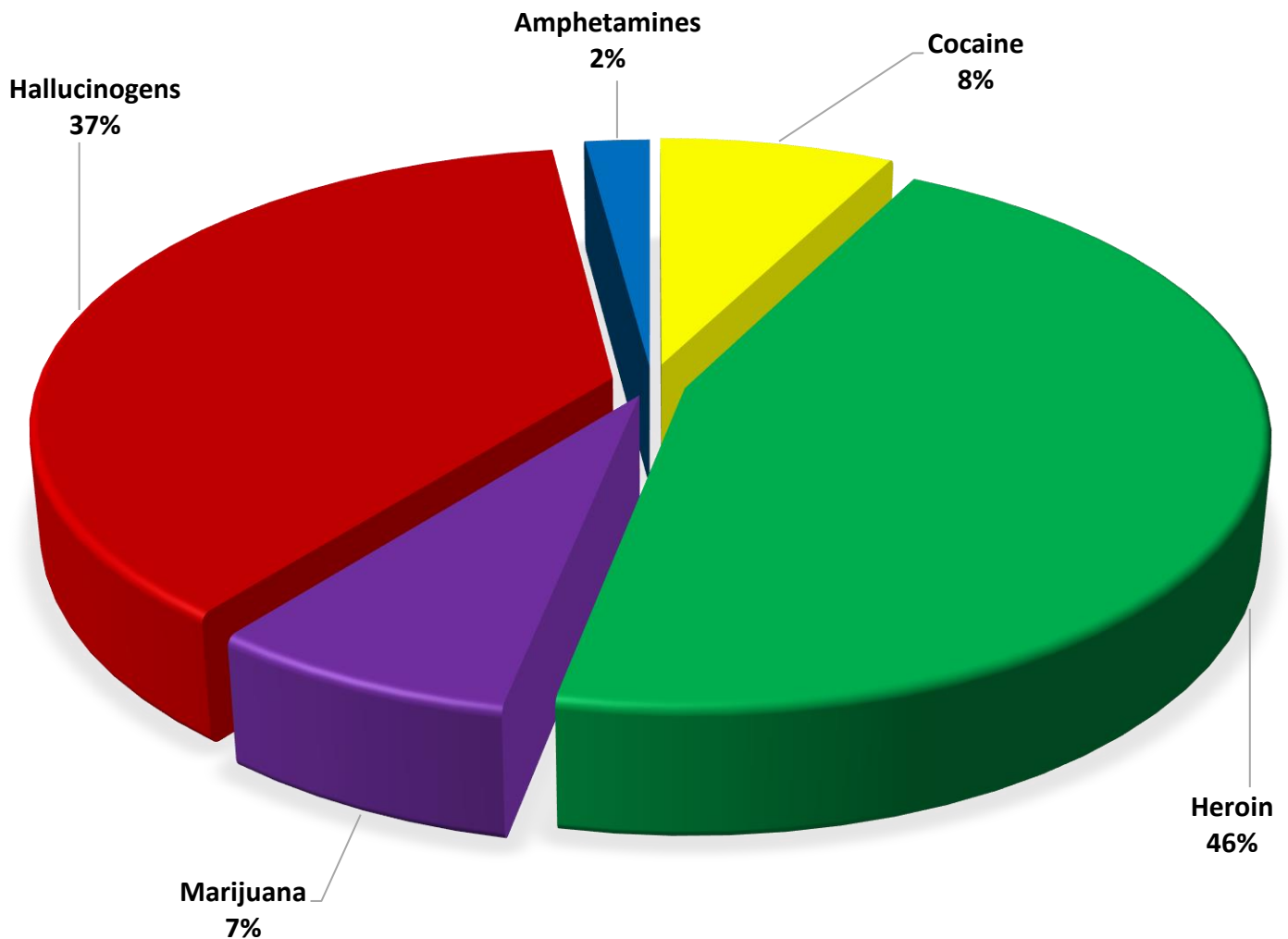
Combined Offense/Event Trends

	JAN 2018	JAN 2019
Part I Offenses	338	282
Part II Offenses	905	746
NonUCR Offenses	568	541
Reports Generated	1389	1318
Street Checks	222	183
Traffic Citations	718	760
Misdemeanor Citations	122	81
Jail Bookings	216	143

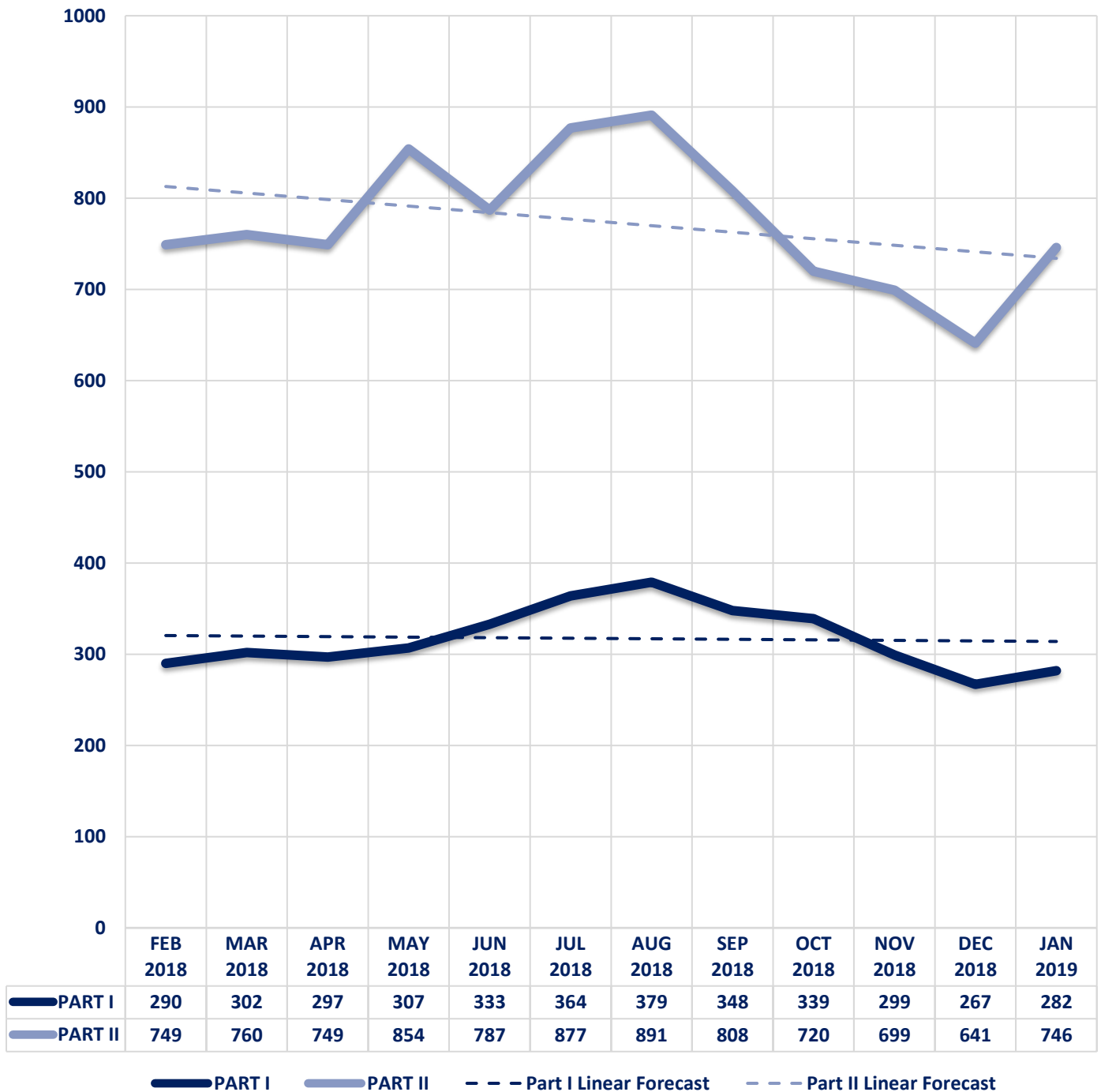


Seized Drugs

TYPE	DOSES	STREET VALUE
Cocaine	110.0	\$ 1,100.00
Heroin	658.5	\$ 6,585.00
Marijuana	108.3	\$ 649.75
Hallucinogens	537.7	\$ 1,075.45
Amphetamines	30.4	\$ 304.00
TOTAL	1444.9	\$ 9,714.20



Part I & II Offenses - One Year





CITY COUNCIL DISTRICT #4

MONTHLY OFFENSE SUMMARY

FEBRUARY 2019

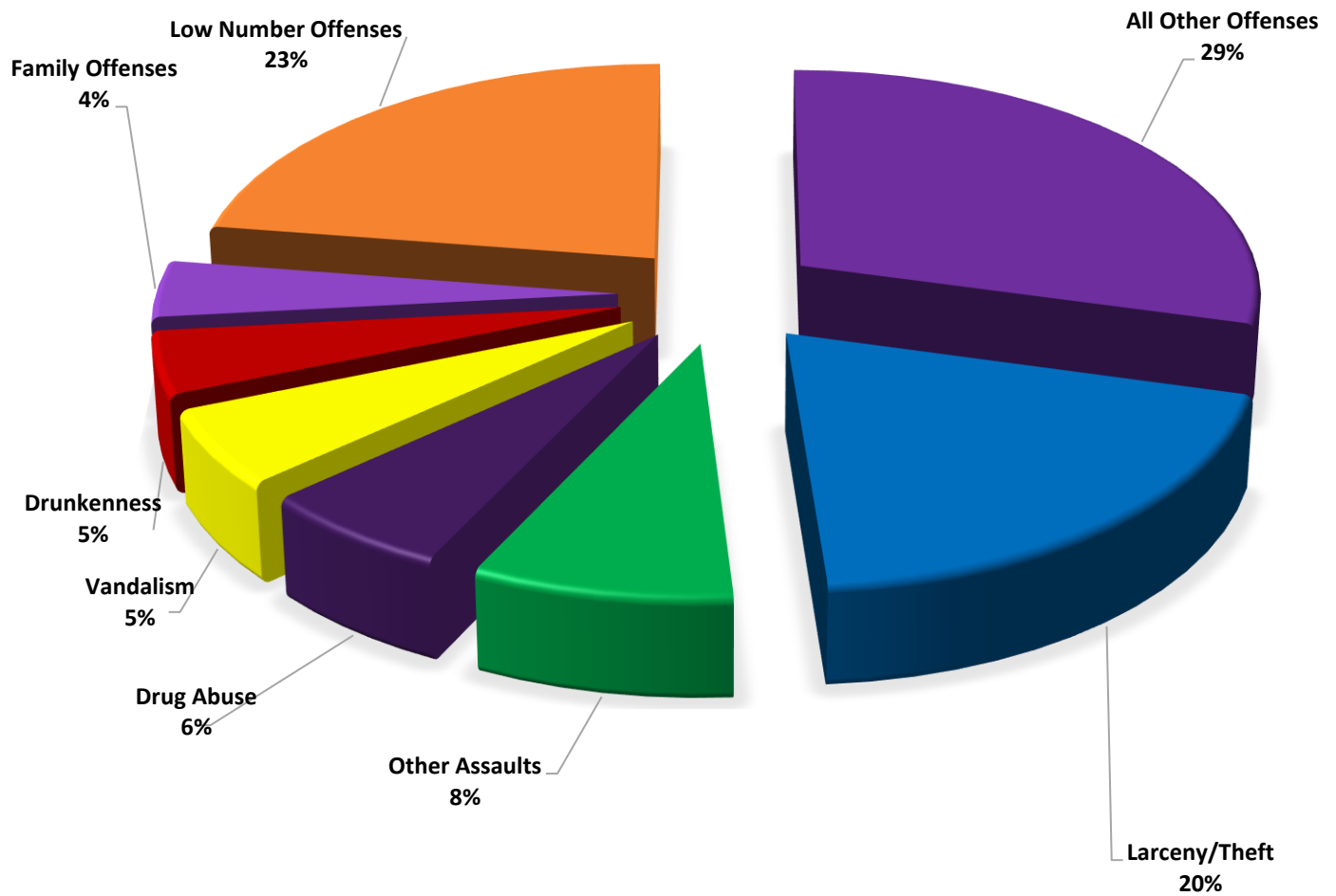
These figures represent preliminary counts of original Police Incident Reports and include all offenses within the above listed City Council District only. Full statistical analysis to determine the confidence level of this data has not been performed. The results contained herein are approximate in relation to the listed area and may not fully coincide with data shown in other areas of SLCPD's Crime Statistics page such as Calls for Service, Crimes Trending, and Crime Reports due to and reflective of departmental procedures that were in place at the time the event occurred and the date this data was compiled. Results displayed are not distinguished as attempted or completed crimes, do not include other calls for police service, and only represent police service where a report was made. Police Incident Reports are classified by primary offense categories as defined by the Uniform Crime Reporting (UCR) system, however for this report all offenses are included, and each incident may have more than one offense listed on it. In cases where there is more than one offense listed, all offenses are counted individually. Although every reasonable verification effort is made, the accuracy of any data is subject to the constraints of the report generation process as well as the manner, format, and point in time of any query.

PART I OFFENSES:	Chosen by the FBI as Part I Offenses because they are serious crimes that occur with regularity in all areas of the country and are likely to be reported to Police.
PART II OFFENSES:	All other crimes other than the eight Part I Offenses. The Uniform Crime Reporting Program gathers only arrest data for Part II Offenses, however, SLCPD results displayed in this document display all Part II Offenses, regardless of the presence of arrest data.
ALL OTHER OFFENSES:	Under the Part II Offense section, 'All Other Offenses' include Peeping Tom, Trespass, Kidnap/Abduction, Pornography, Extortion/Blackmail, Bribery, Warrants, Sexual Offenses, Obstruction, Public Peace, and Hit & Run.
NON-UCR OFFENSES:	Non-UCR Offenses include reports for all other offenses not classified as a Part I or Part II Offense. Results displayed separate some of these offenses such as Ambulance Calls, Deaths, Missing Persons, Suicides, Suspicious Activity, and Traffic Accidents.
ALL OTHER NON-UCR:	Under the Non-UCR category, 'All Other' include the remainder of offenses not classified as Part I or Part II and not separated from the Non-UCR Offenses. These include things such as Loud Parties, Barking Dogs, Mentally Ill Subjects, Citizen Assistance, etc.
LOW NUMBER OFFENSES:	On page two, in the interest of space and allowing for easier viewing, the category titled 'Low Number Offenses' include Part I and Part II Offenses from page one that have totals under the amount of 36.

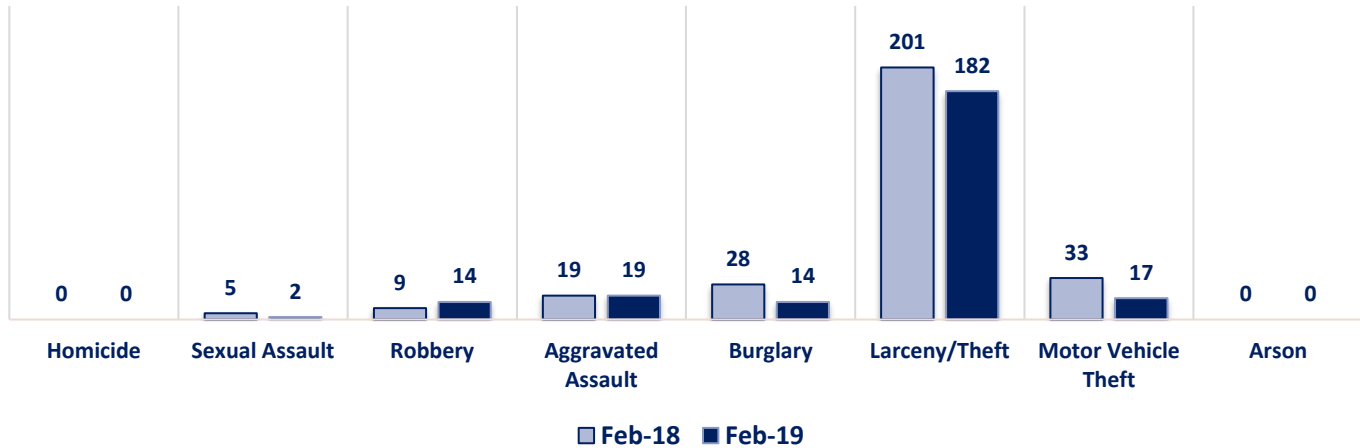
Offenses

PART I OFFENSES	OFFENSE	FEB 18	FEB 19	OFFENSE	FEB 18	FEB 19
	Homicide	0	0	Other Assaults	89	76
	Sexual Assault	5	2	Forgery/Counterfeit	14	15
	Robbery	9	14	Fraud	48	36
	Aggravated Assault	19	19	Embezzlement	0	0
	Burglary	28	14	Stolen Property	10	9
	Larceny/Theft	201	182	Vandalism	60	51
	Motor Vehicle Theft	33	17	Weapons	4	4
	Arson	0	0	Prostitution	7	4
NON-UCR OFFENSES	PART I TOTALS	295	248	Sex Offenses	7	7
	Ambulance Calls	69	60	Drug Abuse	107	57
	Deaths	13	5	Gambling	0	0
	Missing Persons	15	16	Family Offenses	37	38
	Suicides	0	2	DUI	13	20
	Suspicious Activity	28	22	Liquor Laws	18	7
	Traffic Accidents	133	118	Drunkenness	70	42
	All Other	310	318	Disorderly Conduct	19	33
	NON-UCR TOTALS	568	541	All Other Offenses	248	271
TOTALS	PART I OFFENSES	295	248	Curfew/Loitering	0	0
	PART II OFFENSES	758	678	Runaway	7	8
	NON-UCR OFFENSES	568	541	PART II TOTALS	758	678
	TOTAL	1621	1467			

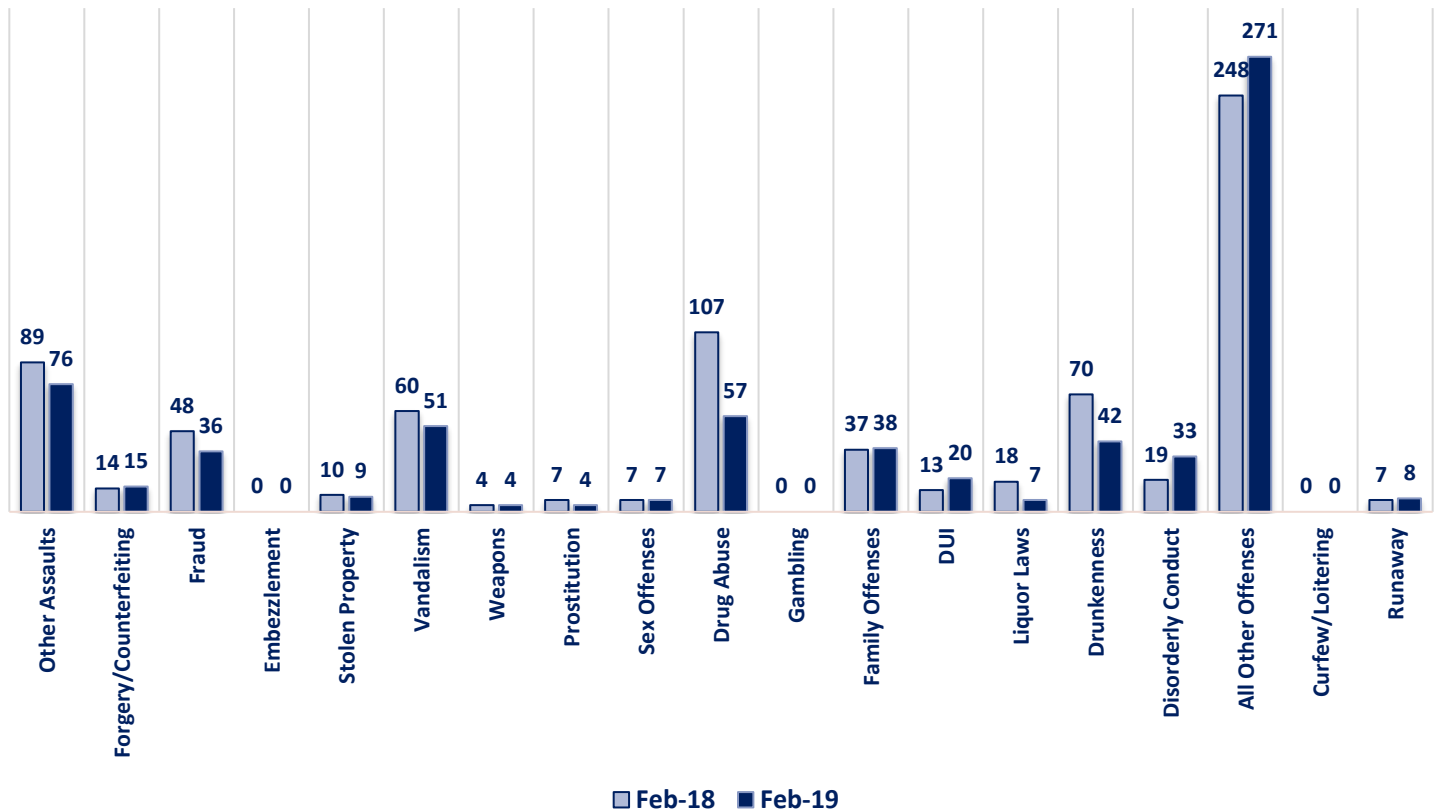
FEBRUARY 2019 - PART I & II OFFENSE PERCENTAGES



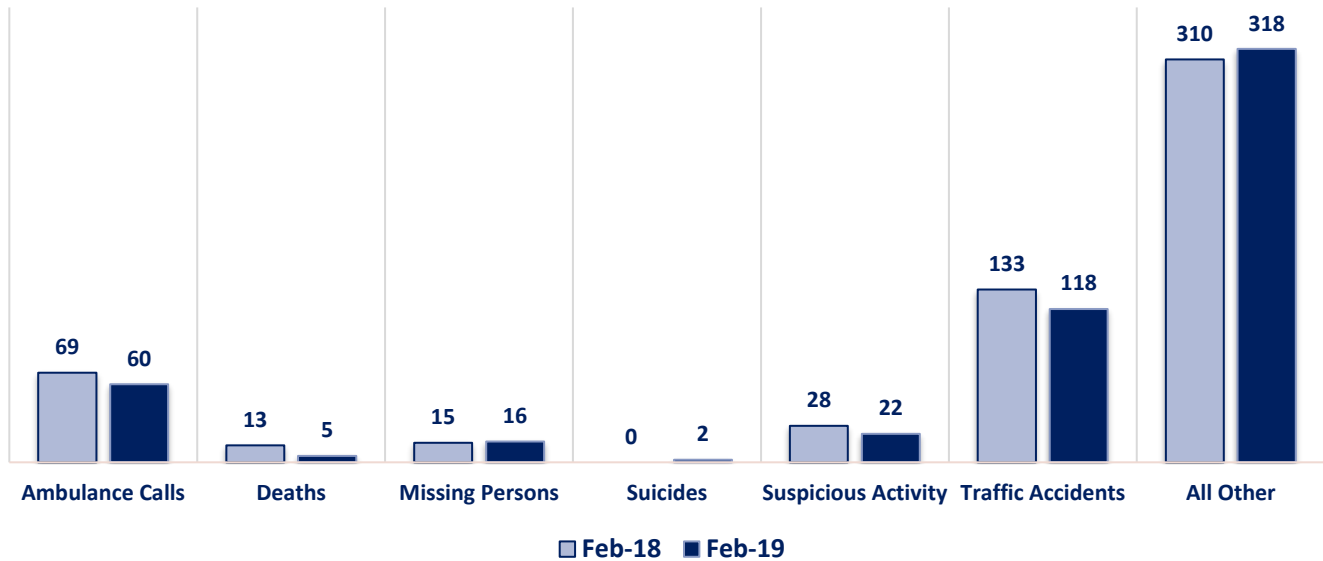
Part I Offenses



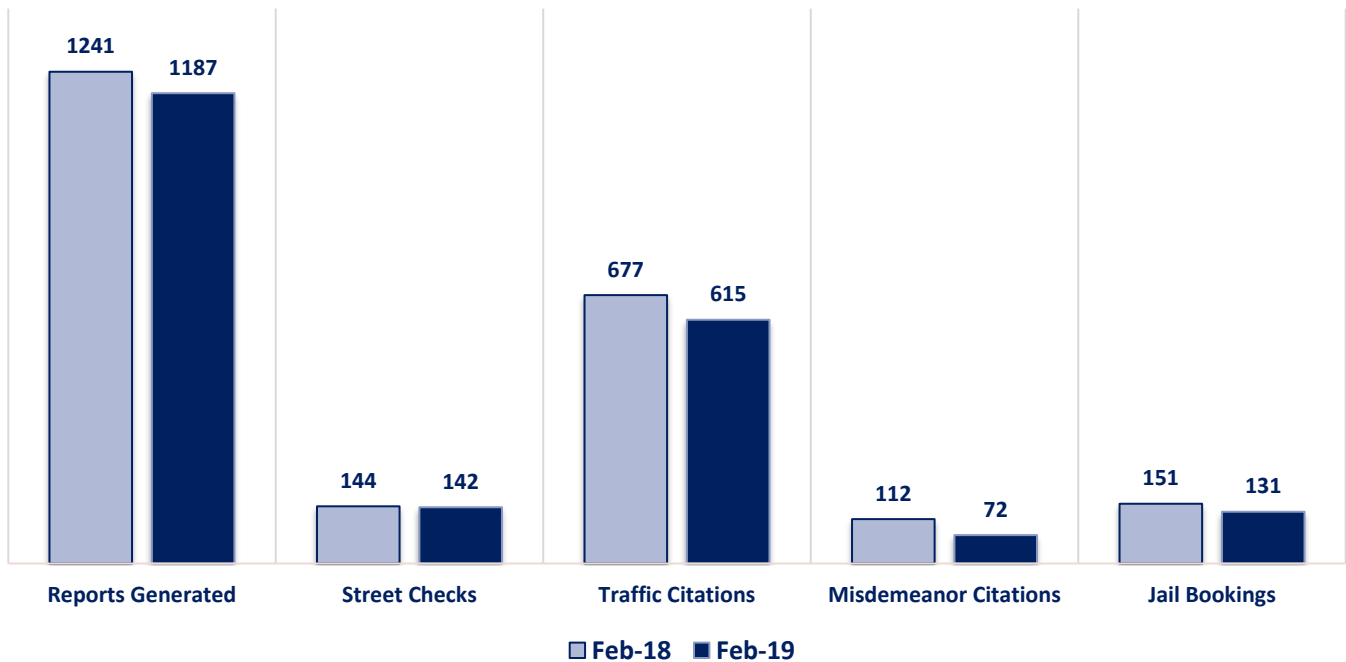
Part II Offenses



Non-UCR Offenses

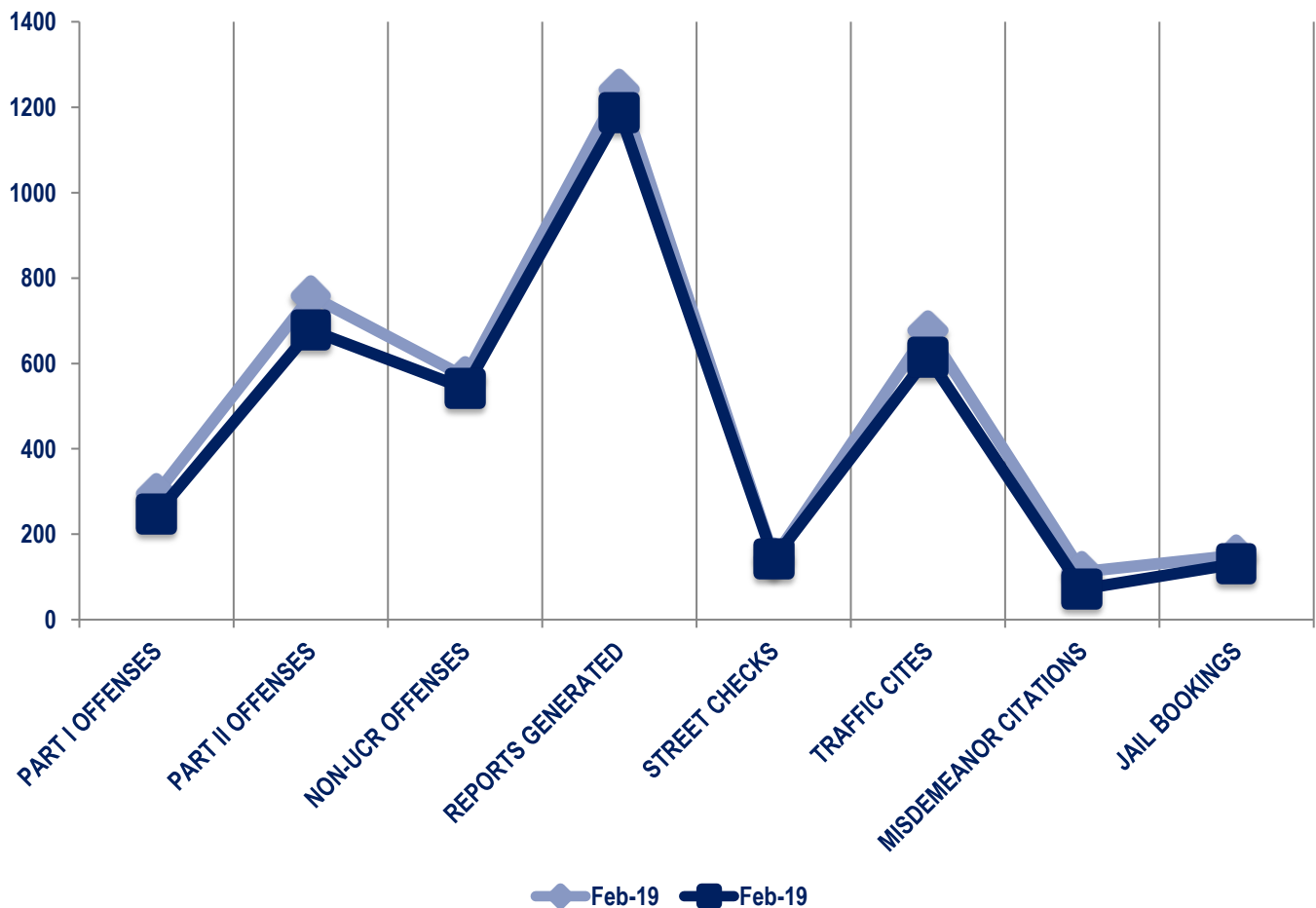


Other Event Totals



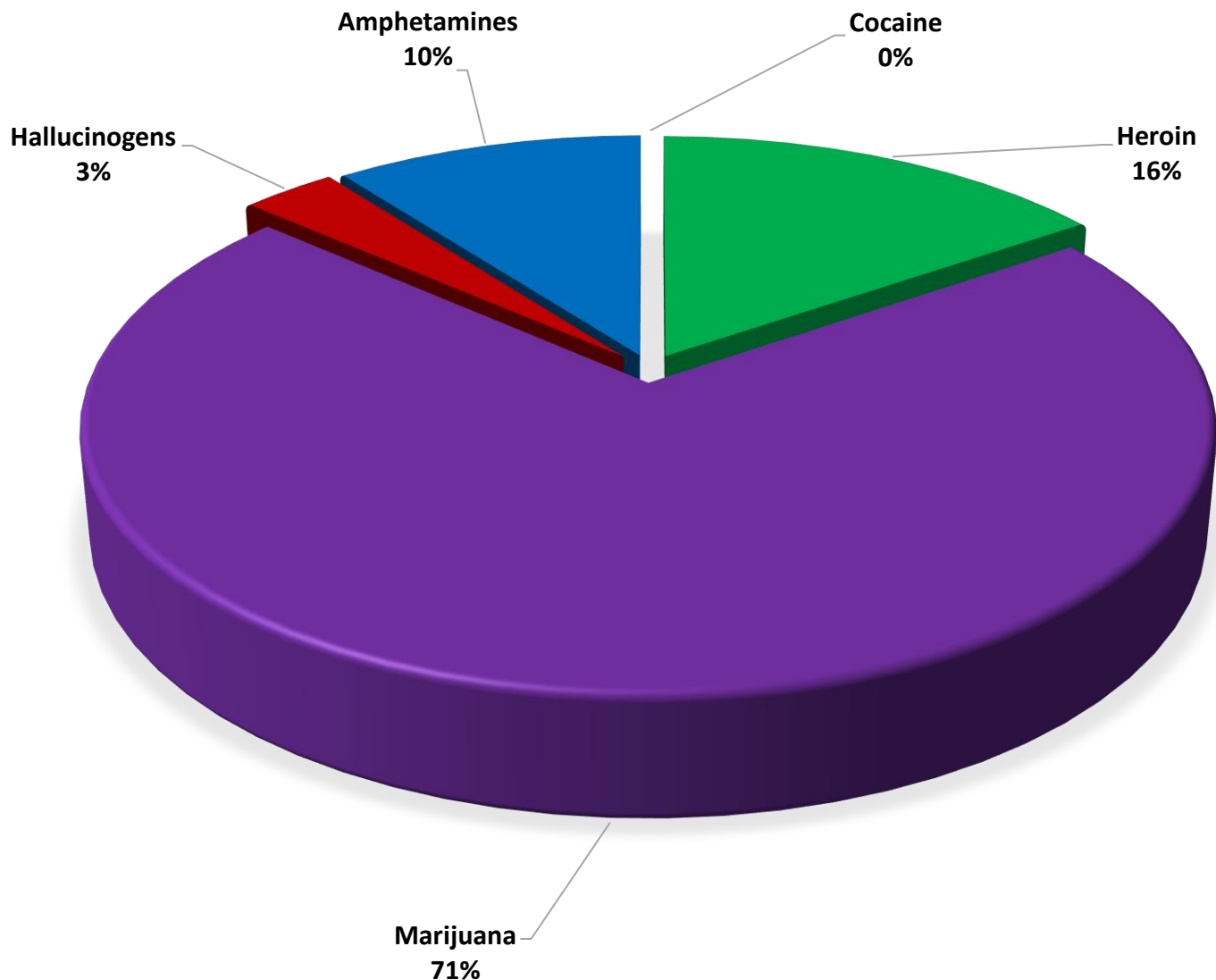
Combined Offense/Event Trends

	FEB 2018	FEB 2019
Part I Offenses	295	248
Part II Offenses	758	678
NonUCR Offenses	568	541
Reports Generated	1241	1187
Street Checks	144	142
Traffic Citations	677	615
Misdemeanor Citations	112	72
Jail Bookings	151	131

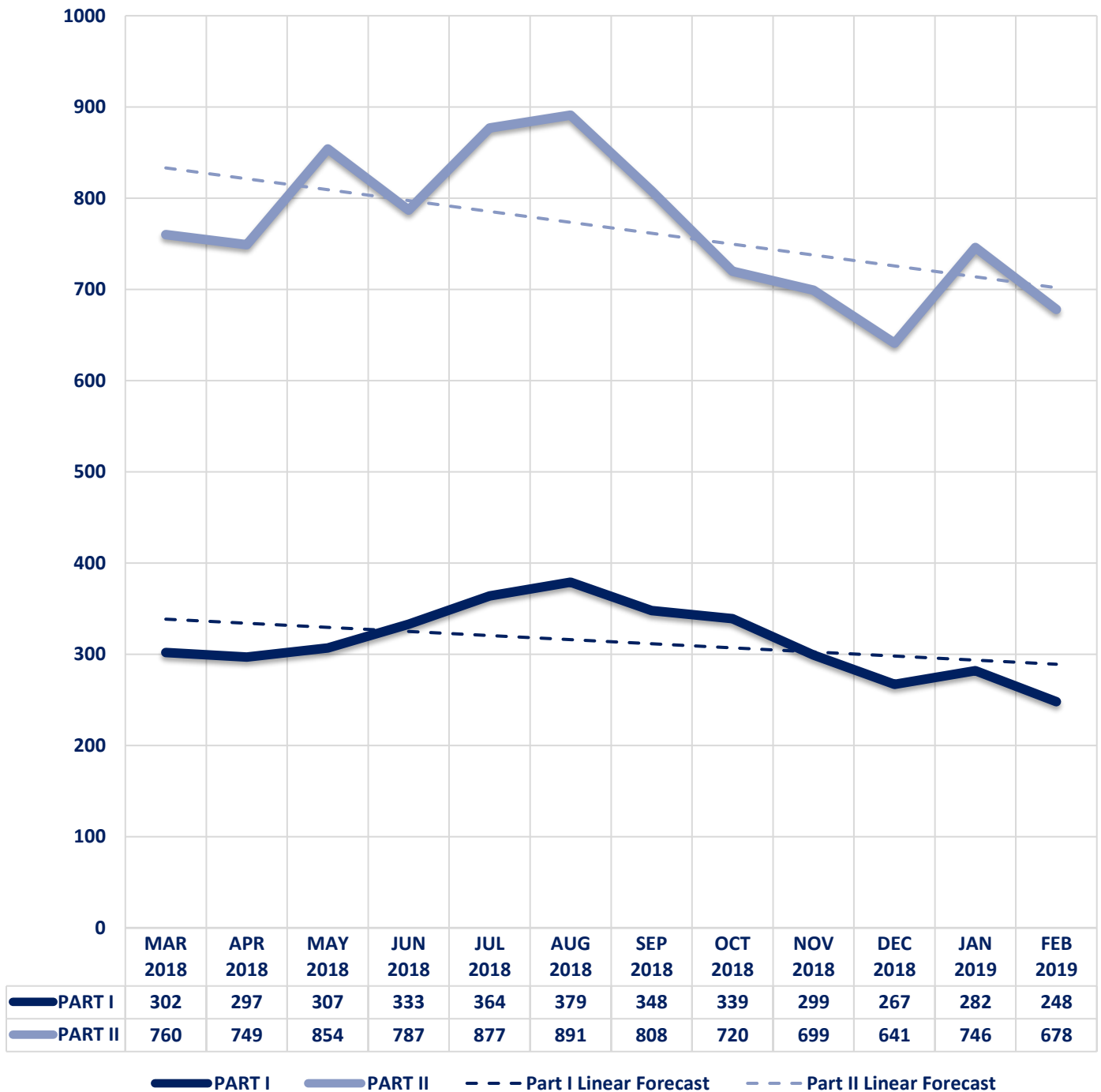


Seized Drugs

TYPE	DOSES	STREET VALUE
Cocaine	0.0	\$ -
Heroin	445.7	\$ 4,456.50
Marijuana	2049.6	\$ 12,297.86
Hallucinogens	92.1	\$ 184.18
Amphetamines	299.2	\$ 2,991.50
TOTAL	2886.5	\$ 19,930.04



Part I & II Offenses - One Year





CITY COUNCIL DISTRICT #4

MONTHLY OFFENSE SUMMARY

MARCH 2019

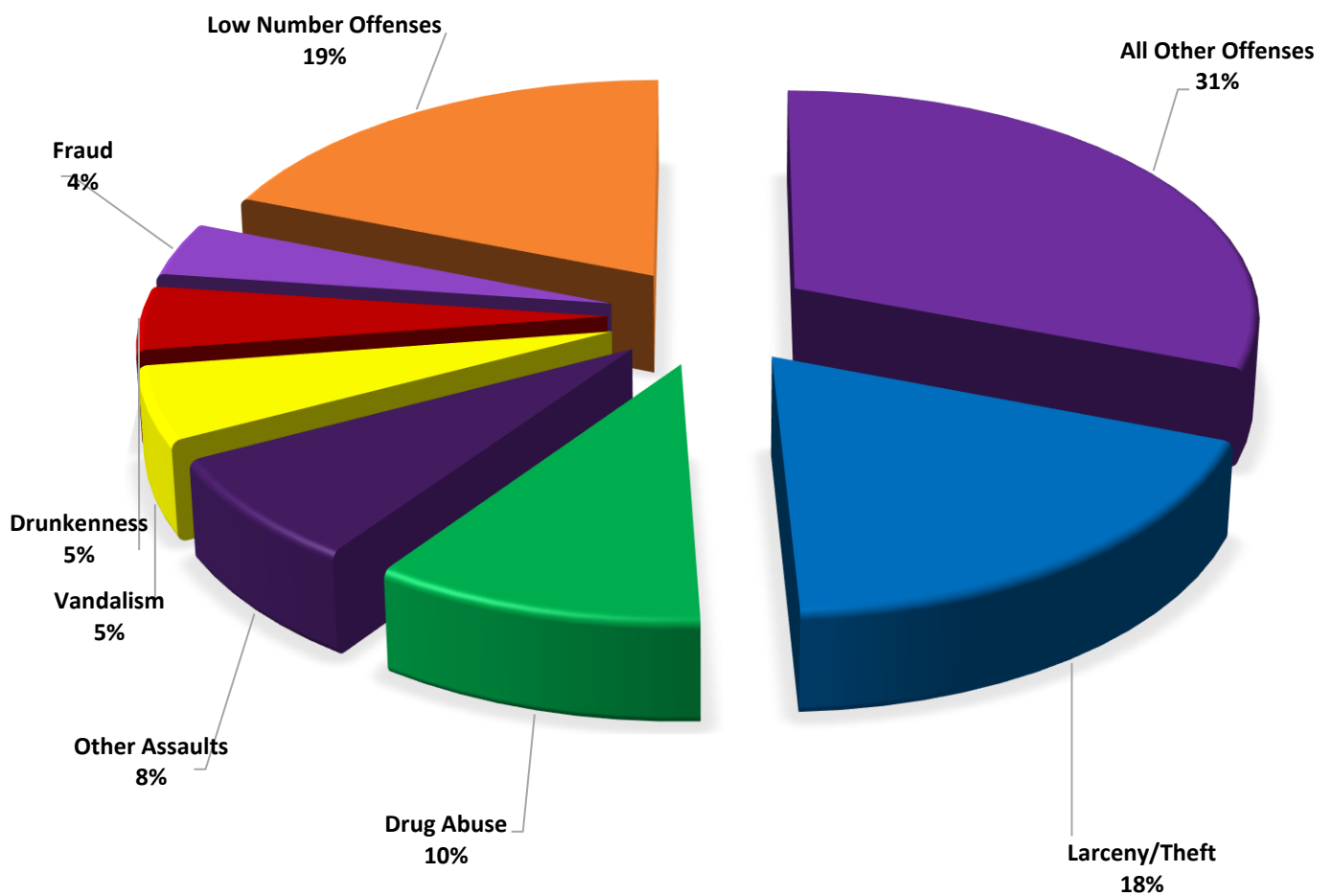
These figures represent preliminary counts of original Police Incident Reports and include all offenses within the above listed City Council District only. Full statistical analysis to determine the confidence level of this data has not been performed. The results contained herein are approximate in relation to the listed area and may not fully coincide with data shown in other areas of SLCPD's Crime Statistics page such as Calls for Service, Crimes Trending, and Crime Reports due to and reflective of departmental procedures that were in place at the time the event occurred and the date this data was compiled. Results displayed are not distinguished as attempted or completed crimes, do not include other calls for police service, and only represent police service where a report was made. Police Incident Reports are classified by primary offense categories as defined by the Uniform Crime Reporting (UCR) system, however for this report all offenses are included, and each incident may have more than one offense listed on it. In cases where there is more than one offense listed, all offenses are counted individually. Although every reasonable verification effort is made, the accuracy of any data is subject to the constraints of the report generation process as well as the manner, format, and point in time of any query.

PART I OFFENSES:	Chosen by the FBI as Part I Offenses because they are serious crimes that occur with regularity in all areas of the country and are likely to be reported to Police.
PART II OFFENSES:	All other crimes other than the eight Part I Offenses. The Uniform Crime Reporting Program gathers only arrest data for Part II Offenses, however, SLCPD results displayed in this document display all Part II Offenses, regardless of the presence of arrest data.
ALL OTHER OFFENSES:	Under the Part II Offense section, 'All Other Offenses' include Peeping Tom, Trespass, Kidnap/Abduction, Pornography, Extortion/Blackmail, Bribery, Warrants, Sexual Offenses, Obstruction, Public Peace, and Hit & Run.
NON-UCR OFFENSES:	Non-UCR Offenses include reports for all other offenses not classified as a Part I or Part II Offense. Results displayed separate some of these offenses such as Ambulance Calls, Deaths, Missing Persons, Suicides, Suspicious Activity, and Traffic Accidents.
ALL OTHER NON-UCR:	Under the Non-UCR category, 'All Other' include the remainder of offenses not classified as Part I or Part II and not separated from the Non-UCR Offenses. These include things such as Loud Parties, Barking Dogs, Mentally Ill Subjects, Citizen Assistance, etc.
LOW NUMBER OFFENSES:	On page two, in the interest of space and allowing for easier viewing, the category titled 'Low Number Offenses' include Part I and Part II Offenses from page one that have totals under the amount of 36.

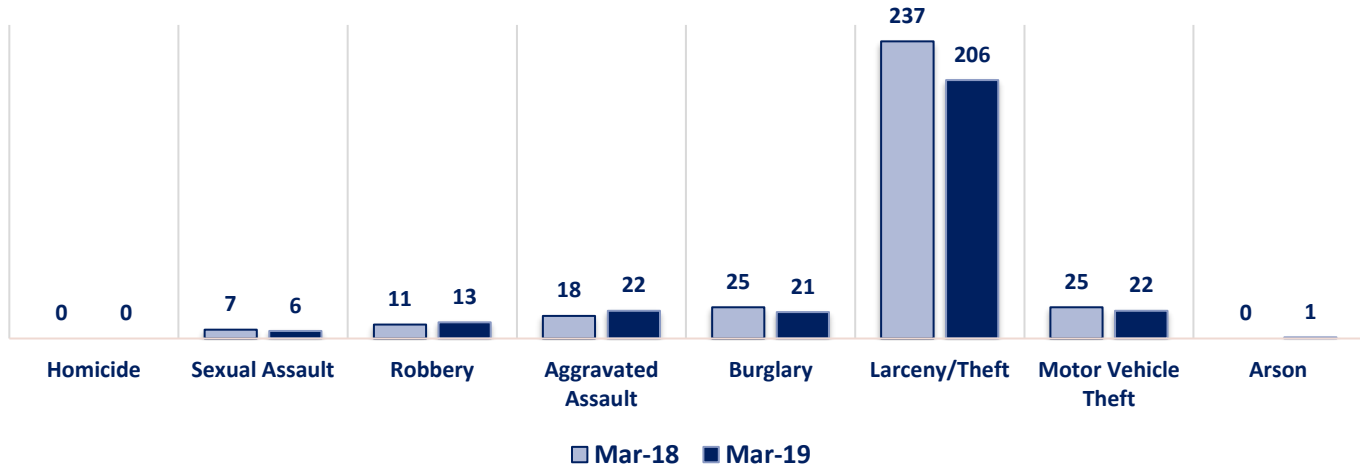
Offenses

PART I OFFENSES	OFFENSE	MAR 18	MAR 19	OFFENSE	MAR 18	MAR 19	PART II OFFENSES
	Homicide	0	0	Other Assaults	96	85	
	Sexual Assault	7	6	Forgery/Counterfeit	8	14	
	Robbery	11	13	Fraud	35	43	
	Aggravated Assault	18	22	Embezzlement	1	0	
	Burglary	25	21	Stolen Property	4	6	
	Larceny/Theft	237	206	Vandalism	48	59	
	Motor Vehicle Theft	25	22	Weapons	0	5	
NON-UCR OFFENSES	Arson	0	1	Prostitution	6	3	
	PART I TOTALS	323	291	Sex Offenses	5	11	
	Ambulance Calls	59	90	Drug Abuse	101	115	
	Deaths	9	5	Gambling	0	0	
	Missing Persons	16	5	Family Offenses	53	36	
	Suicides	0	1	DUI	15	15	
	Suspicious Activity	30	28	Liquor Laws	16	9	
	Traffic Accidents	109	99	Drunkenness	82	51	
TOTALS	All Other	345	313	Disorderly Conduct	14	23	
	NON-UCR TOTALS	568	541	All Other Offenses	279	343	
	PART I OFFENSES	323	291	Curfew/Loitering	0	1	
	PART II OFFENSES	773	822	Runaway	10	3	
	NON-UCR OFFENSES	568	541	PART II TOTALS	773	822	
	TOTAL	1664	1654				

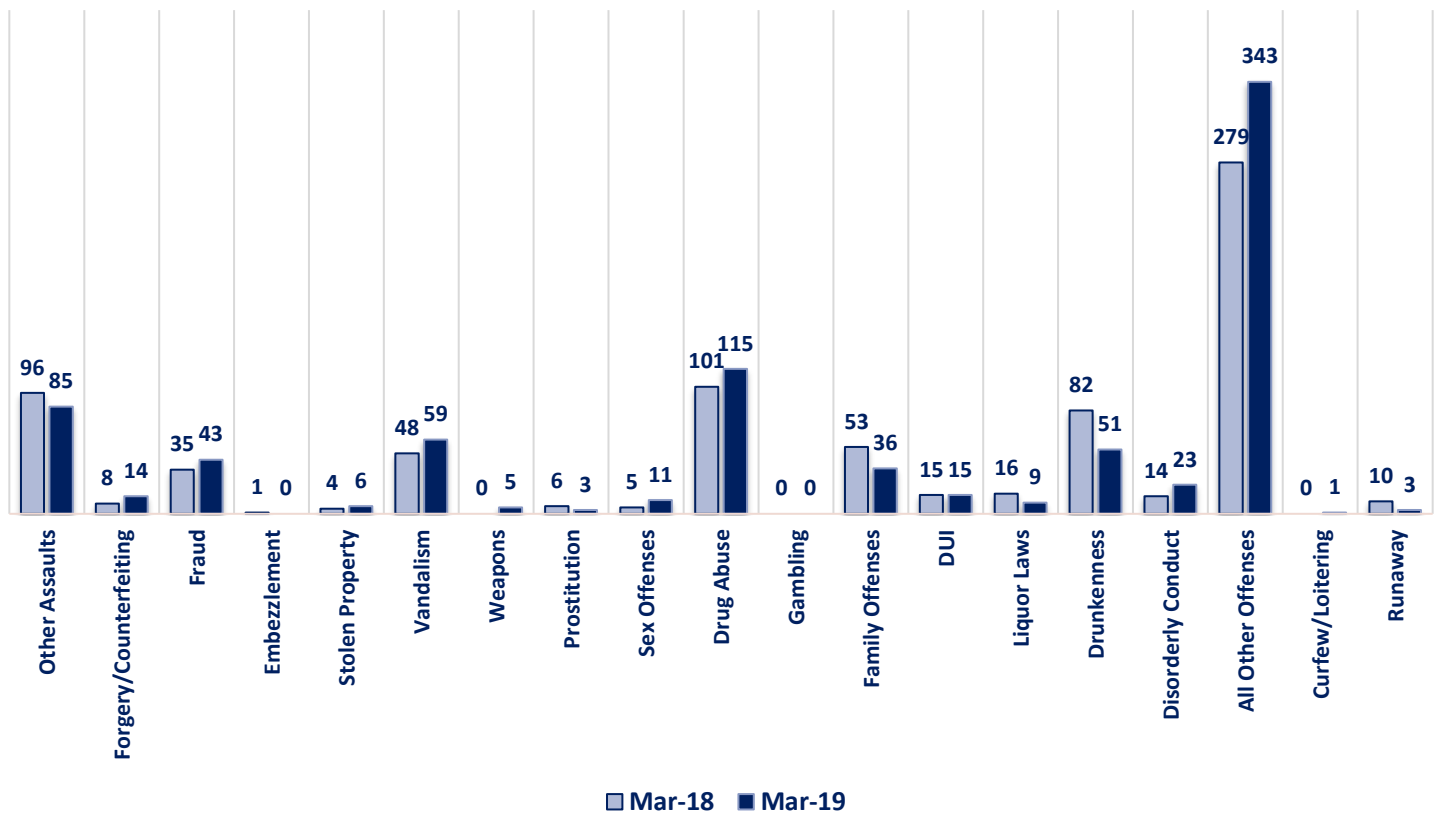
MARCH 2019- PART I & II OFFENSE PERCENTAGES



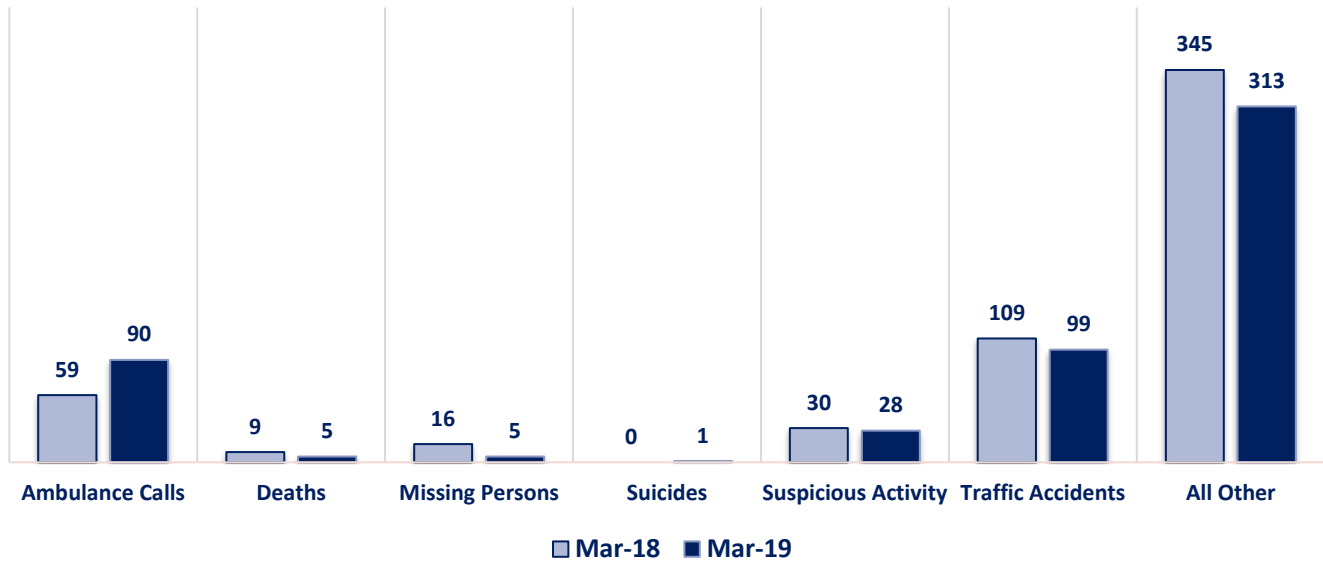
Part I Offenses



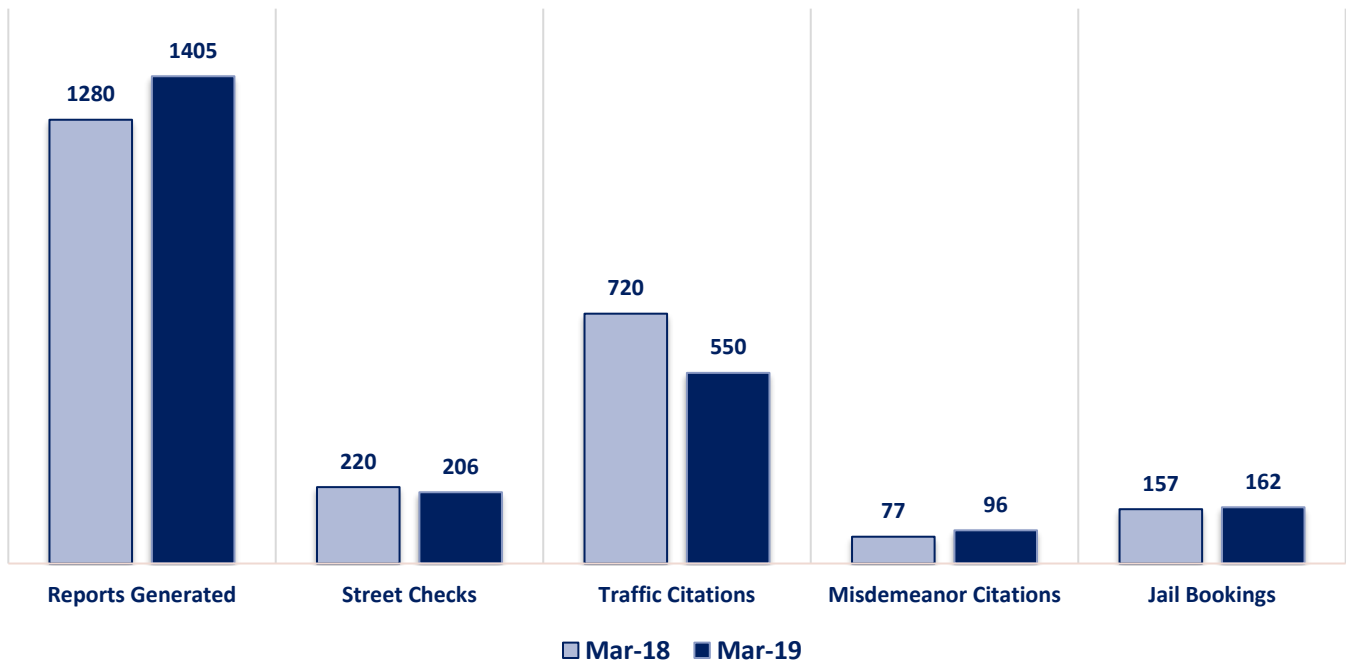
Part II Offenses



Non-UCR Offenses

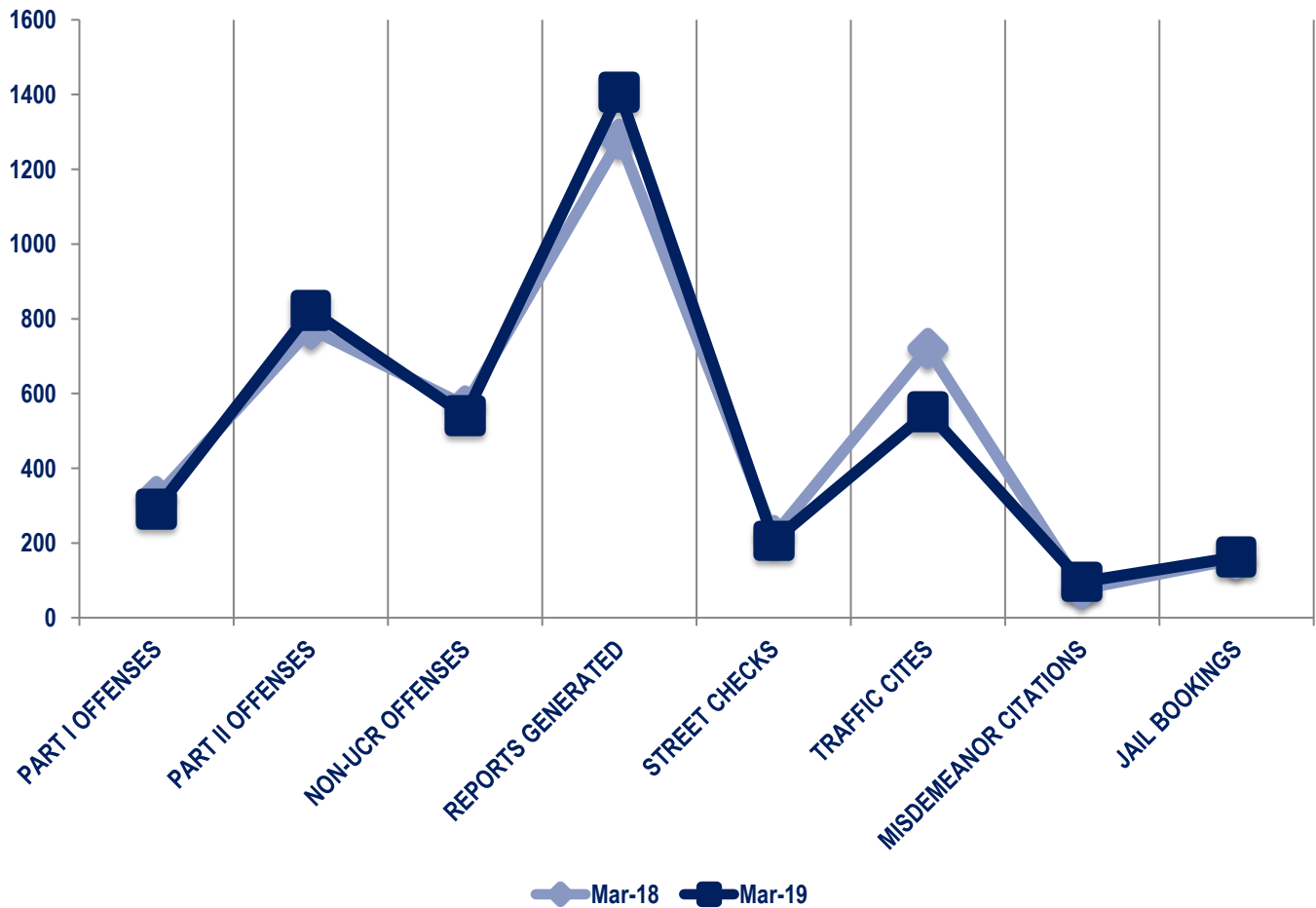


Other Event Totals



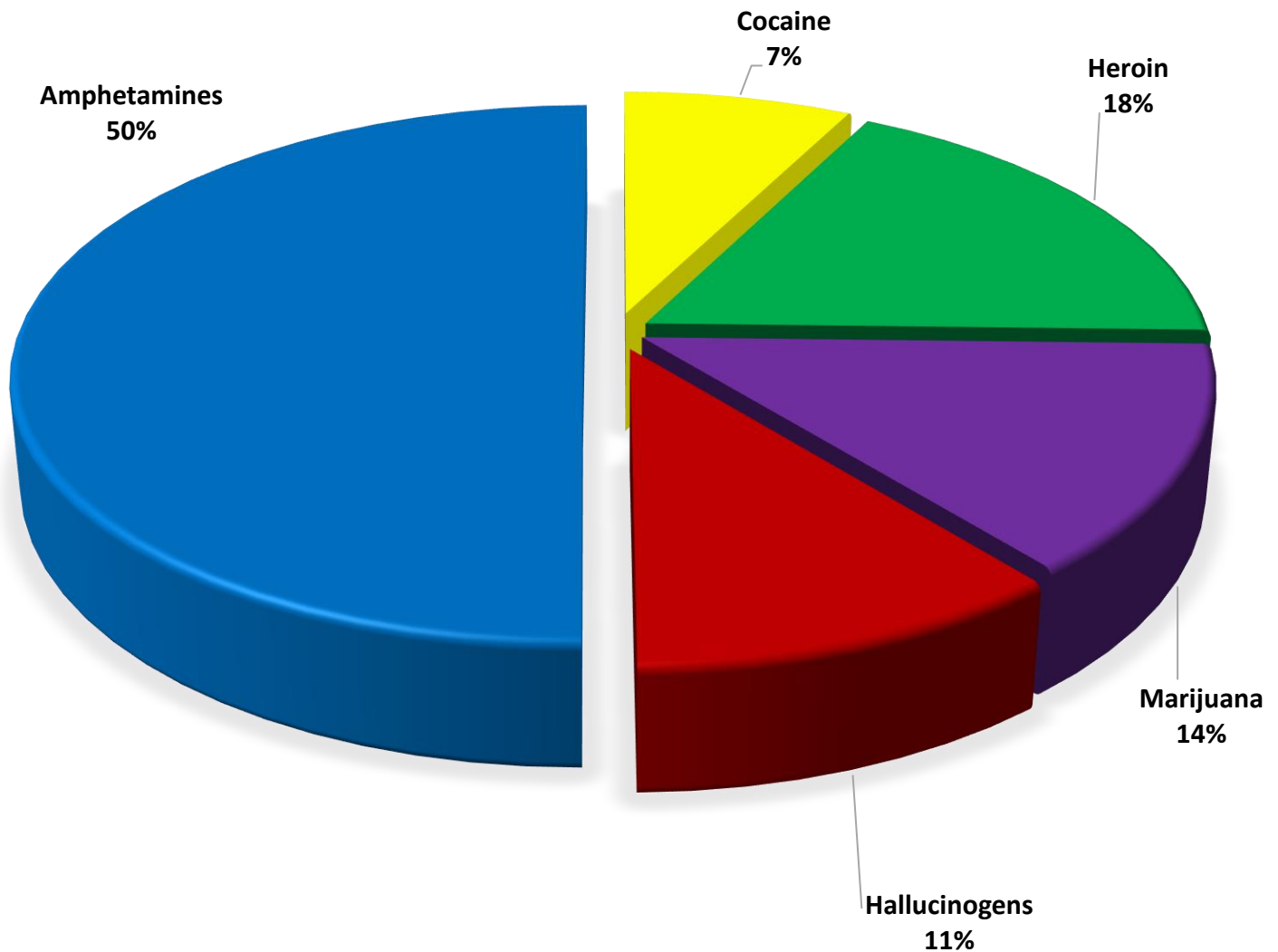
Combined Offense/Event Trends

	MARCH 2018	MARCH 2019
Part I Offenses	323	291
Part II Offenses	773	822
NonUCR Offenses	568	541
Reports Generated	1280	1405
Street Checks	220	206
Traffic Citations	720	550
Misdemeanor Citations	77	96
Jail Bookings	157	162

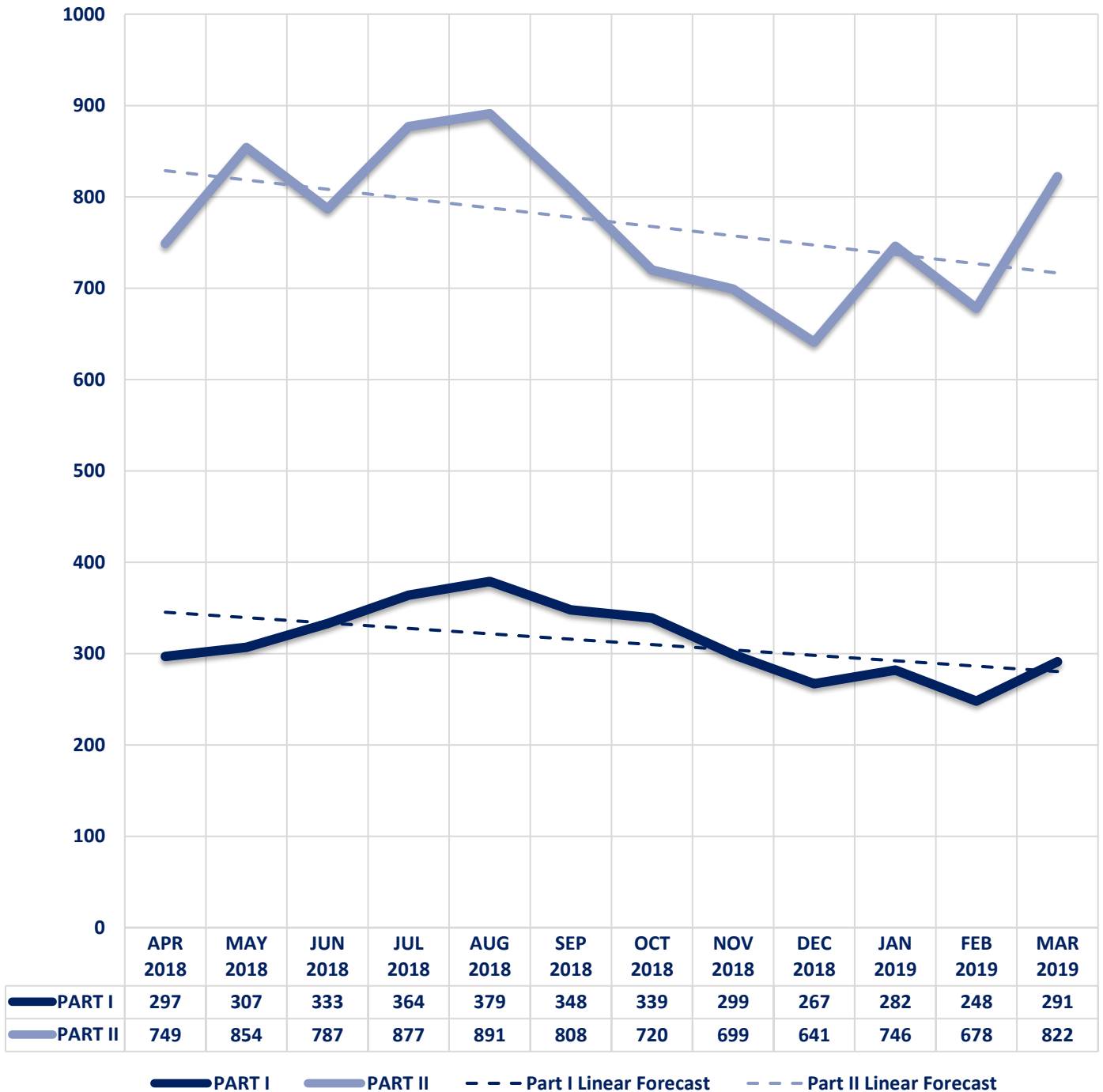


Seized Drugs

TYPE	DOSES	STREET VALUE
Cocaine	141.0	\$ 1,410.00
Heroin	331.5	\$ 3,315.10
Marijuana	255.3	\$ 1,531.78
Hallucinogens	200.7	\$ 401.36
Amphetamines	932.8	\$ 9,328.40
TOTAL	1861.3	\$ 15,986.64



Part I & II Offenses - One Year





CITY COUNCIL DISTRICT #4

MONTHLY OFFENSE SUMMARY

APRIL 2019

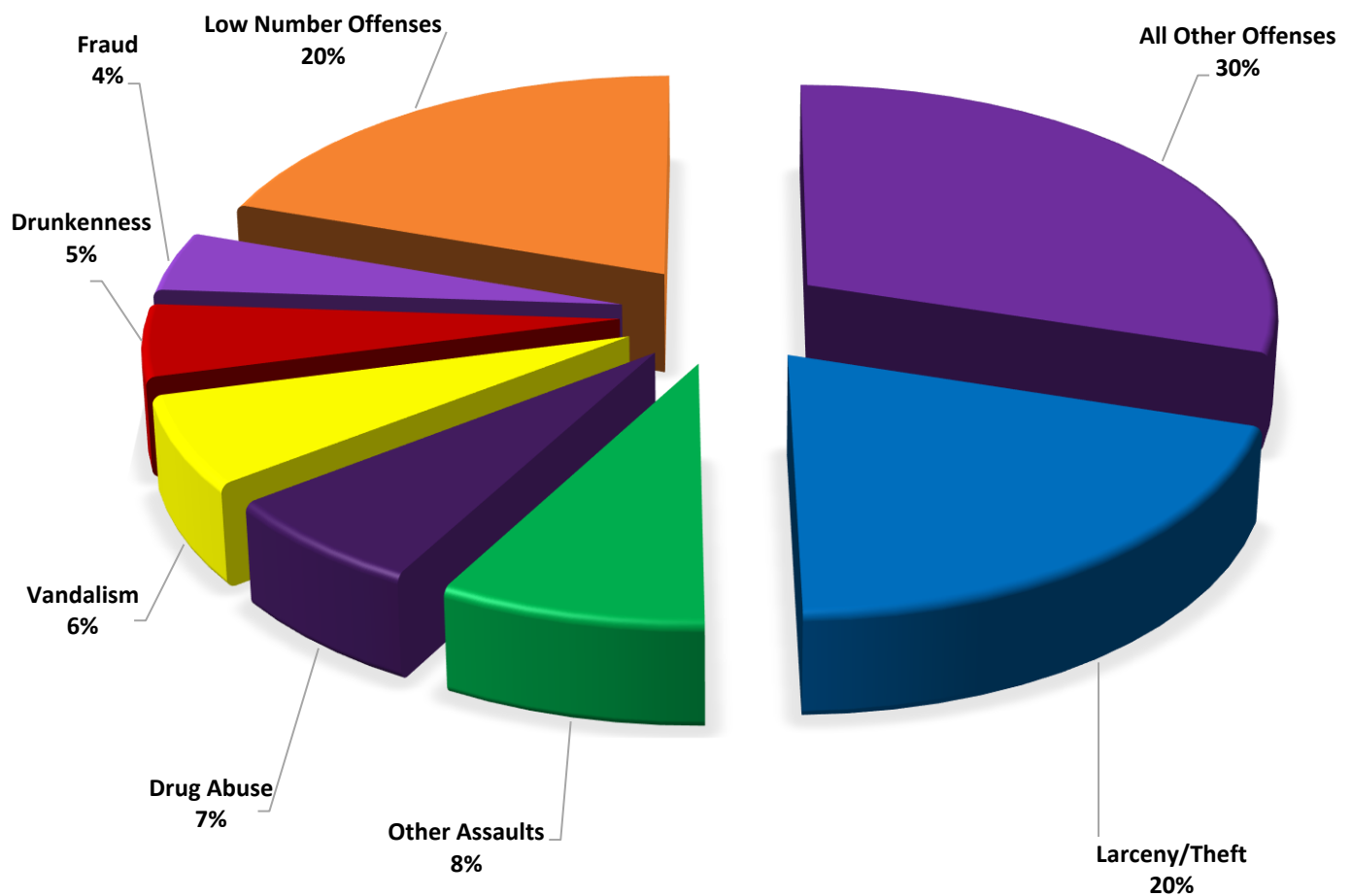
These figures represent preliminary counts of original Police Incident Reports and include all offenses within the above listed City Council District only. Full statistical analysis to determine the confidence level of this data has not been performed. The results contained herein are approximate in relation to the listed area and may not fully coincide with data shown in other areas of SLCPD's Crime Statistics page such as Calls for Service, Crimes Trending, and Crime Reports due to and reflective of departmental procedures that were in place at the time the event occurred and the date this data was compiled. Results displayed are not distinguished as attempted or completed crimes, do not include other calls for police service, and only represent police service where a report was made. Police Incident Reports are classified by primary offense categories as defined by the Uniform Crime Reporting (UCR) system, however for this report all offenses are included, and each incident may have more than one offense listed on it. In cases where there is more than one offense listed, all offenses are counted individually. Although every reasonable verification effort is made, the accuracy of any data is subject to the constraints of the report generation process as well as the manner, format, and point in time of any query.

PART I OFFENSES:	Chosen by the FBI as Part I Offenses because they are serious crimes that occur with regularity in all areas of the country and are likely to be reported to Police.
PART II OFFENSES:	All other crimes other than the eight Part I Offenses. The Uniform Crime Reporting Program gathers only arrest data for Part II Offenses, however, SLCPD results displayed in this document display all Part II Offenses, regardless of the presence of arrest data.
ALL OTHER OFFENSES:	Under the Part II Offense section, 'All Other Offenses' include Peeping Tom, Trespass, Kidnap/Abduction, Pornography, Extortion/Blackmail, Bribery, Warrants, Sexual Offenses, Obstruction, Public Peace, and Hit & Run.
NON-UCR OFFENSES:	Non-UCR Offenses include reports for all other offenses not classified as a Part I or Part II Offense. Results displayed separate some of these offenses such as Ambulance Calls, Deaths, Missing Persons, Suicides, Suspicious Activity, and Traffic Accidents.
ALL OTHER NON-UCR:	Under the Non-UCR category, 'All Other' include the remainder of offenses not classified as Part I or Part II and not separated from the Non-UCR Offenses. These include things such as Loud Parties, Barking Dogs, Mentally Ill Subjects, Citizen Assistance, etc.
LOW NUMBER OFFENSES:	On page two, in the interest of space and allowing for easier viewing, the category titled 'Low Number Offenses' include Part I and Part II Offenses from page one that have totals under the amount of 39.

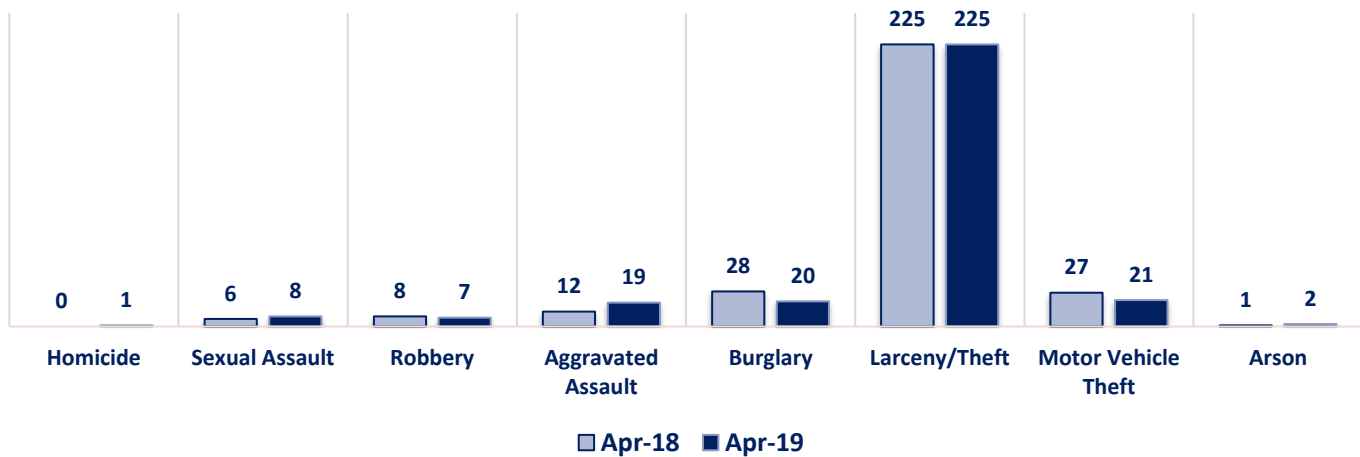
Offenses

PART I OFFENSES	OFFENSE	APR 18	APR 19	OFFENSE	APR 18	APR 19	PART II OFFENSES
	Homicide	0	1	Other Assaults	109	93	
	Sexual Assault	6	8	Forgery/Counterfeit	15	11	
	Robbery	8	7	Fraud	41	48	
	Aggravated Assault	12	19	Embezzlement	2	0	
	Burglary	28	20	Stolen Property	2	3	
	Larceny/Theft	225	225	Vandalism	67	72	
	Motor Vehicle Theft	27	21	Weapons	6	7	
	Arson	1	2	Prostitution	6	3	
NON-UCR OFFENSES	PART I TOTALS	307	303	Sex Offenses	5	8	
	Ambulance Calls	51	72	Drug Abuse	104	75	
	Deaths	7	5	Gambling	0	1	
	Missing Persons	20	9	Family Offenses	35	39	
	Suicides	3	0	DUI	11	20	
	Suspicious Activity	26	23	Liquor Laws	12	9	
	Traffic Accidents	108	144	Drunkenness	50	58	
	All Other	343	318	Disorderly Conduct	12	33	
	NON-UCR TOTALS	558	571	All Other Offenses	274	338	
TOTALS	PART I OFFENSES	307	303	Curfew/Loitering	0	0	
	PART II OFFENSES	757	829	Runaway	6	11	
	NON-UCR OFFENSES	558	571	PART II TOTALS	757	829	
	TOTAL	1622	1703				

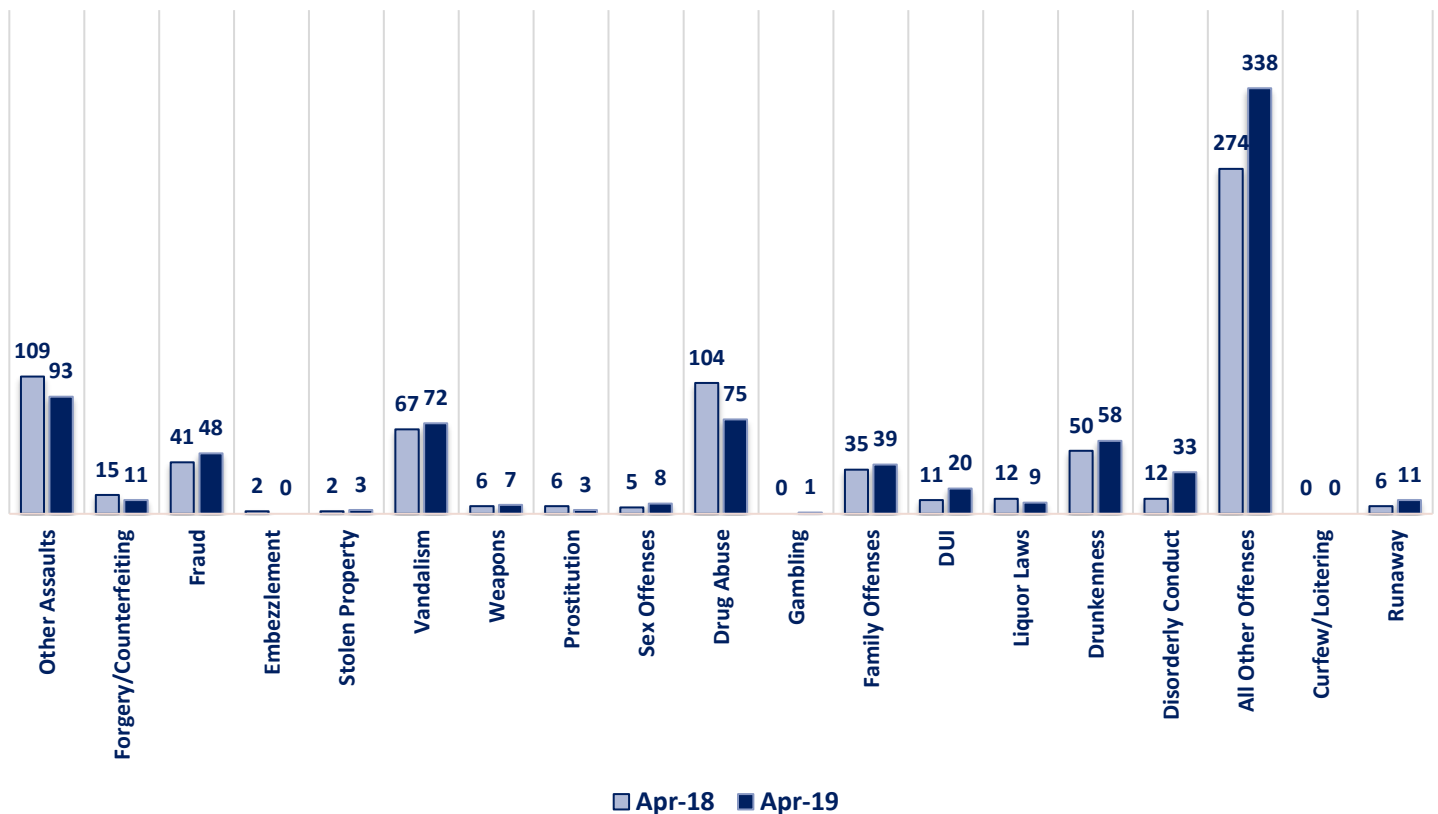
APRIL 2019 - PART I & II OFFENSE PERCENTAGES



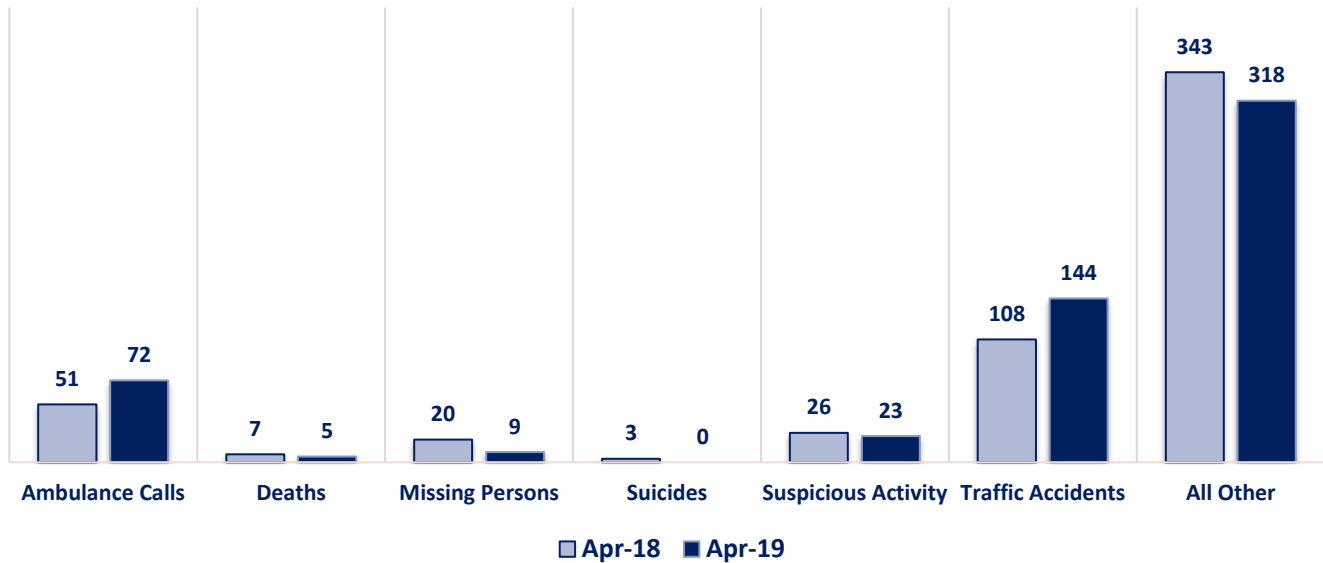
Part I Offenses



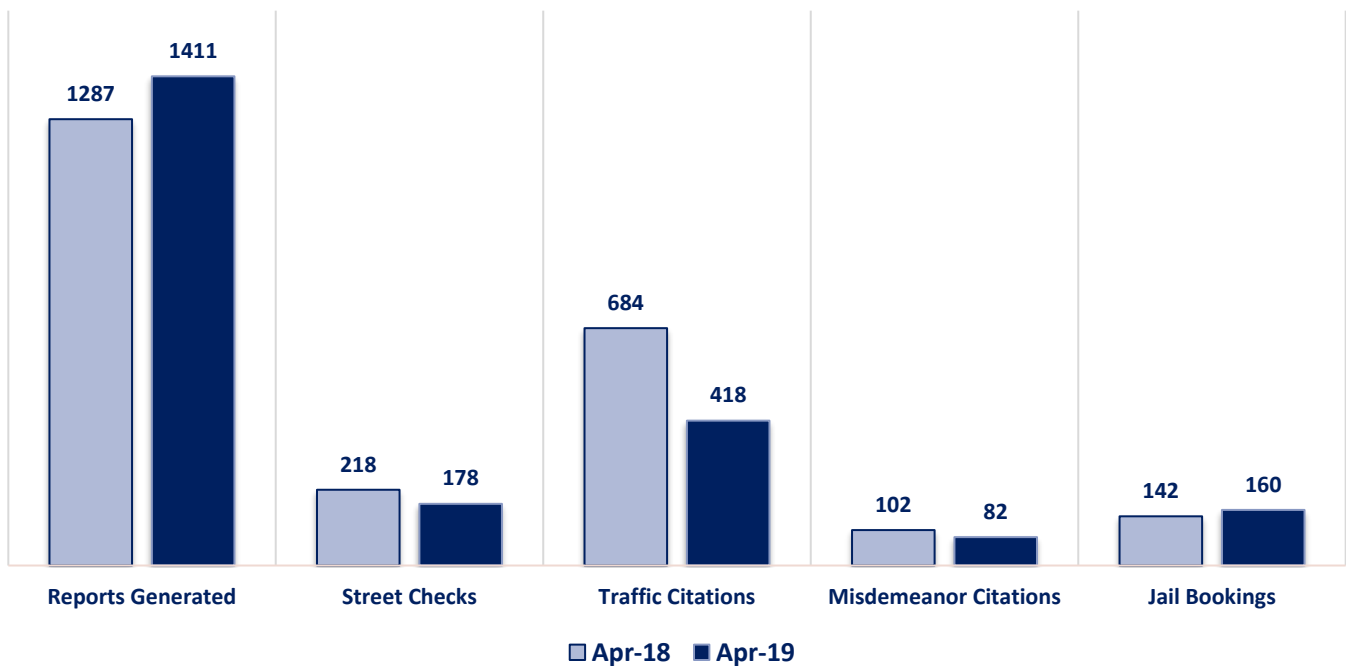
Part II Offenses



Non-UCR Offenses

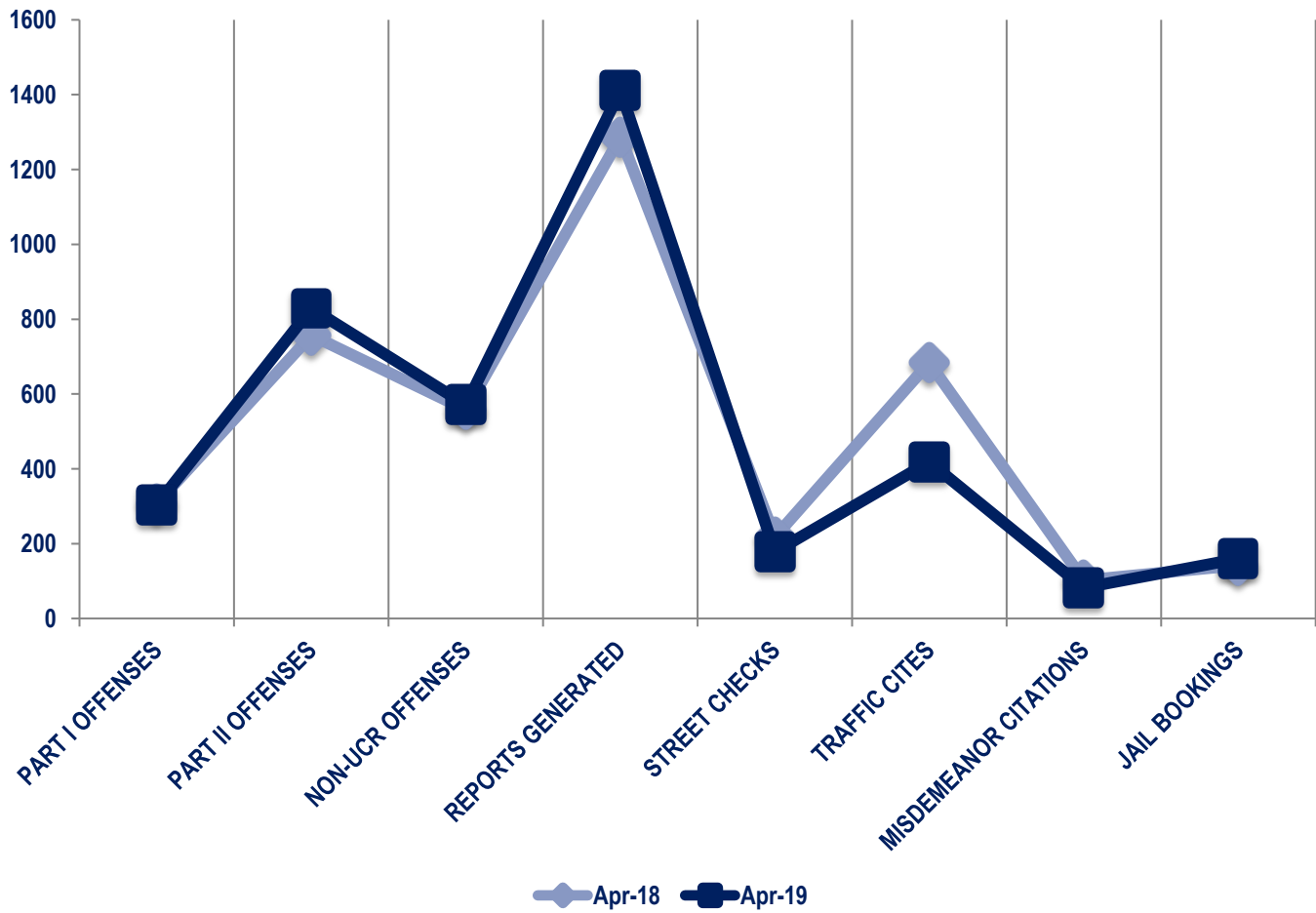


Other Event Totals



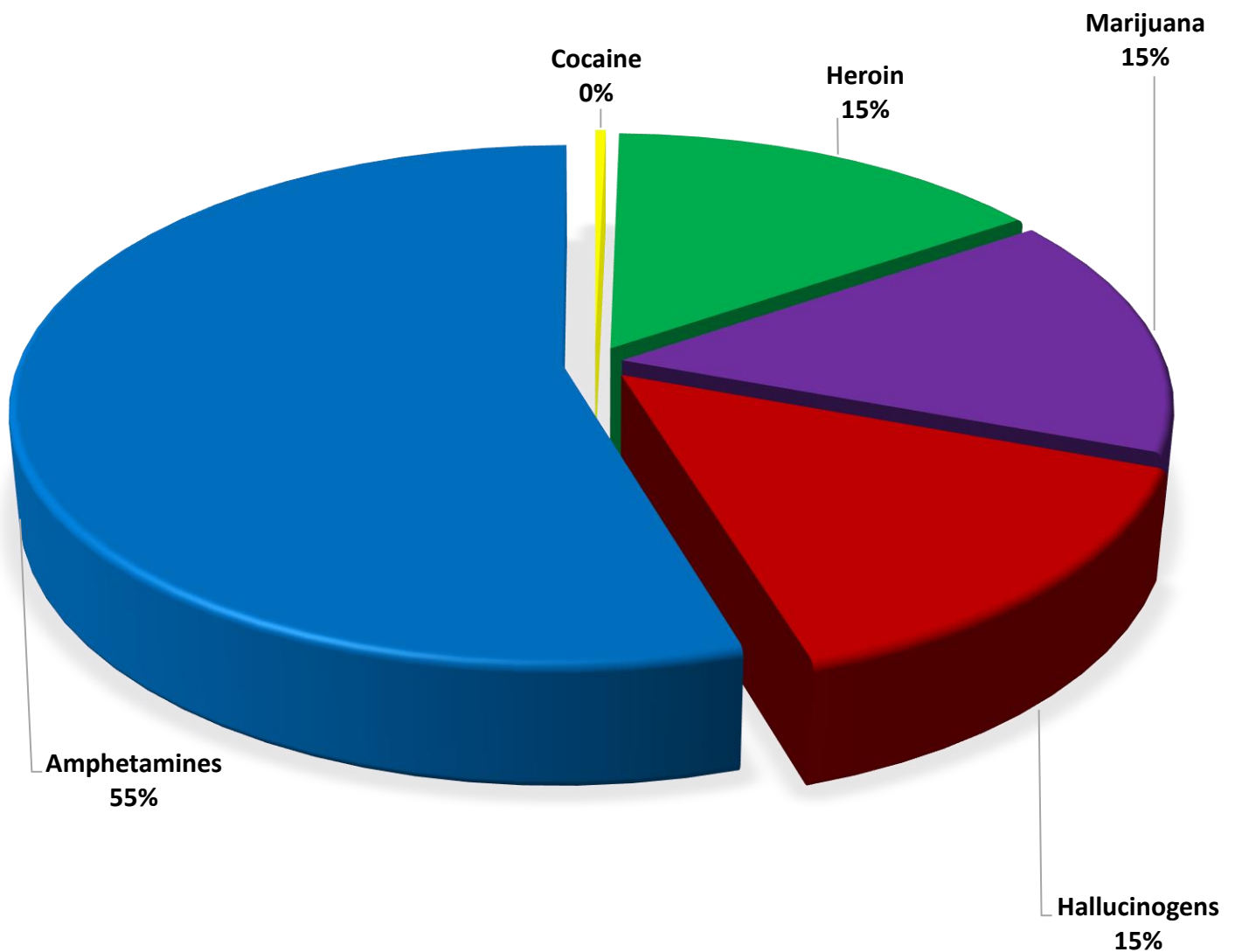
Combined Offense/Event Trends

	APR 2018	APR 2019
Part I Offenses	307	303
Part II Offenses	757	829
NonUCR Offenses	558	571
Reports Generated	1287	1411
Street Checks	218	178
Traffic Citations	684	418
Misdemeanor Citations	102	82
Jail Bookings	142	160

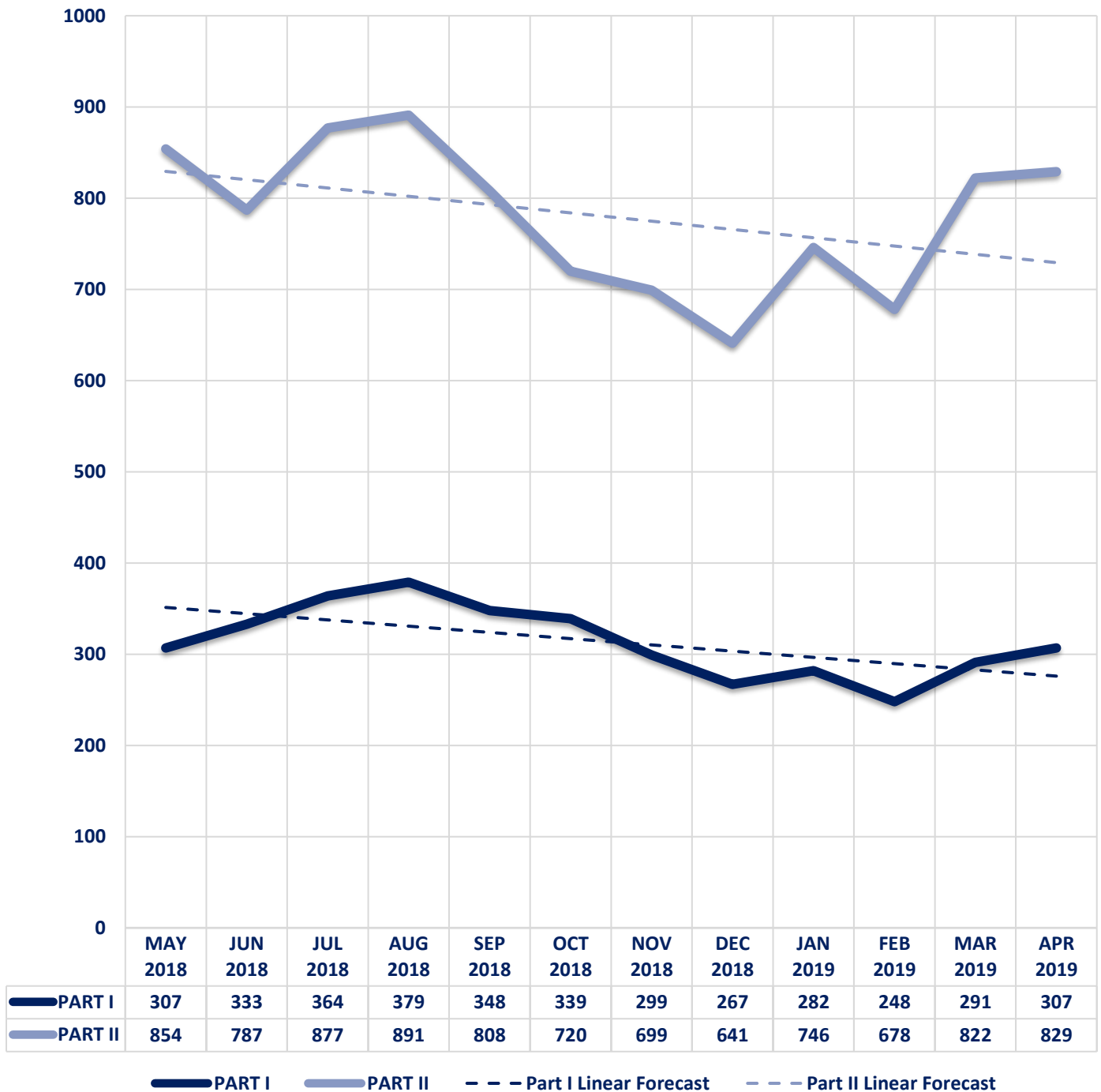


Seized Drugs

TYPE	DOSES	STREET VALUE
Cocaine	3.0	\$ 30.00
Heroin	124.6	\$ 1,246.20
Marijuana	125.1	\$ 750.83
Hallucinogens	120.6	\$ 241.23
Amphetamines	451.3	\$ 4,513.00
TOTAL	824.7	\$ 6,781.25



Part I & II Offenses - One Year





CITY COUNCIL DISTRICT #4 MONTHLY OFFENSE SUMMARY

MAY 2019

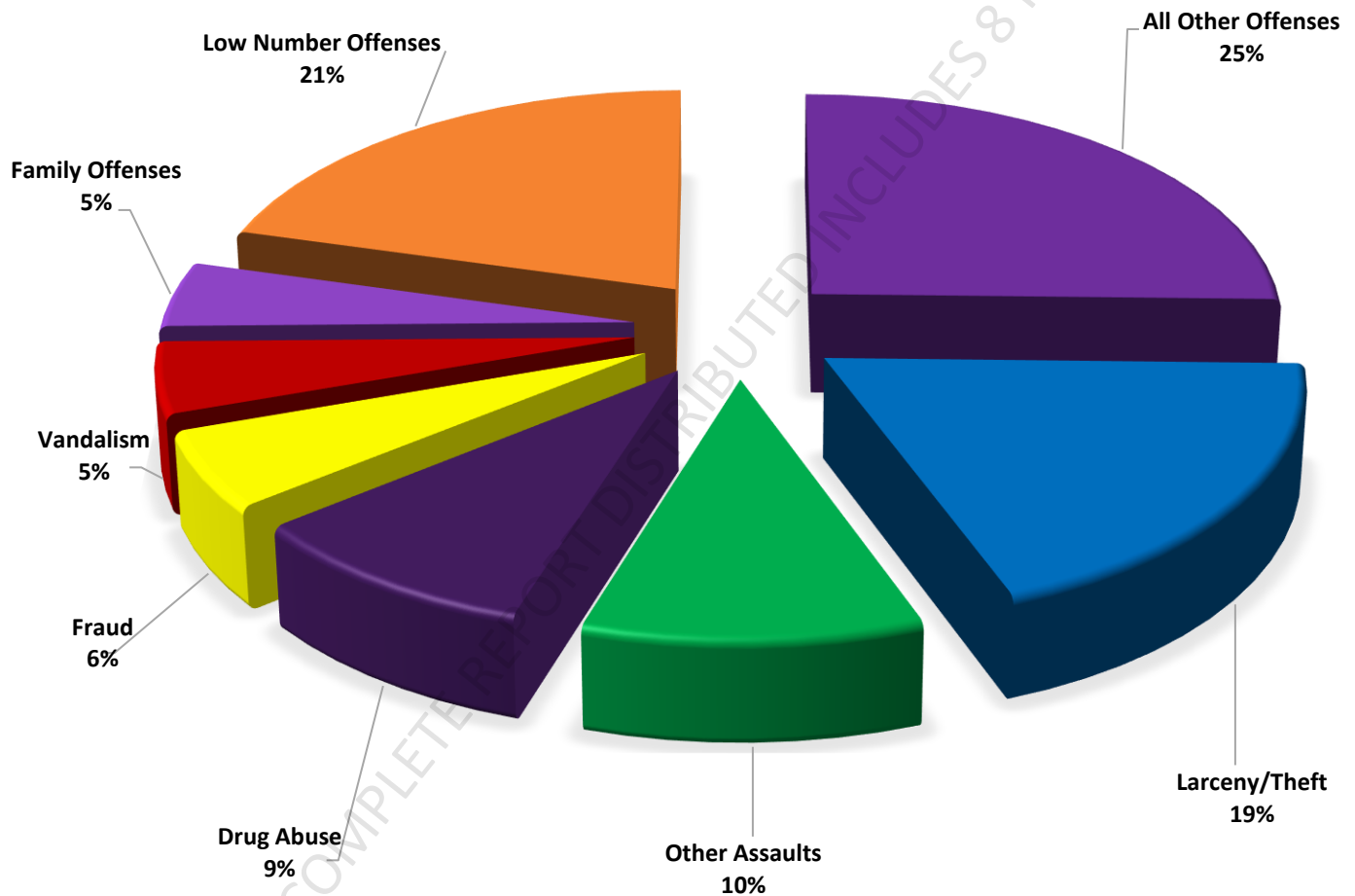
These figures represent preliminary counts of original Police Incident Reports and include all offenses within the above listed City Council District only. Full statistical analysis to determine the confidence level of this data has not been performed. The results contained herein are approximate in relation to the listed area and may not fully coincide with data shown in other areas of SLCPD's Crime Statistics page such as Calls for Service, Crimes Trending, and Crime Reports due to and reflective of departmental procedures that were in place at the time the event occurred and the date this data was compiled. Results displayed are not distinguished as attempted or completed crimes, do not include other calls for police service, and only represent police service where a report was made. Police Incident Reports are classified by primary offense categories as defined by the Uniform Crime Reporting (UCR) system, however for this report all offenses are included, and each incident may have more than one offense listed on it. In cases where there is more than one offense listed, all offenses are counted individually. Although every reasonable verification effort is made, the accuracy of any data is subject to the constraints of the report generation process as well as the manner, format, and point in time of any query.

PART I OFFENSES:	Chosen by the FBI as Part I Offenses because they are serious crimes that occur with regularity in all areas of the country and are likely to be reported to Police.
PART II OFFENSES:	All other crimes other than the eight Part I Offenses. The Uniform Crime Reporting Program gathers only arrest data for Part II Offenses, however, SLCPD results displayed in this document display all Part II Offenses, regardless of the presence of arrest data.
ALL OTHER OFFENSES:	Under the Part II Offense section, 'All Other Offenses' include Peeping Tom, Trespass, Kidnap/Abduction, Pornography, Extortion/Blackmail, Bribery, Warrants, Sexual Offenses, Obstruction, Public Peace, and Hit & Run.
NON-UCR OFFENSES:	Non-UCR Offenses include reports for all other offenses not classified as a Part I or Part II Offense. Results displayed separate some of these offenses such as Ambulance Calls, Deaths, Missing Persons, Suicides, Suspicious Activity, and Traffic Accidents.
ALL OTHER NON-UCR:	Under the Non-UCR category, 'All Other' include the remainder of offenses not classified as Part I or Part II and not separated from the Non-UCR Offenses. These include things such as Loud Parties, Barking Dogs, Mentally Ill Subjects, Citizen Assistance, etc.
LOW NUMBER OFFENSES:	On page two, in the interest of space and allowing for easier viewing, the category titled 'Low Number Offenses' include Part I and Part II Offenses from page one that have totals under the amount of 52.

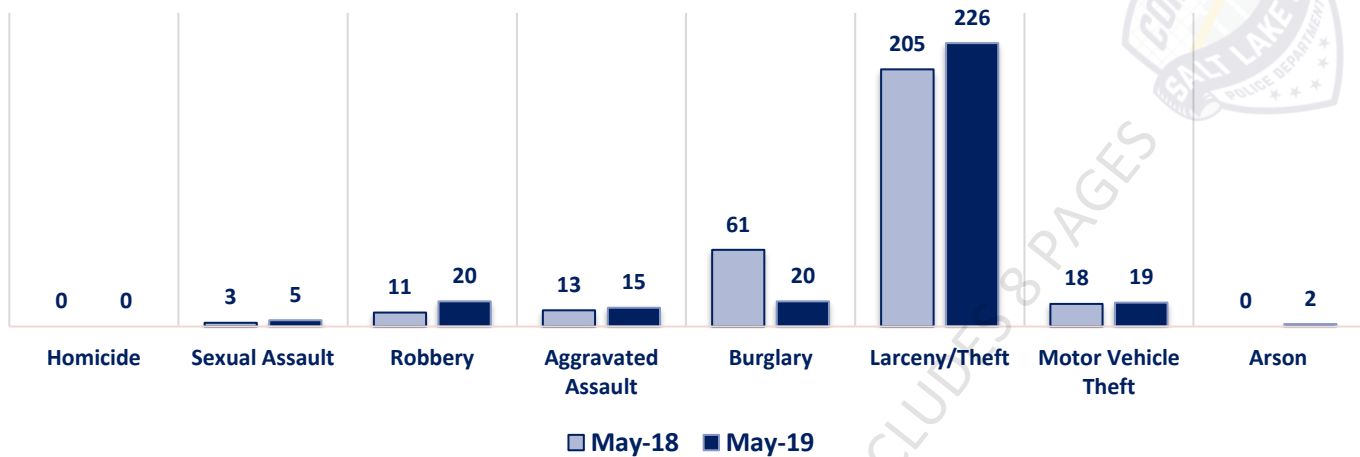
Offenses

PART I OFFENSES	OFFENSE	MAY 18	MAY 19	OFFENSE	MAY 18	MAY 19
	Homicide	0	0	Other Assaults	96	124
	Sexual Assault	3	5	Forgery/Counterfeit	17	21
	Robbery	11	20	Fraud	51	65
	Aggravated Assault	13	15	Embezzlement	1	0
	Burglary	61	20	Stolen Property	9	3
	Larceny/Theft	205	226	Vandalism	67	60
	Motor Vehicle Theft	18	19	Weapons	9	6
	Arson	0	2	Prostitution	30	4
	PART I TOTALS	311	307	Sex Offenses	7	4
NON-UCR OFFENSES	Ambulance Calls	64	55	Drug Abuse	146	111
	Deaths	7	8	Gambling	0	1
	Missing Persons	25	19	Family Offenses	47	55
	Suicides	1	0	DUI	13	14
	Suspicious Activity	24	31	Liquor Laws	16	2
	Traffic Accidents	104	152	Drunkenness	57	52
	All Other	356	343	Disorderly Conduct	29	42
	NON-UCR TOTALS	581	608	All Other Offenses	265	301
	PART I OFFENSES	311	307	Curfew/Loitering	2	0
	PART II OFFENSES	868	880	Runaway	6	15
TOTALS	NON-UCR OFFENSES	581	608	PART II TOTALS	868	880
TOTAL	1760	1795				

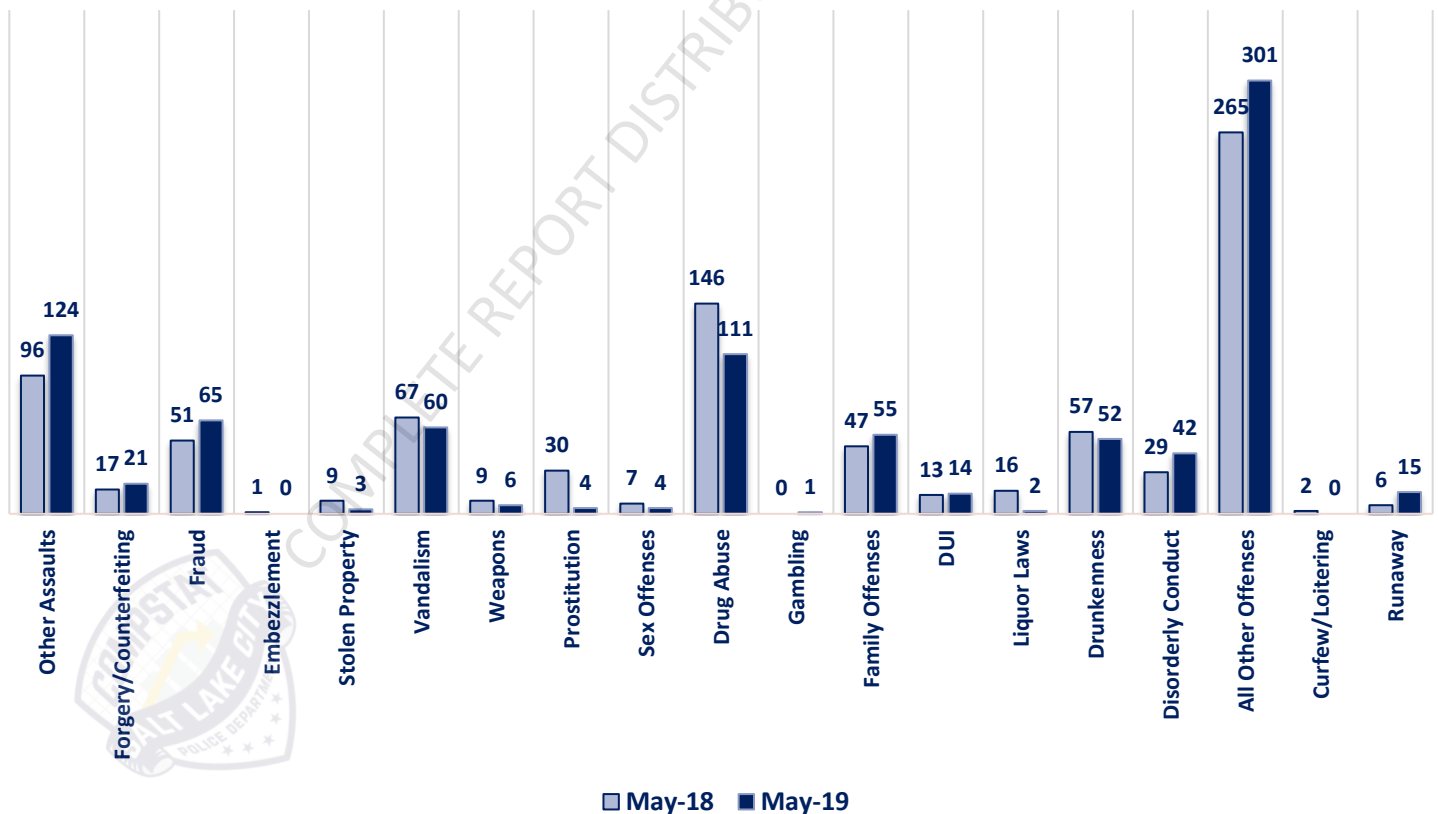
MAY 2019- PART I & II OFFENSE PERCENTAGES



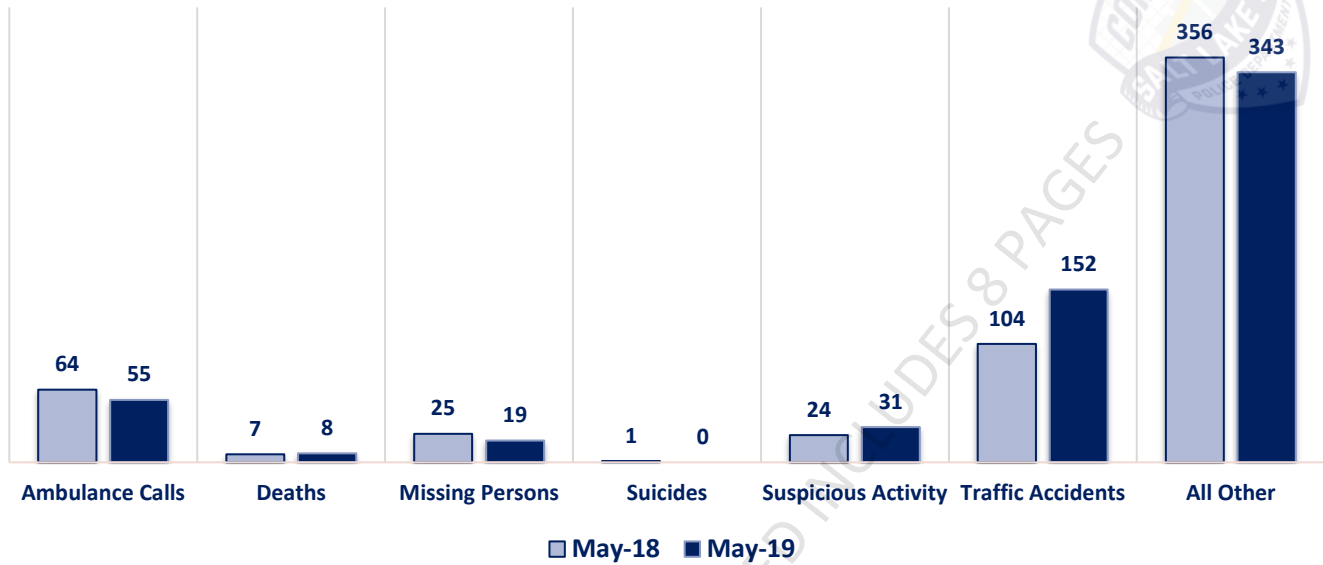
Part I Offenses



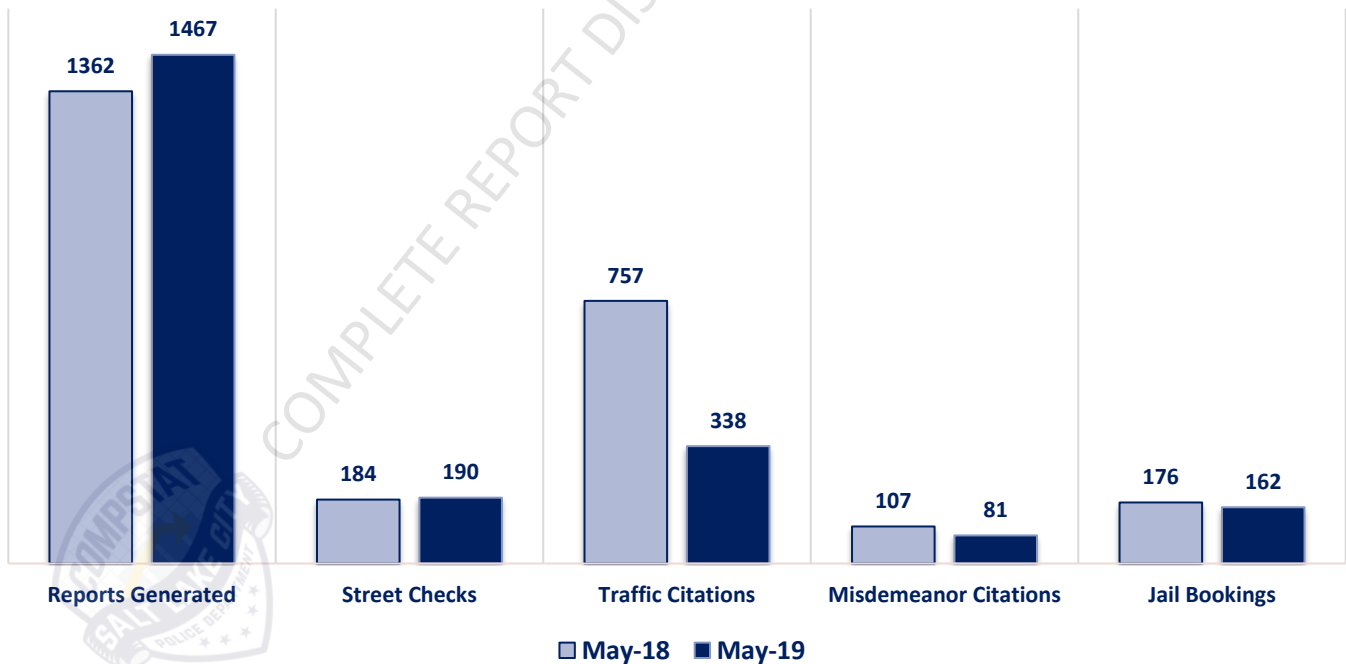
Part II Offenses



Non-UCR Offenses

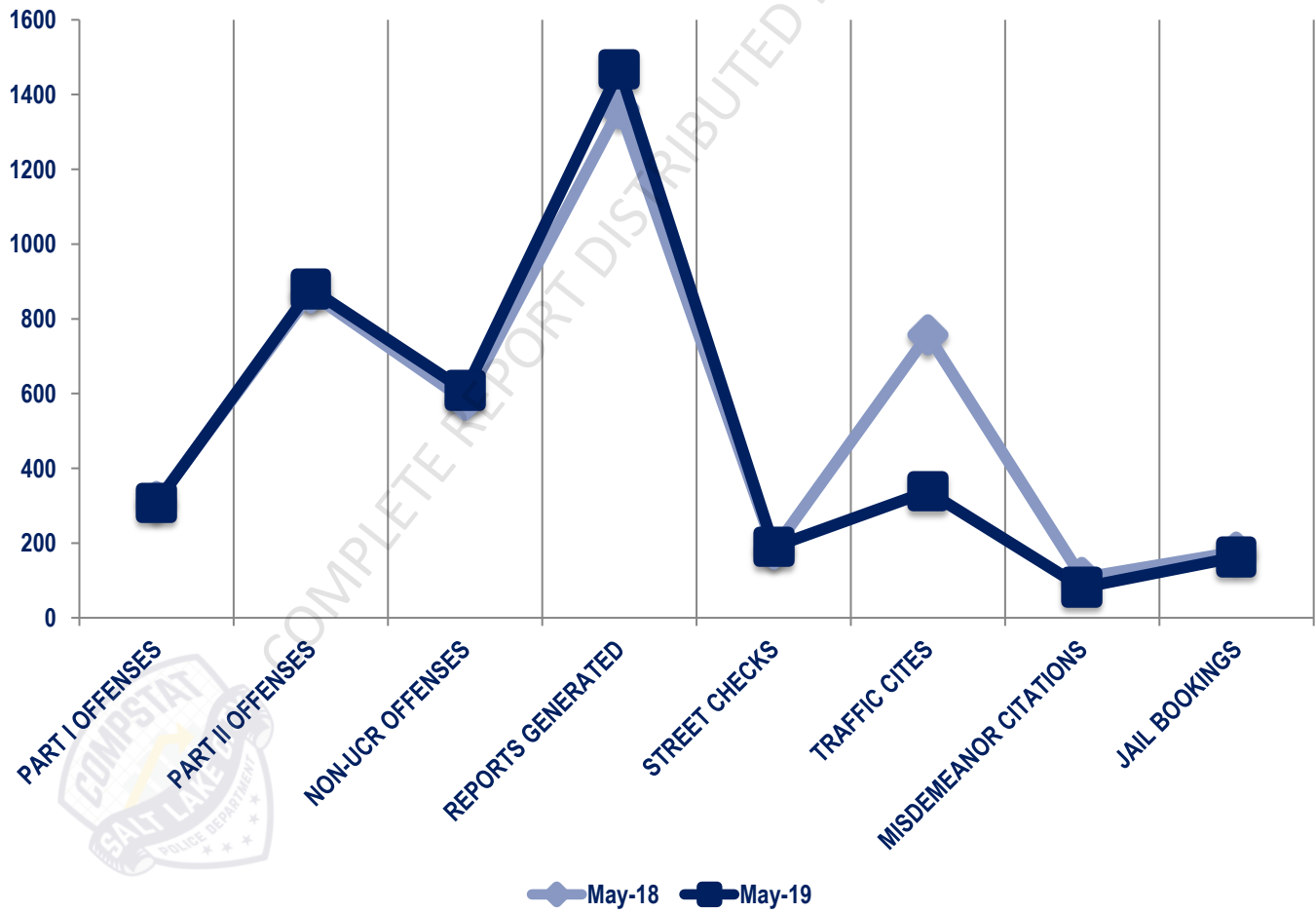


Other Event Totals



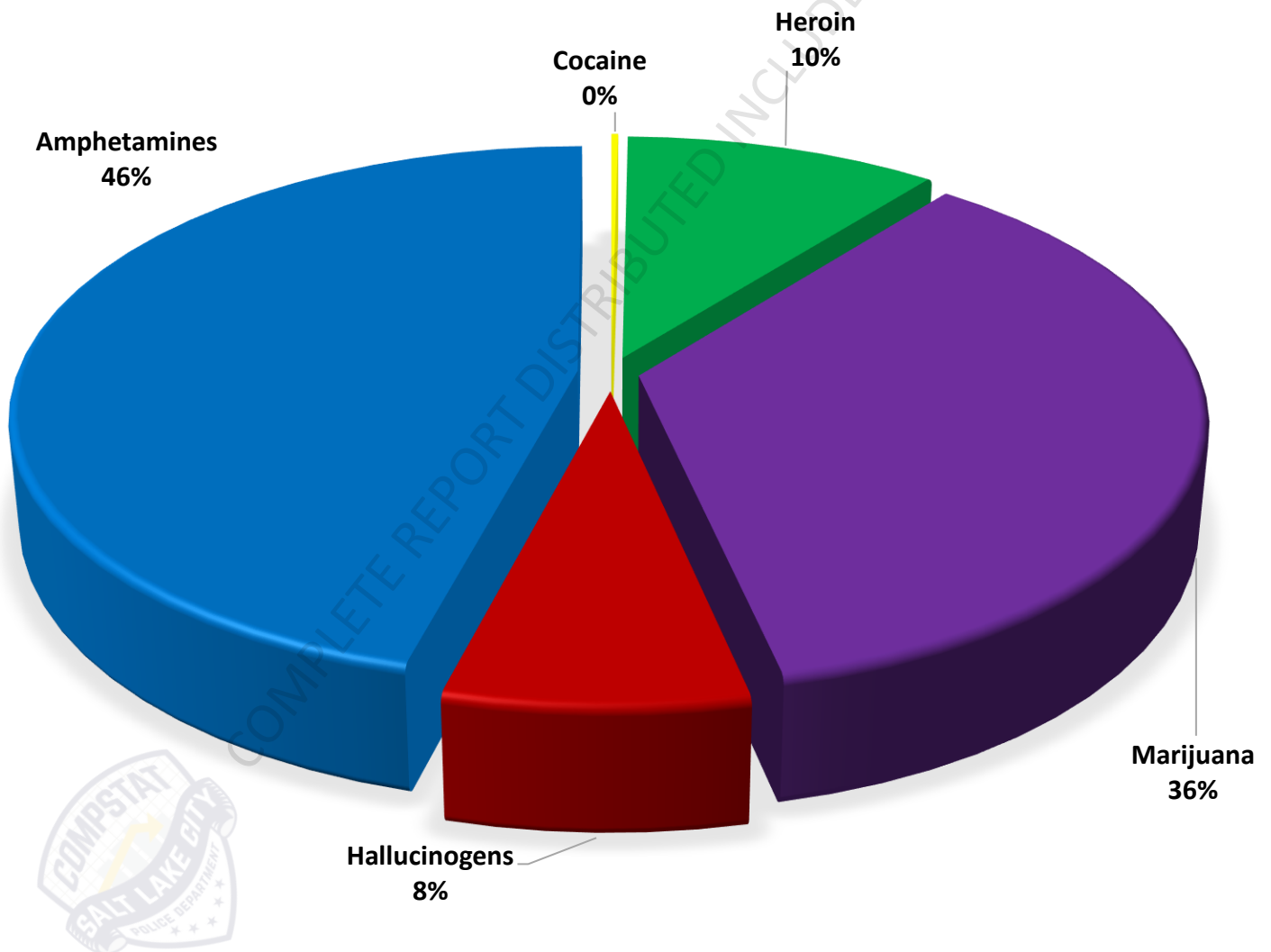
Combined Offense/Event Trends

	MAY 2018	MAY 2019
Part I Offenses	311	307
Part II Offenses	868	880
NonUCR Offenses	581	608
Reports Generated	1362	1467
Street Checks	184	190
Traffic Citations	757	338
Misdemeanor Citations	107	81
Jail Bookings	176	162

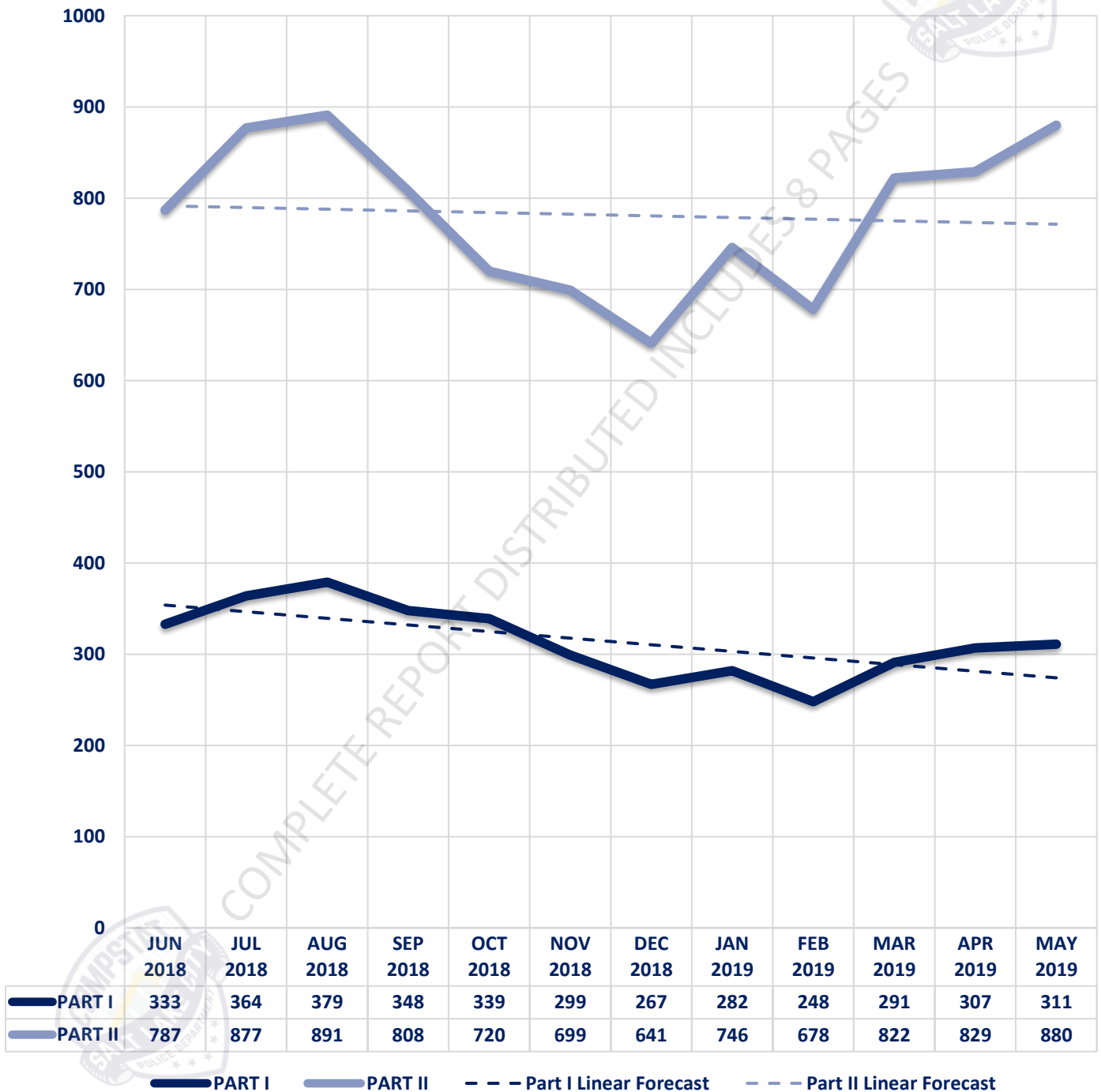


Seized Drugs

TYPE	DOSES	STREET VALUE
Cocaine	4.0	\$ 40.00
Heroin	186.0	\$ 1,860.00
Marijuana	640.8	\$ 3,844.65
Hallucinogens	133.8	\$ 267.63
Amphetamines	818.6	\$ 8,186.00
TOTAL	1783.2	\$ 14,198.27



Part I & II Offenses - One Year





CITY COUNCIL DISTRICT #4 MONTHLY OFFENSE SUMMARY

JUNE 2019

These figures represent preliminary counts of original Police Incident Reports and include all offenses within the above listed City Council District only. Full statistical analysis to determine the confidence level of this data has not been performed. The results contained herein are approximate in relation to the listed area and may not fully coincide with data shown in other areas of SLCPD's Crime Statistics page such as Calls for Service, Crimes Trending, and Crime Reports due to and reflective of departmental procedures that were in place at the time the event occurred and the date this data was compiled. Results displayed are not distinguished as attempted or completed crimes, do not include other calls for police service, and only represent police service where a report was made. Police Incident Reports are classified by primary offense categories as defined by the Uniform Crime Reporting (UCR) system, however for this report all offenses are included, and each incident may have more than one offense listed on it. In cases where there is more than one offense listed, all offenses are counted individually. Although every reasonable verification effort is made, the accuracy of any data is subject to the constraints of the report generation process as well as the manner, format, and point in time of any query.

PART I OFFENSES:	Chosen by the FBI as Part I Offenses because they are serious crimes that occur with regularity in all areas of the country and are likely to be reported to Police.
PART II OFFENSES:	All other crimes other than the eight Part I Offenses. The Uniform Crime Reporting Program gathers only arrest data for Part II Offenses, however, SLCPD results displayed in this document display all Part II Offenses, regardless of the presence of arrest data.
ALL OTHER OFFENSES:	Under the Part II Offense section, 'All Other Offenses' include Peeping Tom, Trespass, Kidnap/Abduction, Pornography, Extortion/Blackmail, Bribery, Warrants, Sexual Offenses, Obstruction, Public Peace, and Hit & Run.
NON-UCR OFFENSES:	Non-UCR Offenses include reports for all other offenses not classified as a Part I or Part II Offense. Results displayed separate some of these offenses such as Ambulance Calls, Deaths, Missing Persons, Suicides, Suspicious Activity, and Traffic Accidents.
ALL OTHER NON-UCR:	Under the Non-UCR category, 'All Other' include the remainder of offenses not classified as Part I or Part II and not separated from the Non-UCR Offenses. These include things such as Loud Parties, Barking Dogs, Mentally Ill Subjects, Citizen Assistance, etc.
LOW NUMBER OFFENSES:	On page two, in the interest of space and allowing for easier viewing, the category titled 'Low Number Offenses' include Part I and Part II Offenses from page one that have totals under the amount of 39.

Offenses

PART I OFFENSES

OFFENSE	JUN 18	JUN 19
Homicide	1	1
Sexual Assault	12	7
Robbery	9	10
Aggravated Assault	23	17
Burglary	21	29
Larceny/Theft	243	244
Motor Vehicle Theft	27	24
Arson	1	0
PART I TOTALS	337	332

NON-UCR OFFENSES

Ambulance Calls	85	91
Deaths	10	3
Missing Persons	14	21
Suicides	4	1
Suspicious Activity	25	30
Traffic Accidents	118	129
All Other	346	353
NON-UCR TOTALS	602	628

TOTALS

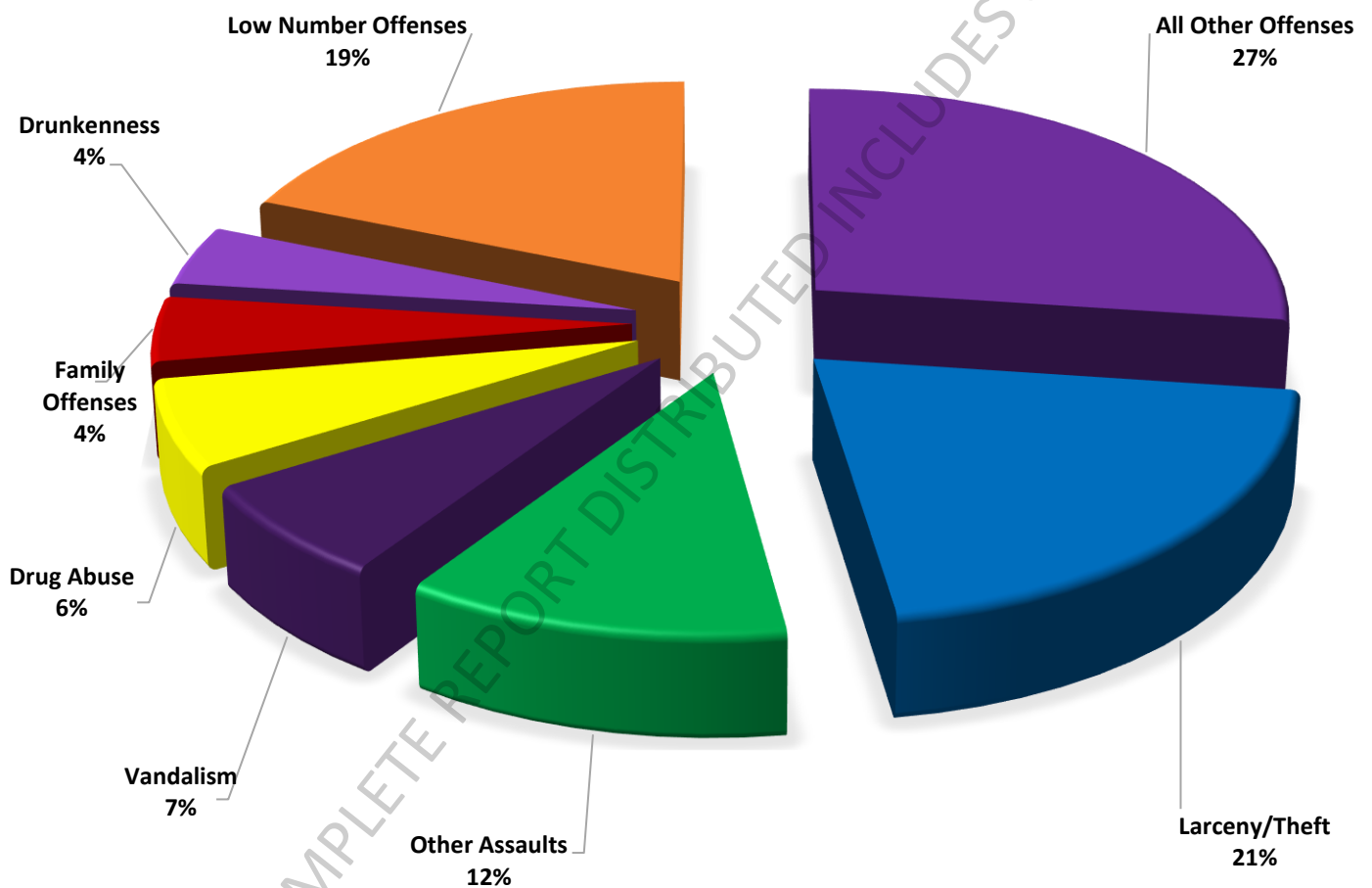
PART I OFFENSES	337	332
PART II OFFENSES	798	852
NON-UCR OFFENSES	602	628
TOTAL	1737	1812

PART II OFFENSES

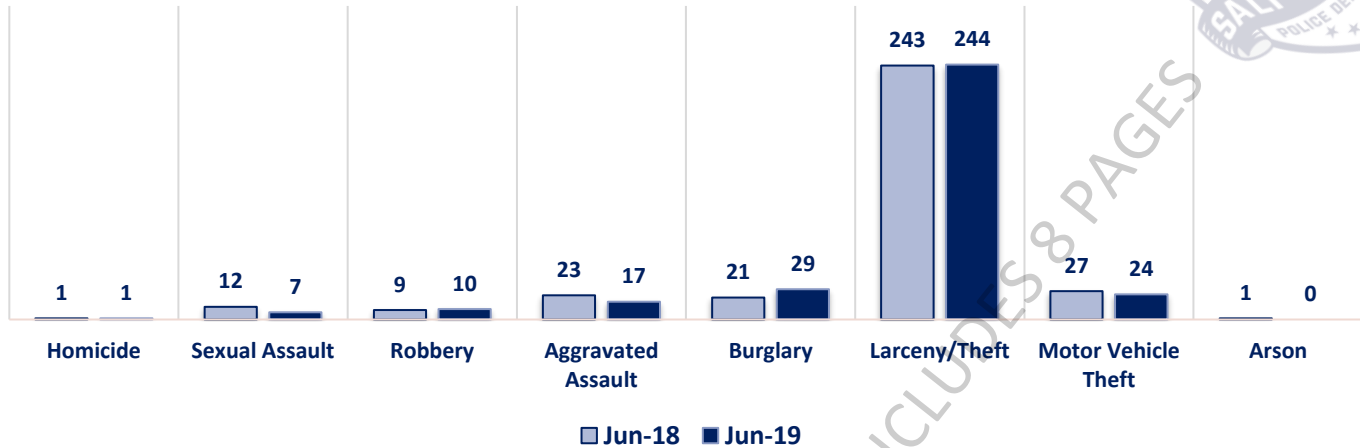
OFFENSE	JUN 18	JUN 19
Other Assaults	98	139
Forgery/Counterfeit	18	12
Fraud	55	39
Embezzlement	0	0
Stolen Property	3	7
Vandalism	72	80
Weapons	3	4
Prostitution	4	5
Sex Offenses	5	5
Drug Abuse	86	73
Gambling	1	1
Family Offenses	58	54
DUI	12	15
Liquor Laws	9	3
Drunkenness	63	50
Disorderly Conduct	35	36
All Other Offenses	266	321
Curfew/Loitering	1	1
Runaway	9	7
PART II TOTALS	798	852



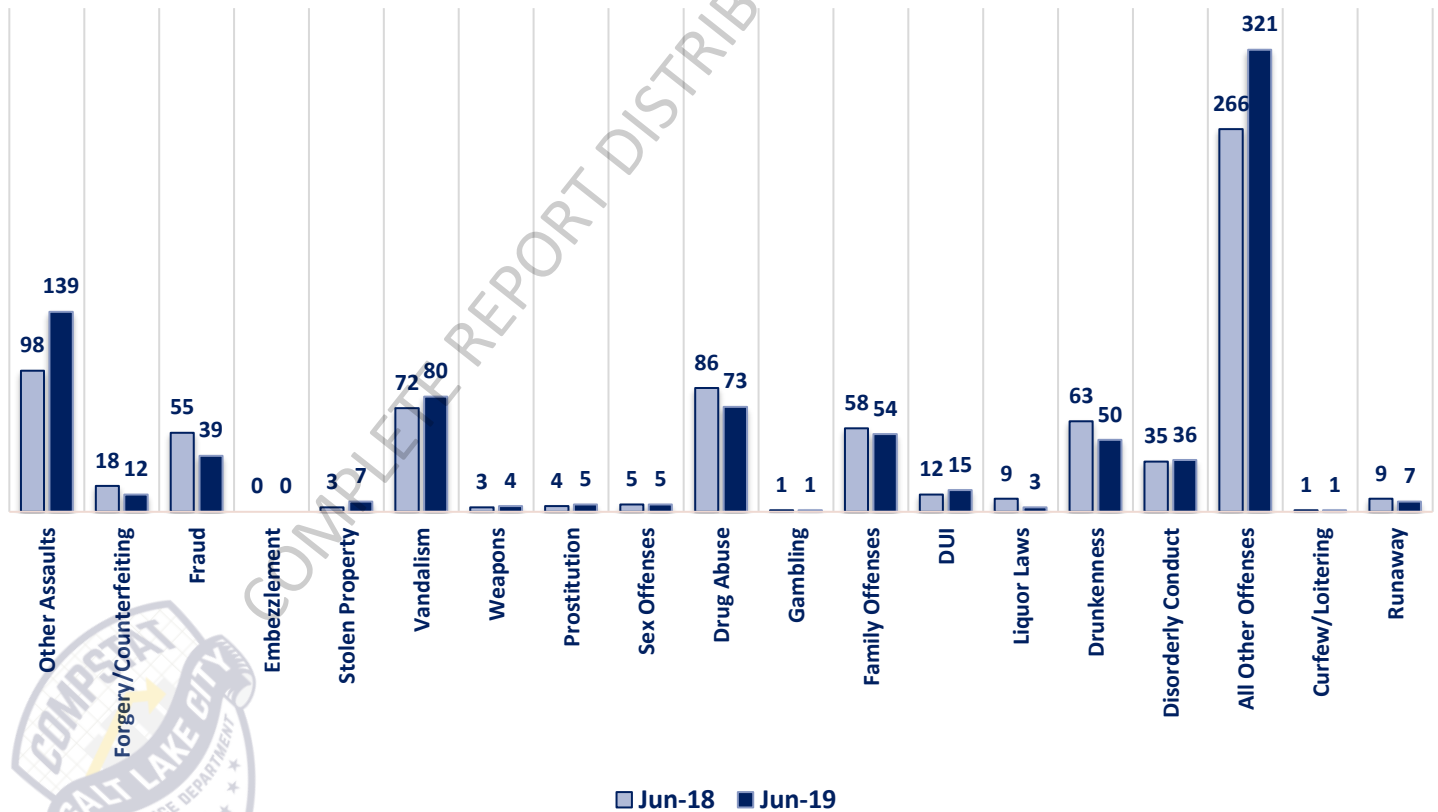
JUNE 2019 - PART I & II OFFENSE PERCENTAGES



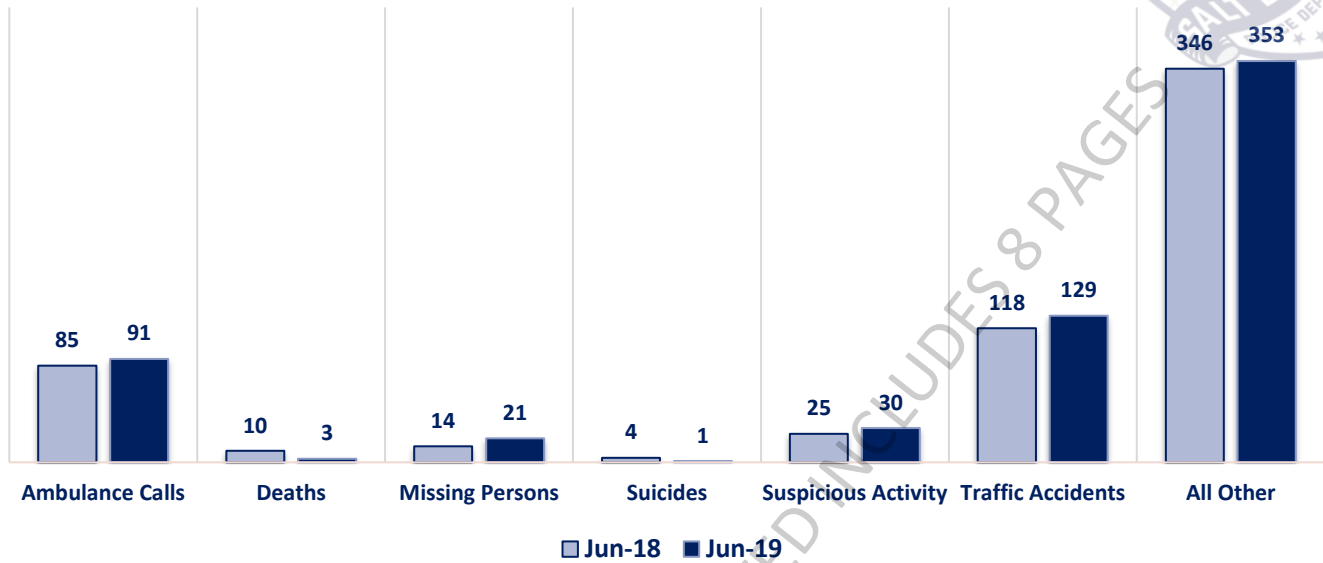
Part I Offenses



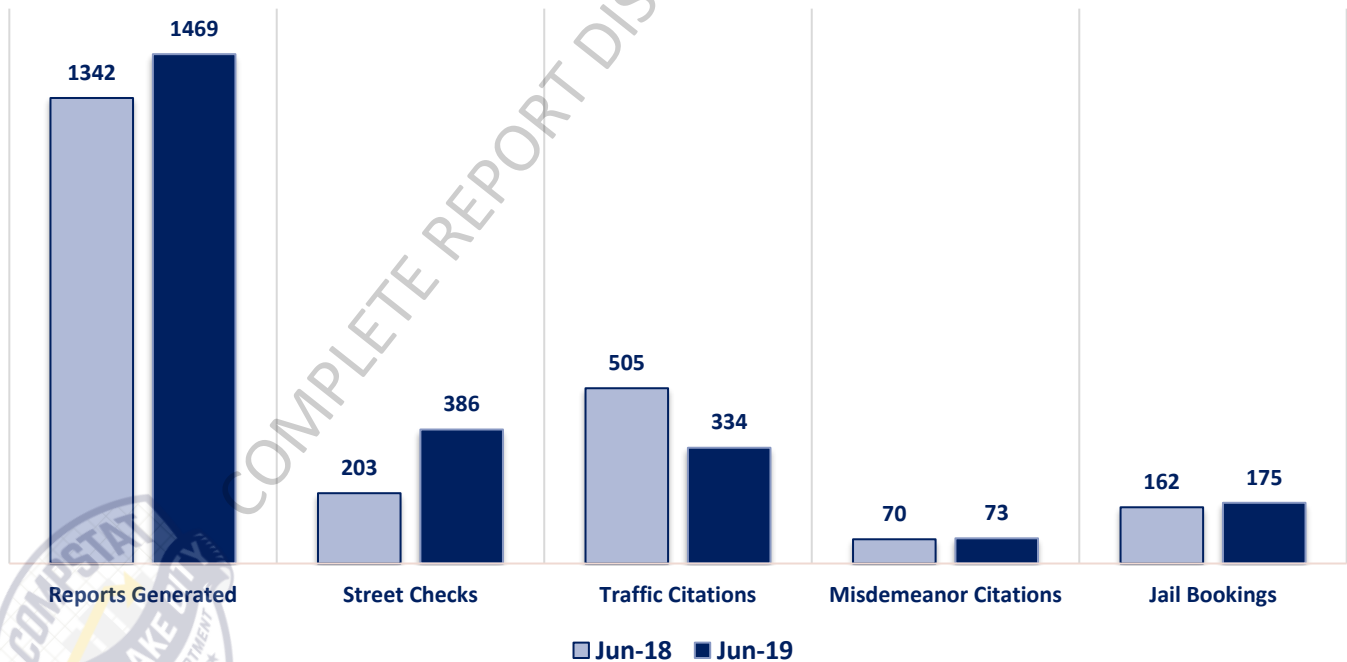
Part II Offenses



Non-UCR Offenses

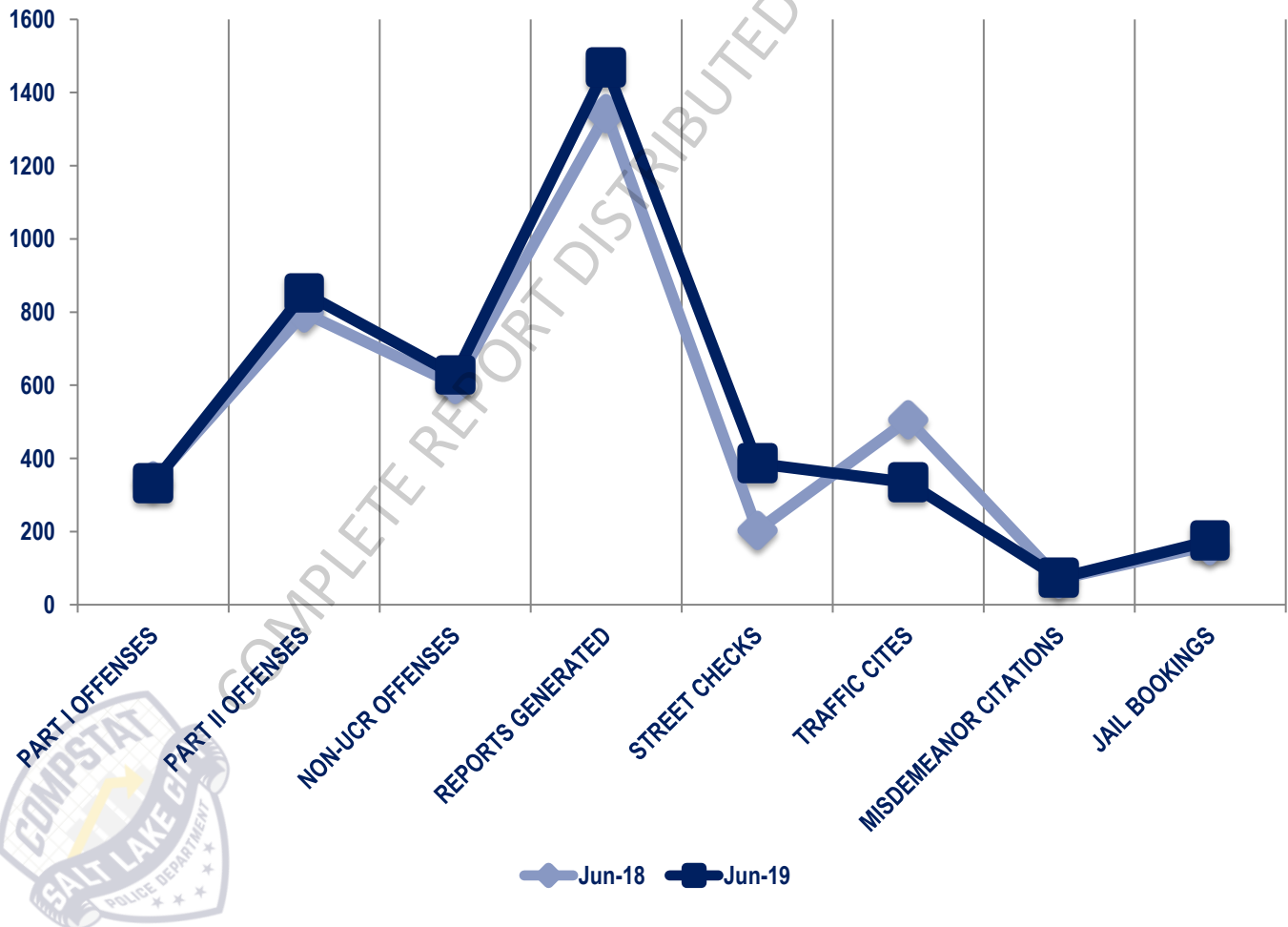


Other Event Totals



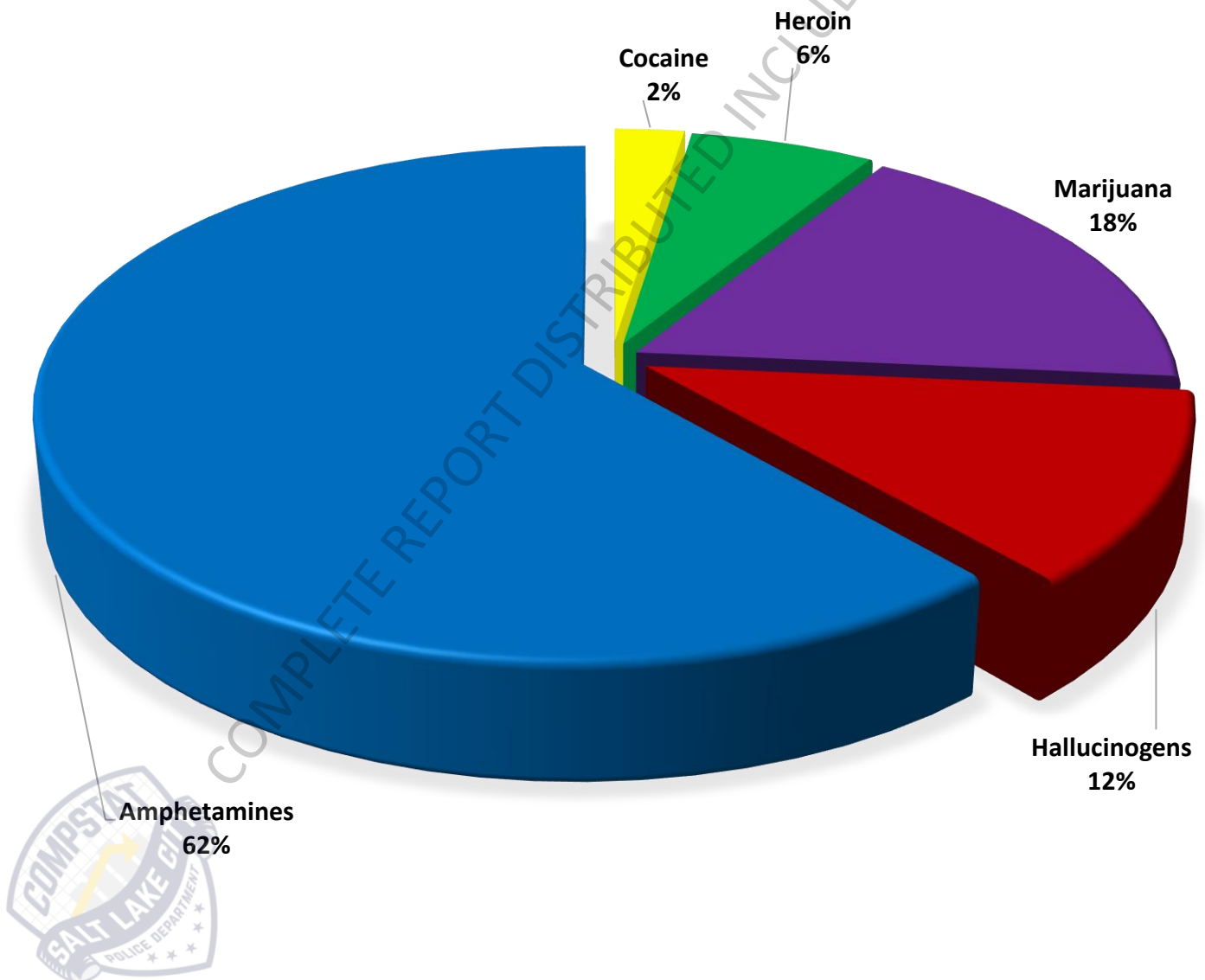
Combined Offense/Event Trends


	JUNE 2018	JUNE 2019
Part I Offenses	337	332
Part II Offenses	798	852
NonUCR Offenses	602	628
Reports Generated	1342	1469
Street Checks	203	386
Traffic Citations	505	334
Misdemeanor Citations	70	73
Jail Bookings	162	175



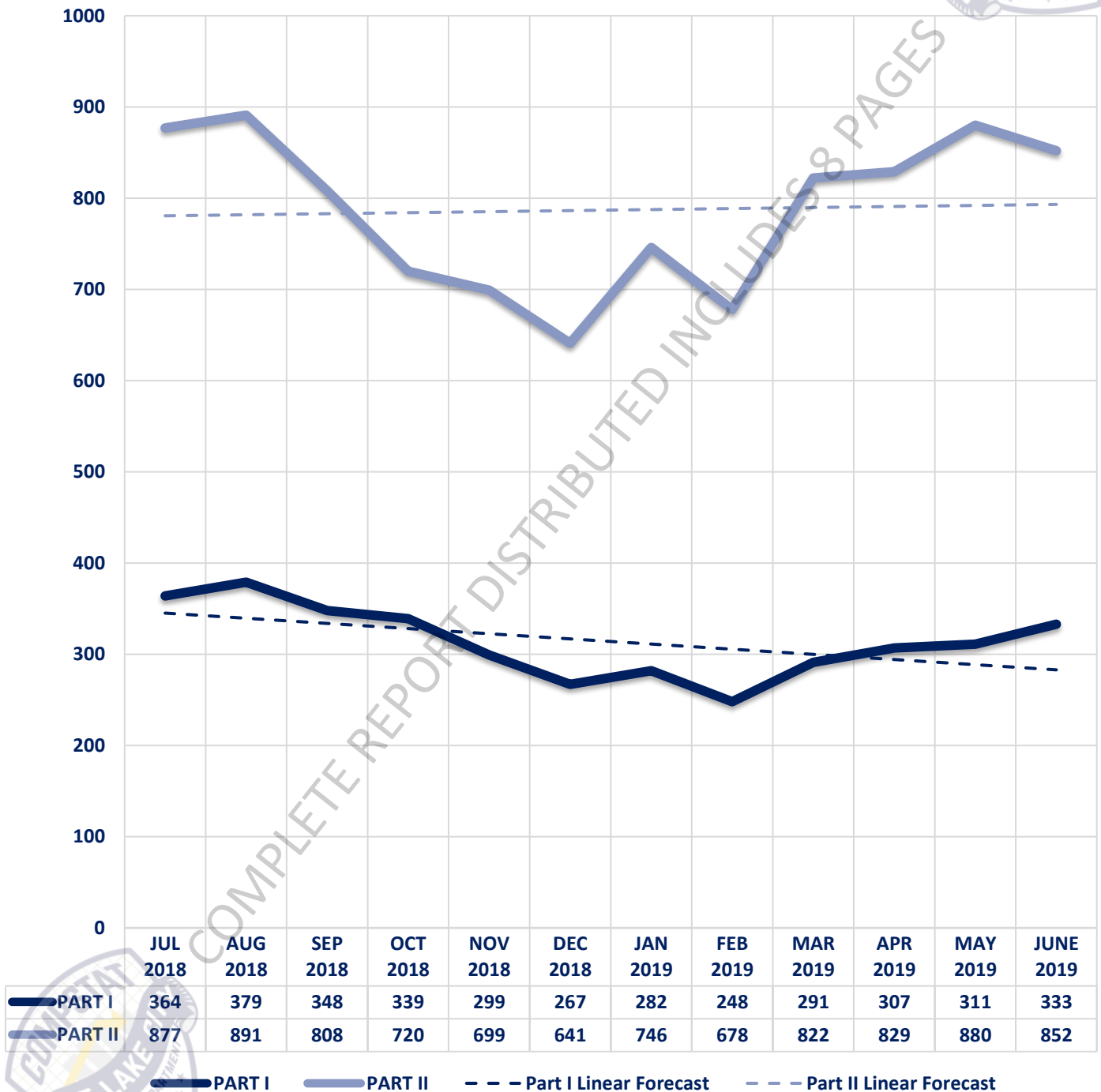
Seized Drugs

TYPE	DOSES	STREET VALUE
Cocaine	173.0	\$ 1,730.00
Heroin	457.1	\$ 4,571.00
Marijuana	1261.6	\$ 7,569.45
Hallucinogens	862.1	\$ 1,724.28
Amphetamines	4387.1	\$ 43,870.55
TOTAL	7140.9	\$ 59,465.28





Part I & II Offenses - One Year





CITY COUNCIL DISTRICT #4

MONTHLY OFFENSE SUMMARY

JULY 2019

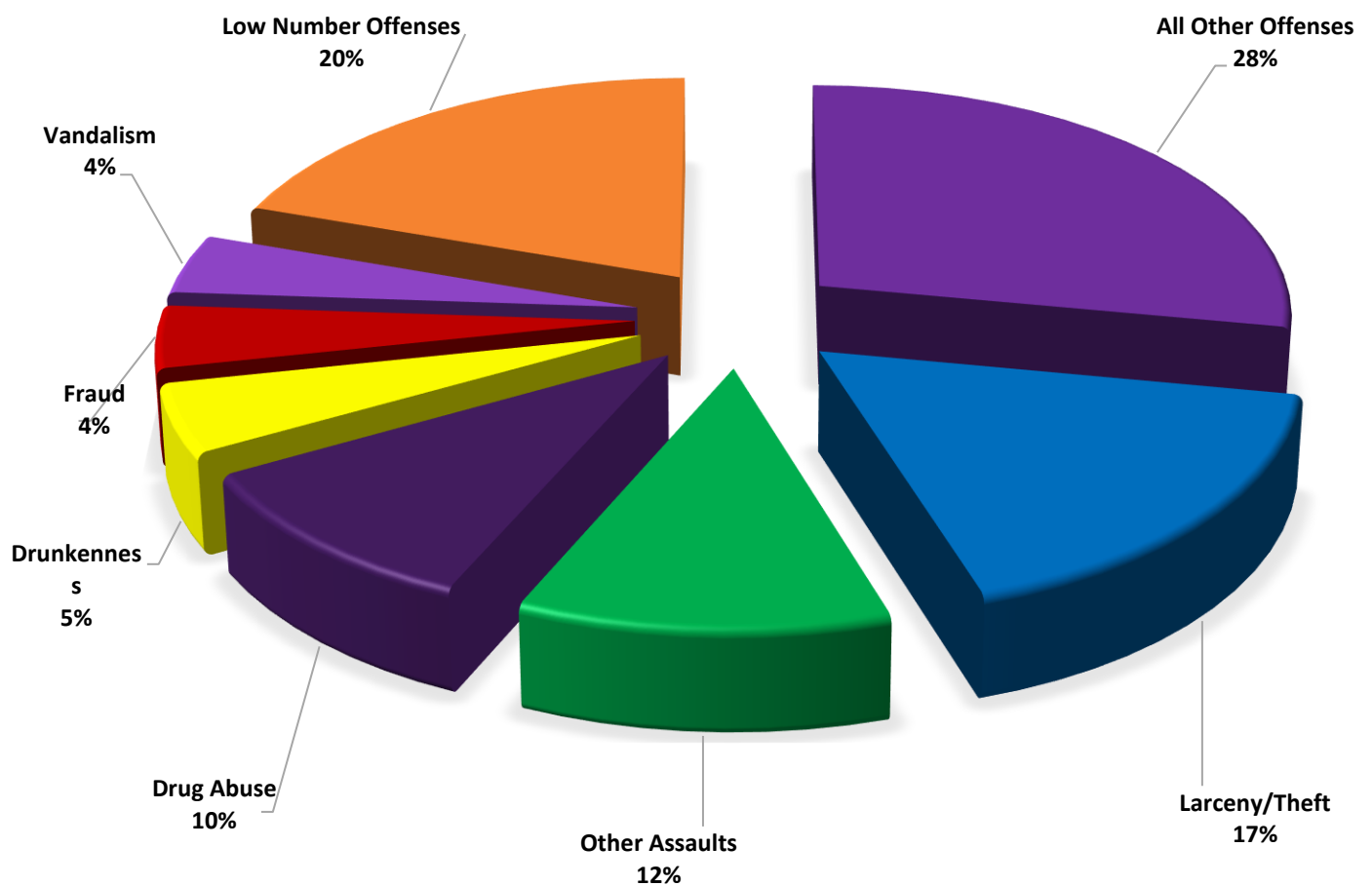
These figures represent preliminary counts of original Police Incident Reports and include all offenses within the above listed City Council District only. Full statistical analysis to determine the confidence level of this data has not been performed. The results contained herein are approximate in relation to the listed area and may not fully coincide with data shown in other areas of SLCPD's Crime Statistics page such as Calls for Service, Crimes Trending, and Crime Reports due to and reflective of departmental procedures that were in place at the time the event occurred and the date this data was compiled. Results displayed are not distinguished as attempted or completed crimes, do not include other calls for police service, and only represent police service where a report was made. Police Incident Reports are classified by primary offense categories as defined by the Uniform Crime Reporting (UCR) system, however for this report all offenses are included, and each incident may have more than one offense listed on it. In cases where there is more than one offense listed, all offenses are counted individually. Although every reasonable verification effort is made, the accuracy of any data is subject to the constraints of the report generation process as well as the manner, format, and point in time of any query.

PART I OFFENSES:	Chosen by the FBI as Part I Offenses because they are serious crimes that occur with regularity in all areas of the country and are likely to be reported to Police.
PART II OFFENSES:	All other crimes other than the eight Part I Offenses. The Uniform Crime Reporting Program gathers only arrest data for Part II Offenses, however, SLCPD results displayed in this document display all Part II Offenses, regardless of the presence of arrest data.
ALL OTHER OFFENSES:	Under the Part II Offense section, 'All Other Offenses' include Peeping Tom, Trespass, Kidnap/Abduction, Pornography, Extortion/Blackmail, Bribery, Warrants, Sexual Offenses, Obstruction, Public Peace, and Hit & Run.
NON-UCR OFFENSES:	Non-UCR Offenses include reports for all other offenses not classified as a Part I or Part II Offense. Results displayed separate some of these offenses such as Ambulance Calls, Deaths, Missing Persons, Suicides, Suspicious Activity, and Traffic Accidents.
ALL OTHER NON-UCR:	Under the Non-UCR category, 'All Other' include the remainder of offenses not classified as Part I or Part II and not separated from the Non-UCR Offenses. These include things such as Loud Parties, Barking Dogs, Mentally Ill Subjects, Citizen Assistance, etc.
LOW NUMBER OFFENSES:	On page two, in the interest of space and allowing for easier viewing, the category titled 'Low Number Offenses' include Part I and Part II Offenses from page one that have totals under the amount of 43.

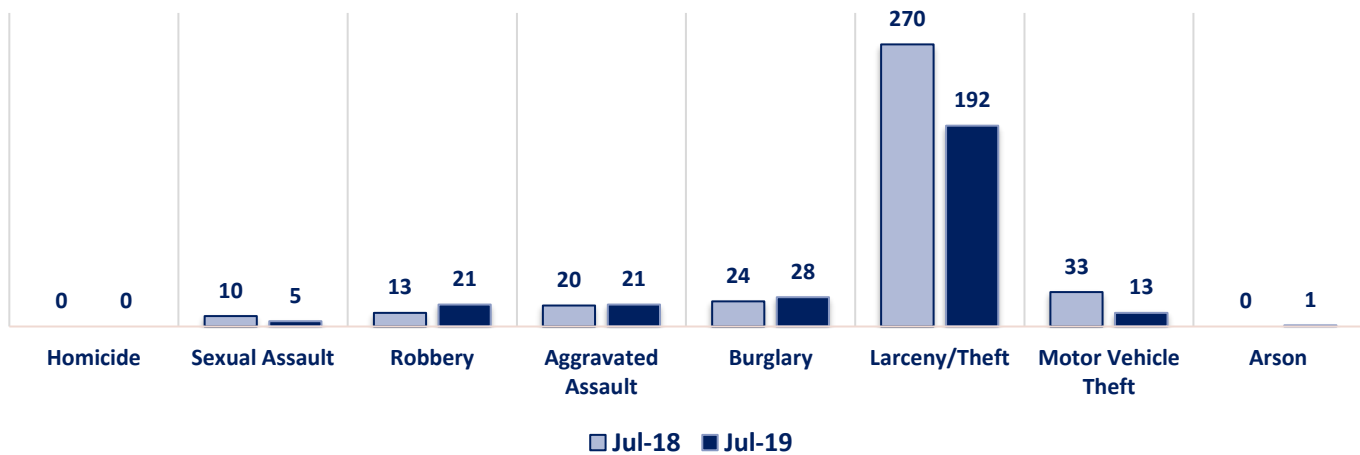
Offenses

PART I OFFENSES	OFFENSE	JULY 18	JULY 19	OFFENSE	JULY 18	JULY 19
	Homicide	0	0	Other Assaults	104	127
	Sexual Assault	10	5	Forgery/Counterfeit	15	9
	Robbery	13	21	Fraud	71	49
	Aggravated Assault	20	21	Embezzlement	0	0
	Burglary	24	28	Stolen Property	11	4
	Larceny/Theft	270	192	Vandalism	68	47
	Motor Vehicle Theft	33	13	Weapons	4	6
	Arson	0	1	Prostitution	7	2
NON-UCR OFFENSES	PART I TOTALS	370	281	Sex Offenses	10	2
	Ambulance Calls	72	98	Drug Abuse	135	114
	Deaths	7	11	Gambling	0	1
	Missing Persons	15	26	Family Offenses	43	43
	Suicides	2	1	DUI	14	13
	Suspicious Activity	34	36	Liquor Laws	17	4
	Traffic Accidents	117	138	Drunkenness	47	54
	All Other	355	385	Disorderly Conduct	21	36
	NON-UCR TOTALS	602	695	All Other Offenses	320	311
TOTALS	PART I OFFENSES	370	281	Curfew/Loitering	0	0
	PART II OFFENSES	894	832	Runaway	7	10
	NON-UCR OFFENSES	602	695	PART II TOTALS	894	832
	TOTAL	1866	1808			

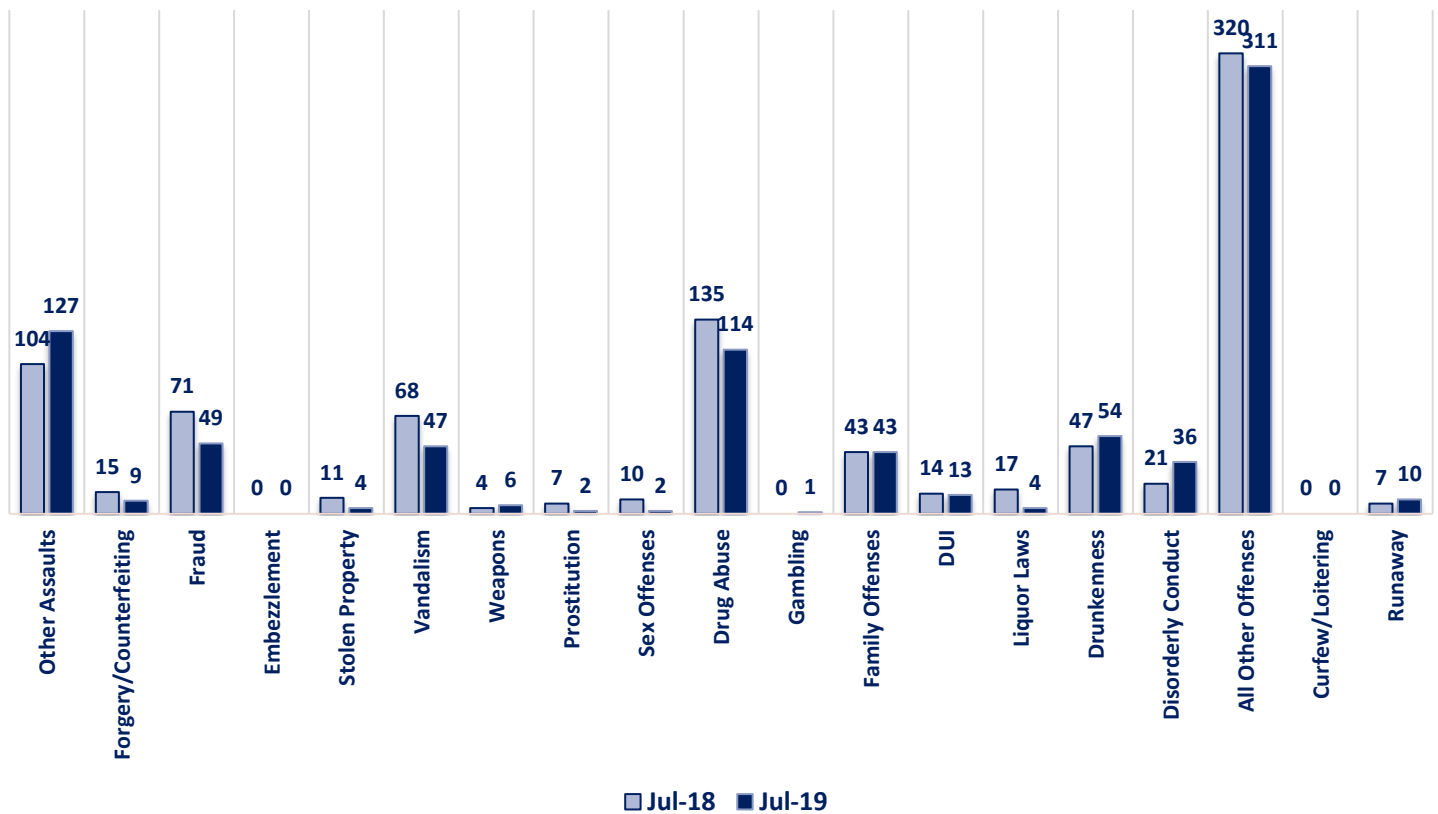
JULY 2019 - PART I & II OFFENSE PERCENTAGES



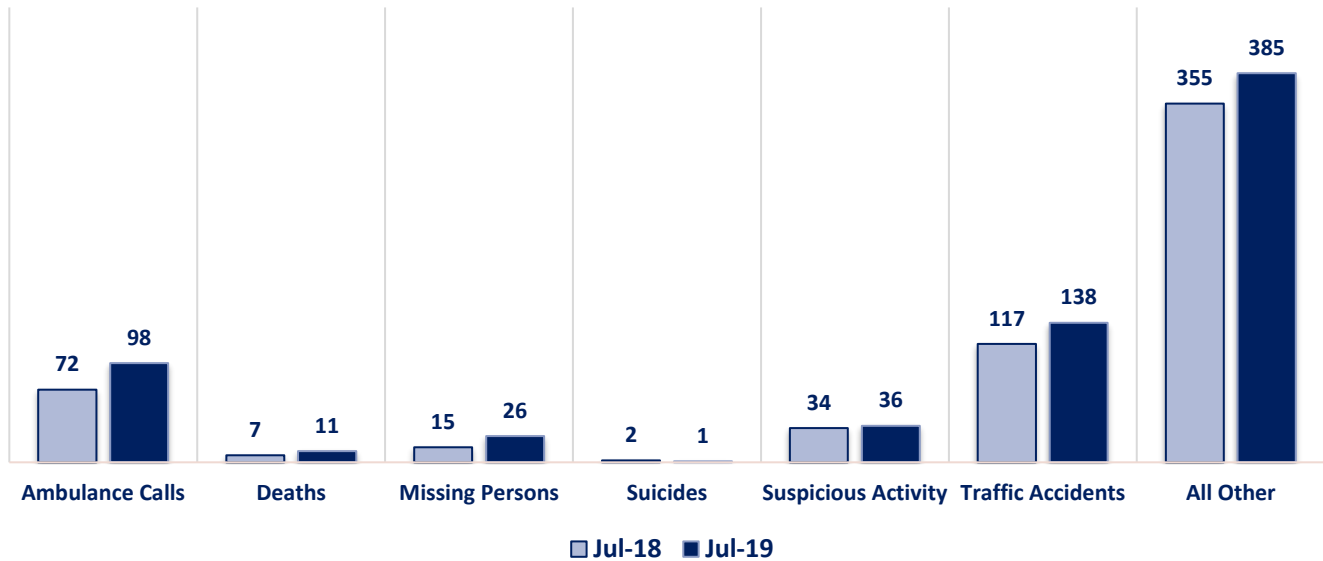
Part I Offenses



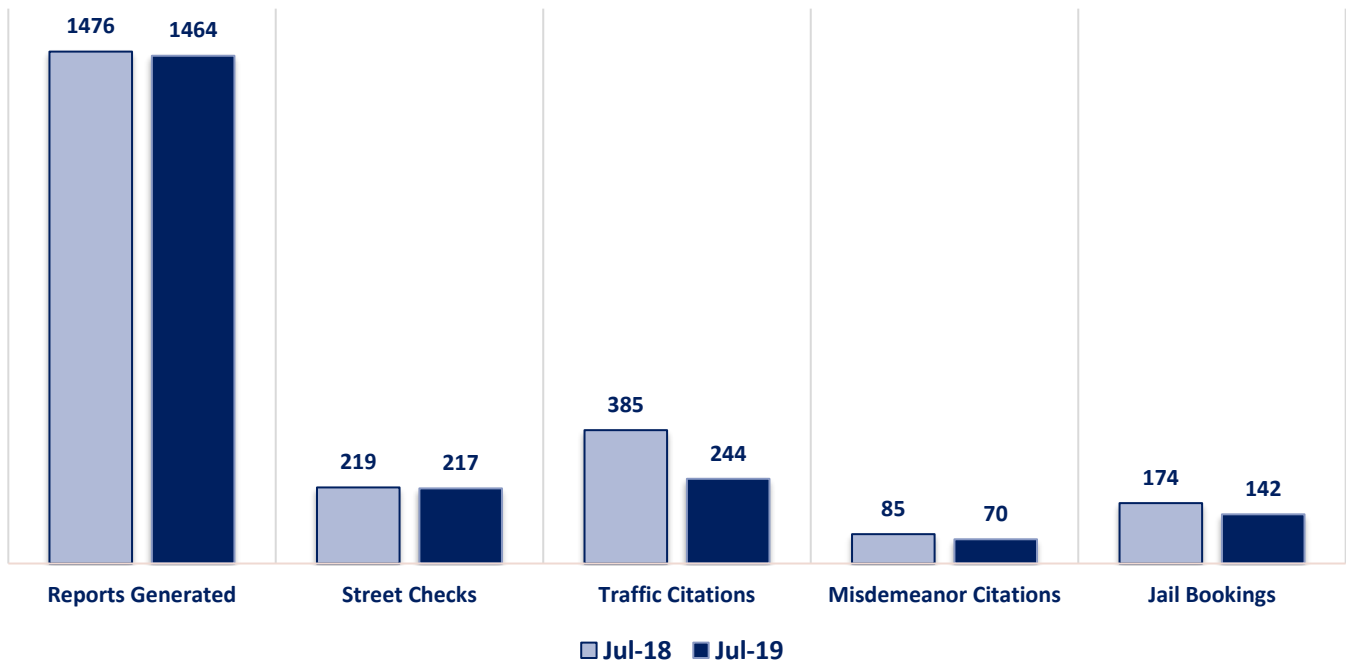
Part II Offenses



Non-UCR Offenses

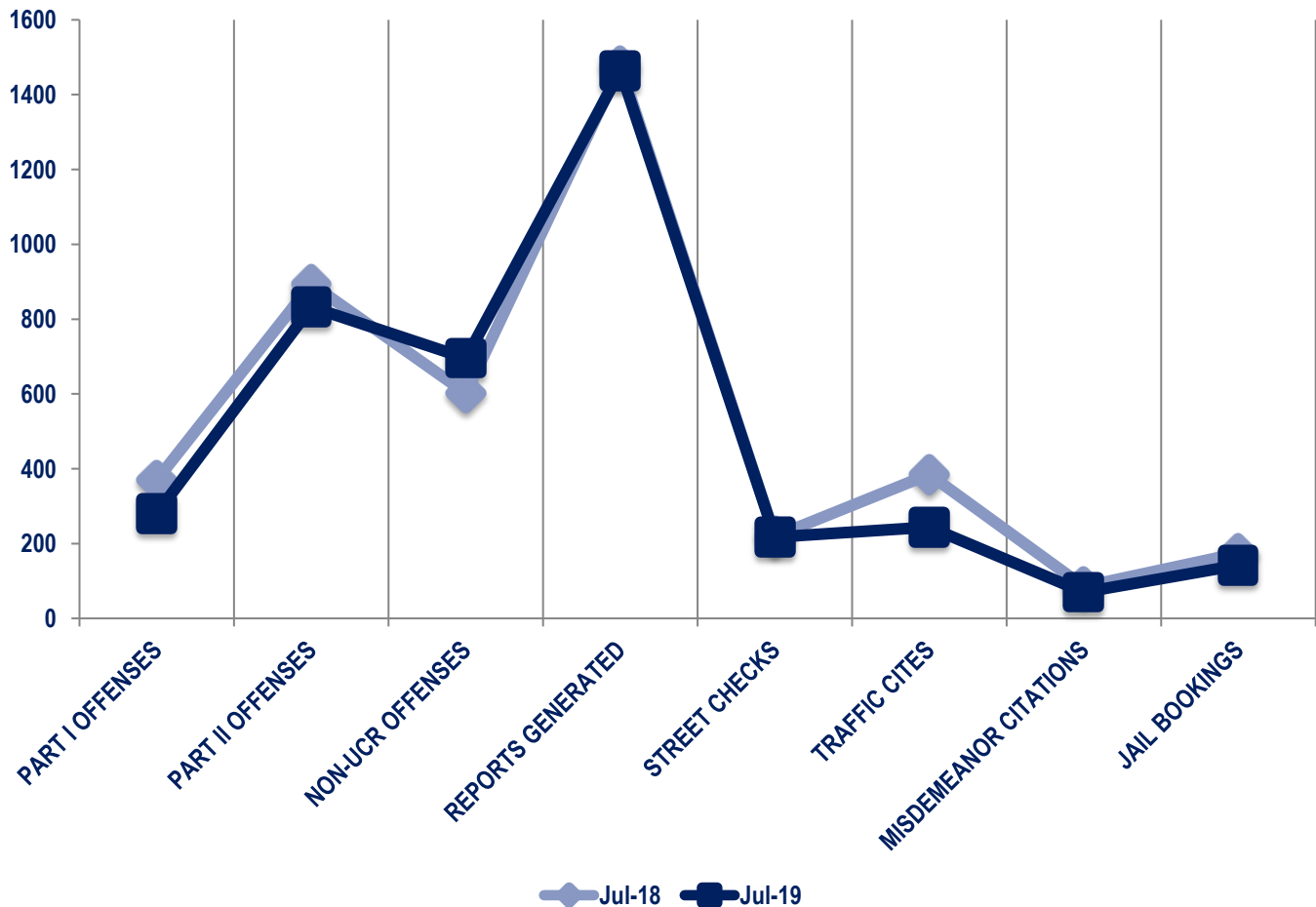


Other Event Totals



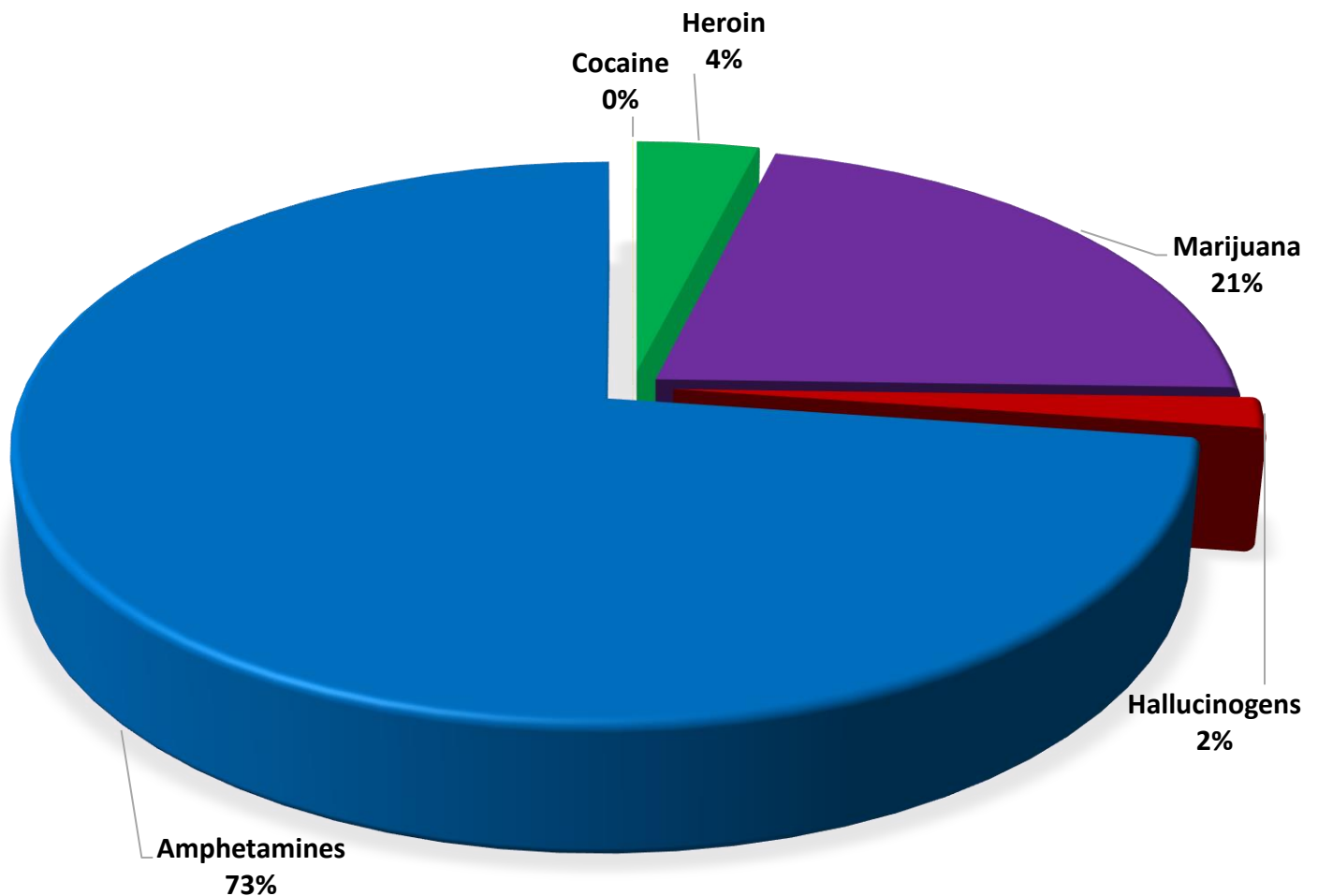
Combined Offense/Event Trends

	JULY 2018	JULY 2019
Part I Offenses	370	281
Part II Offenses	894	832
NonUCR Offenses	602	695
Reports Generated	1476	1464
Street Checks	219	217
Traffic Citations	385	244
Misdemeanor Citations	85	70
Jail Bookings	174	142

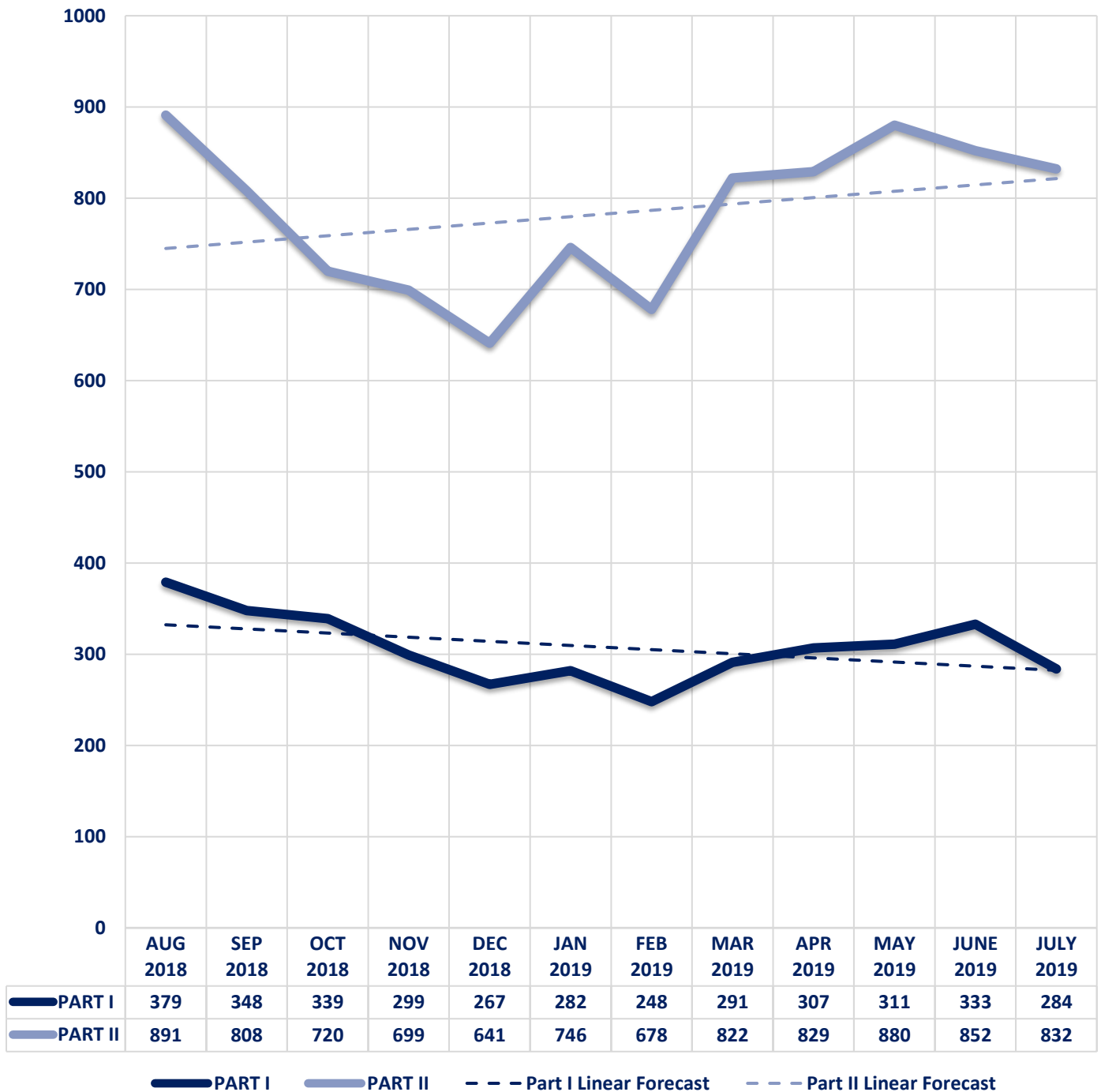


Seized Drugs

TYPE	DOSES	STREET VALUE
Cocaine	1.5	\$ 15.00
Heroin	307.5	\$ 3,075.00
Marijuana	1696.5	\$ 10,179.20
Hallucinogens	139.9	\$ 279.84
Amphetamines	5728.7	\$ 57,287.00
TOTAL	7874.2	\$ 70,836.03



Part I & II Offenses - One Year





CITY COUNCIL DISTRICT #4

MONTHLY OFFENSE SUMMARY

AUGUST 2019

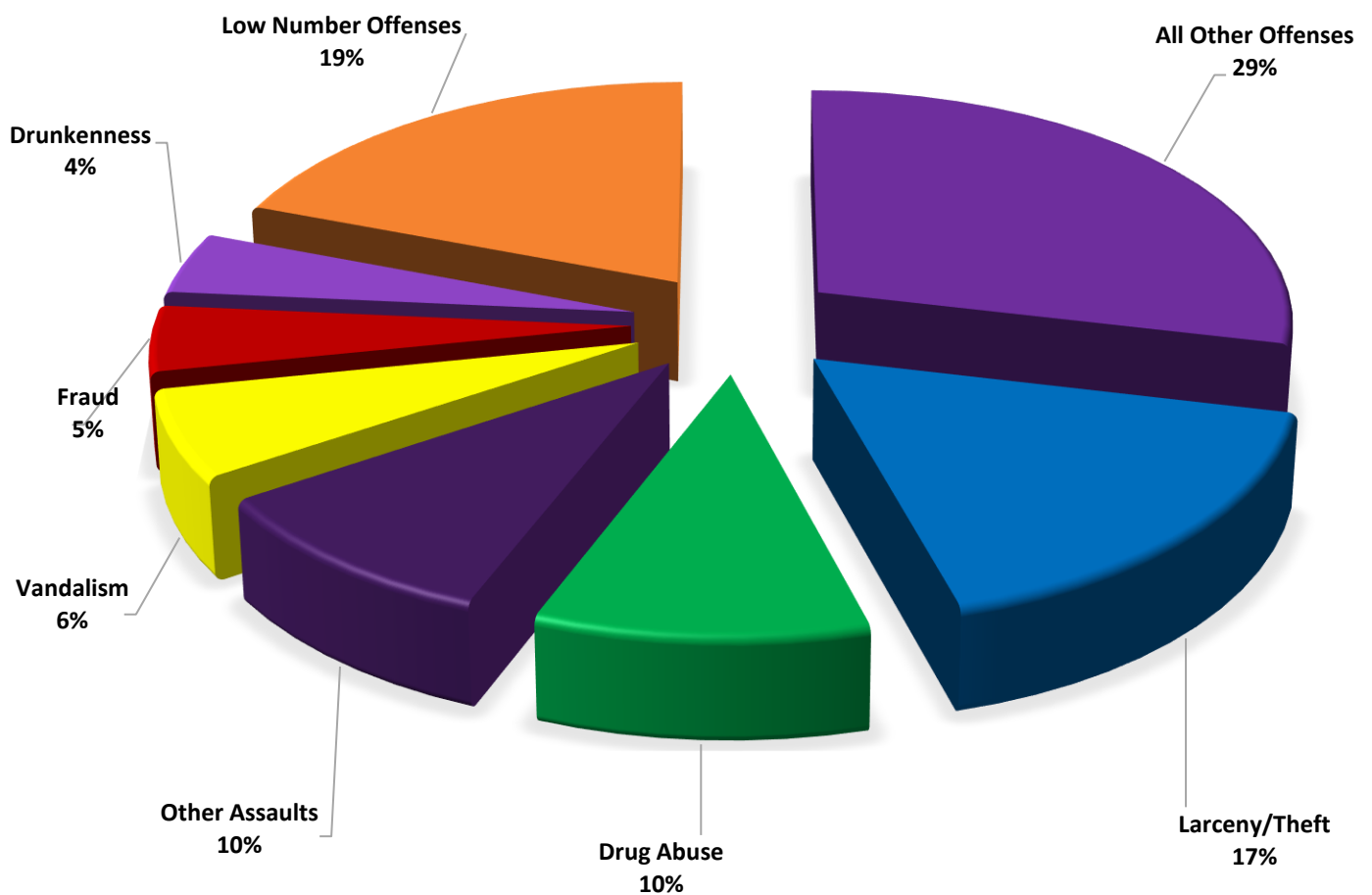
These figures represent preliminary counts of original Police Incident Reports and include all offenses within the above listed City Council District only. Full statistical analysis to determine the confidence level of this data has not been performed. The results contained herein are approximate in relation to the listed area and may not fully coincide with data shown in other areas of SLCPD's Crime Statistics page such as Calls for Service, Crimes Trending, and Crime Reports due to and reflective of departmental procedures that were in place at the time the event occurred and the date this data was compiled. Results displayed are not distinguished as attempted or completed crimes, do not include other calls for police service, and only represent police service where a report was made. Police Incident Reports are classified by primary offense categories as defined by the Uniform Crime Reporting (UCR) system, however for this report all offenses are included, and each incident may have more than one offense listed on it. In cases where there is more than one offense listed, all offenses are counted individually. Although every reasonable verification effort is made, the accuracy of any data is subject to the constraints of the report generation process as well as the manner, format, and point in time of any query.

PART I OFFENSES:	Chosen by the FBI as Part I Offenses because they are serious crimes that occur with regularity in all areas of the country and are likely to be reported to Police.
PART II OFFENSES:	All other crimes other than the eight Part I Offenses. The Uniform Crime Reporting Program gathers only arrest data for Part II Offenses, however, SLCPD results displayed in this document display all Part II Offenses, regardless of the presence of arrest data.
ALL OTHER OFFENSES:	Under the Part II Offense section, 'All Other Offenses' include Peeping Tom, Trespass, Kidnap/Abduction, Pornography, Extortion/Blackmail, Bribery, Warrants, Sexual Offenses, Obstruction, Public Peace, and Hit & Run.
NON-UCR OFFENSES:	Non-UCR Offenses include reports for all other offenses not classified as a Part I or Part II Offense. Results displayed separate some of these offenses such as Ambulance Calls, Deaths, Missing Persons, Suicides, Suspicious Activity, and Traffic Accidents.
ALL OTHER NON-UCR:	Under the Non-UCR category, 'All Other' include the remainder of offenses not classified as Part I or Part II and not separated from the Non-UCR Offenses. These include things such as Loud Parties, Barking Dogs, Mentally Ill Subjects, Citizen Assistance, etc.
LOW NUMBER OFFENSES:	On page two, in the interest of space and allowing for easier viewing, the category titled 'Low Number Offenses' include Part I and Part II Offenses from page one that have totals under the amount of 36.

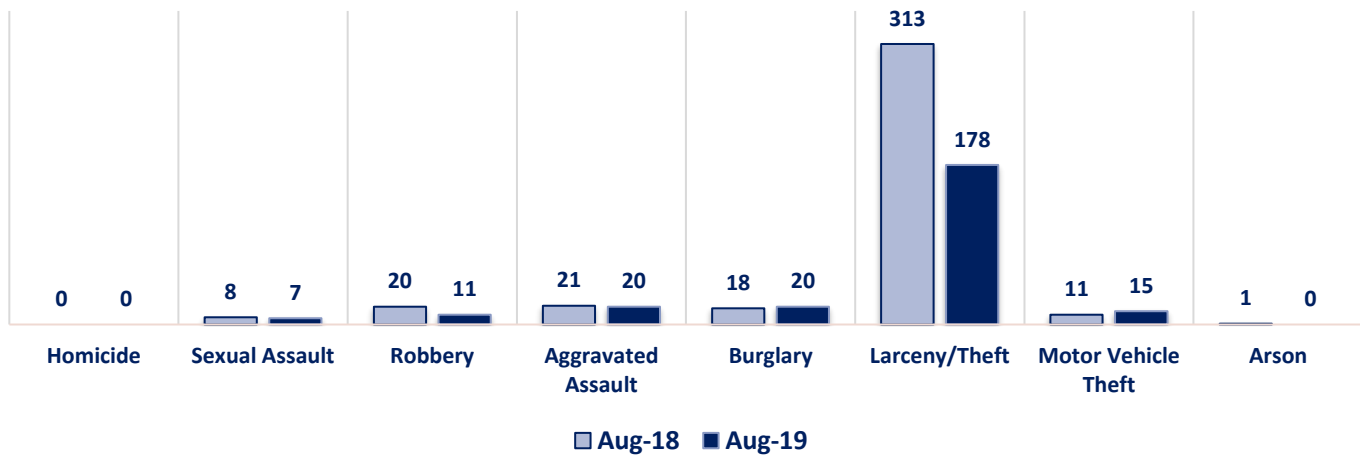
Offenses

PART I OFFENSES	OFFENSE	AUG 18	AUG 19	OFFENSE	AUG 18	AUG 19	PART II OFFENSES
	Homicide	0	0	Other Assaults	130	101	
	Sexual Assault	8	7	Forgery/Counterfeit	16	12	
	Robbery	20	11	Fraud	59	48	
	Aggravated Assault	21	20	Embezzlement	0	1	
	Burglary	18	20	Stolen Property	8	9	
	Larceny/Theft	313	178	Vandalism	65	64	
	Motor Vehicle Theft	11	15	Weapons	6	4	
	Arson	1	0	Prostitution	2	5	
NON-UCR OFFENSES	PART I TOTALS	392	251	Sex Offenses	8	5	
	Ambulance Calls	64	76	Drug Abuse	120	106	
	Deaths	8	10	Gambling	1	0	
	Missing Persons	8	12	Family Offenses	62	36	
	Suicides	0	3	DUI	12	18	
	Suspicious Activity	27	37	Liquor Laws	8	6	
	Traffic Accidents	126	116	Drunkenness	53	45	
	All Other	396	346	Disorderly Conduct	31	26	
	NON-UCR TOTALS	629	600	All Other Offenses	317	298	
TOTALS	PART I OFFENSES	392	251	Curfew/Loitering	0	0	
	PART II OFFENSES	906	789	Runaway	8	5	
	NON-UCR OFFENSES	629	600	PART II TOTALS	906	789	
TOTAL		1927	1640				

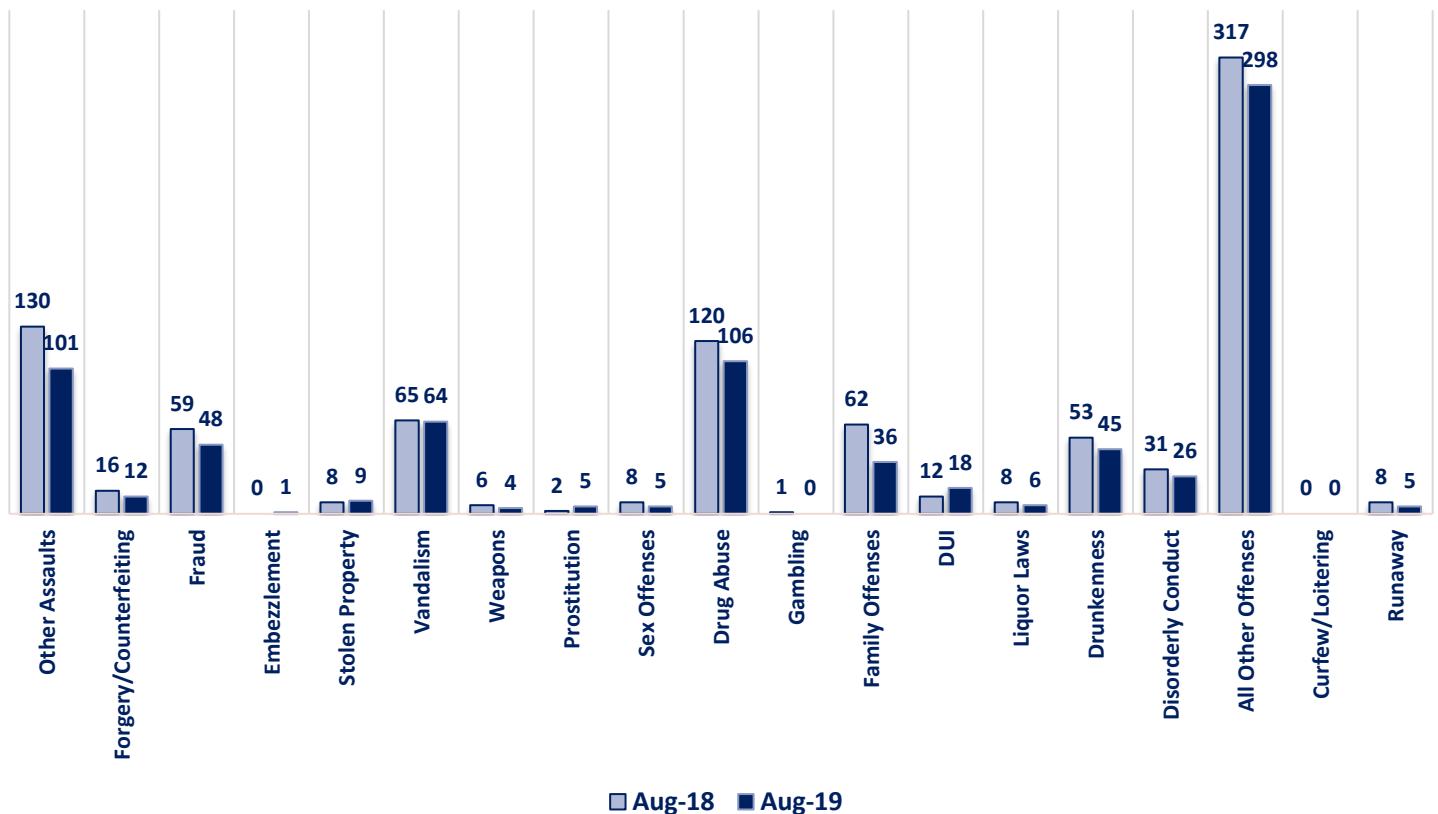
AUGUST 2019 - PART I & II OFFENSE PERCENTAGES



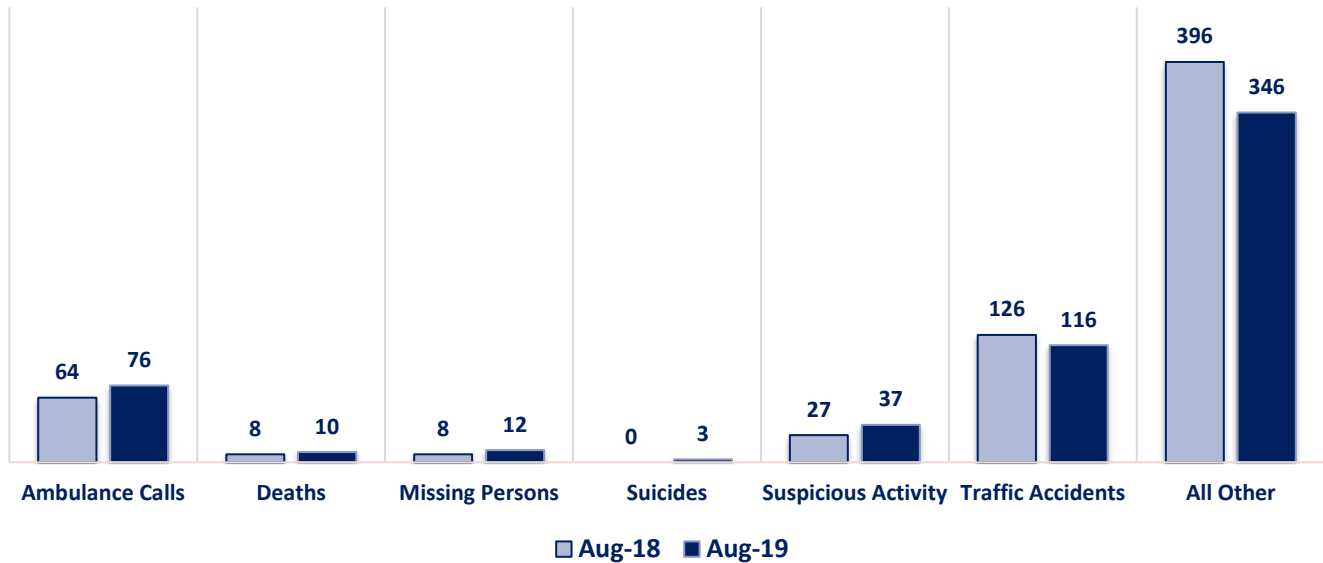
Part I Offenses



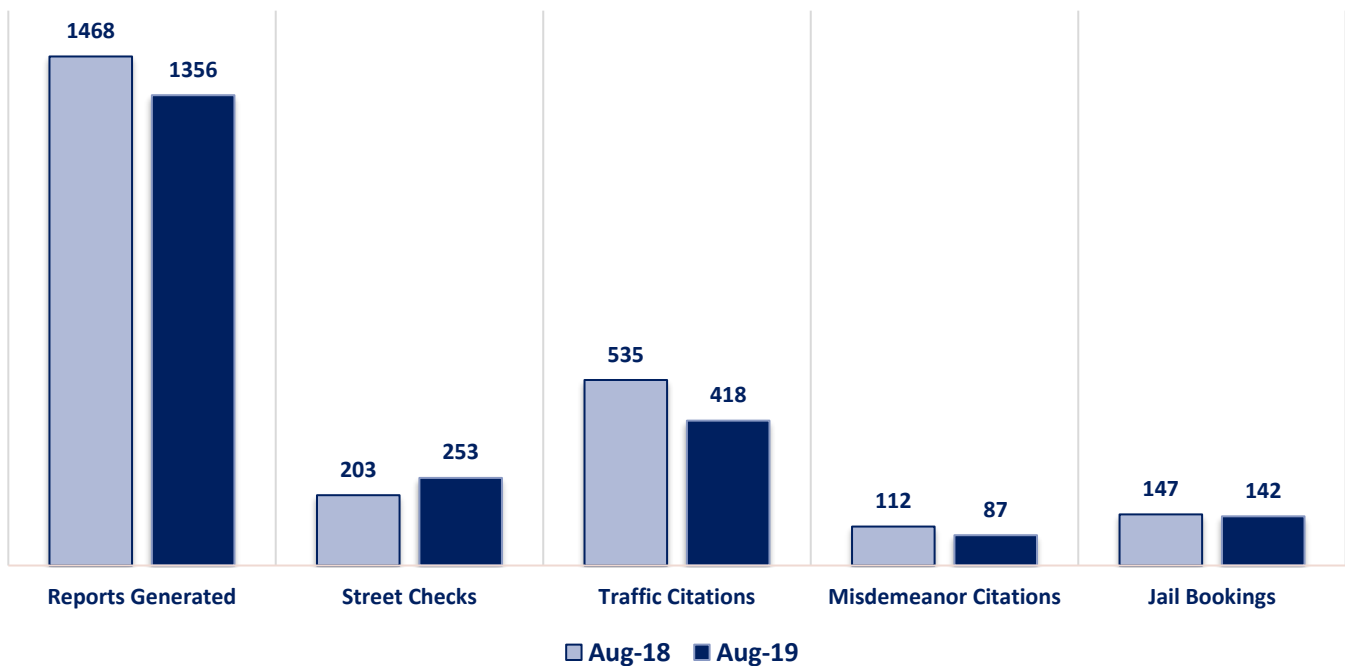
Part II Offenses



Non-UCR Offenses

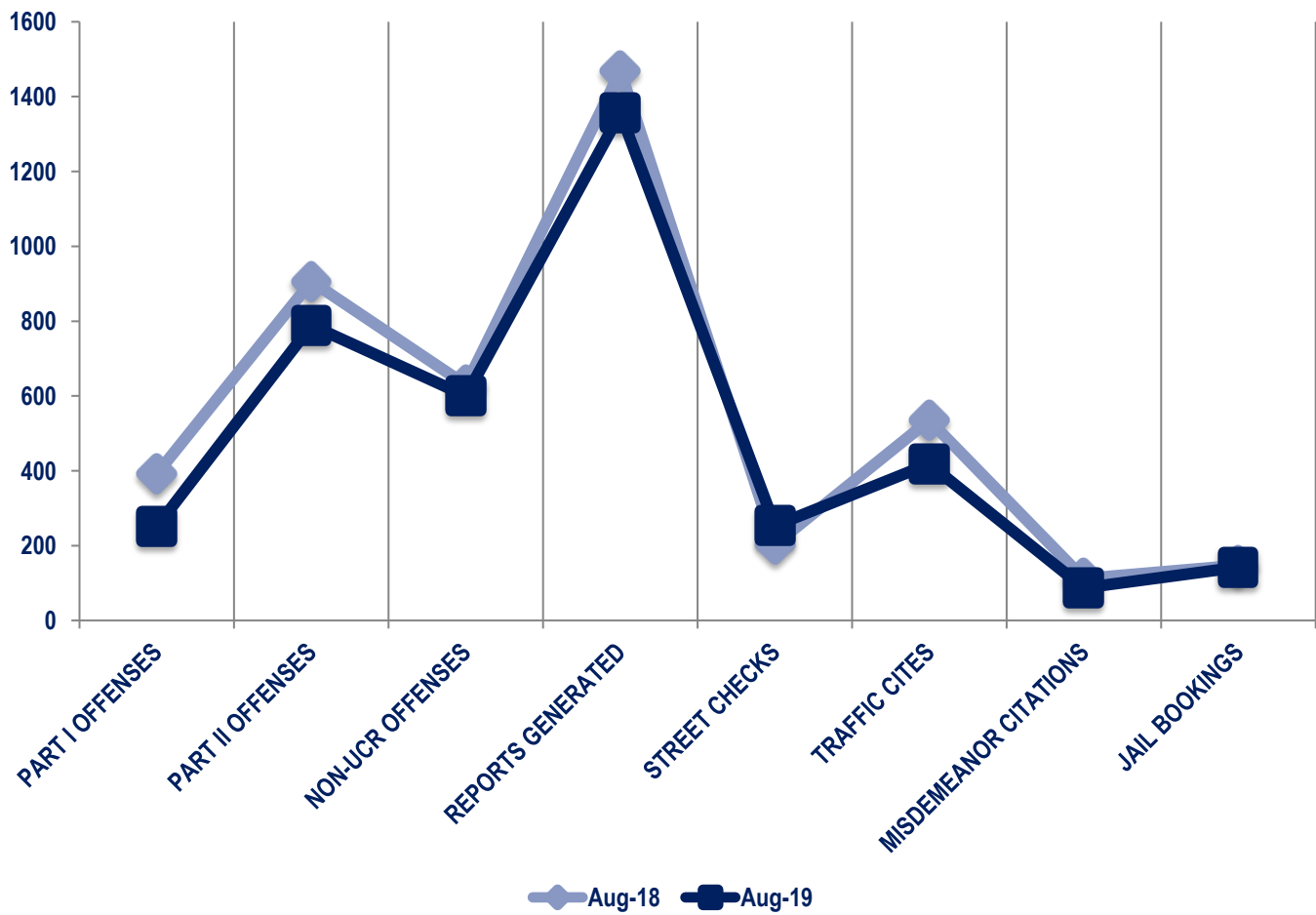


Other Event Totals



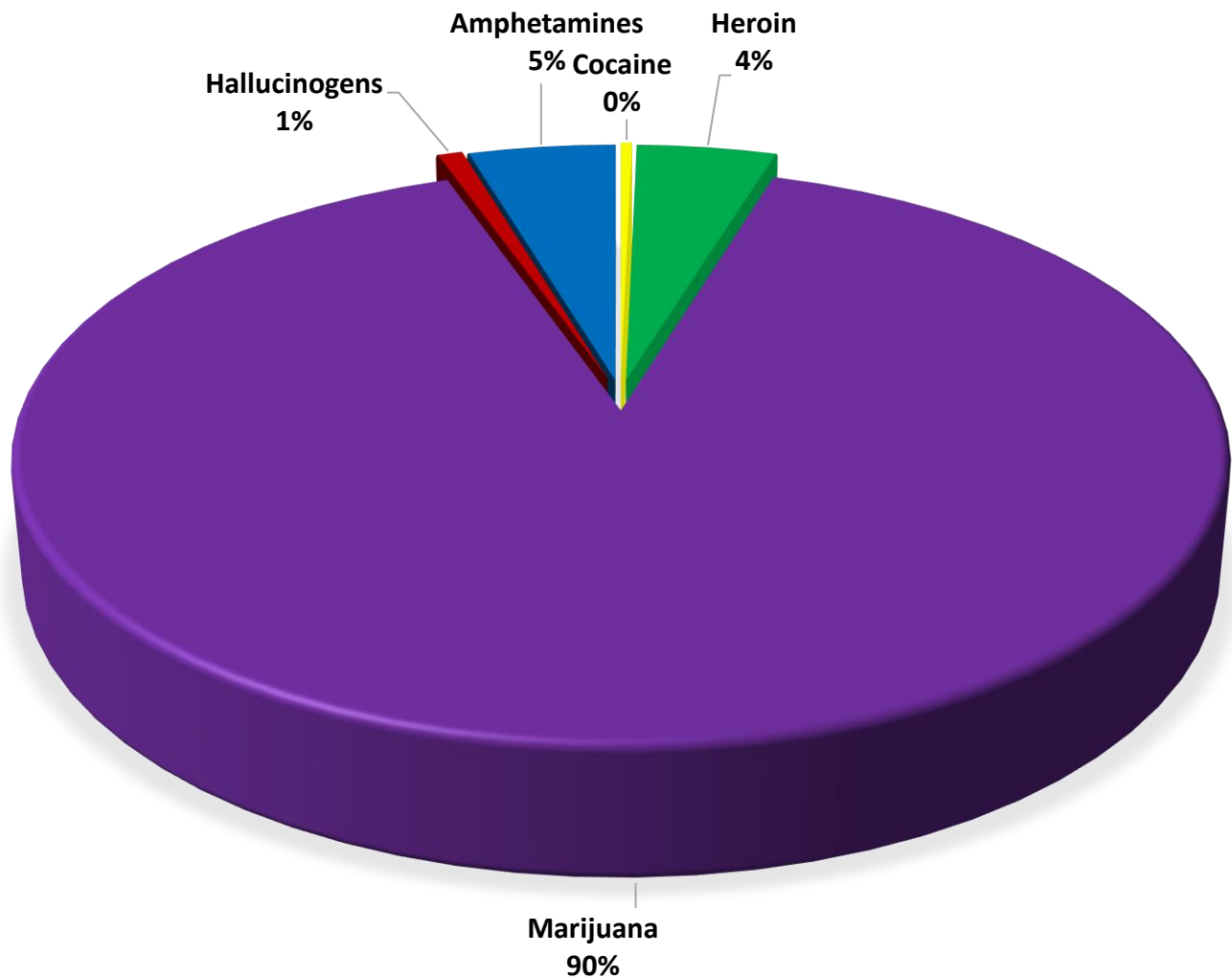
Combined Offense/Event Trends

	AUG 2018	AUG 2019
Part I Offenses	392	251
Part II Offenses	906	789
NonUCR Offenses	629	600
Reports Generated	1468	1356
Street Checks	203	253
Traffic Citations	535	418
Misdemeanor Citations	112	87
Jail Bookings	147	142

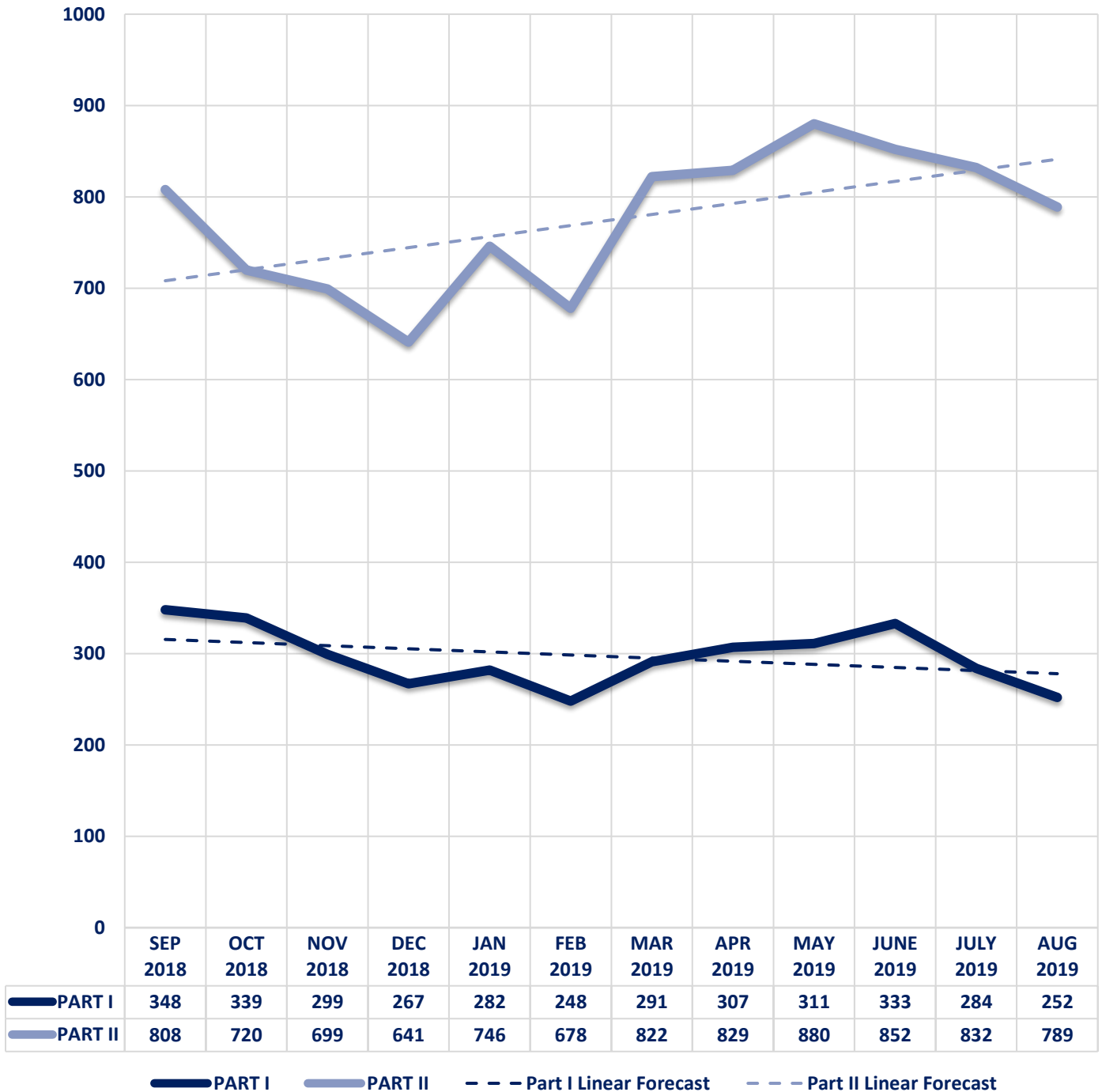


Seized Drugs

TYPE	DOSES	STREET VALUE	
Cocaine	75.0	\$	750.00
Heroin	931.5	\$	9,314.95
Marijuana	19108.7	\$	114,652.44
Hallucinogens	165.1	\$	330.28
Amphetamines	982.1	\$	9,821.00
TOTAL	21262.5	\$	134,868.68



Part I & II Offenses - One Year





CITY COUNCIL DISTRICT #4

MONTHLY OFFENSE SUMMARY

SEPTEMBER 2019

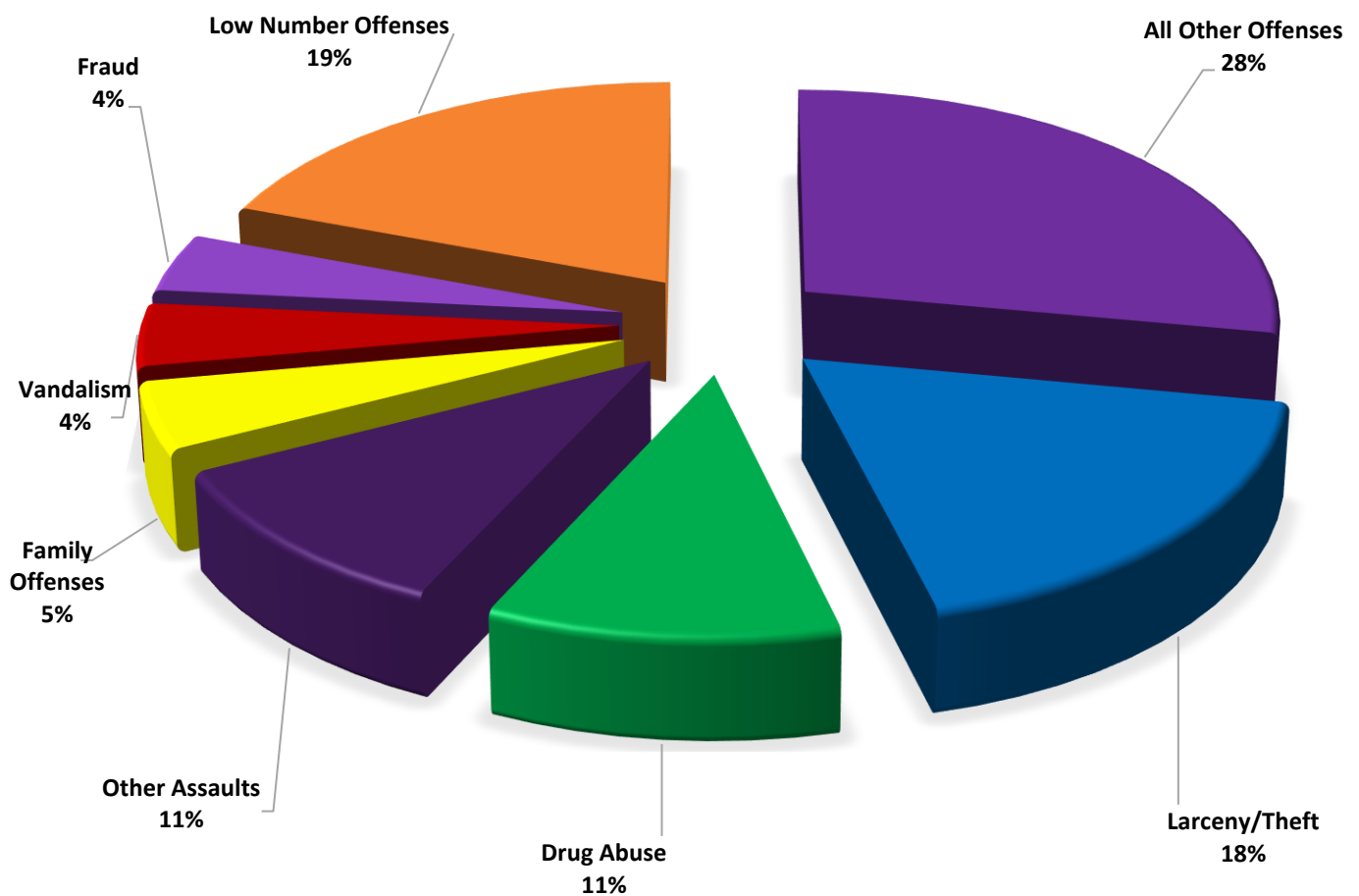
These figures represent preliminary counts of original Police Incident Reports and include all offenses within the above listed City Council District only. Full statistical analysis to determine the confidence level of this data has not been performed. The results contained herein are approximate in relation to the listed area and may not fully coincide with data shown in other areas of SLCPD's Crime Statistics page such as Calls for Service, Crimes Trending, and Crime Reports due to and reflective of departmental procedures that were in place at the time the event occurred and the date this data was compiled. Results displayed are not distinguished as attempted or completed crimes, do not include other calls for police service, and only represent police service where a report was made. Police Incident Reports are classified by primary offense categories as defined by the Uniform Crime Reporting (UCR) system, however for this report all offenses are included, and each incident may have more than one offense listed on it. In cases where there is more than one offense listed, all offenses are counted individually. Although every reasonable verification effort is made, the accuracy of any data is subject to the constraints of the report generation process as well as the manner, format, and point in time of any query.

PART I OFFENSES:	Chosen by the FBI as Part I Offenses because they are serious crimes that occur with regularity in all areas of the country and are likely to be reported to Police.
PART II OFFENSES:	All other crimes other than the eight Part I Offenses. The Uniform Crime Reporting Program gathers only arrest data for Part II Offenses, however, SLCPD results displayed in this document display all Part II Offenses, regardless of the presence of arrest data.
ALL OTHER OFFENSES:	Under the Part II Offense section, 'All Other Offenses' include Peeping Tom, Trespass, Kidnap/Abduction, Pornography, Extortion/Blackmail, Bribery, Warrants, Sexual Offenses, Obstruction, Public Peace, and Hit & Run.
NON-UCR OFFENSES:	Non-UCR Offenses include reports for all other offenses not classified as a Part I or Part II Offense. Results displayed separate some of these offenses such as Ambulance Calls, Deaths, Missing Persons, Suicides, Suspicious Activity, and Traffic Accidents.
ALL OTHER NON-UCR:	Under the Non-UCR category, 'All Other' include the remainder of offenses not classified as Part I or Part II and not separated from the Non-UCR Offenses. These include things such as Loud Parties, Barking Dogs, Mentally Ill Subjects, Citizen Assistance, etc.
LOW NUMBER OFFENSES:	On page two, in the interest of space and allowing for easier viewing, the category titled 'Low Number Offenses' include Part I and Part II Offenses from page one that have totals under the amount of 37.

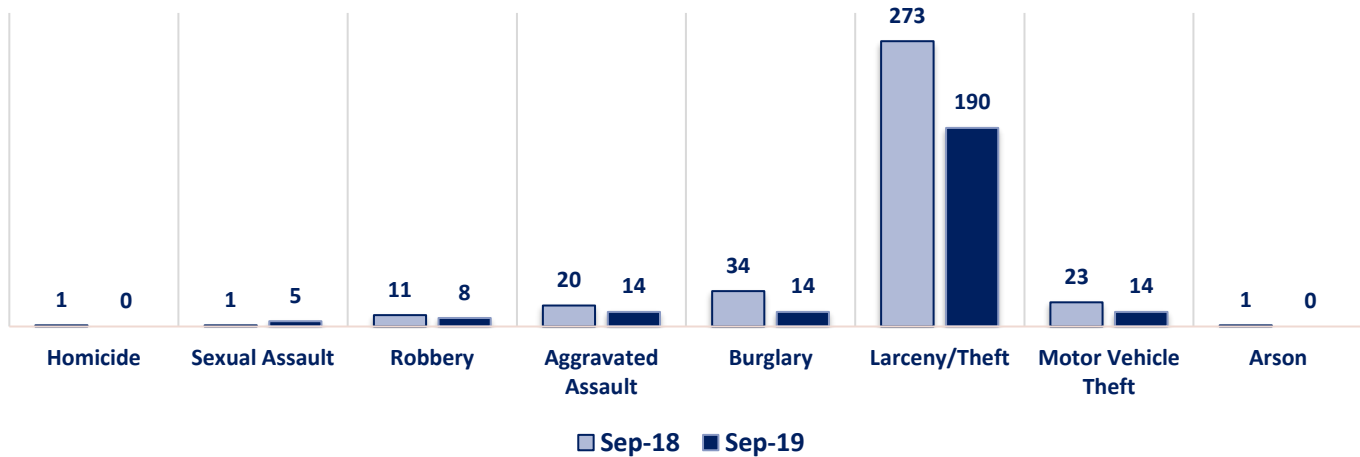
Offenses

PART I OFFENSES	OFFENSE	SEPT 18	SEPT 19	OFFENSE	SEPT 18	SEPT 19
	Homicide	1	0	Other Assaults	100	110
	Sexual Assault	1	5	Forgery/Counterfeit	14	7
	Robbery	11	8	Fraud	41	43
	Aggravated Assault	20	14	Embezzlement	1	0
	Burglary	34	14	Stolen Property	6	8
	Larceny/Theft	273	190	Vandalism	66	46
	Motor Vehicle Theft	23	14	Weapons	6	10
	Arson	1	0	Prostitution	2	5
NON-UCR OFFENSES	PART I TOTALS	364	245	Sex Offenses	10	6
	Ambulance Calls	63	86	Drug Abuse	131	112
	Deaths	8	11	Gambling	0	0
	Missing Persons	9	15	Family Offenses	34	49
	Suicides	2	2	DUI	9	23
	Suspicious Activity	28	33	Liquor Laws	15	13
	Traffic Accidents	130	132	Drunkenness	70	37
	All Other	337	327	Disorderly Conduct	34	27
	NON-UCR TOTALS	577	606	All Other Offenses	294	291
TOTALS	PART I OFFENSES	364	245	Curfew/Loitering	1	0
	PART II OFFENSES	837	797	Runaway	3	10
	NON-UCR OFFENSES	577	606	PART II TOTALS	837	797
	TOTAL	1778	1648			

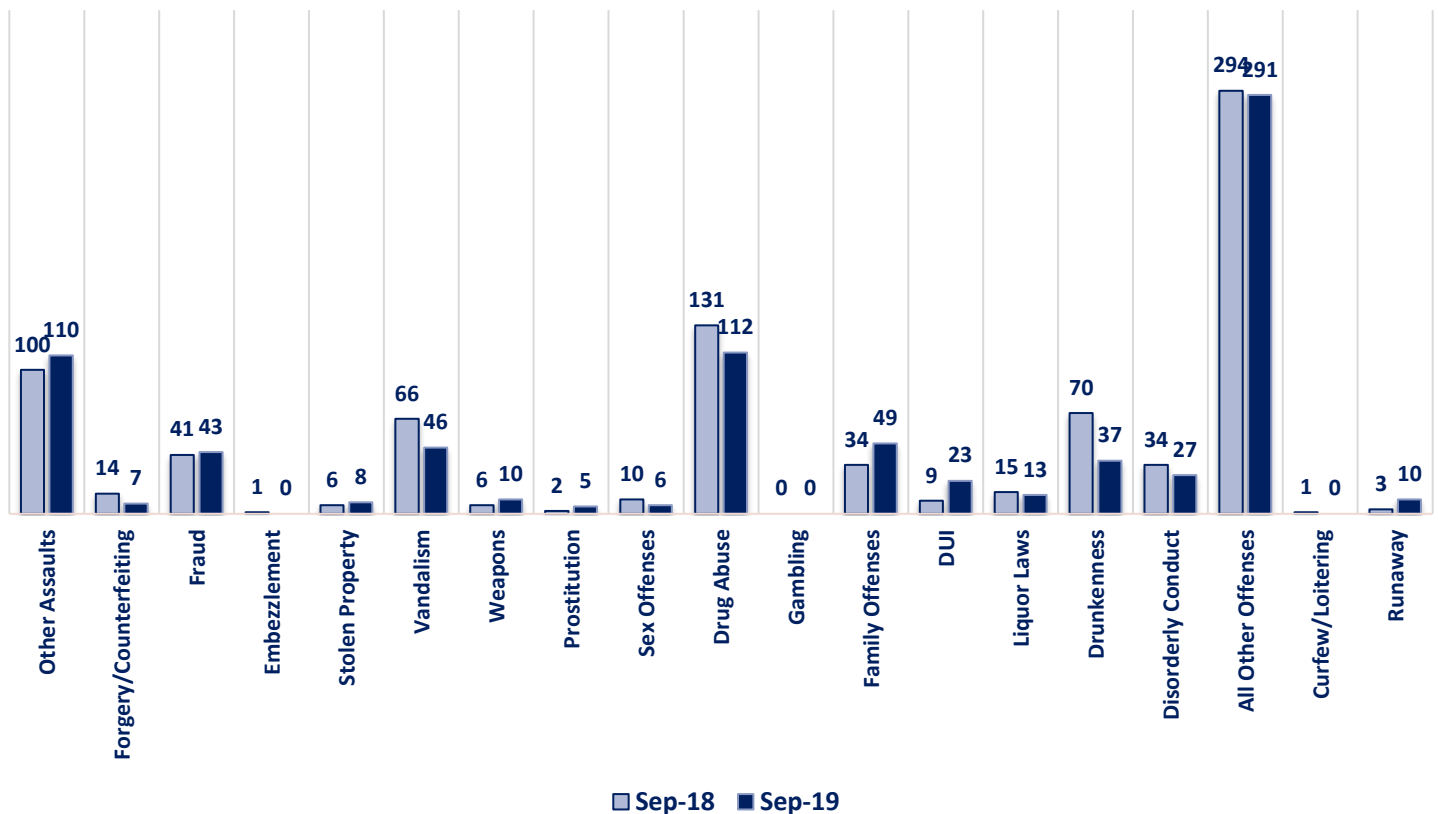
SEPTEMBER 2019 - PART I & II OFFENSE PERCENTAGES



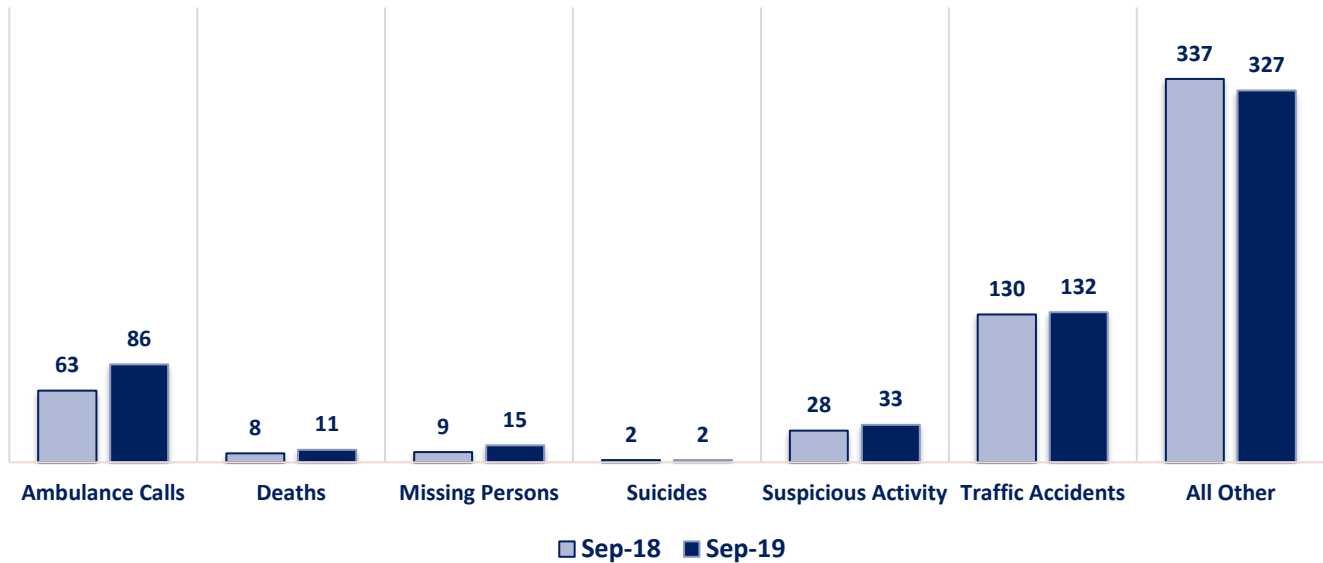
Part I Offenses



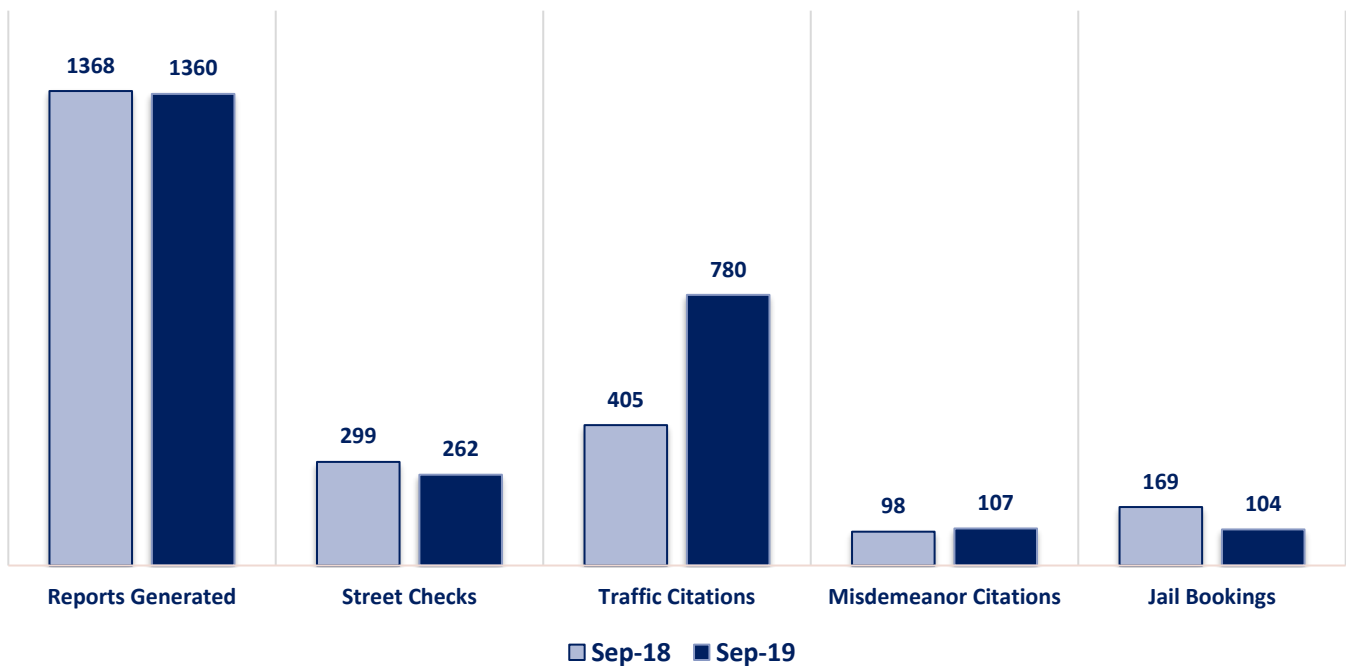
Part II Offenses



Non-UCR Offenses

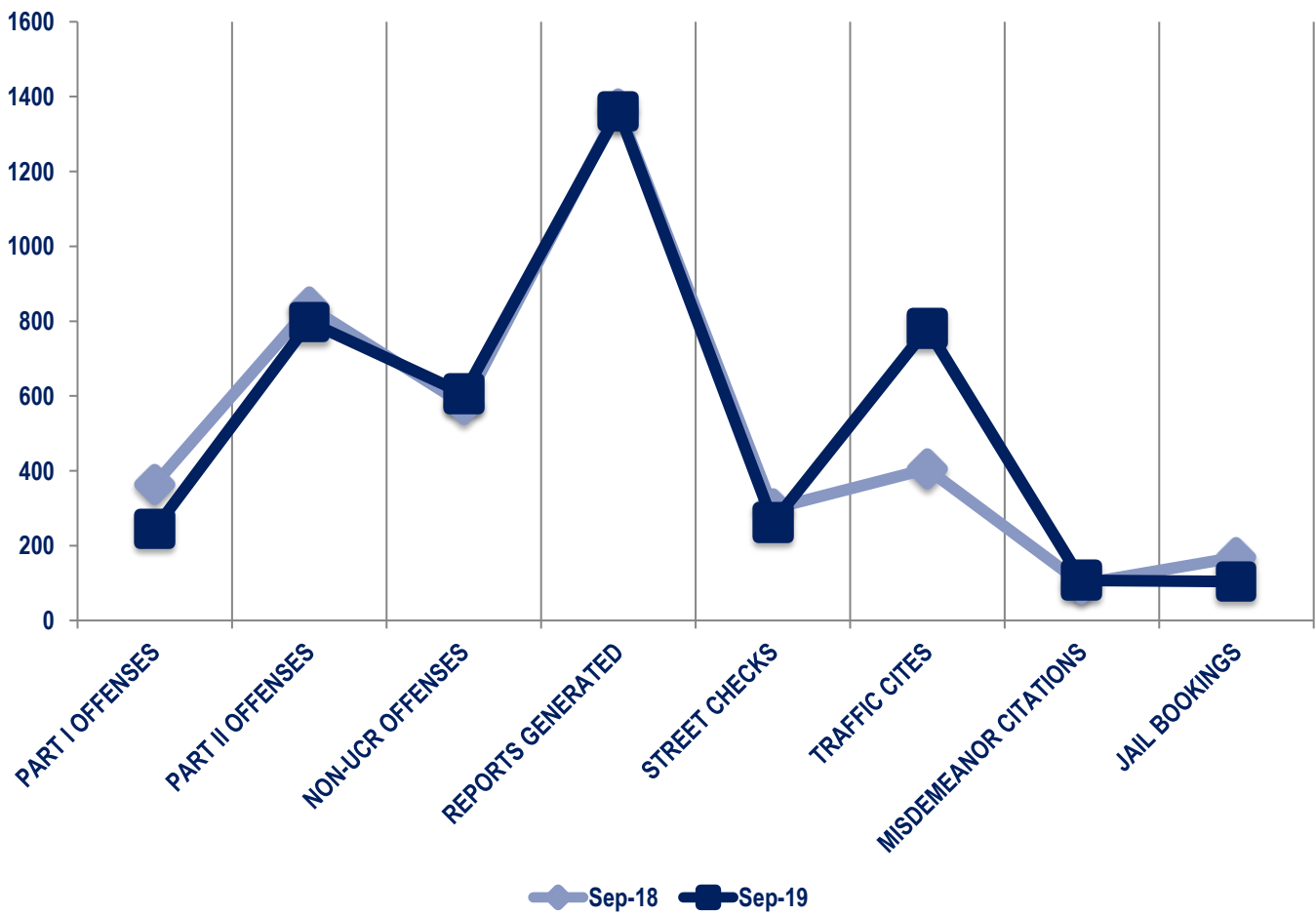


Other Event Totals



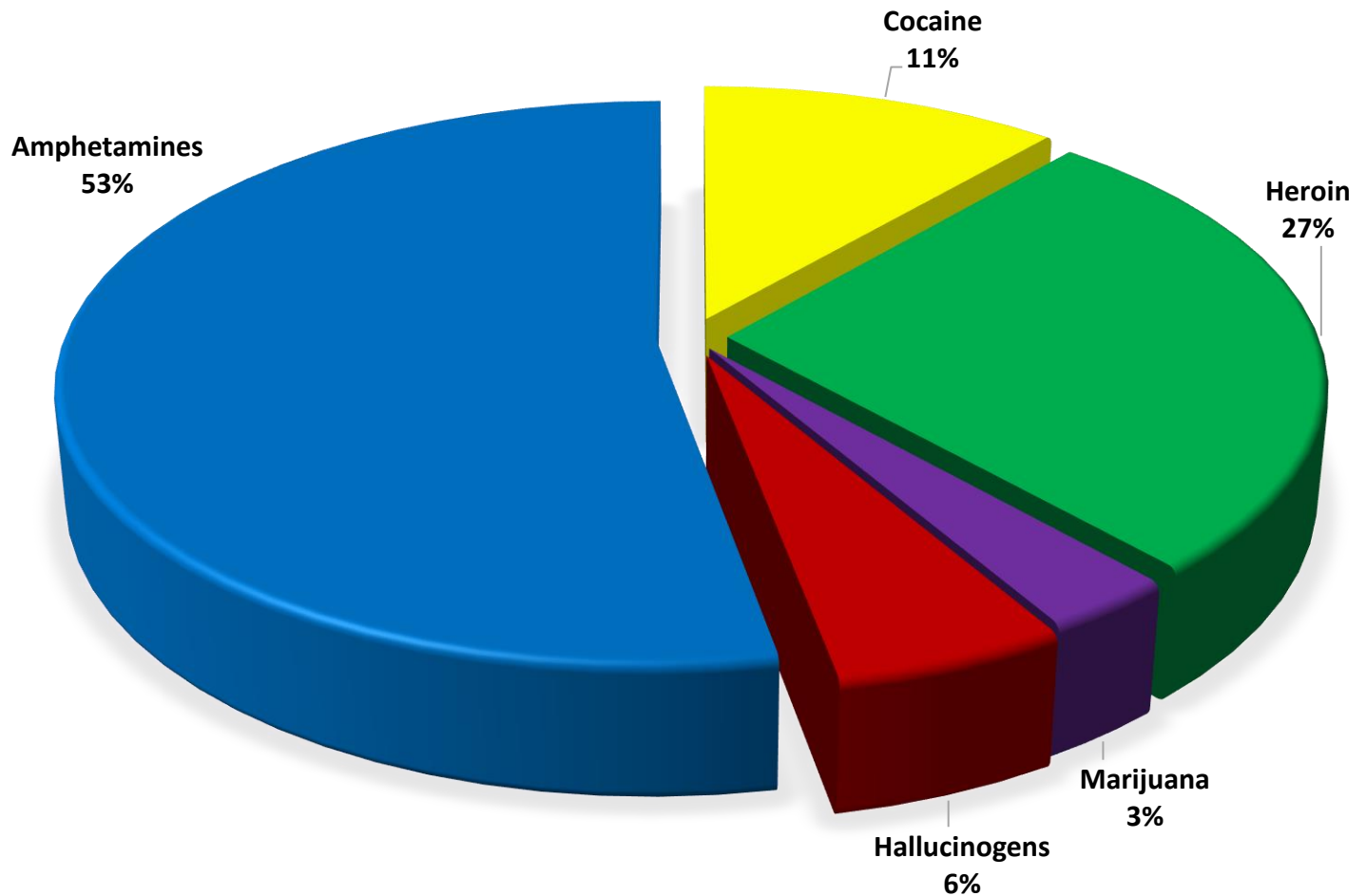
Combined Offense/Event Trends

	SEPT 2018	SEPT 2019
Part I Offenses	364	245
Part II Offenses	837	797
NonUCR Offenses	577	606
Reports Generated	1368	1360
Street Checks	299	262
Traffic Citations	405	780
Misdemeanor Citations	98	107
Jail Bookings	169	104

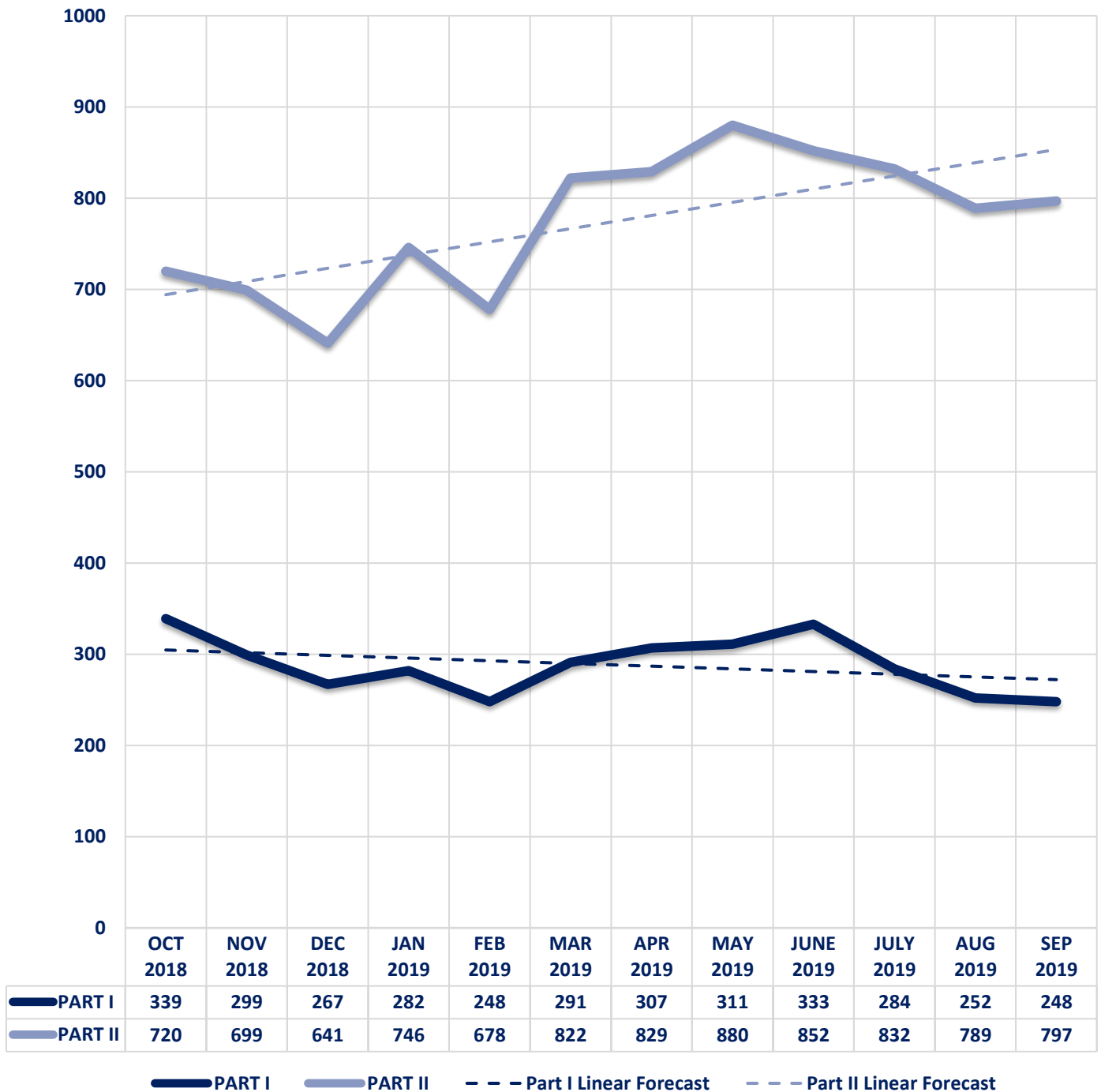


Seized Drugs

TYPE	DOSES	STREET VALUE
Cocaine	197.3	\$ 1,973.00
Heroin	469.1	\$ 4,691.00
Marijuana	54.4	\$ 326.47
Hallucinogens	95.1	\$ 190.17
Amphetamines	919.1	\$ 9,191.00
TOTAL	1735.0	\$ 16,371.63



Part I & II Offenses - One Year





CITY COUNCIL DISTRICT #4 MONTHLY OFFENSE SUMMARY

OCTOBER 2019

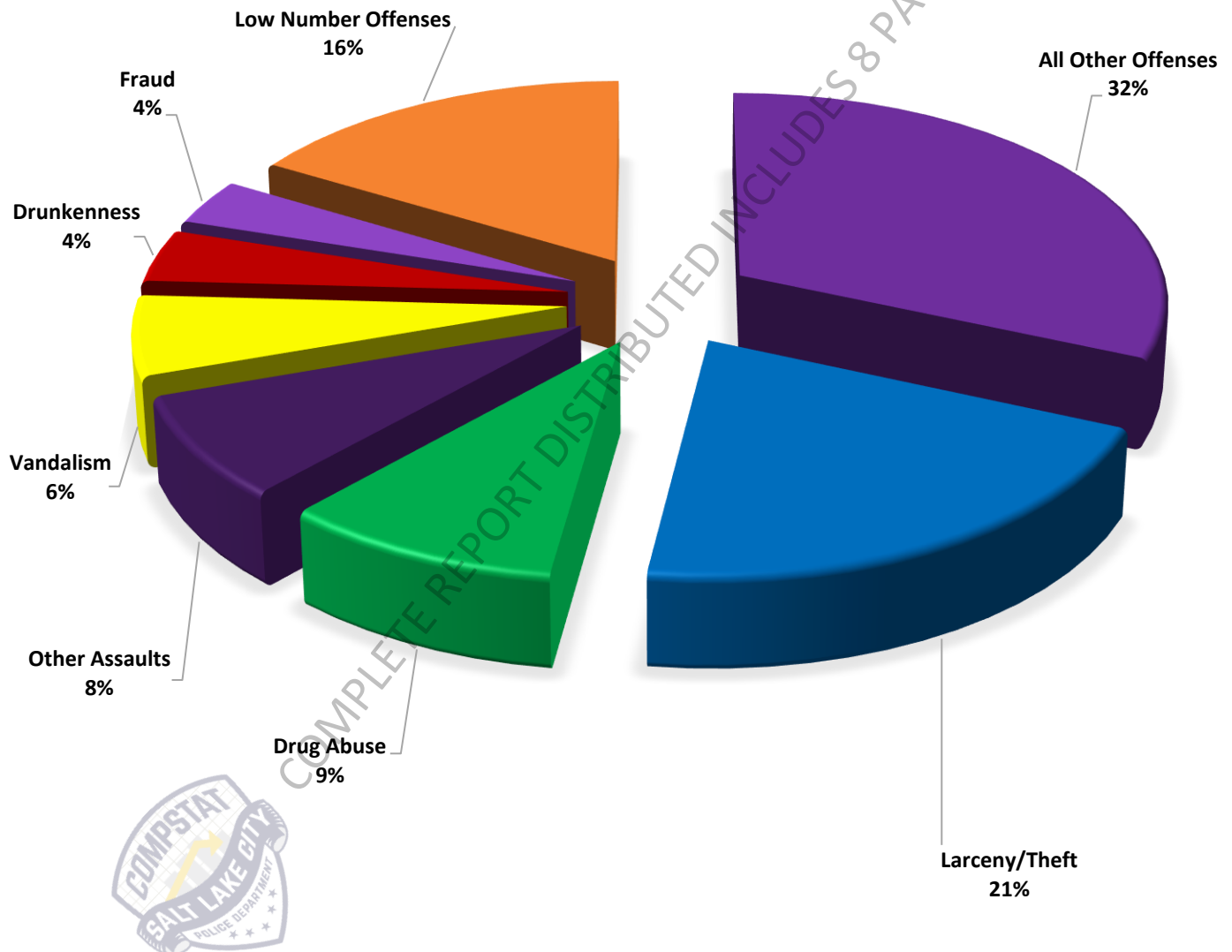
These figures represent preliminary counts of original Police Incident Reports and include all offenses within the above listed City Council District only. Full statistical analysis to determine the confidence level of this data has not been performed. The results contained herein are approximate in relation to the listed area and may not fully coincide with data shown in other areas of SLCPD's Crime Statistics page such as Calls for Service, Crimes Trending, and Crime Reports due to and reflective of departmental procedures that were in place at the time the event occurred and the date this data was compiled. Results displayed are not distinguished as attempted or completed crimes, do not include other calls for police service, and only represent police service where a report was made. Police Incident Reports are classified by primary offense categories as defined by the Uniform Crime Reporting (UCR) system, however for this report all offenses are included, and each incident may have more than one offense listed on it. In cases where there is more than one offense listed, all offenses are counted individually. Although every reasonable verification effort is made, the accuracy of any data is subject to the constraints of the report generation process as well as the manner, format, and point in time of any query.

PART I OFFENSES:	Chosen by the FBI as Part I Offenses because they are serious crimes that occur with regularity in all areas of the country and are likely to be reported to Police.
PART II OFFENSES:	All other crimes other than the eight Part I Offenses. The Uniform Crime Reporting Program gathers only arrest data for Part II Offenses, however, SLCPD results displayed in this document display all Part II Offenses, regardless of the presence of arrest data.
ALL OTHER OFFENSES:	Under the Part II Offense section, 'All Other Offenses' include Peeping Tom, Trespass, Kidnap/Abduction, Pornography, Extortion/Blackmail, Bribery, Warrants, Sexual Offenses, Obstruction, Public Peace, and Hit & Run.
NON-UCR OFFENSES:	Non-UCR Offenses include reports for all other offenses not classified as a Part I or Part II Offense. Results displayed separate some of these offenses such as Ambulance Calls, Deaths, Missing Persons, Suicides, Suspicious Activity, and Traffic Accidents.
ALL OTHER NON-UCR:	Under the Non-UCR category, 'All Other' include the remainder of offenses not classified as Part I or Part II and not separated from the Non-UCR Offenses. These include things such as Loud Parties, Barking Dogs, Mentally Ill Subjects, Citizen Assistance, etc.
LOW NUMBER OFFENSES:	On page two, in the interest of space and allowing for easier viewing, the category titled 'Low Number Offenses' include Part I and Part II Offenses from page one that have totals under the amount of 35.

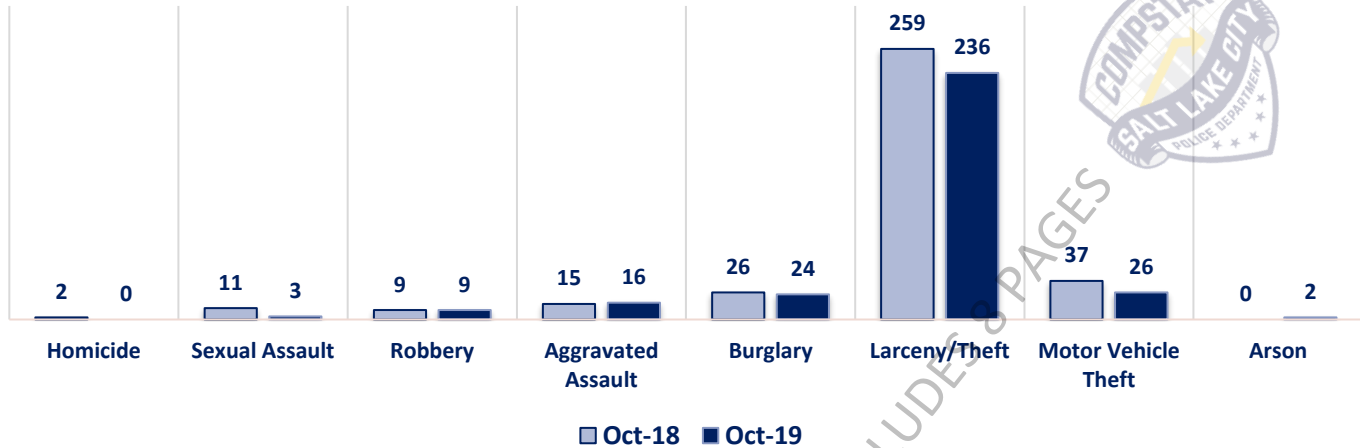
Offenses

PART I OFFENSES	OFFENSE	OCT 18	OCT 19	OFFENSE	OCT 18	OCT 19	PART II OFFENSES
	Homicide	2	0	Other Assaults	96	91	
	Sexual Assault	11	3	Forgery/Counterfeit	8	5	
	Robbery	9	9	Fraud	54	41	
	Aggravated Assault	15	16	Embezzlement	0	1	
	Burglary	26	24	Stolen Property	5	7	
	Larceny/Theft	259	236	Vandalism	57	71	
	Motor Vehicle Theft	37	26	Weapons	5	9	
NON-UCR OFFENSES	Arson	0	2	Prostitution	1	2	
	PART I TOTALS	359	316	Sex Offenses	11	3	
	Ambulance Calls	59	66	Drug Abuse	71	109	
	Deaths	4	1	Gambling	1	0	
	Missing Persons	10	19	Family Offenses	36	35	
	Suicides	0	2	DUI	21	20	
	Suspicious Activity	28	39	Liquor Laws	12	10	
	Traffic Accidents	135	143	Drunkenness	46	47	
TOTALS	All Other	339	310	Disorderly Conduct	18	14	
	NON-UCR TOTALS	575	580	All Other Offenses	289	361	
	PART I OFFENSES	359	316	Curfew/Loitering	0	0	
	PART II OFFENSES	745	828	Runaway	14	2	
	NON-UCR OFFENSES	575	580	PART II TOTALS	745	828	
	TOTAL	1679	1724				

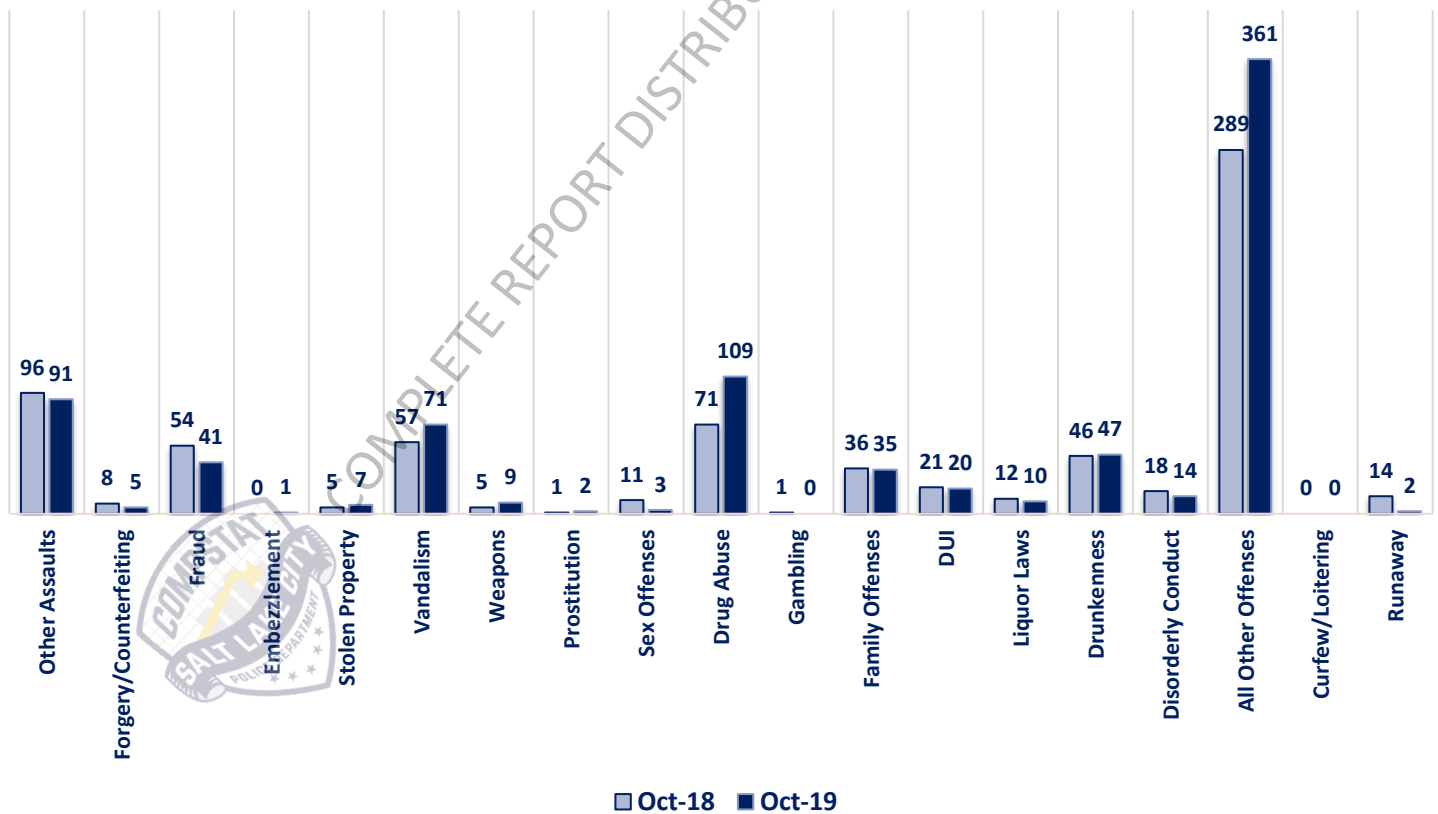
OCTOBER 2019 - PART I & II OFFENSE PERCENTAGES



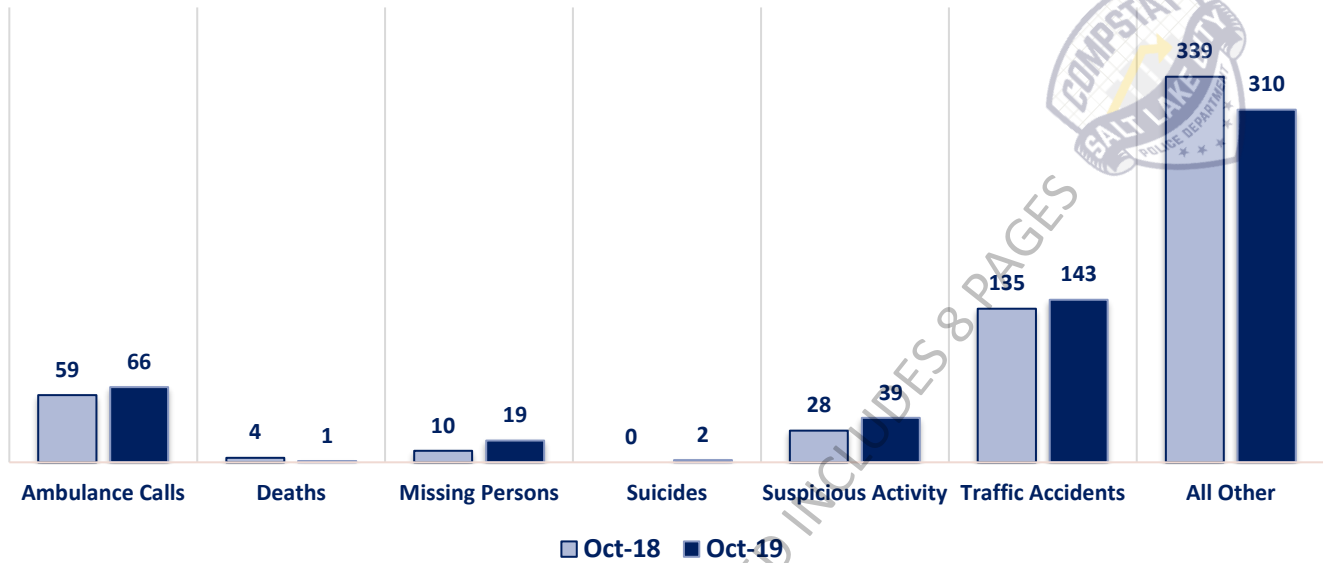
Part I Offenses



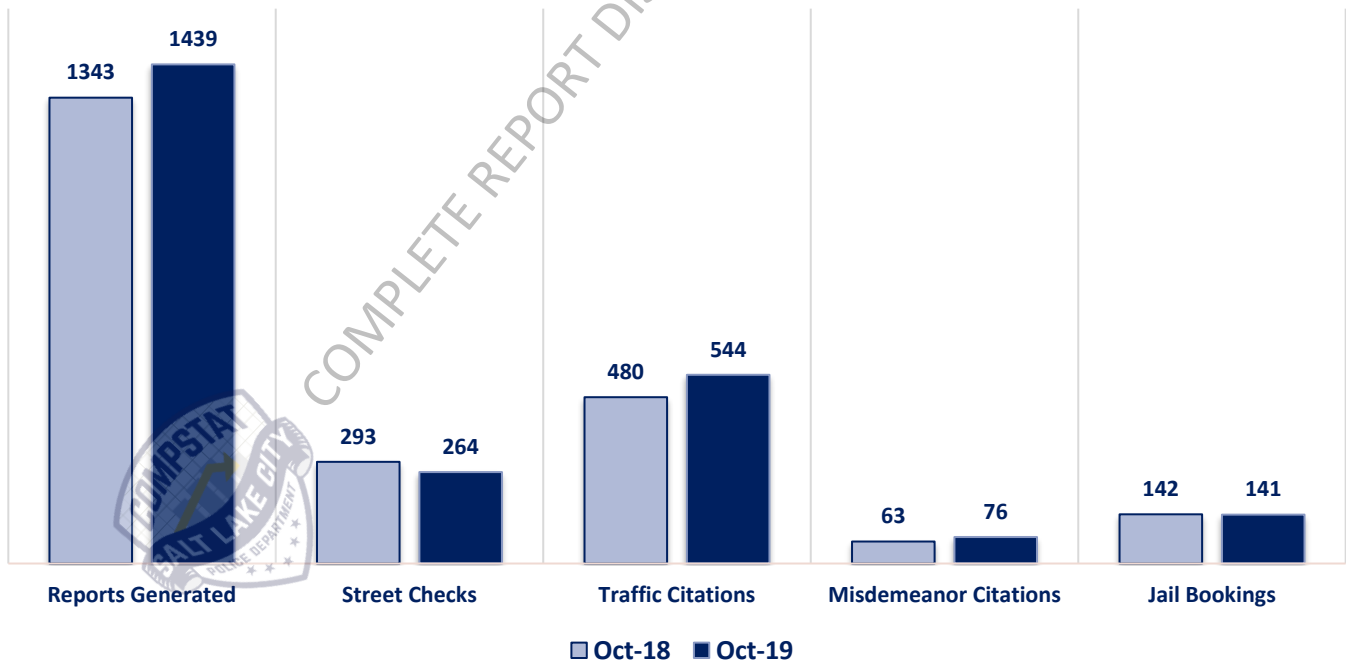
Part II Offenses



Non-UCR Offenses

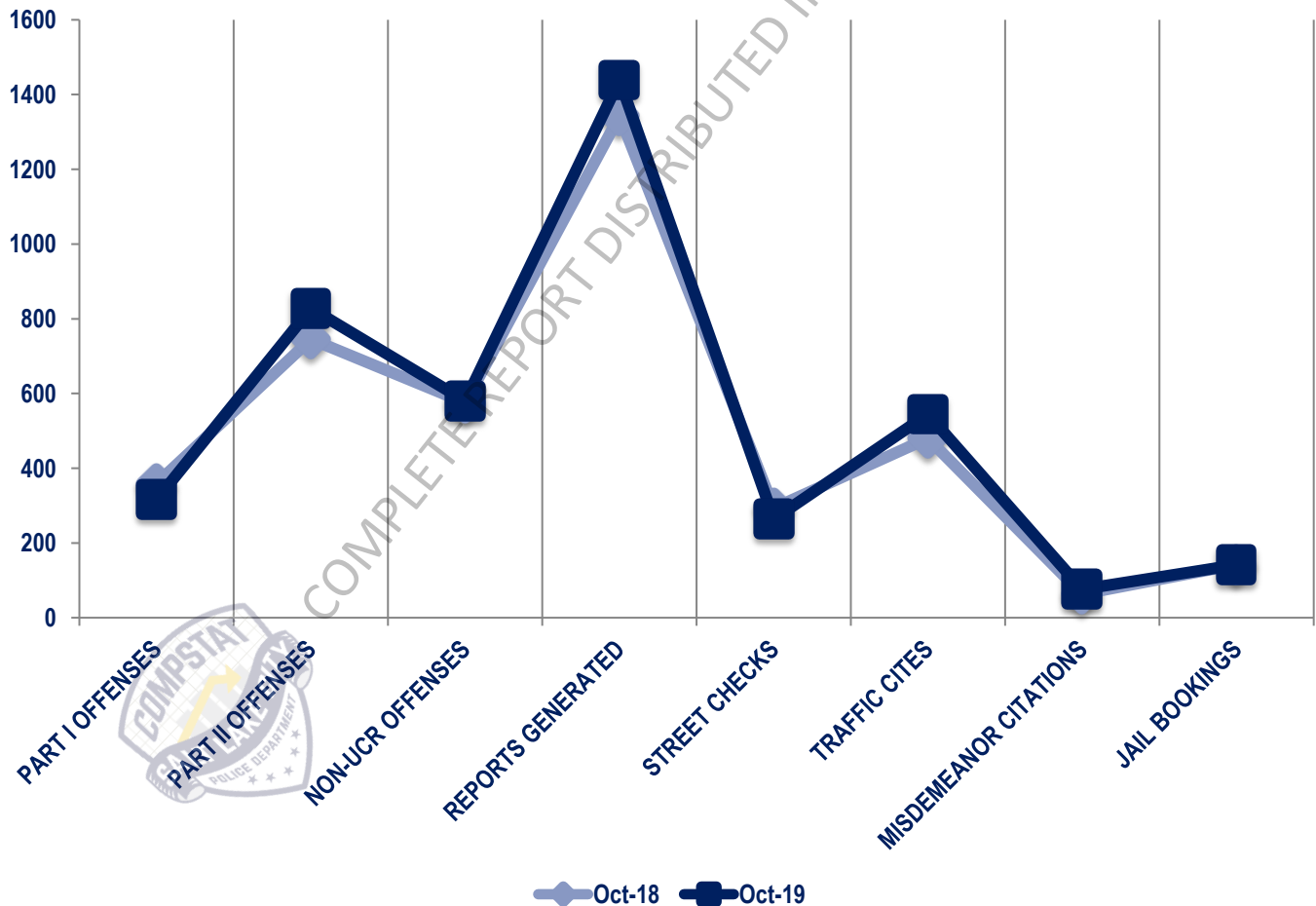


Other Event Totals



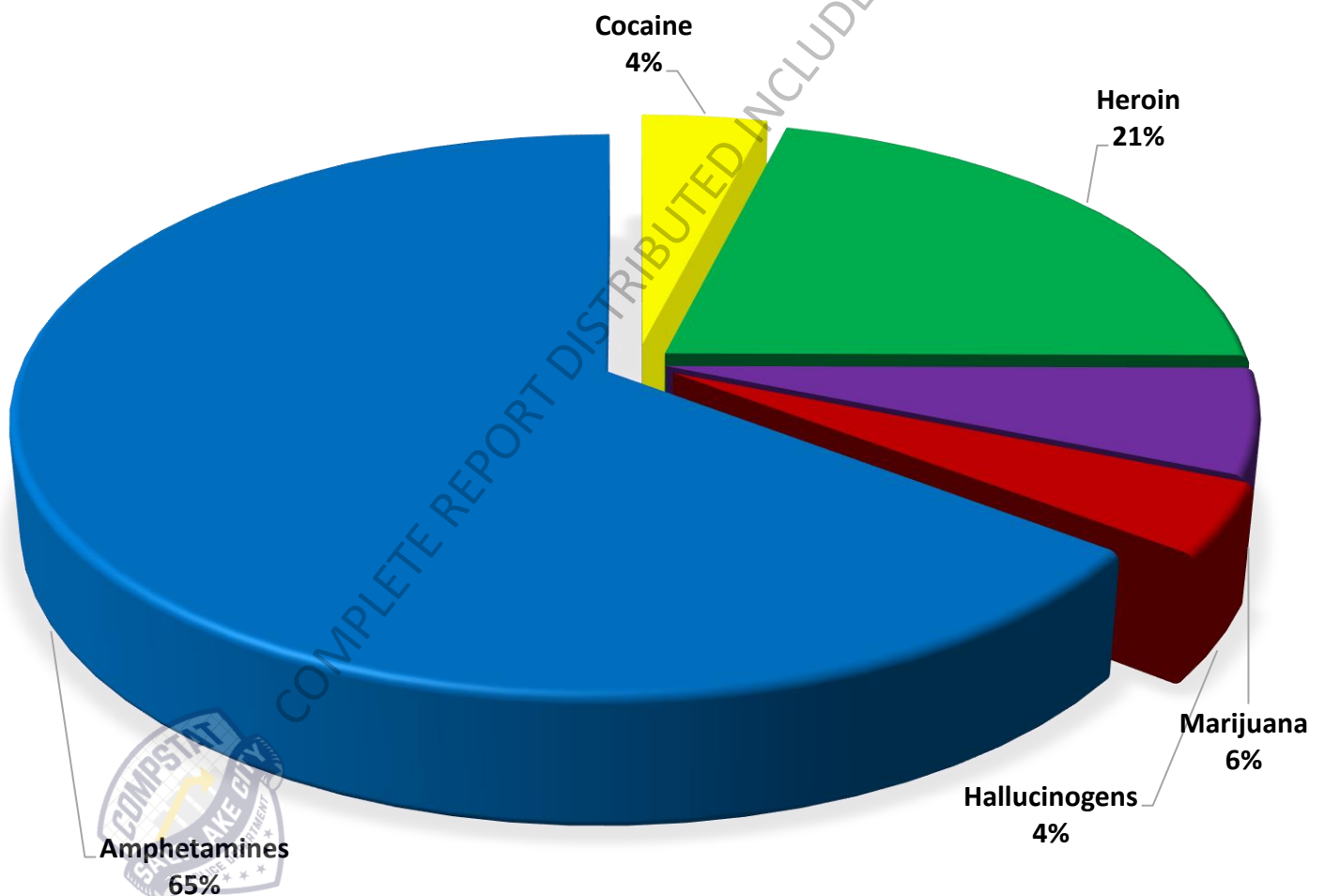
Combined Offense/Event Trends

	OCT 2018	OCT 2019
Part I Offenses	359	316
Part II Offenses	745	828
NonUCR Offenses	575	580
Reports Generated	1343	1439
Street Checks	293	264
Traffic Citations	480	544
Misdemeanor Citations	63	76
Jail Bookings	142	141

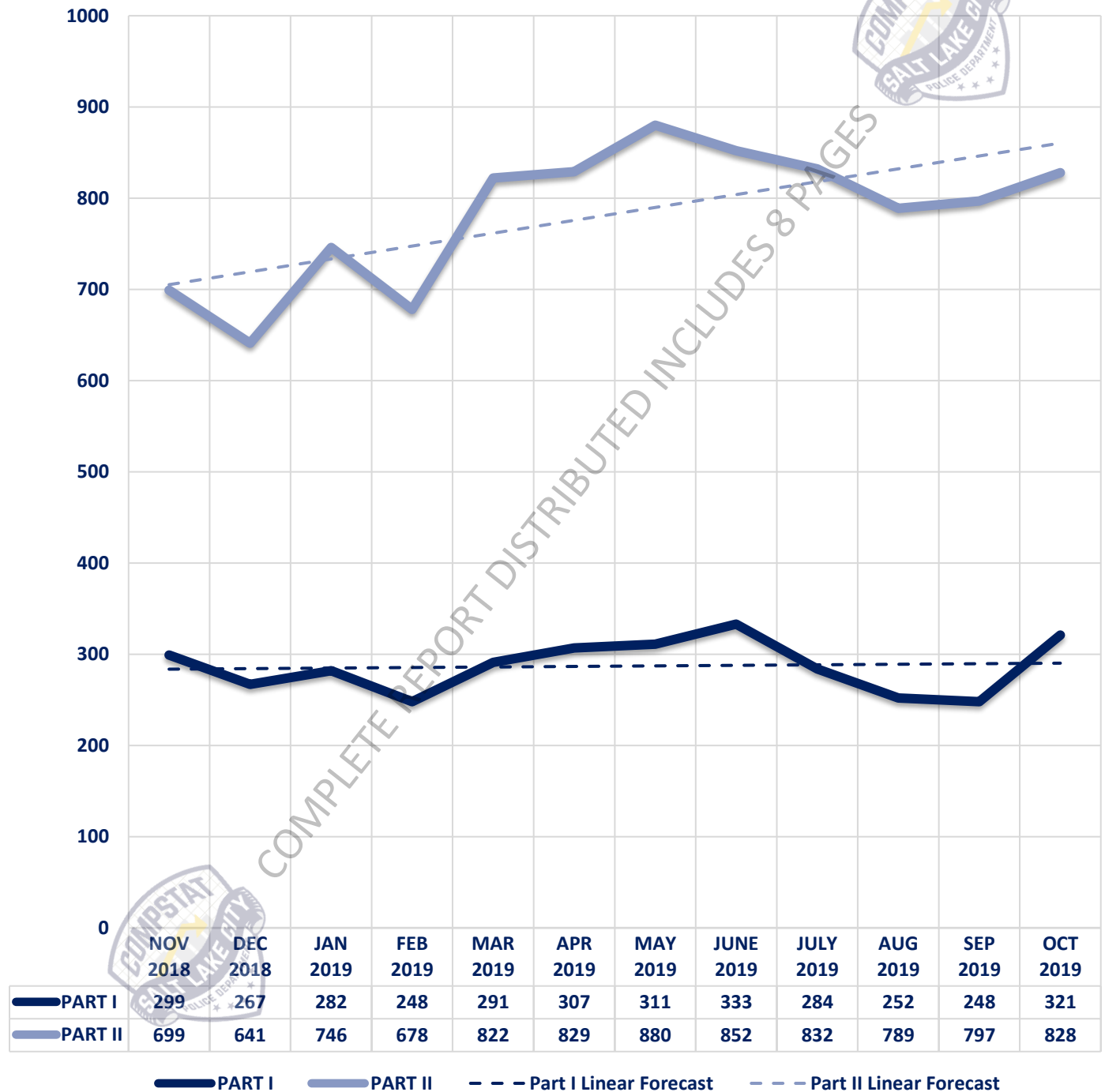


Seized Drugs

TYPE	DOSES	STREET VALUE
Cocaine	97.0	\$ 970.00
Heroin	513.8	\$ 5,137.50
Marijuana	148.3	\$ 889.61
Hallucinogens	99.8	\$ 199.61
Amphetamines	1574.3	\$ 15,743.00
TOTAL	2433.1	\$ 22,939.72



Part I & II Offenses - One Year





SALT LAKE CITY CRIME STATS



CITY COUNCIL DISTRICT #4 MONTHLY OFFENSE SUMMARY

NOVEMBER 2019

These figures represent preliminary counts of original Police Incident Reports and include all offenses within the above listed City Council District only. Full statistical analysis to determine the confidence level of this data has not been performed. The results contained herein are approximate in relation to the listed area and may not fully coincide with data shown in other areas of SLCPD's Crime Statistics page such as Calls for Service, Crimes Trending, and Crime Reports due to and reflective of departmental procedures that were in place at the time the event occurred and the date this data was compiled. Results displayed are not distinguished as attempted or completed crimes, do not include other calls for police service, and only represent police service where a report was made. Police Incident Reports are classified by primary offense categories as defined by the Uniform Crime Reporting (UCR) system, however for this report all offenses are included, and each incident may have more than one offense listed on it. In cases where there is more than one offense listed, all offenses are counted individually. Although every reasonable verification effort is made, the accuracy of any data is subject to the constraints of the report generation process as well as the manner, format, and point in time of any query.

PART I OFFENSES:

Chosen by the FBI as Part I Offenses because they are serious crimes that occur with regularity in all areas of the country and are likely to be reported to Police.

PART II OFFENSES:

All other crimes other than the eight Part I Offenses. The Uniform Crime Reporting Program gathers only arrest data for Part II Offenses, however, SLCPD results displayed in this document display all Part II Offenses, regardless of the presence of arrest data.

ALL OTHER OFFENSES:

Under the Part II Offense section, 'All Other Offenses' include Peeping Tom, Trespass, Kidnap/Abduction, Pornography, Extortion/Blackmail, Bribery, Warrants, Sexual Offenses, Obstruction, Public Peace, and Hit & Run.

NON-UCR OFFENSES:

Non-UCR Offenses include reports for all other offenses not classified as a Part I or Part II Offense. Results displayed separate some of these offenses such as Ambulance Calls, Deaths, Missing Persons, Suicides, Suspicious Activity, and Traffic Accidents.

ALL OTHER NON-UCR:

Under the Non-UCR category, 'All Other' include the remainder of offenses not classified as Part I or Part II and not separated from the Non-UCR Offenses. These include things such as Loud Parties, Barking Dogs, Mentally Ill Subjects, Citizen Assistance, etc.

LOW NUMBER OFFENSES:

On page two, in the interest of space and allowing for easier viewing, the category titled 'Low Number Offenses' include Part I and Part II Offenses from page one that have totals under the amount of 34.

Offenses

PART I OFFENSES

OFFENSE	NOV 18	NOV 19
Homicide	0	0
Sexual Assault	4	3
Robbery	12	9
Aggravated Assault	22	18
Burglary	25	23
Larceny/Theft	222	229
Motor Vehicle Theft	25	17
Arson	1	1
PART I TOTALS	311	300

NON-UCR OFFENSES

Ambulance Calls	45	71
Deaths	9	4
Missing Persons	11	14
Suicides	0	0
Suspicious Activity	39	22
Traffic Accidents	119	135
All Other	324	313
NON-UCR TOTALS	547	559

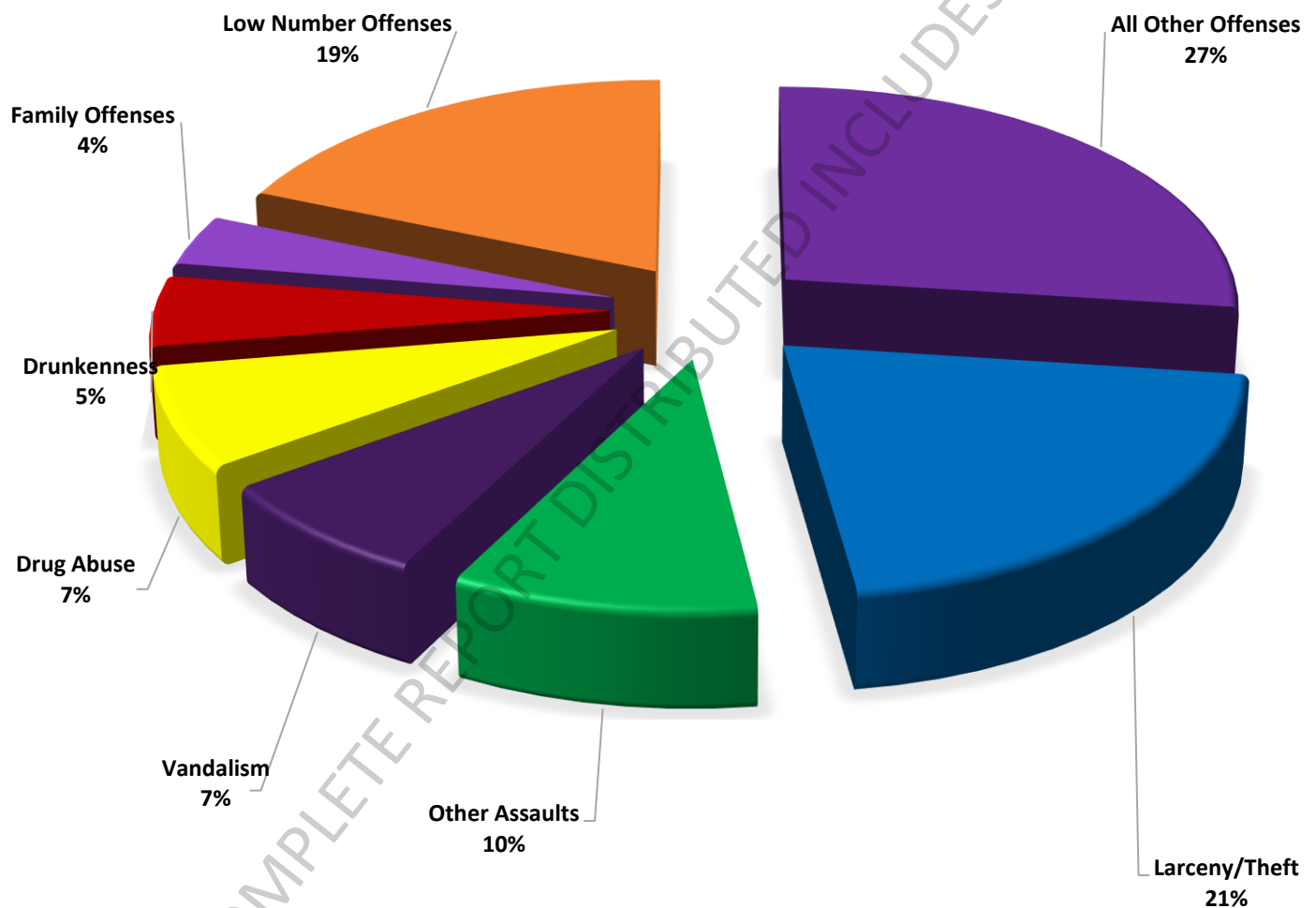
TOTALS

PART I OFFENSES	311	300
PART II OFFENSES	714	798
NON-UCR OFFENSES	547	559
TOTAL	1572	1657

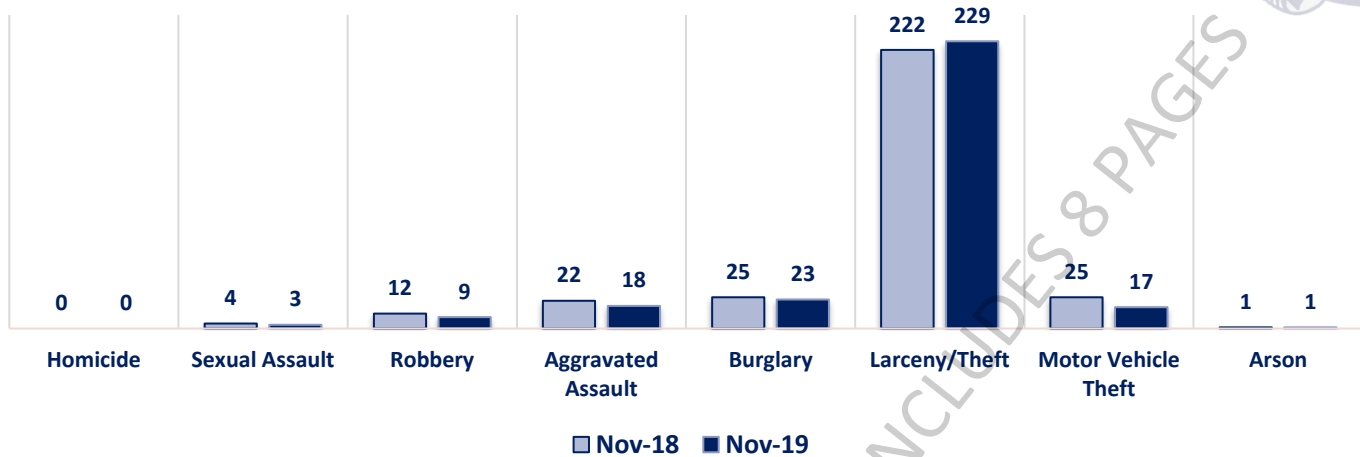
PART II OFFENSES

OFFENSE	NOV 18	NOV 19
Other Assaults	106	107
Forgery/Counterfeit	5	13
Fraud	37	34
Embezzlement	2	0
Stolen Property	6	6
Vandalism	50	81
Weapons	10	10
Prostitution	9	3
Sex Offenses	9	3
Drug Abuse	97	81
Gambling	0	0
Family Offenses	42	41
DUI	30	23
Liquor Laws	8	8
Drunkenness	34	57
Disorderly Conduct	21	26
All Other Offenses	240	297
Curfew/Loitering	0	0
Runaway	8	8
PART II TOTALS	714	798

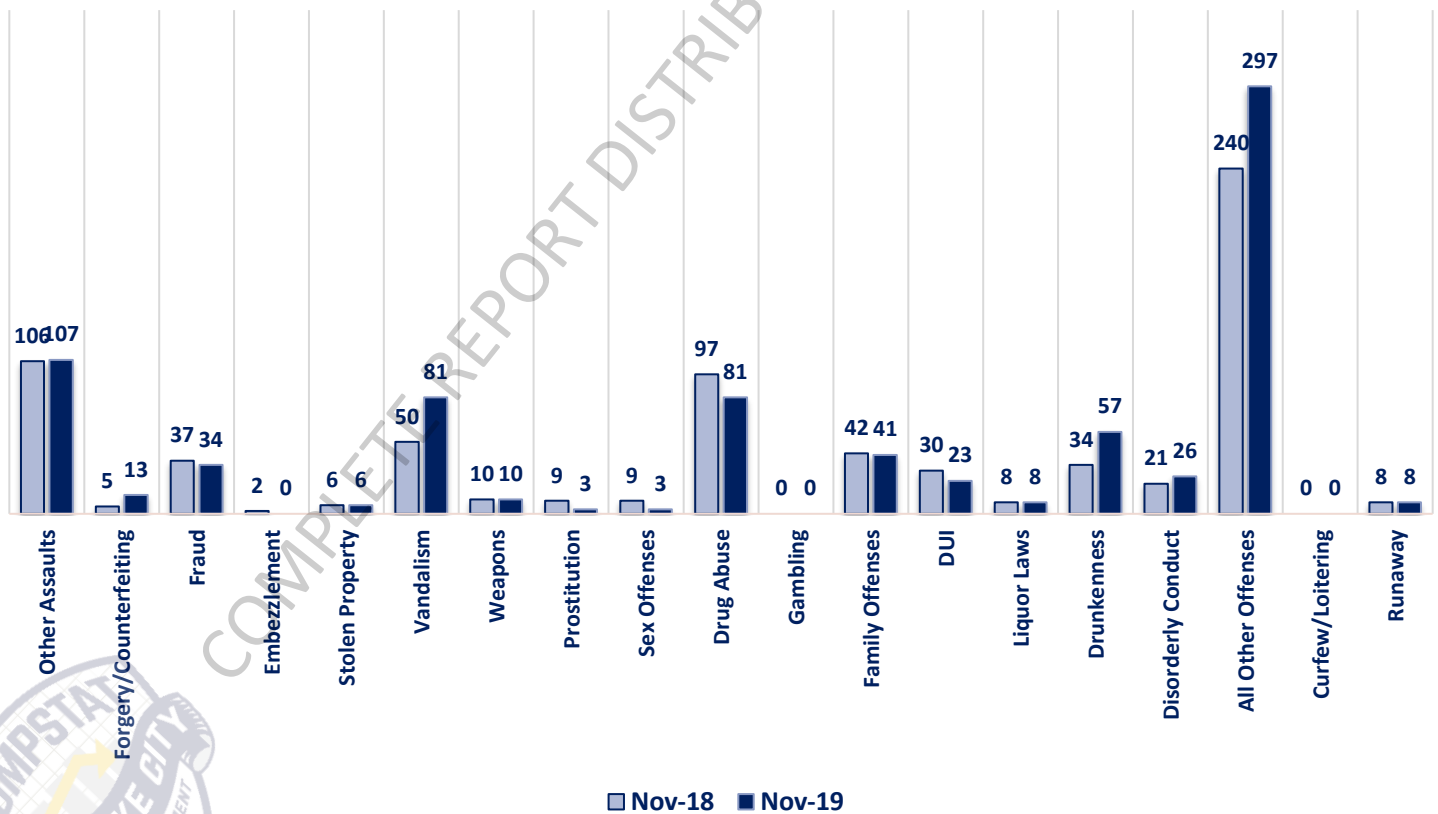
NOVEMBER 2019 - PART I & II OFFENSE PERCENTAGES



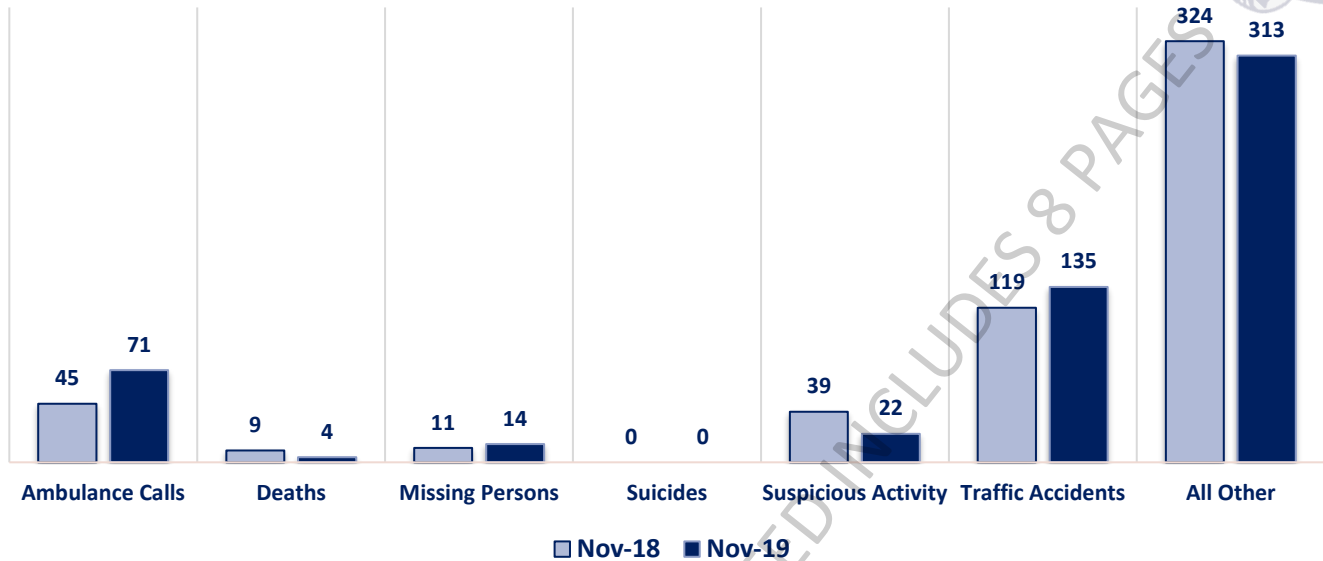
Part I Offenses



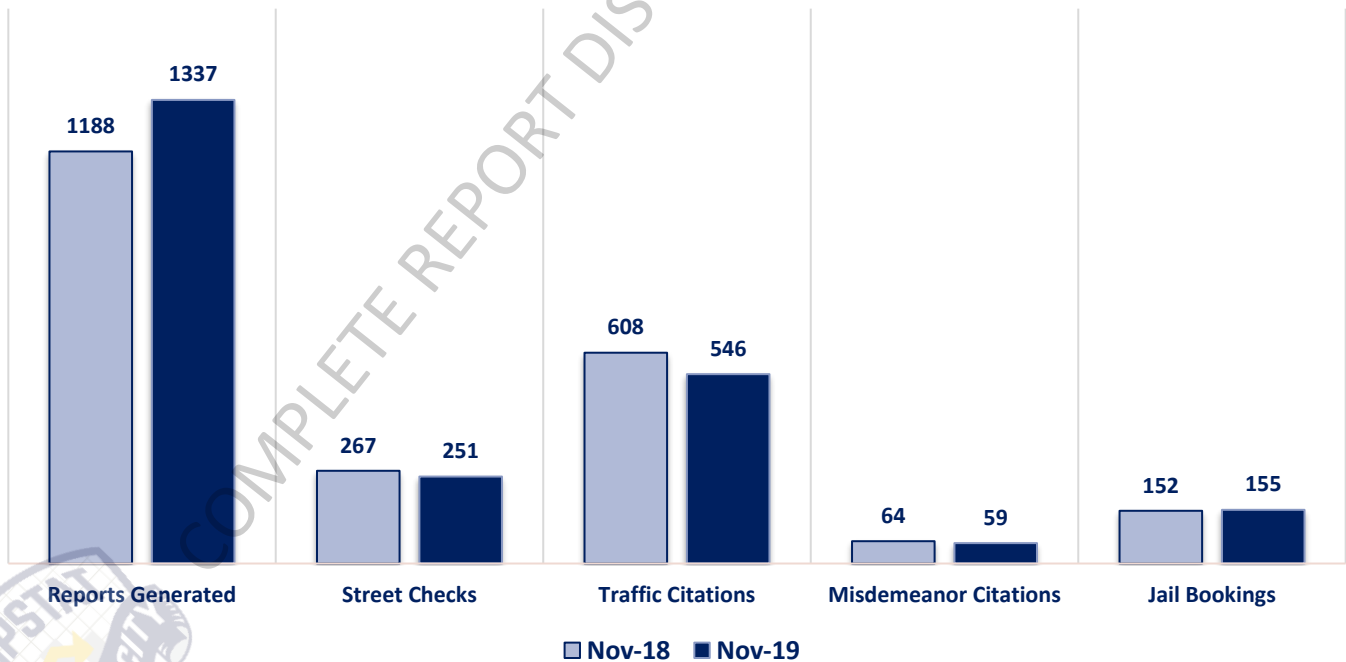
Part II Offenses



Non-UCR Offenses

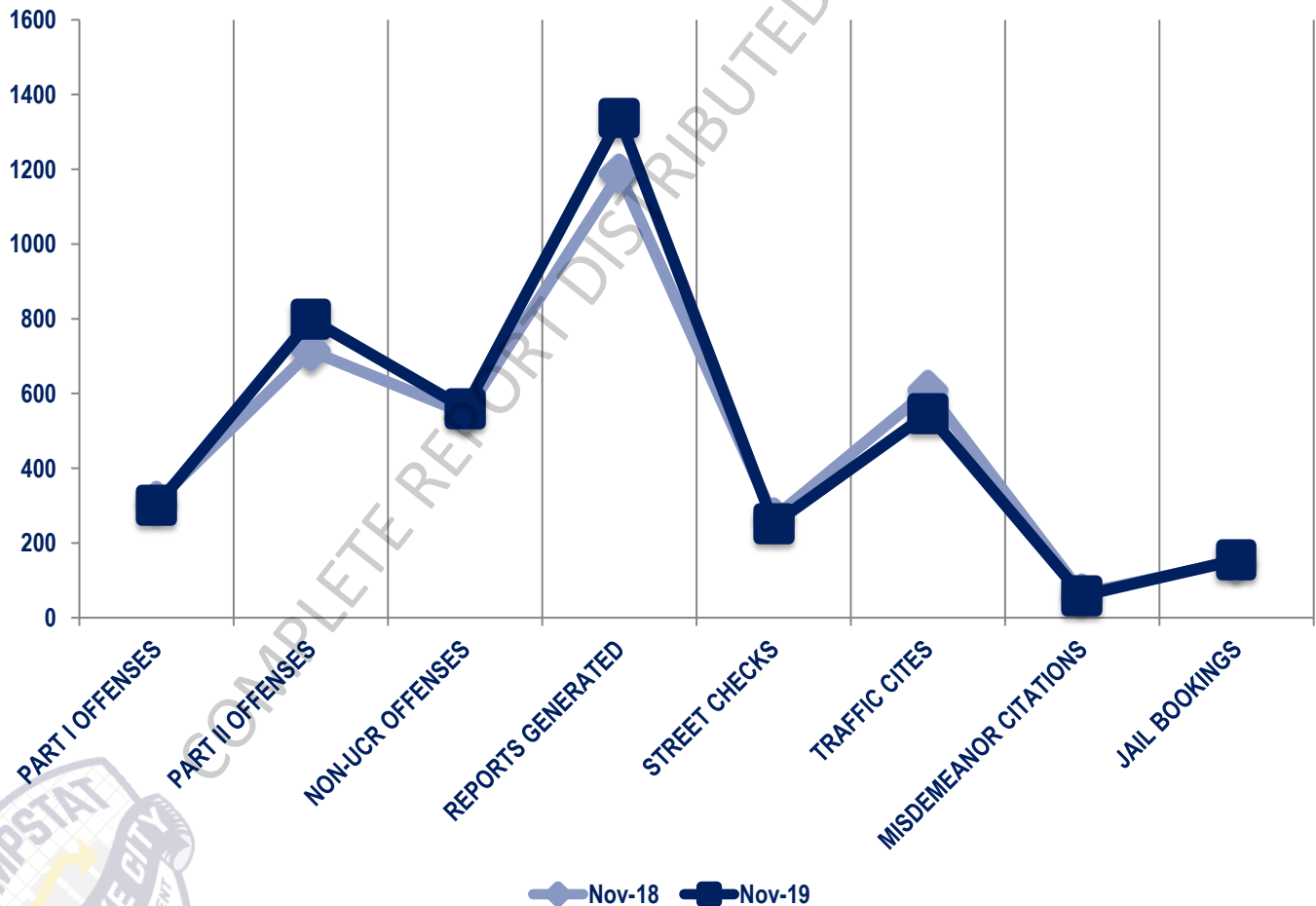


Other Event Totals



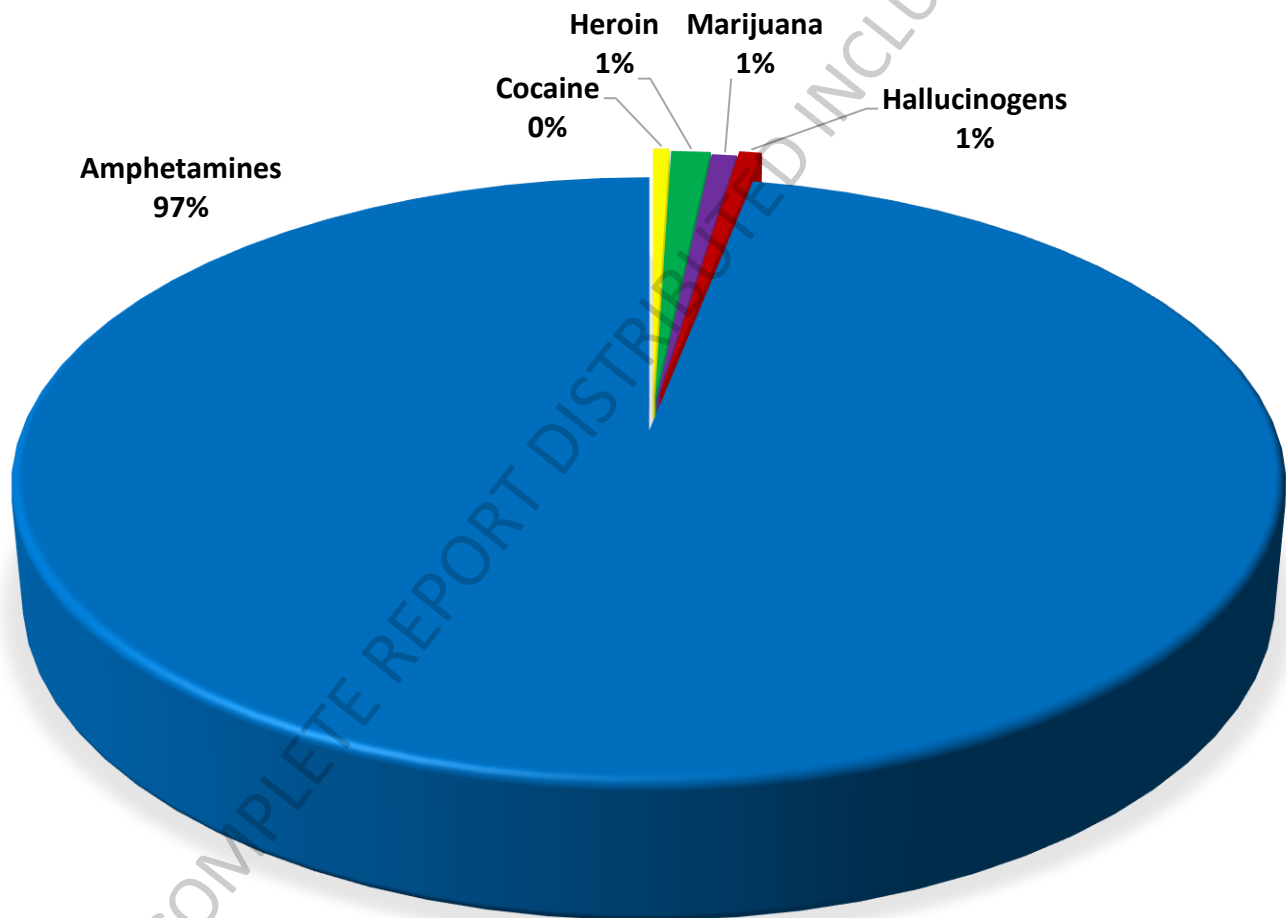
Combined Offense/Event Trends

	NOV 2018	NOV 2019
Part I Offenses	311	300
Part II Offenses	714	798
NonUCR Offenses	547	559
Reports Generated	1188	1337
Street Checks	267	251
Traffic Citations	608	546
Misdemeanor Citations	64	59
Jail Bookings	152	155

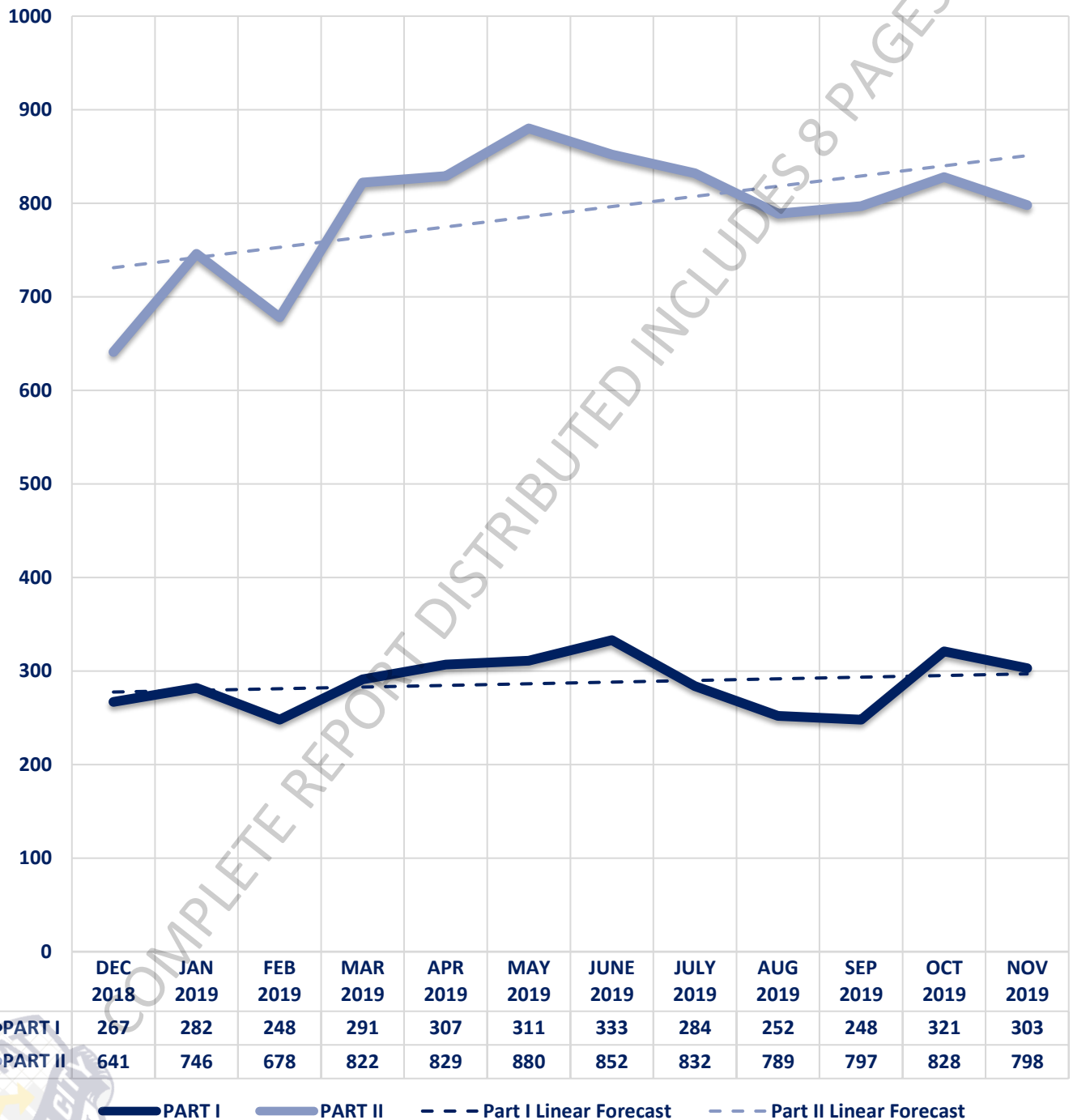


Seized Drugs

TYPE	DOSES	STREET VALUE
Cocaine	71.0	\$ 710.00
Heroin	170.0	\$ 1,700.00
Marijuana	107.8	\$ 646.78
Hallucinogens	94.9	\$ 189.89
Amphetamines	14079.6	\$ 140,796.00
TOTAL	14523.3	\$ 144,042.67



Part I & II Offenses - One Year





CITY COUNCIL DISTRICT #4

MONTHLY OFFENSE SUMMARY

DECEMBER 2019

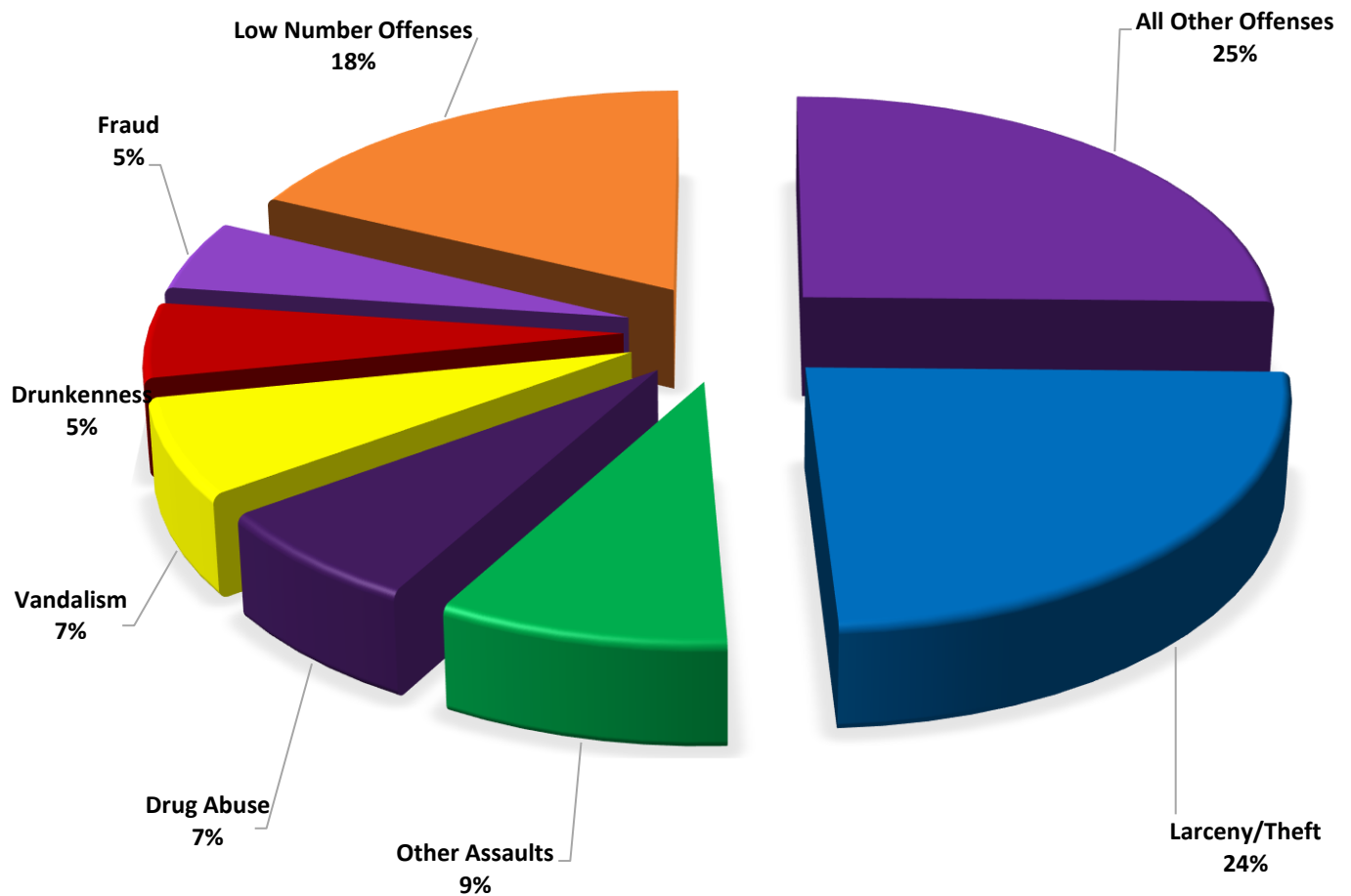
These figures represent preliminary counts of original Police Incident Reports and include all offenses within the above listed City Council District only. Full statistical analysis to determine the confidence level of this data has not been performed. The results contained herein are approximate in relation to the listed area and may not fully coincide with data shown in other areas of SLCPD's Crime Statistics page such as Calls for Service, Crimes Trending, and Crime Reports due to and reflective of departmental procedures that were in place at the time the event occurred and the date this data was compiled. Results displayed are not distinguished as attempted or completed crimes, do not include other calls for police service, and only represent police service where a report was made. Police Incident Reports are classified by primary offense categories as defined by the Uniform Crime Reporting (UCR) system, however for this report all offenses are included, and each incident may have more than one offense listed on it. In cases where there is more than one offense listed, all offenses are counted individually. Although every reasonable verification effort is made, the accuracy of any data is subject to the constraints of the report generation process as well as the manner, format, and point in time of any query.

PART I OFFENSES:	Chosen by the FBI as Part I Offenses because they are serious crimes that occur with regularity in all areas of the country and are likely to be reported to Police.
PART II OFFENSES:	All other crimes other than the eight Part I Offenses. The Uniform Crime Reporting Program gathers only arrest data for Part II Offenses, however, SLCPD results displayed in this document display all Part II Offenses, regardless of the presence of arrest data.
ALL OTHER OFFENSES:	Under the Part II Offense section, 'All Other Offenses' include Peeping Tom, Trespass, Kidnap/Abduction, Pornography, Extortion/Blackmail, Bribery, Warrants, Sexual Offenses, Obstruction, Public Peace, and Hit & Run.
NON-UCR OFFENSES:	Non-UCR Offenses include reports for all other offenses not classified as a Part I or Part II Offense. Results displayed separate some of these offenses such as Ambulance Calls, Deaths, Missing Persons, Suicides, Suspicious Activity, and Traffic Accidents.
ALL OTHER NON-UCR:	Under the Non-UCR category, 'All Other' include the remainder of offenses not classified as Part I or Part II and not separated from the Non-UCR Offenses. These include things such as Loud Parties, Barking Dogs, Mentally Ill Subjects, Citizen Assistance, etc.
LOW NUMBER OFFENSES:	On page two, in the interest of space and allowing for easier viewing, the category titled 'Low Number Offenses' include Part I and Part II Offenses from page one that have totals under the amount of 49.

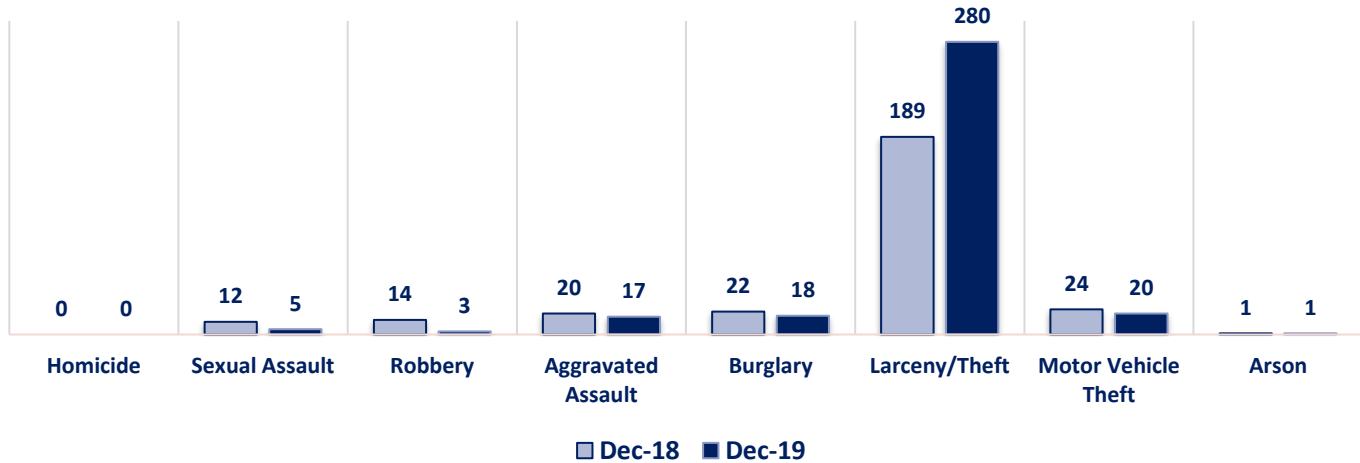
Offenses

PART I OFFENSES	OFFENSE	DEC 18	DEC 19	OFFENSE	DEC 18	DEC 19	PART II OFFENSES
	Homicide	0	0	Other Assaults	101	104	
	Sexual Assault	12	5	Forgery/Counterfeit	10	13	
	Robbery	14	3	Fraud	42	58	
	Aggravated Assault	20	17	Embezzlement	3	0	
	Burglary	22	18	Stolen Property	6	6	
	Larceny/Theft	189	280	Vandalism	48	80	
	Motor Vehicle Theft	24	20	Weapons	5	11	
	Arson	1	1	Prostitution	3	4	
NON-UCR OFFENSES	PART I TOTALS	282	344	Sex Offenses	6	4	PART II OFFENSES
	Ambulance Calls	54	70	Drug Abuse	61	81	
	Deaths	8	9	Gambling	0	0	
	Missing Persons	12	14	Family Offenses	48	49	
	Suicides	1	0	DUI	21	11	
	Suspicious Activity	27	35	Liquor Laws	7	8	
	Traffic Accidents	168	119	Drunkenness	41	62	
	All Other	353	305	Disorderly Conduct	15	26	
	NON-UCR TOTALS	623	552	All Other Offenses	237	296	
TOTALS	PART I OFFENSES	282	344	Curfew/Loitering	0	0	PART II OFFENSES
	PART II OFFENSES	660	823	Runaway	6	10	
	NON-UCR OFFENSES	623	552	PART II TOTALS	660	823	
	TOTAL	1565	1719				

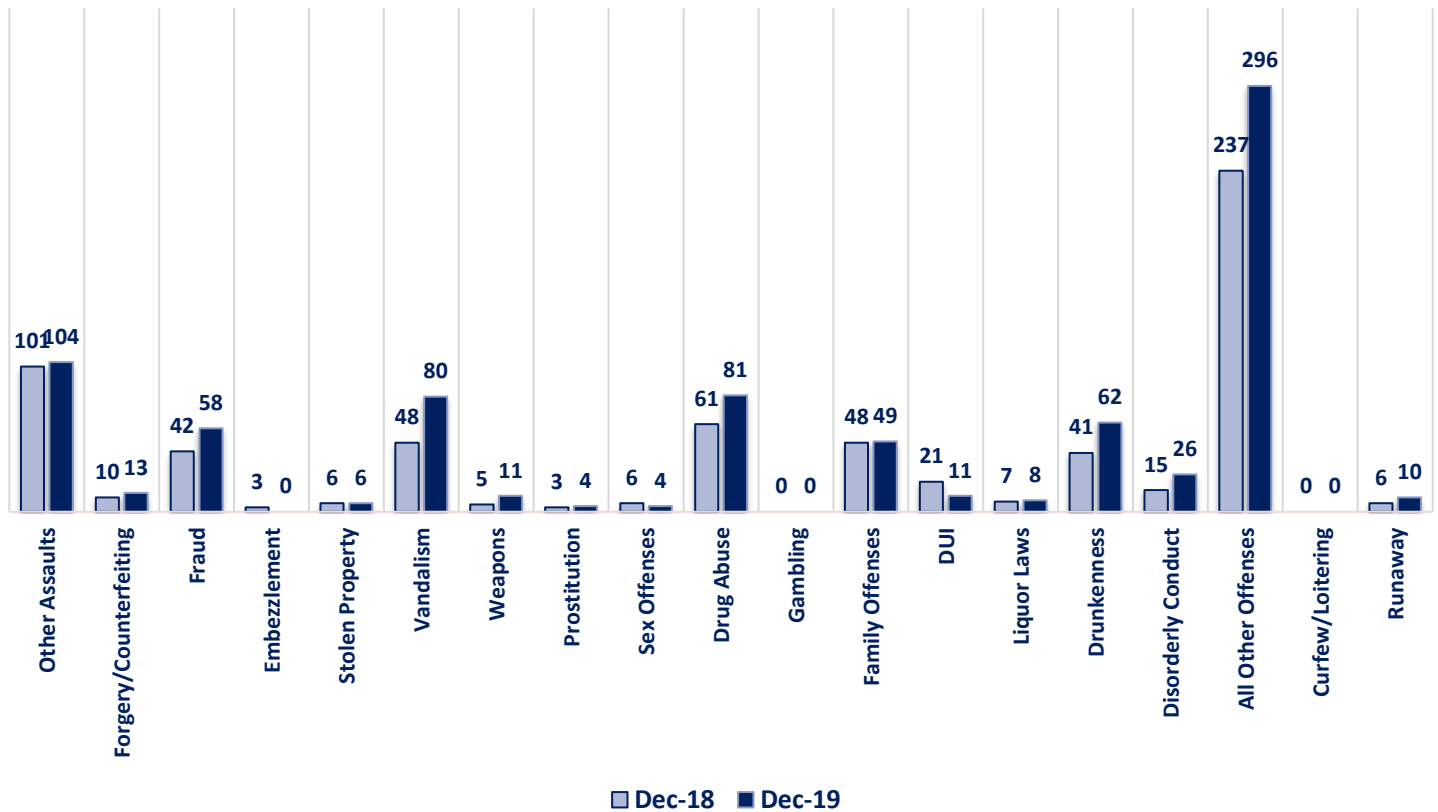
DECEMBER 2019 - PART I & II OFFENSE PERCENTAGES



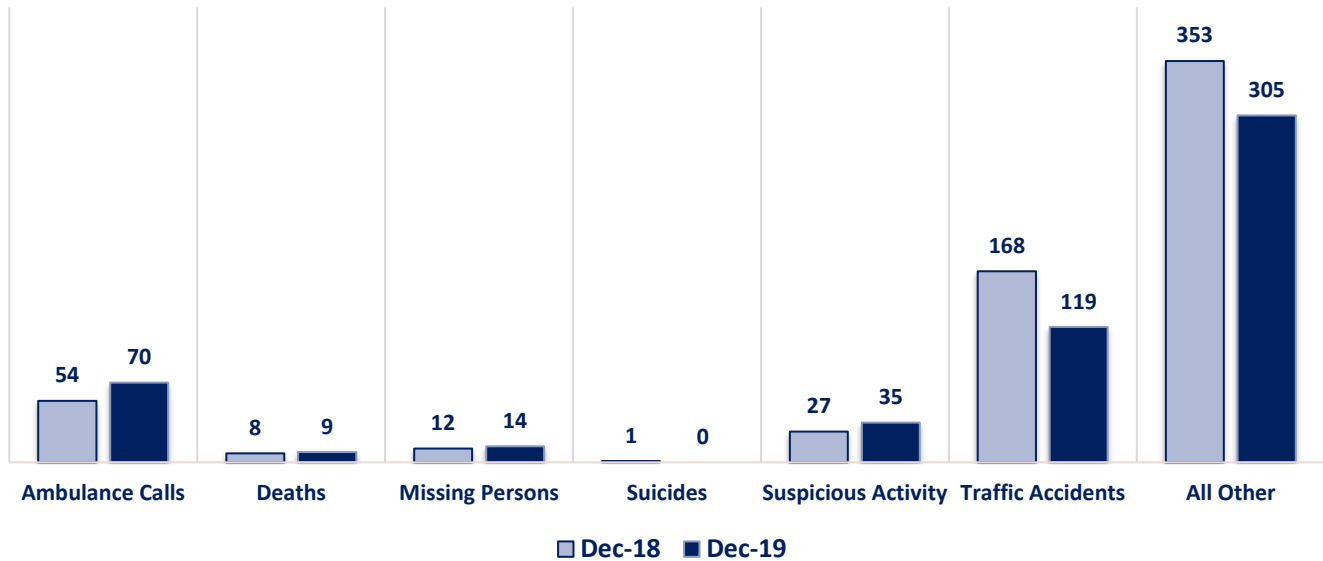
Part I Offenses



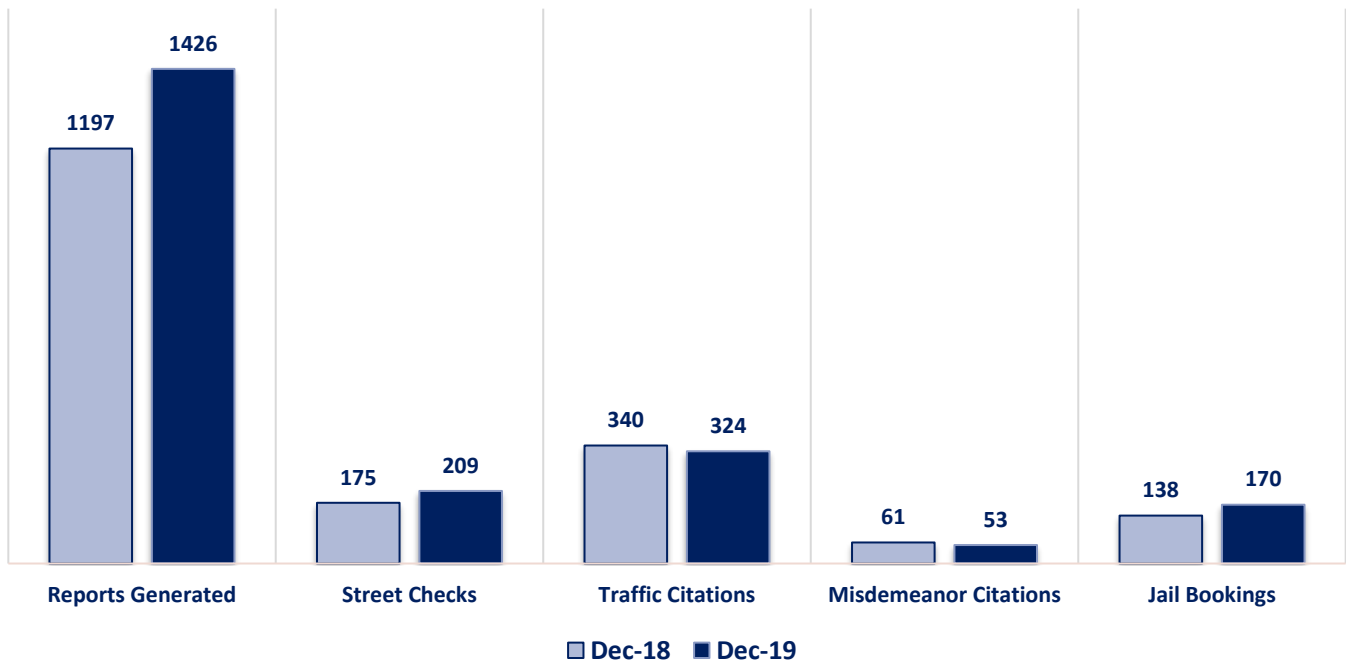
Part II Offenses



Non-UCR Offenses

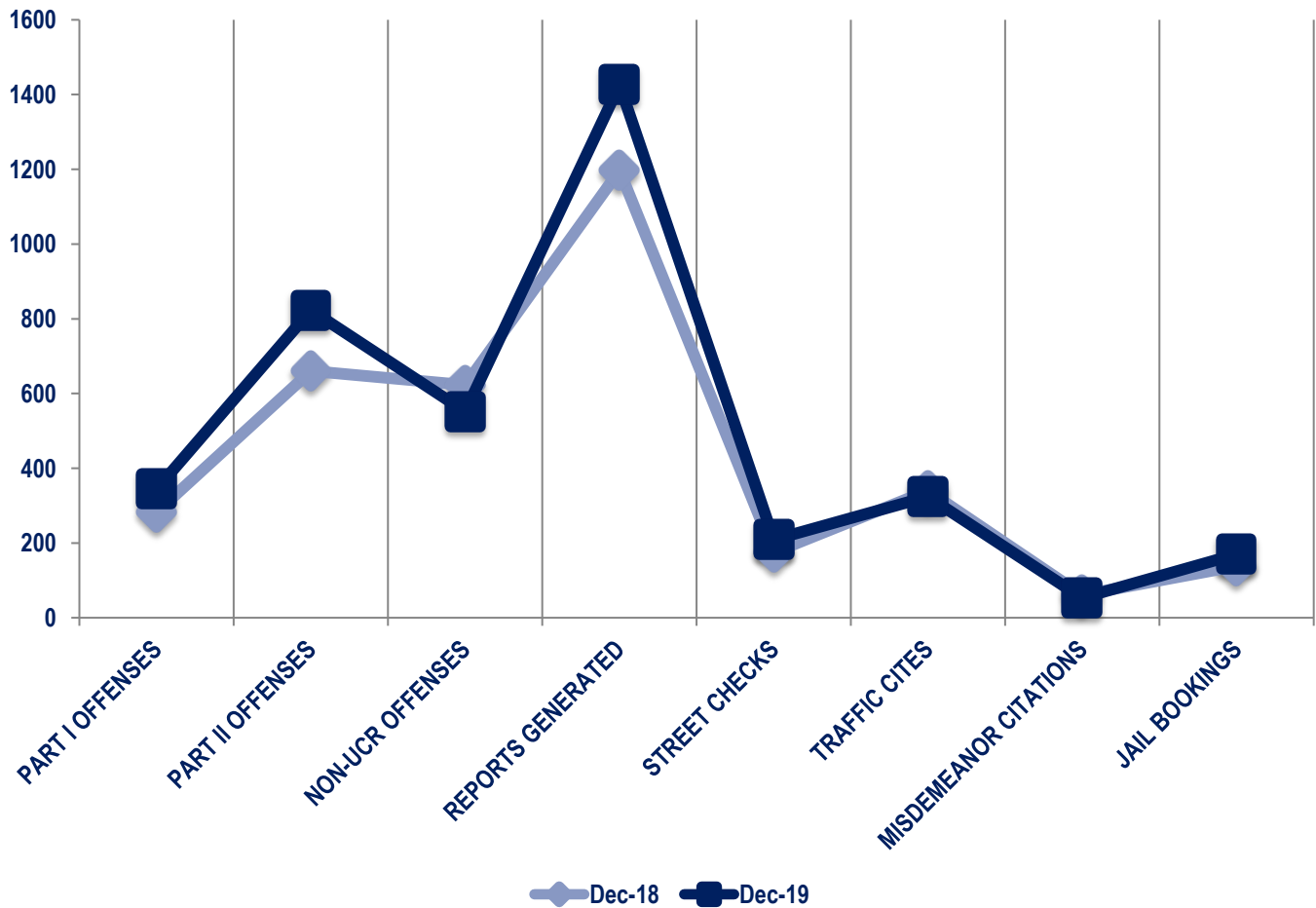


Other Event Totals



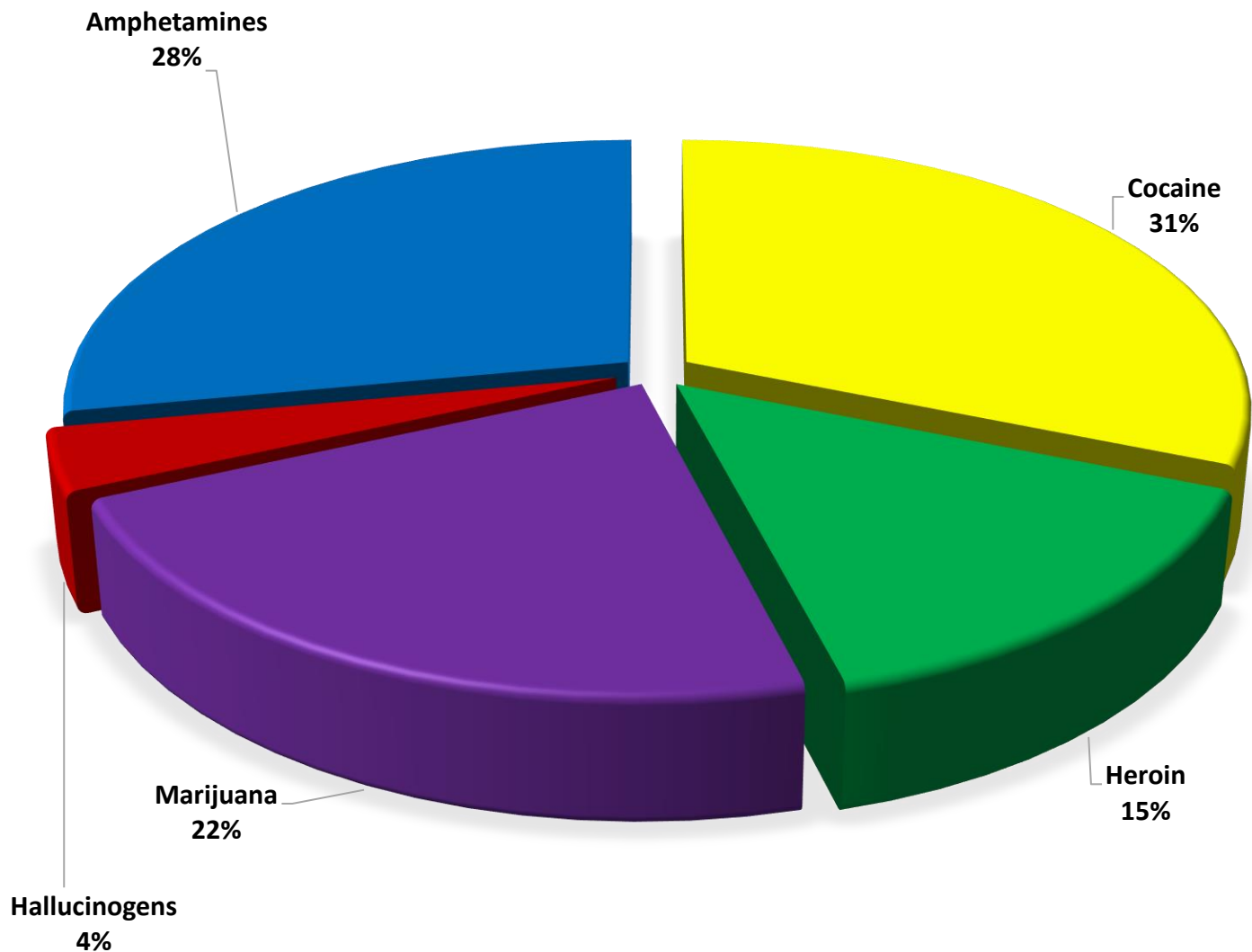
Combined Offense/Event Trends

	DEC 2018	DEC 2019
Part I Offenses	282	344
Part II Offenses	660	823
NonUCR Offenses	623	552
Reports Generated	1197	1426
Street Checks	175	209
Traffic Citations	340	324
Misdemeanor Citations	61	53
Jail Bookings	138	170



Seized Drugs

TYPE	DOSES	STREET VALUE	
Cocaine	425.0	\$	4,250.00
Heroin	201.0	\$	2,010.00
Marijuana	303.7	\$	1,822.29
Hallucinogens	51.2	\$	102.30
Amphetamines	381.0	\$	3,810.00
TOTAL	1361.9	\$	11,994.59



Part I & II Offenses - One Year

