



CITY COUNCIL DISTRICT #5

MONTHLY OFFENSE SUMMARY

JANUARY 2019

The document originally published 02/05/2019 was found to contain errors, which have been corrected as of 02/19/2019 on this version.

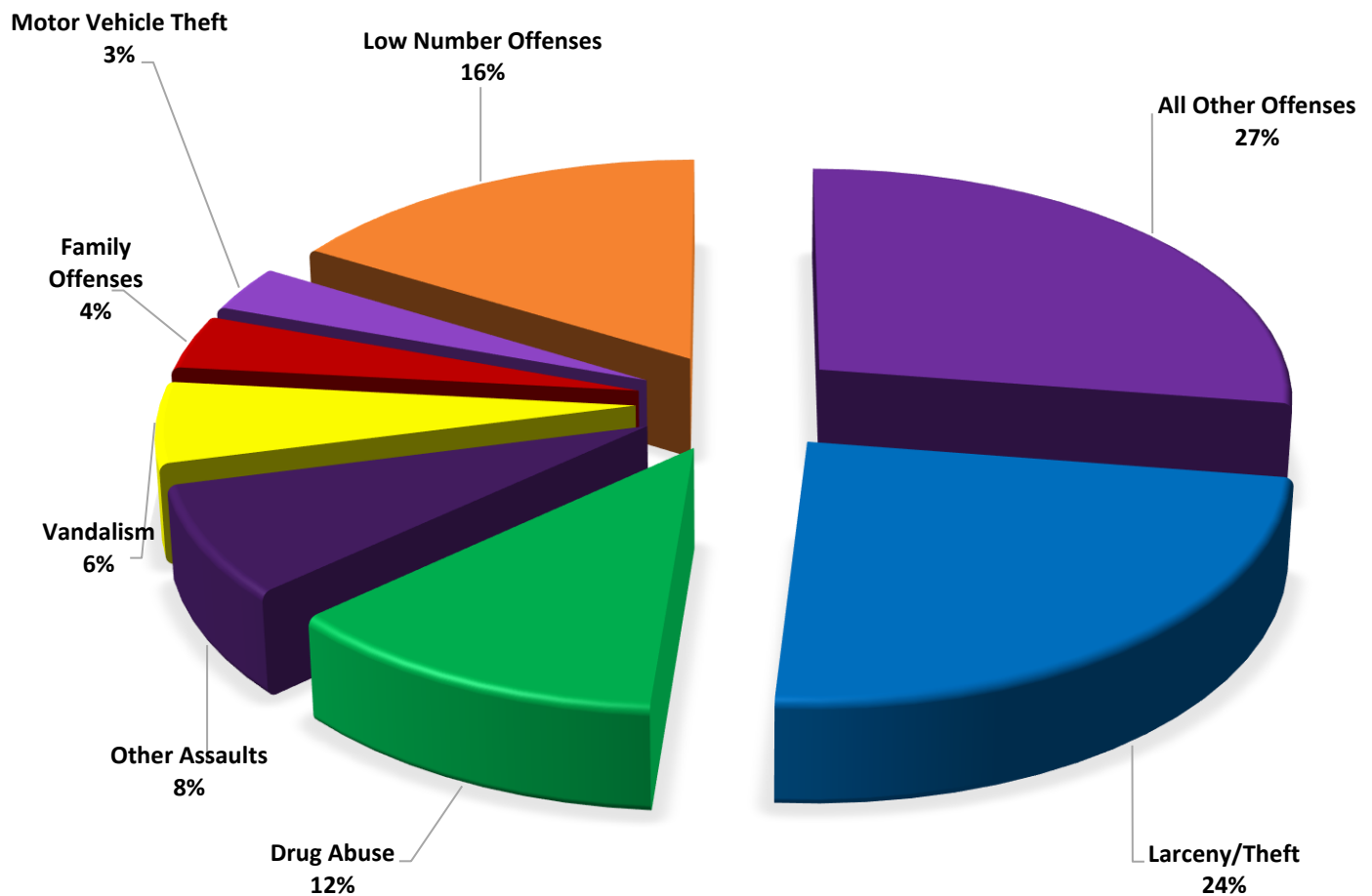
These figures represent preliminary counts of original Police Incident Reports and include all offenses within the above listed City Council District only. Full statistical analysis to determine the confidence level of this data has not been performed. The results contained herein are approximate in relation to the listed area and may not fully coincide with data shown in other areas of SLCPD's Crime Statistics page such as Calls for Service, Crimes Trending, and Crime Reports due to and reflective of departmental procedures that were in place at the time the event occurred and the date this data was compiled. Results displayed are not distinguished as attempted or completed crimes, do not include other calls for police service, and only represent police service where a report was made. Police Incident Reports are classified by primary offense categories as defined by the Uniform Crime Reporting (UCR) system, however for this report all offenses are included, and each incident may have more than one offense listed on it. In cases where there is more than one offense listed, all offenses are counted individually. Although every reasonable verification effort is made, the accuracy of any data is subject to the constraints of the report generation process as well as the manner, format, and point in time of any query.

| | |
|-----------------------------|--|
| PART I OFFENSES: | Chosen by the FBI as Part I Offenses because they are serious crimes that occur with regularity in all areas of the country and are likely to be reported to Police. |
| PART II OFFENSES: | All other crimes other than the eight Part I Offenses. The Uniform Crime Reporting Program gathers only arrest data for Part II Offenses, however, SLCPD results displayed in this document display all Part II Offenses, regardless of the presence of arrest data. |
| ALL OTHER OFFENSES: | Under the Part II Offense section, 'All Other Offenses' include Peeping Tom, Trespass, Kidnap/Abduction, Pornography, Extortion/Blackmail, Bribery, Warrants, Sexual Offenses, Obstruction, Public Peace, and Hit & Run. |
| NON-UCR OFFENSES: | Non-UCR Offenses include reports for all other offenses not classified as a Part I or Part II Offense. Results displayed separate some of these offenses such as Ambulance Calls, Deaths, Missing Persons, Suicides, Suspicious Activity, and Traffic Accidents. |
| ALL OTHER NON-UCR: | Under the Non-UCR category, 'All Other' include the remainder of offenses not classified as Part I or Part II and not separated from the Non-UCR Offenses. These include things such as Loud Parties, Barking Dogs, Mentally Ill Subjects, Citizen Assistance, etc. |
| LOW NUMBER OFFENSES: | On page two, in the interest of space and allowing for easier viewing, the category titled 'Low Number Offenses' include Part I and Part II Offenses from page one that have totals under the amount of 20. |

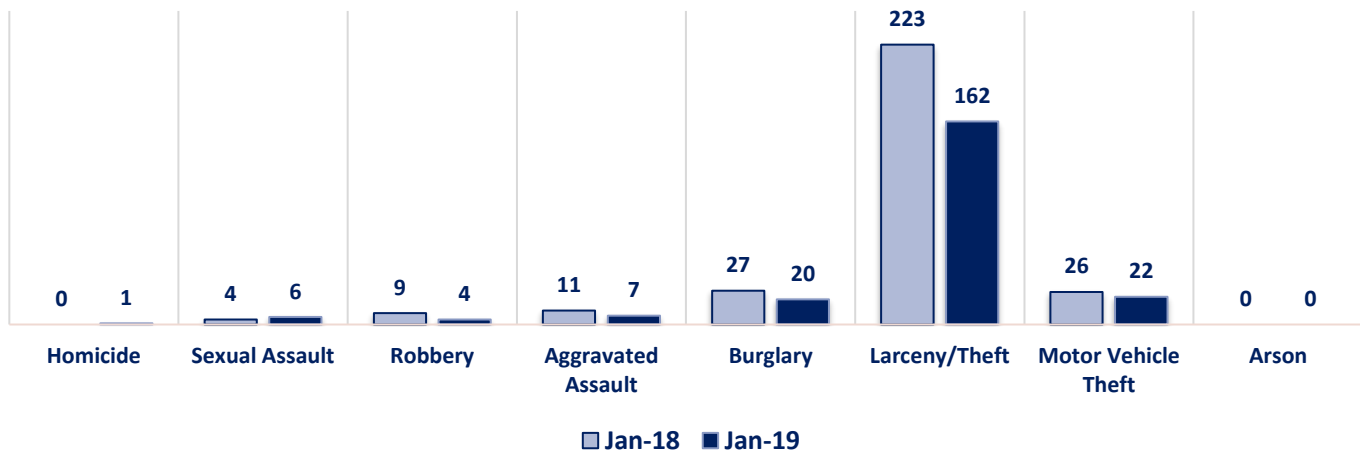
Offenses

| PART I OFFENSES | OFFENSE | JAN 18 | JAN 19 | OFFENSE | JAN 18 | JAN 19 | PART II OFFENSES |
|------------------|-------------------------|-------------|-------------|-----------------------|------------|------------|------------------|
| | Homicide | 0 | 1 | Other Assaults | 39 | 53 | |
| | Sexual Assault | 4 | 6 | Forgery/Counterfeit | 7 | 2 | |
| | Robbery | 9 | 4 | Fraud | 31 | 16 | |
| | Aggravated Assault | 11 | 7 | Embezzlement | 0 | 0 | |
| | Burglary | 27 | 20 | Stolen Property | 9 | 2 | |
| | Larceny/Theft | 223 | 162 | Vandalism | 33 | 39 | |
| | Motor Vehicle Theft | 26 | 22 | Weapons | 6 | 4 | |
| | Arson | 0 | 0 | Prostitution | 27 | 7 | |
| NON-UCR OFFENSES | PART I TOTALS | 300 | 222 | Sex Offenses | 4 | 5 | PART II OFFENSES |
| | Ambulance Calls | 27 | 32 | Drug Abuse | 122 | 82 | |
| | Deaths | 3 | 4 | Gambling | 0 | 1 | |
| | Missing Persons | 2 | 2 | Family Offenses | 22 | 26 | |
| | Suicides | 3 | 1 | DUI | 8 | 15 | |
| | Suspicious Activity | 20 | 19 | Liquor Laws | 4 | 3 | |
| | Traffic Accidents | 51 | 76 | Drunkenness | 16 | 8 | |
| | All Other | 196 | 185 | Disorderly Conduct | 11 | 8 | |
| | NON-UCR TOTALS | 302 | 319 | All Other Offenses | 237 | 187 | |
| TOTALS | PART I OFFENSES | 300 | 222 | Curfew/Loitering | 1 | 0 | PART II OFFENSES |
| | PART II OFFENSES | 581 | 460 | Runaway | 4 | 2 | |
| | NON-UCR OFFENSES | 302 | 319 | PART II TOTALS | 581 | 460 | |
| | TOTAL | 1183 | 1001 | | | | |

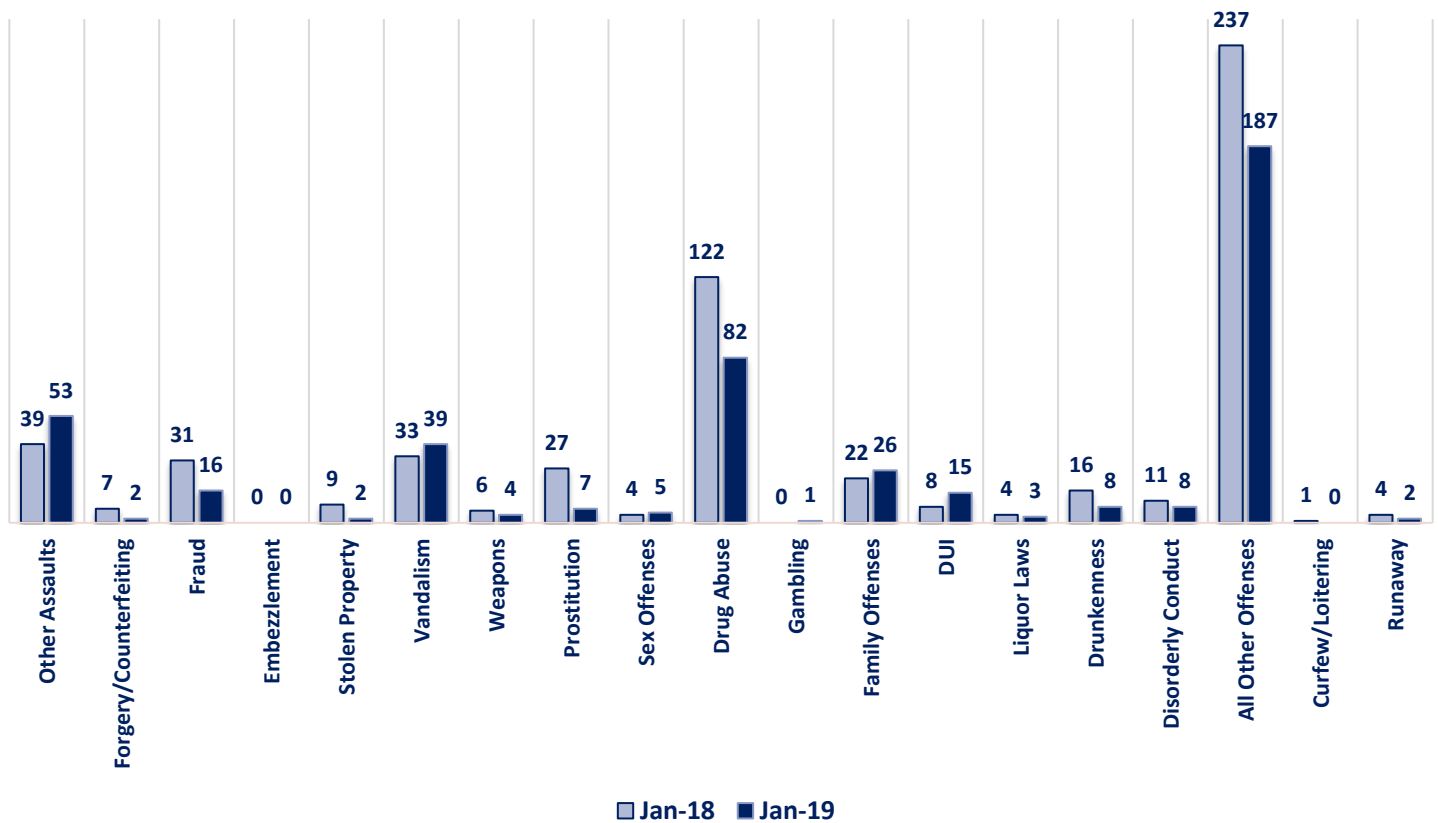
JANUARY 2019 - PART I & II OFFENSE PERCENTAGES



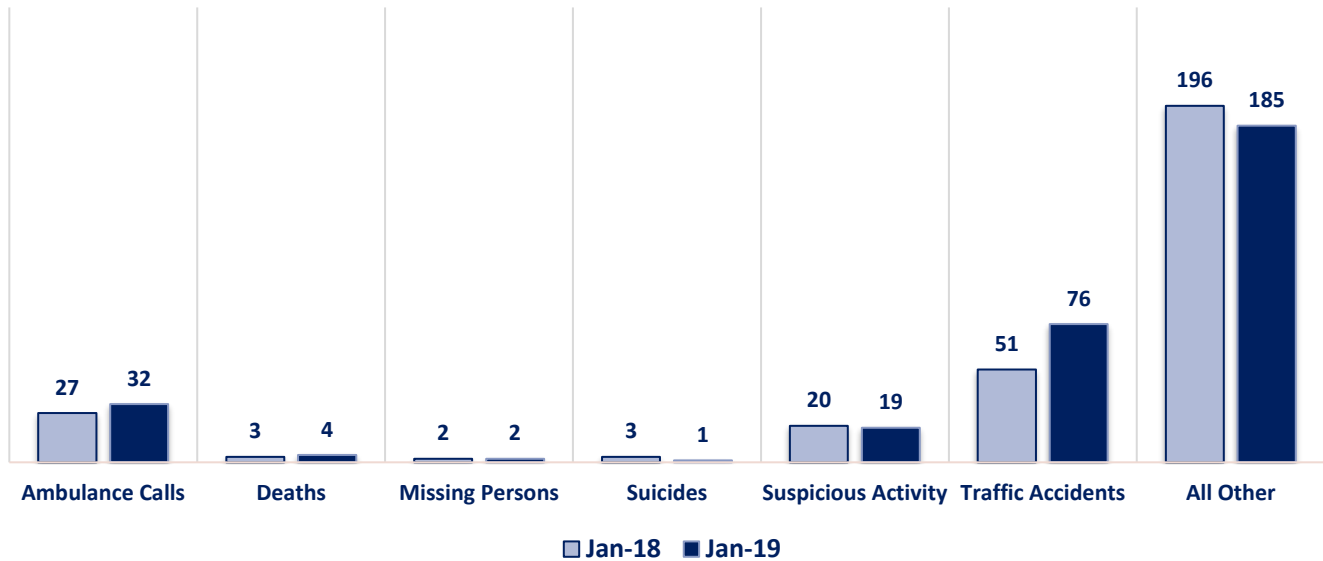
Part I Offenses



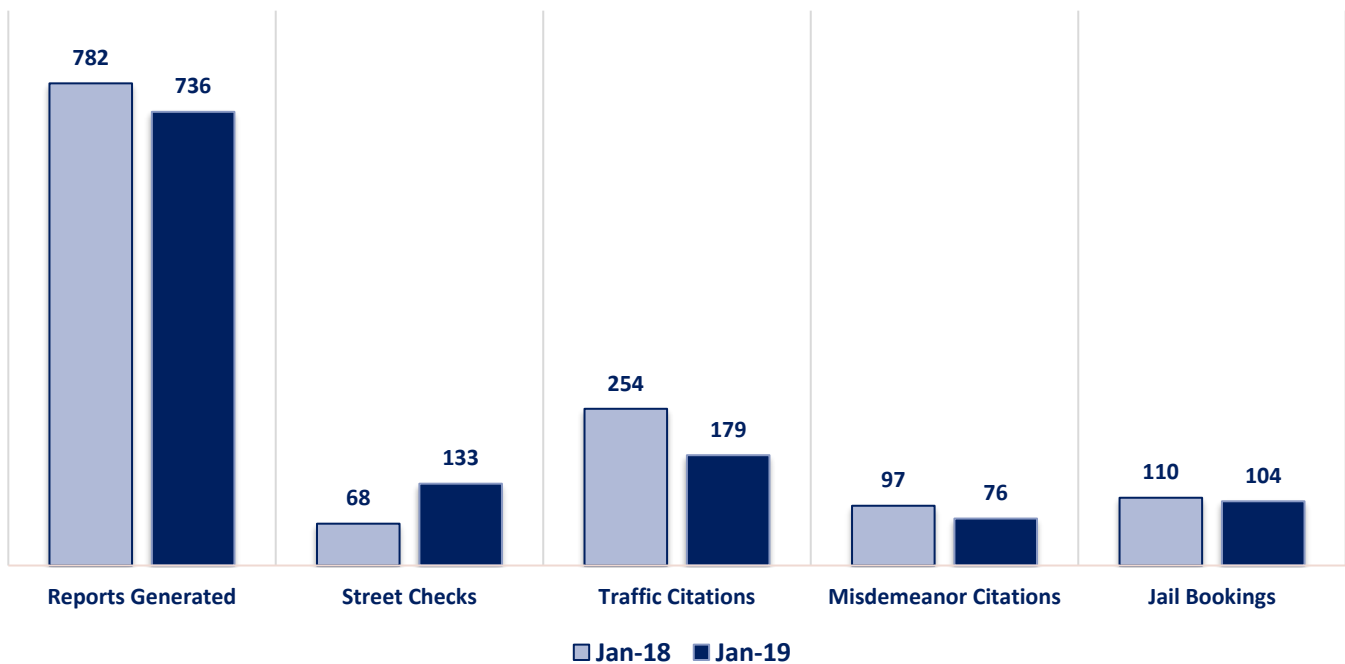
Part II Offenses



Non-UCR Offenses

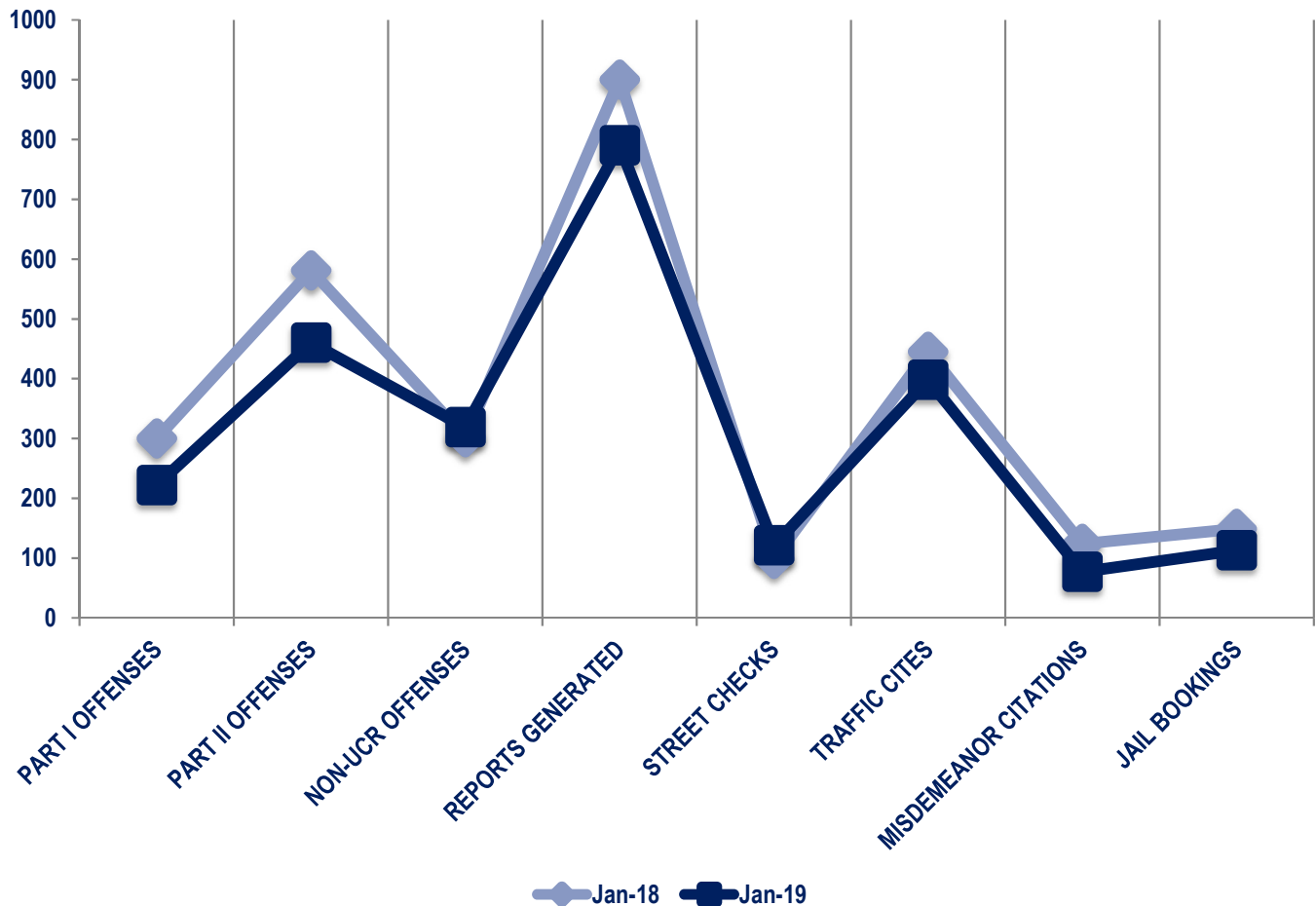


Other Event Totals



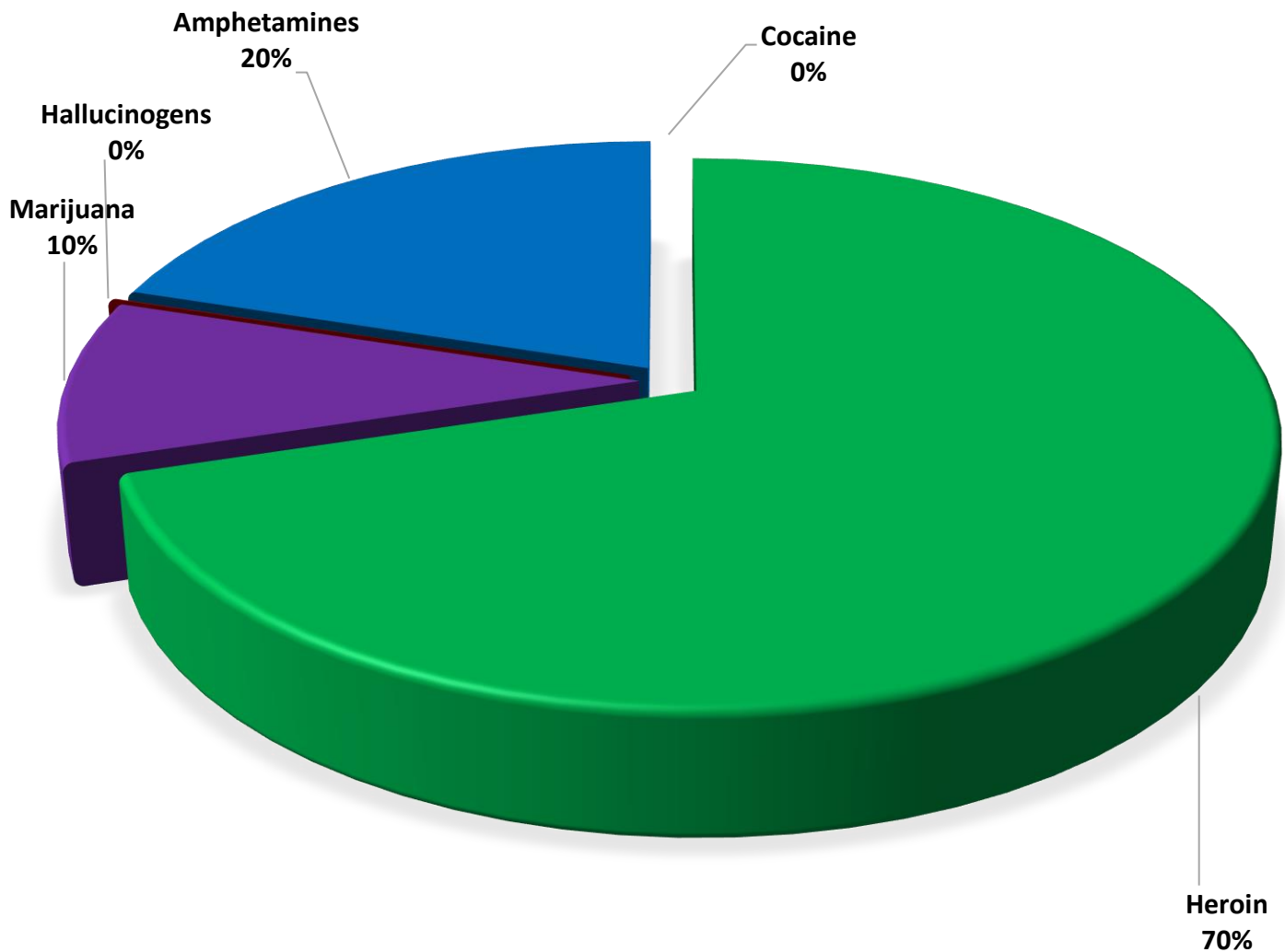
Combined Offense/Event Trends

| | JAN 2018 | JAN 2019 |
|------------------------------|----------|----------|
| Part I Offenses | 300 | 222 |
| Part II Offenses | 581 | 460 |
| NonUCR Offenses | 302 | 319 |
| Reports Generated | 900 | 790 |
| Street Checks | 99 | 121 |
| Traffic Citations | 445 | 398 |
| Misdemeanor Citations | 124 | 77 |
| Jail Bookings | 149 | 113 |

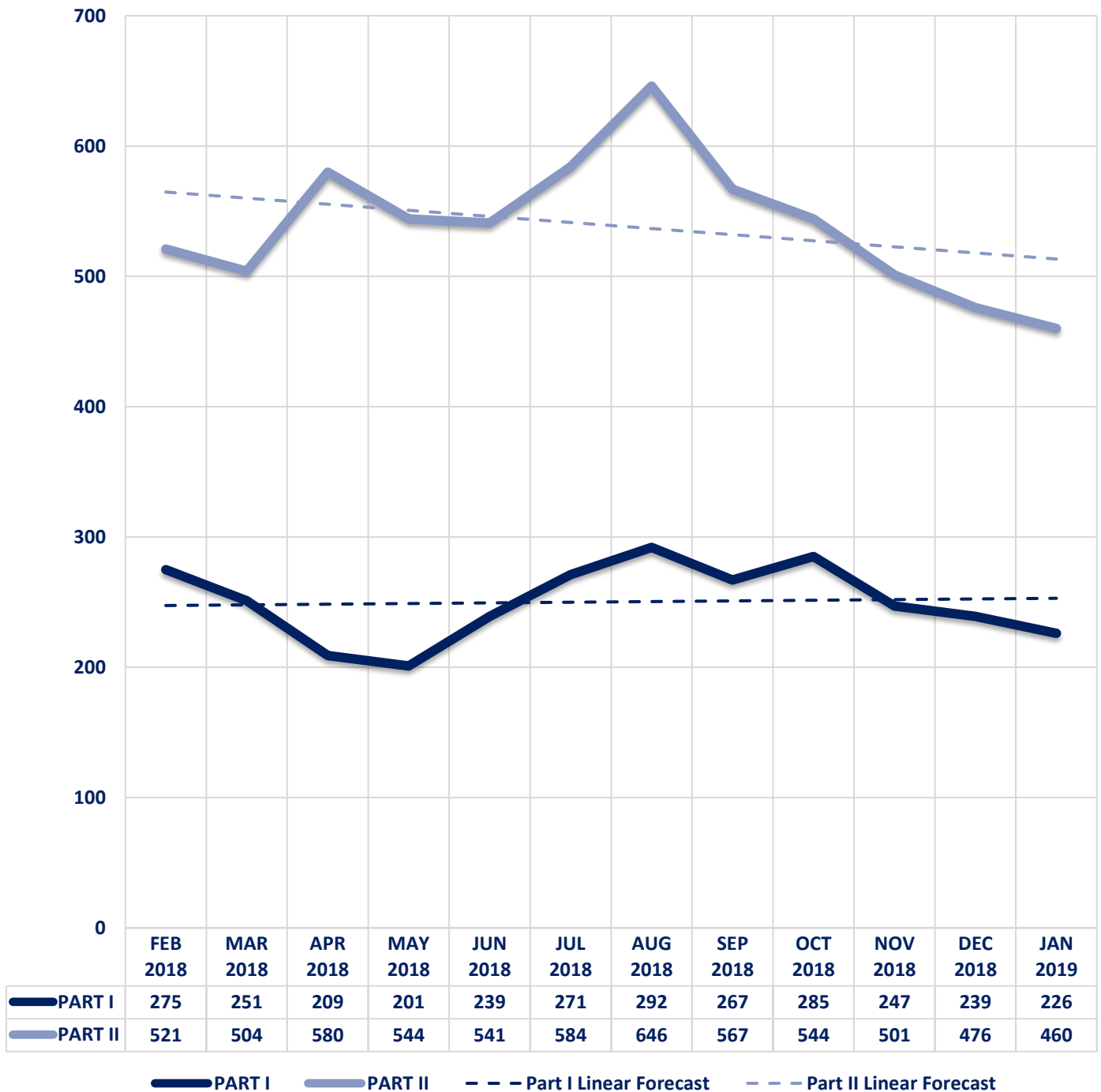


Seized Drugs

| TYPE | DOSES | STREET VALUE |
|---------------|---------------|---------------------|
| Cocaine | 0.0 | \$ - |
| Heroin | 1064.8 | \$ 10,647.50 |
| Marijuana | 146.8 | \$ 880.94 |
| Hallucinogens | 0.5 | \$ 1.06 |
| Amphetamines | 304.2 | \$ 3,042.00 |
| TOTAL | 1516.3 | \$ 14,571.49 |



Part I & II Offenses - One Year





CITY COUNCIL DISTRICT #5

MONTHLY OFFENSE SUMMARY

FEBRUARY 2019

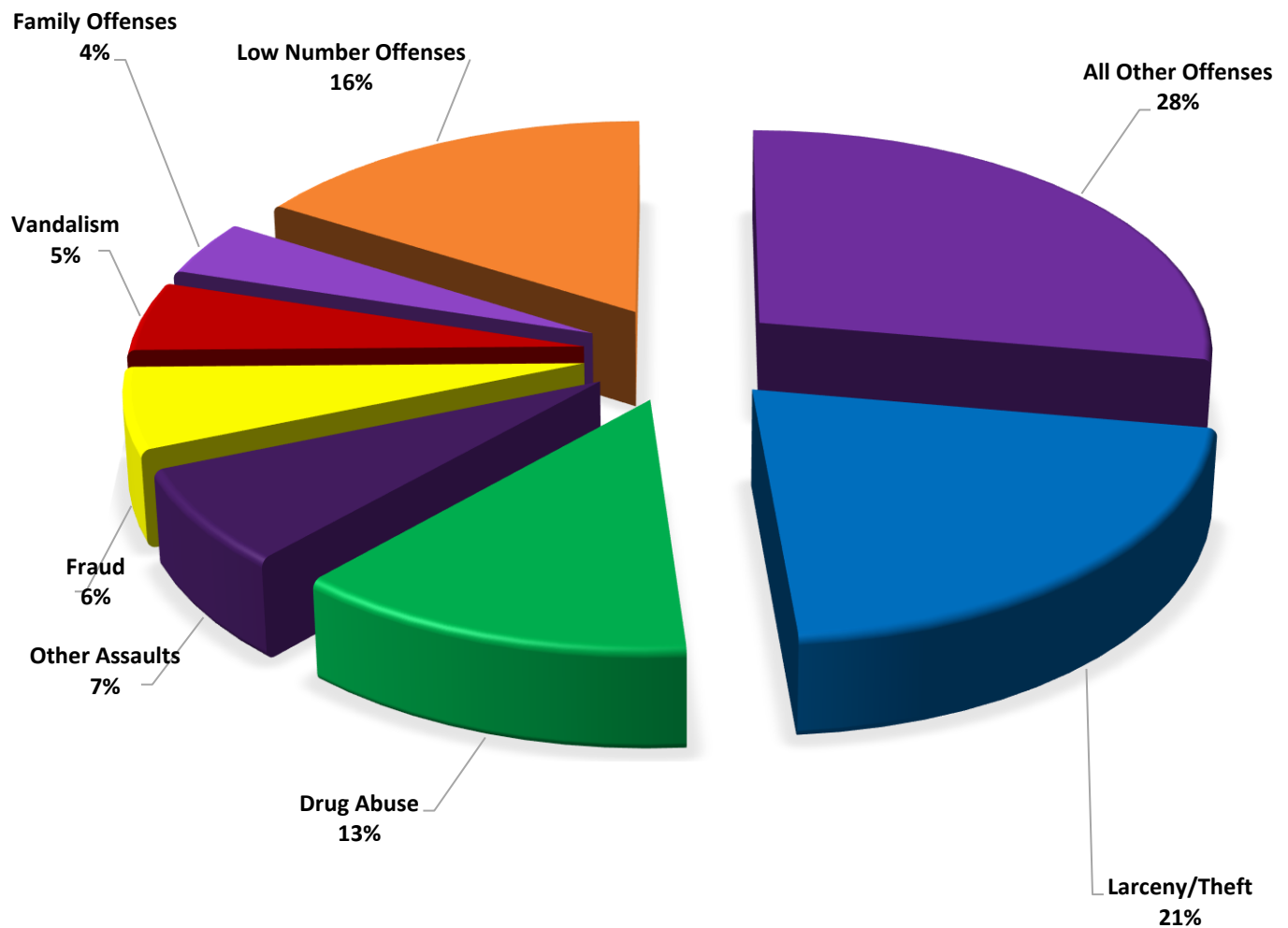
These figures represent preliminary counts of original Police Incident Reports and include all offenses within the above listed City Council District only. Full statistical analysis to determine the confidence level of this data has not been performed. The results contained herein are approximate in relation to the listed area and may not fully coincide with data shown in other areas of SLCPD's Crime Statistics page such as Calls for Service, Crimes Trending, and Crime Reports due to and reflective of departmental procedures that were in place at the time the event occurred and the date this data was compiled. Results displayed are not distinguished as attempted or completed crimes, do not include other calls for police service, and only represent police service where a report was made. Police Incident Reports are classified by primary offense categories as defined by the Uniform Crime Reporting (UCR) system, however for this report all offenses are included, and each incident may have more than one offense listed on it. In cases where there is more than one offense listed, all offenses are counted individually. Although every reasonable verification effort is made, the accuracy of any data is subject to the constraints of the report generation process as well as the manner, format, and point in time of any query.

| | |
|-----------------------------|--|
| PART I OFFENSES: | Chosen by the FBI as Part I Offenses because they are serious crimes that occur with regularity in all areas of the country and are likely to be reported to Police. |
| PART II OFFENSES: | All other crimes other than the eight Part I Offenses. The Uniform Crime Reporting Program gathers only arrest data for Part II Offenses, however, SLCPD results displayed in this document display all Part II Offenses, regardless of the presence of arrest data. |
| ALL OTHER OFFENSES: | Under the Part II Offense section, 'All Other Offenses' include Peeping Tom, Trespass, Kidnap/Abduction, Pornography, Extortion/Blackmail, Bribery, Warrants, Sexual Offenses, Obstruction, Public Peace, and Hit & Run. |
| NON-UCR OFFENSES: | Non-UCR Offenses include reports for all other offenses not classified as a Part I or Part II Offense. Results displayed separate some of these offenses such as Ambulance Calls, Deaths, Missing Persons, Suicides, Suspicious Activity, and Traffic Accidents. |
| ALL OTHER NON-UCR: | Under the Non-UCR category, 'All Other' include the remainder of offenses not classified as Part I or Part II and not separated from the Non-UCR Offenses. These include things such as Loud Parties, Barking Dogs, Mentally Ill Subjects, Citizen Assistance, etc. |
| LOW NUMBER OFFENSES: | On page two, in the interest of space and allowing for easier viewing, the category titled 'Low Number Offenses' include Part I and Part II Offenses from page one that have totals under the amount of 19. |

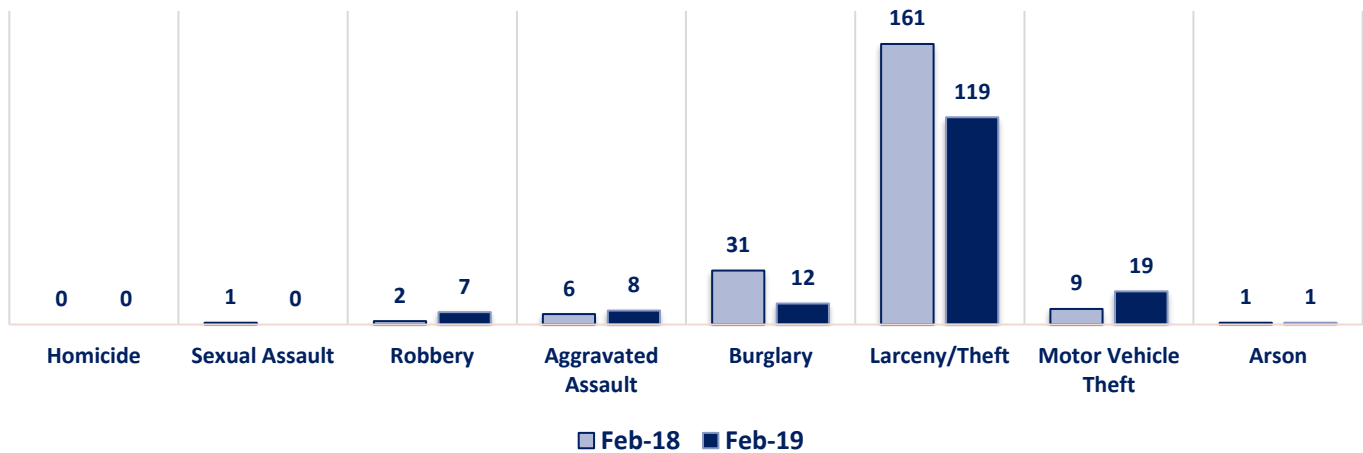
Offenses

| PART I OFFENSES | OFFENSE | FEB 18 | FEB 19 | OFFENSE | FEB 18 | FEB 19 | PART II OFFENSES |
|------------------|-------------------------|------------|------------|-----------------------|------------|------------|------------------|
| | Homicide | 0 | 0 | Other Assaults | 47 | 40 | |
| | Sexual Assault | 1 | 0 | Forgery/Counterfeit | 10 | 6 | |
| | Robbery | 2 | 7 | Fraud | 29 | 34 | |
| | Aggravated Assault | 6 | 8 | Embezzlement | 0 | 0 | |
| | Burglary | 31 | 12 | Stolen Property | 5 | 8 | |
| | Larceny/Theft | 161 | 119 | Vandalism | 33 | 29 | |
| | Motor Vehicle Theft | 9 | 19 | Weapons | 3 | 2 | |
| | Arson | 1 | 1 | Prostitution | 13 | 4 | |
| NON-UCR OFFENSES | PART I TOTALS | 211 | 166 | Sex Offenses | 2 | 2 | PART II OFFENSES |
| | Ambulance Calls | 14 | 24 | Drug Abuse | 97 | 73 | |
| | Deaths | 4 | 5 | Gambling | 0 | 1 | |
| | Missing Persons | 2 | 3 | Family Offenses | 32 | 23 | |
| | Suicides | 0 | 0 | DUI | 3 | 10 | |
| | Suspicious Activity | 14 | 17 | Liquor Laws | 3 | 1 | |
| | Traffic Accidents | 74 | 60 | Drunkenness | 9 | 8 | |
| | All Other | 194 | 210 | Disorderly Conduct | 11 | 1 | |
| | NON-UCR TOTALS | 302 | 319 | All Other Offenses | 155 | 157 | |
| TOTALS | PART I OFFENSES | 211 | 166 | Curfew/Loitering | 0 | 0 | PART II OFFENSES |
| | PART II OFFENSES | 455 | 400 | Runaway | 3 | 1 | |
| | NON-UCR OFFENSES | 302 | 319 | PART II TOTALS | 455 | 400 | |
| | TOTAL | 968 | 885 | | | | |

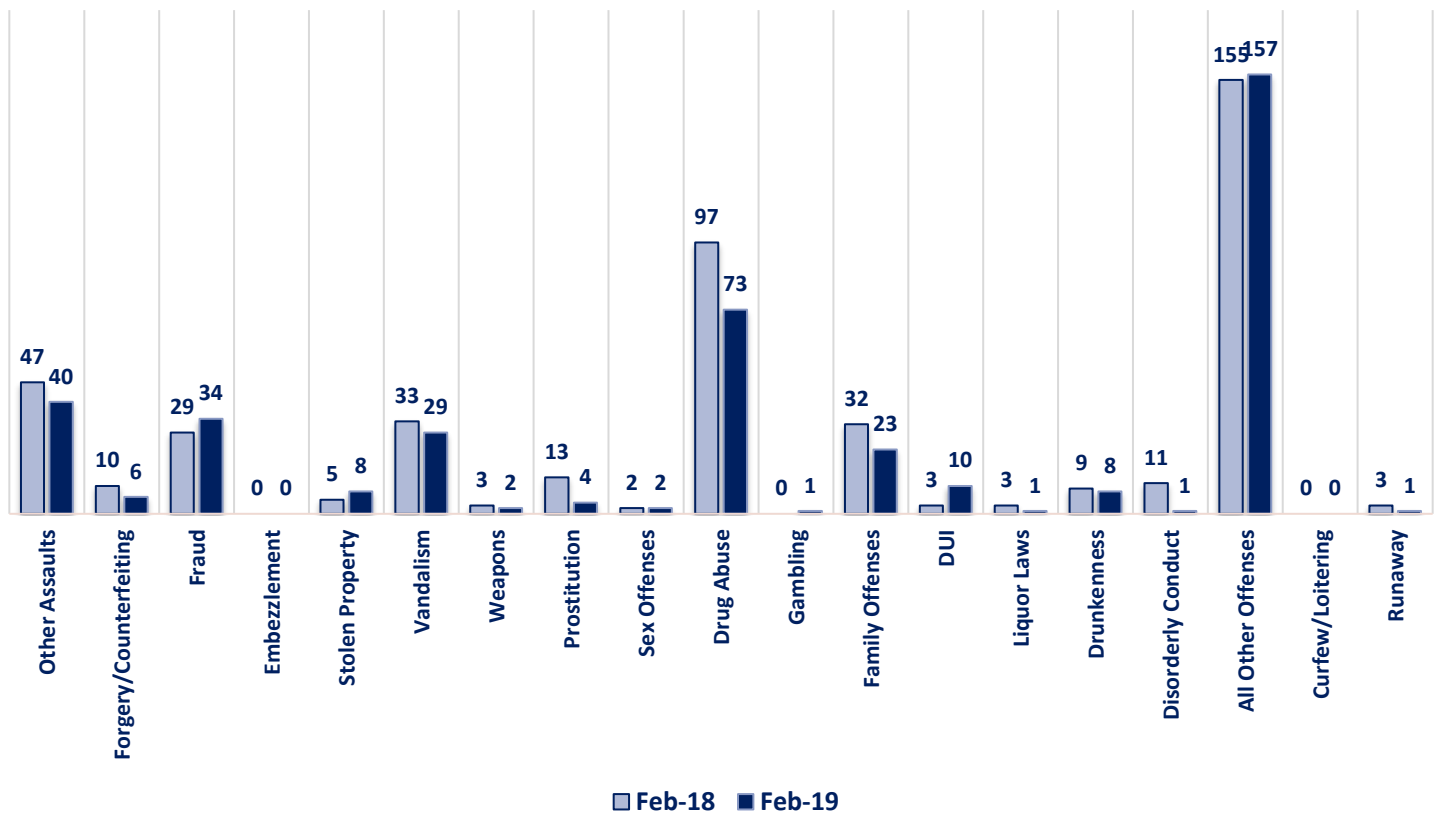
FEBRUARY 2019 - PART I & II OFFENSE PERCENTAGES



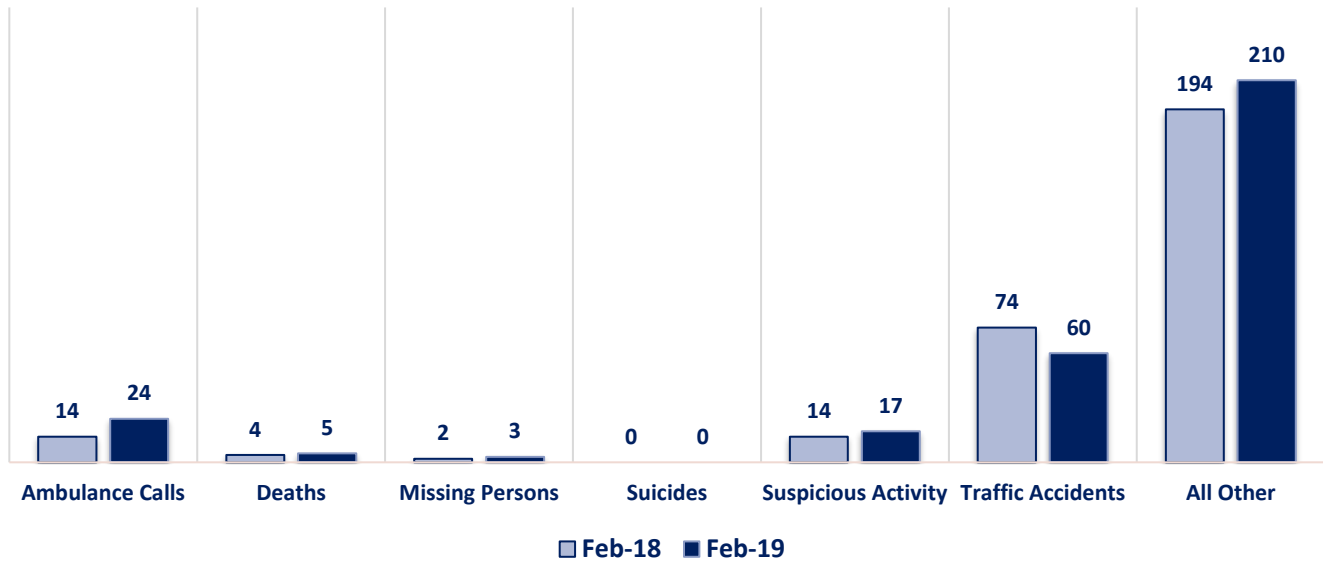
Part I Offenses



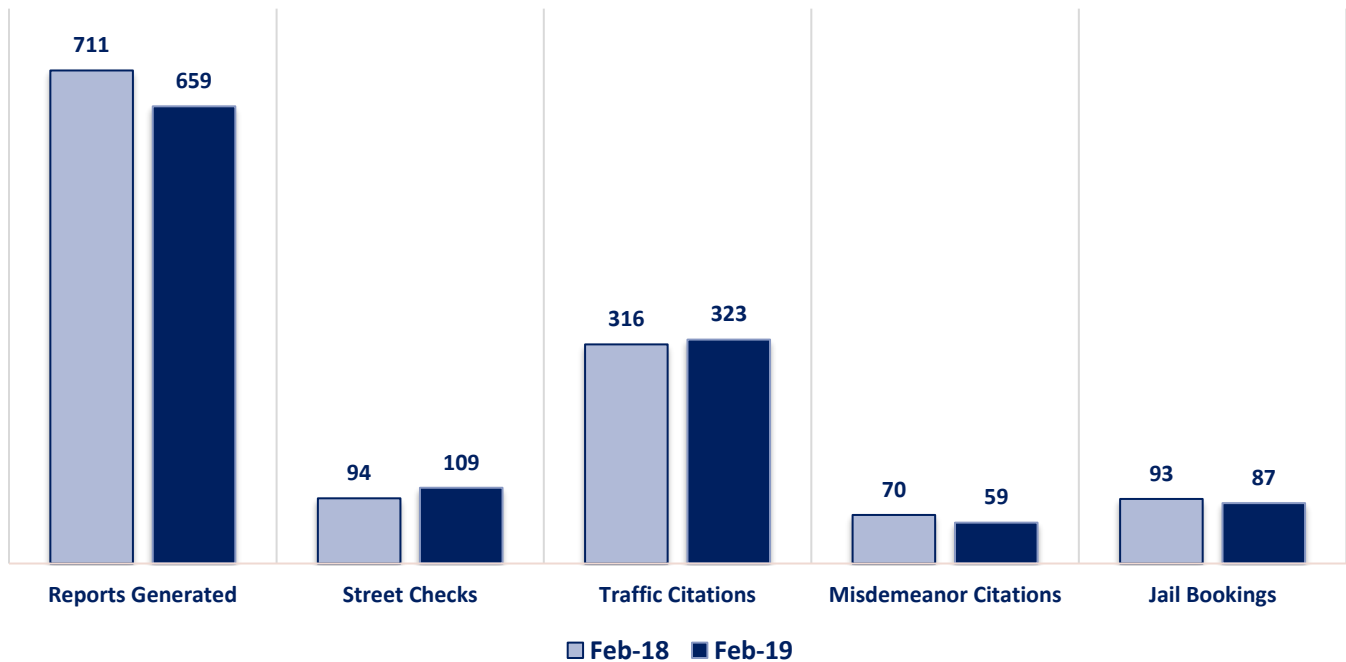
Part II Offenses



Non-UCR Offenses

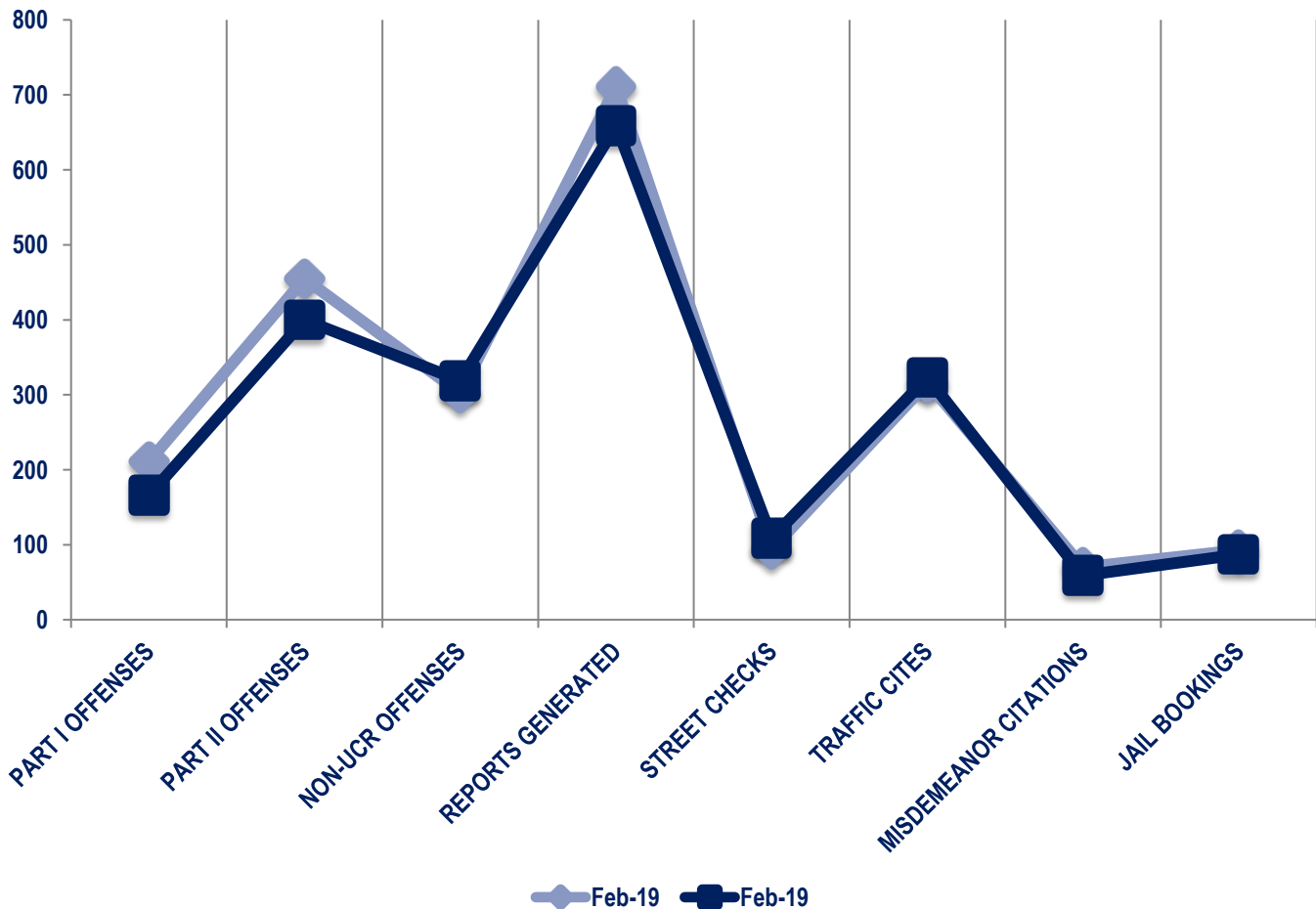


Other Event Totals



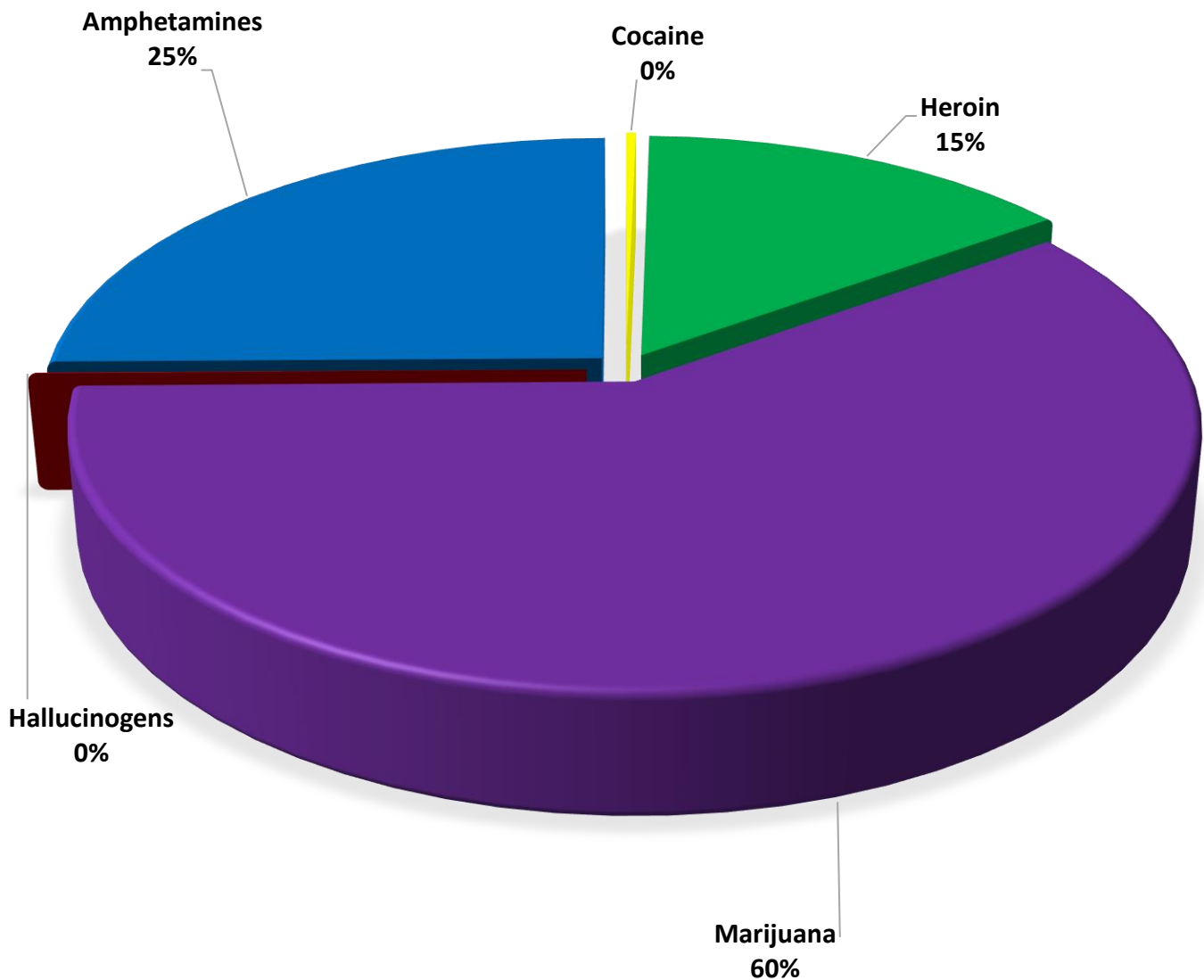
Combined Offense/Event Trends

| | FEB 2018 | FEB 2019 |
|------------------------------|----------|----------|
| Part I Offenses | 211 | 166 |
| Part II Offenses | 455 | 400 |
| NonUCR Offenses | 302 | 319 |
| Reports Generated | 711 | 659 |
| Street Checks | 94 | 109 |
| Traffic Citations | 316 | 323 |
| Misdemeanor Citations | 70 | 59 |
| Jail Bookings | 93 | 87 |

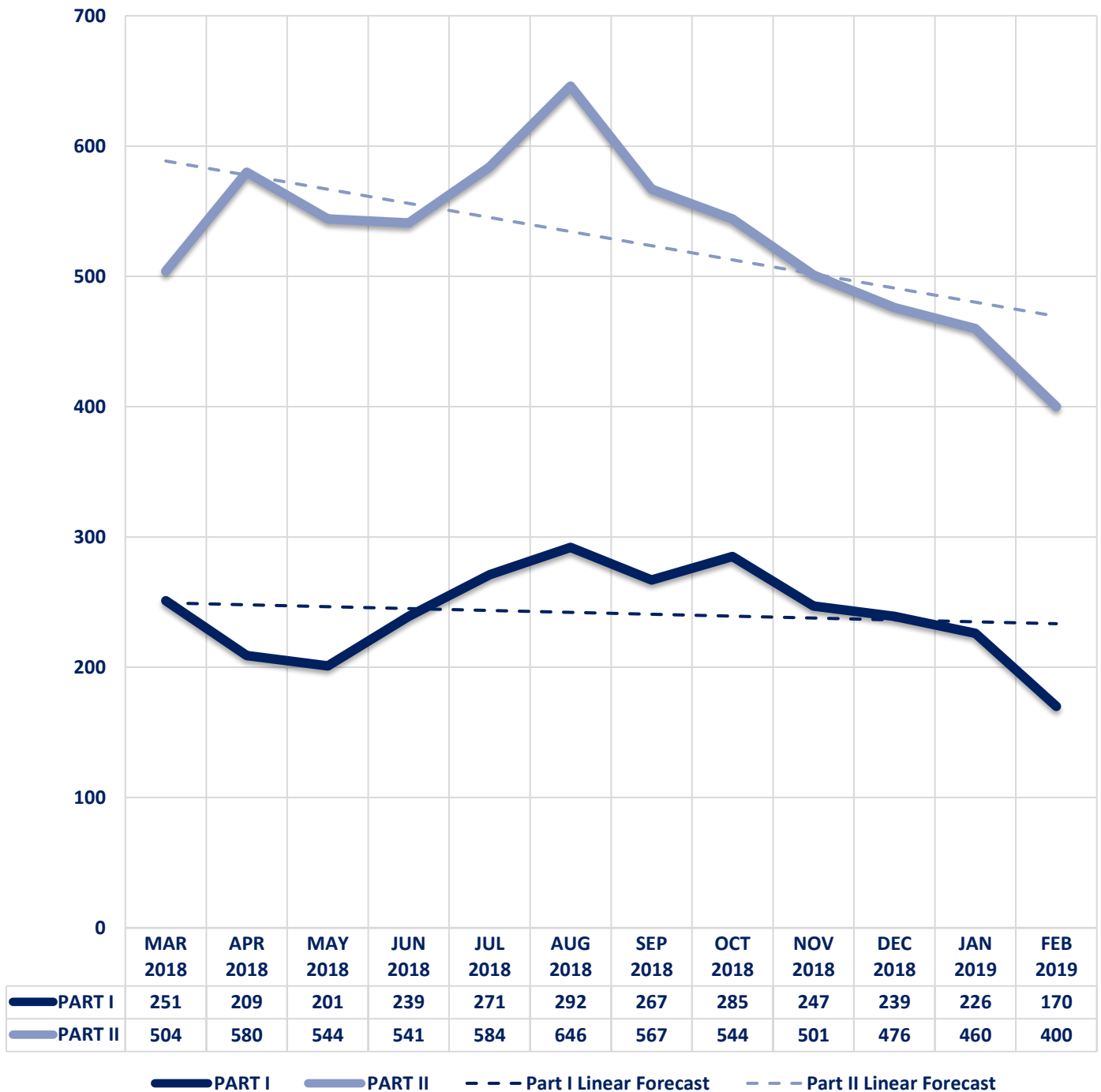


Seized Drugs

| TYPE | DOSES | STREET VALUE |
|---------------|---------------|---------------------|
| Cocaine | 7.0 | \$ 70.00 |
| Heroin | 305.9 | \$ 3,058.50 |
| Marijuana | 1240.8 | \$ 7,444.94 |
| Hallucinogens | 1.0 | \$ 2.00 |
| Amphetamines | 524.0 | \$ 5,240.00 |
| TOTAL | 2078.7 | \$ 15,815.44 |



Part I & II Offenses - One Year





CITY COUNCIL DISTRICT #5

MONTHLY OFFENSE SUMMARY

MARCH 2019

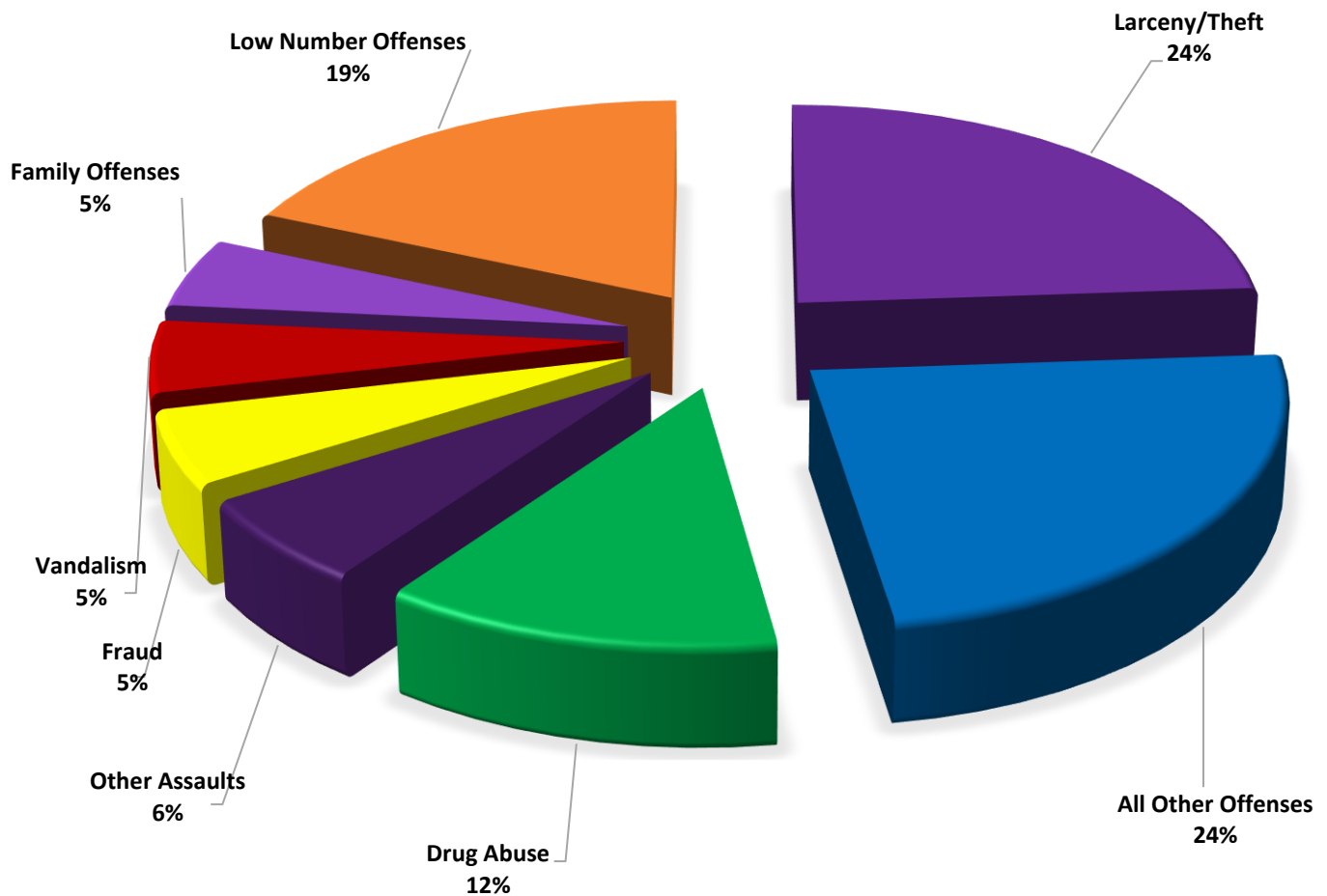
These figures represent preliminary counts of original Police Incident Reports and include all offenses within the above listed City Council District only. Full statistical analysis to determine the confidence level of this data has not been performed. The results contained herein are approximate in relation to the listed area and may not fully coincide with data shown in other areas of SLCPD's Crime Statistics page such as Calls for Service, Crimes Trending, and Crime Reports due to and reflective of departmental procedures that were in place at the time the event occurred and the date this data was compiled. Results displayed are not distinguished as attempted or completed crimes, do not include other calls for police service, and only represent police service where a report was made. Police Incident Reports are classified by primary offense categories as defined by the Uniform Crime Reporting (UCR) system, however for this report all offenses are included, and each incident may have more than one offense listed on it. In cases where there is more than one offense listed, all offenses are counted individually. Although every reasonable verification effort is made, the accuracy of any data is subject to the constraints of the report generation process as well as the manner, format, and point in time of any query.

| | |
|-----------------------------|--|
| PART I OFFENSES: | Chosen by the FBI as Part I Offenses because they are serious crimes that occur with regularity in all areas of the country and are likely to be reported to Police. |
| PART II OFFENSES: | All other crimes other than the eight Part I Offenses. The Uniform Crime Reporting Program gathers only arrest data for Part II Offenses, however, SLCPD results displayed in this document display all Part II Offenses, regardless of the presence of arrest data. |
| ALL OTHER OFFENSES: | Under the Part II Offense section, 'All Other Offenses' include Peeping Tom, Trespass, Kidnap/Abduction, Pornography, Extortion/Blackmail, Bribery, Warrants, Sexual Offenses, Obstruction, Public Peace, and Hit & Run. |
| NON-UCR OFFENSES: | Non-UCR Offenses include reports for all other offenses not classified as a Part I or Part II Offense. Results displayed separate some of these offenses such as Ambulance Calls, Deaths, Missing Persons, Suicides, Suspicious Activity, and Traffic Accidents. |
| ALL OTHER NON-UCR: | Under the Non-UCR category, 'All Other' include the remainder of offenses not classified as Part I or Part II and not separated from the Non-UCR Offenses. These include things such as Loud Parties, Barking Dogs, Mentally Ill Subjects, Citizen Assistance, etc. |
| LOW NUMBER OFFENSES: | On page two, in the interest of space and allowing for easier viewing, the category titled 'Low Number Offenses' include Part I and Part II Offenses from page one that have totals under the amount of 26. |

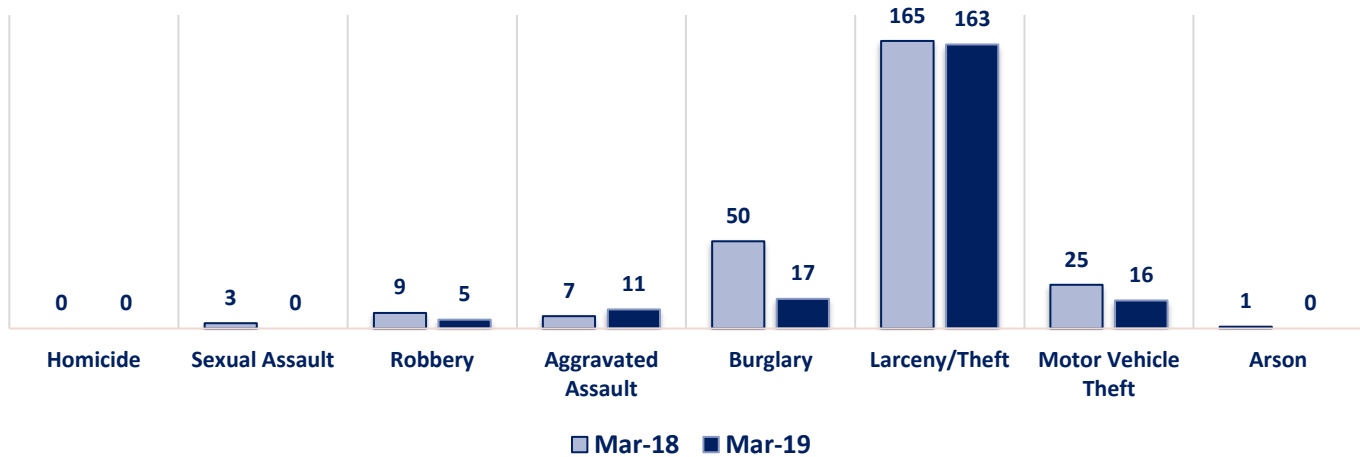
Offenses

| PART I OFFENSES | OFFENSE | MAR 18 | MAR 19 | OFFENSE | MAR 18 | MAR 19 | PART II OFFENSES |
|------------------|---------------------|--------|--------|---------------------|--------|--------|------------------|
| | Homicide | 0 | 0 | Other Assaults | 48 | 42 | |
| | Sexual Assault | 3 | 0 | Forgery/Counterfeit | 12 | 2 | |
| | Robbery | 9 | 5 | Fraud | 27 | 36 | |
| | Aggravated Assault | 7 | 11 | Embezzlement | 0 | 0 | |
| | Burglary | 50 | 17 | Stolen Property | 5 | 0 | |
| | Larceny/Theft | 165 | 163 | Vandalism | 35 | 35 | |
| | Motor Vehicle Theft | 25 | 16 | Weapons | 6 | 9 | |
| | Arson | 1 | 0 | Prostitution | 14 | 14 | |
| NON-UCR OFFENSES | PART I TOTALS | 260 | 212 | Sex Offenses | 3 | 2 | |
| | Ambulance Calls | 15 | 28 | Drug Abuse | 101 | 84 | |
| | Deaths | 5 | 7 | Gambling | 0 | 0 | |
| | Missing Persons | 6 | 7 | Family Offenses | 23 | 34 | |
| | Suicides | 0 | 0 | DUI | 9 | 26 | |
| | Suspicious Activity | 14 | 15 | Liquor Laws | 2 | 0 | |
| | Traffic Accidents | 65 | 76 | Drunkenness | 18 | 8 | |
| | All Other | 197 | 186 | Disorderly Conduct | 6 | 12 | |
| | NON-UCR TOTALS | 302 | 319 | All Other Offenses | 197 | 162 | |
| TOTALS | PART I OFFENSES | 260 | 212 | Curfew/Loitering | 0 | 0 | |
| | PART II OFFENSES | 510 | 470 | Runaway | 4 | 4 | |
| | NON-UCR OFFENSES | 302 | 319 | PART II TOTALS | 510 | 470 | |
| | TOTAL | 1072 | 1001 | | | | |

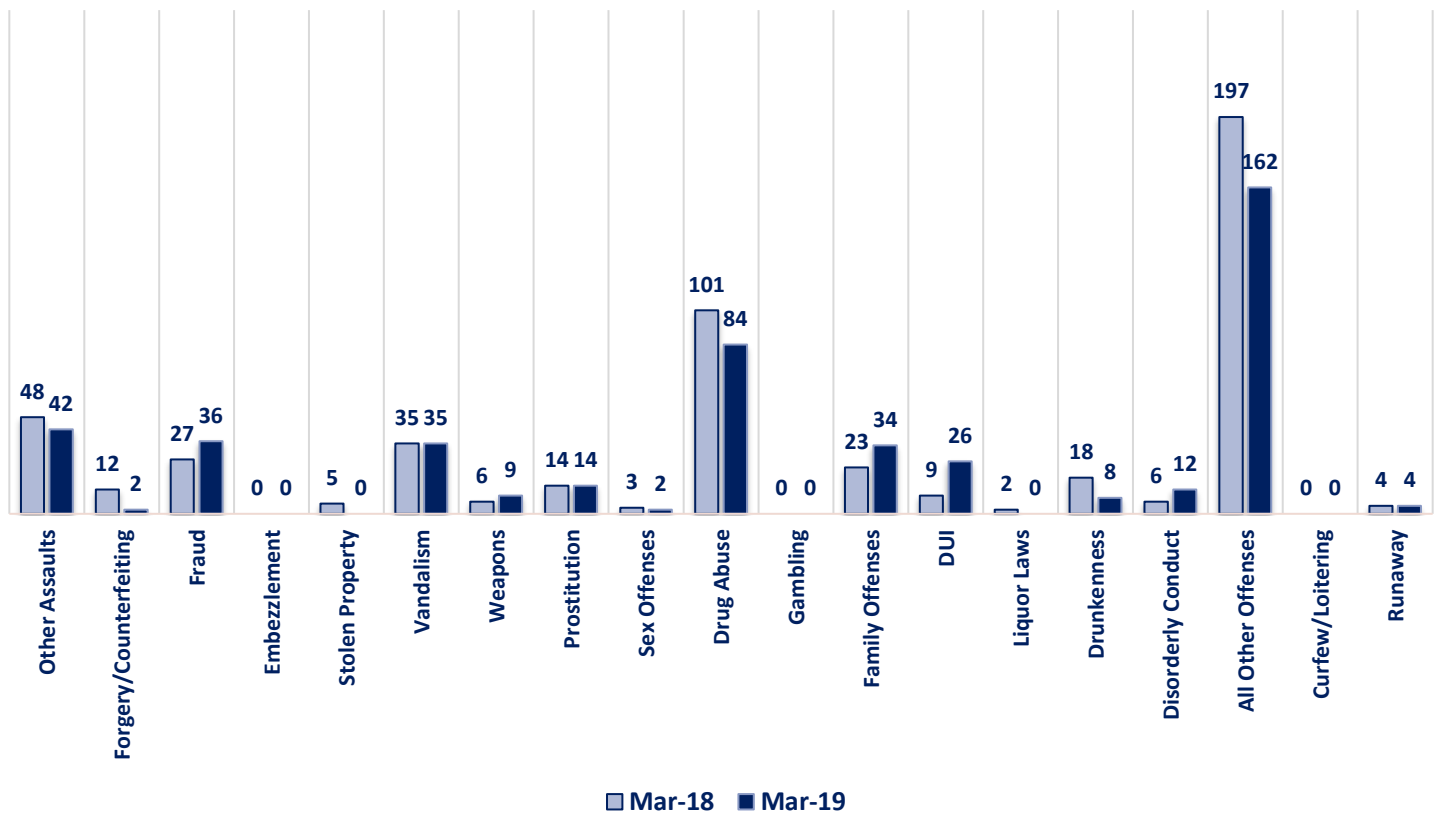
MARCH 2019- PART I & II OFFENSE PERCENTAGES



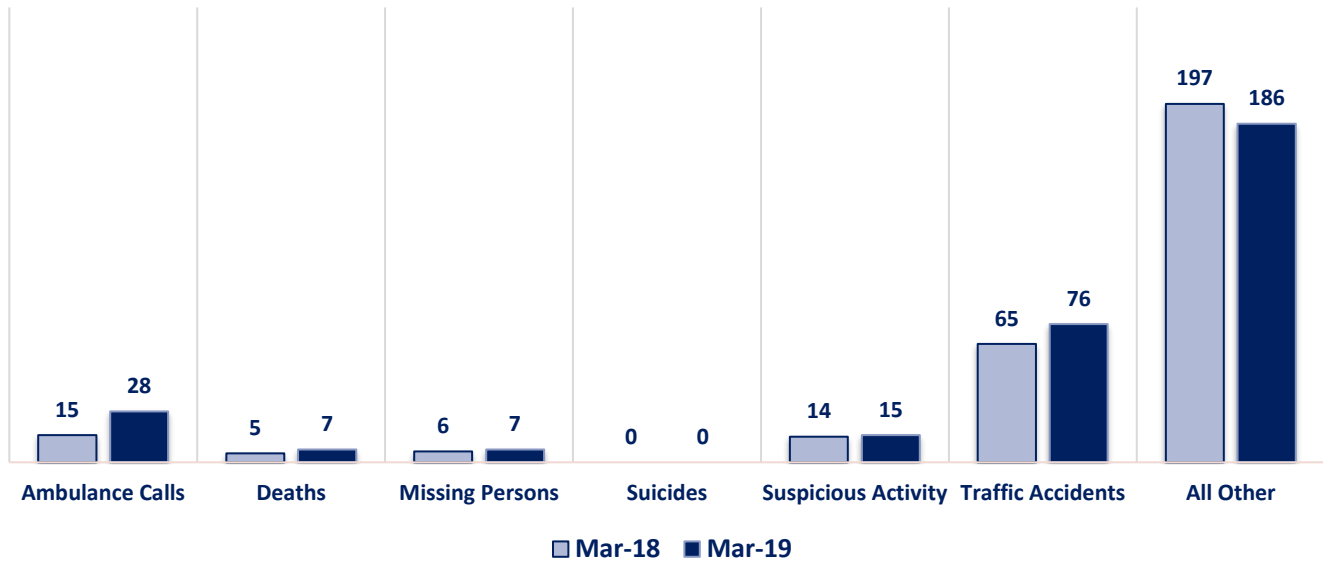
Part I Offenses



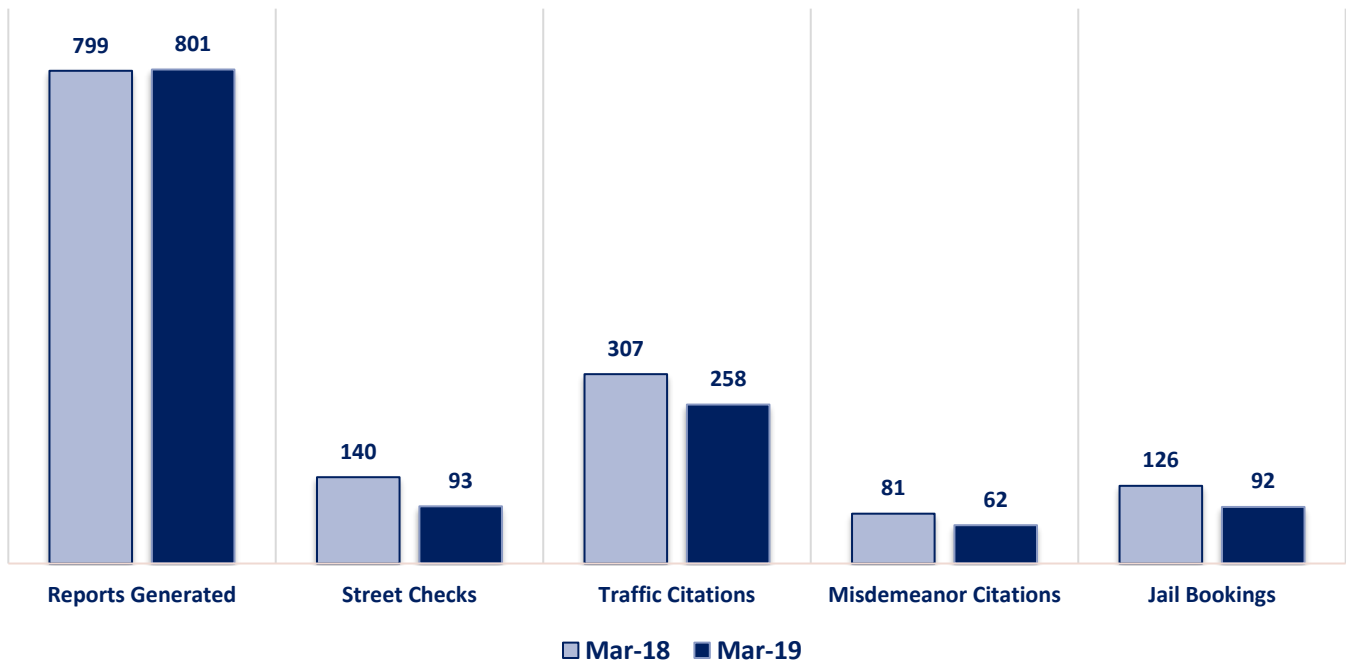
Part II Offenses



Non-UCR Offenses

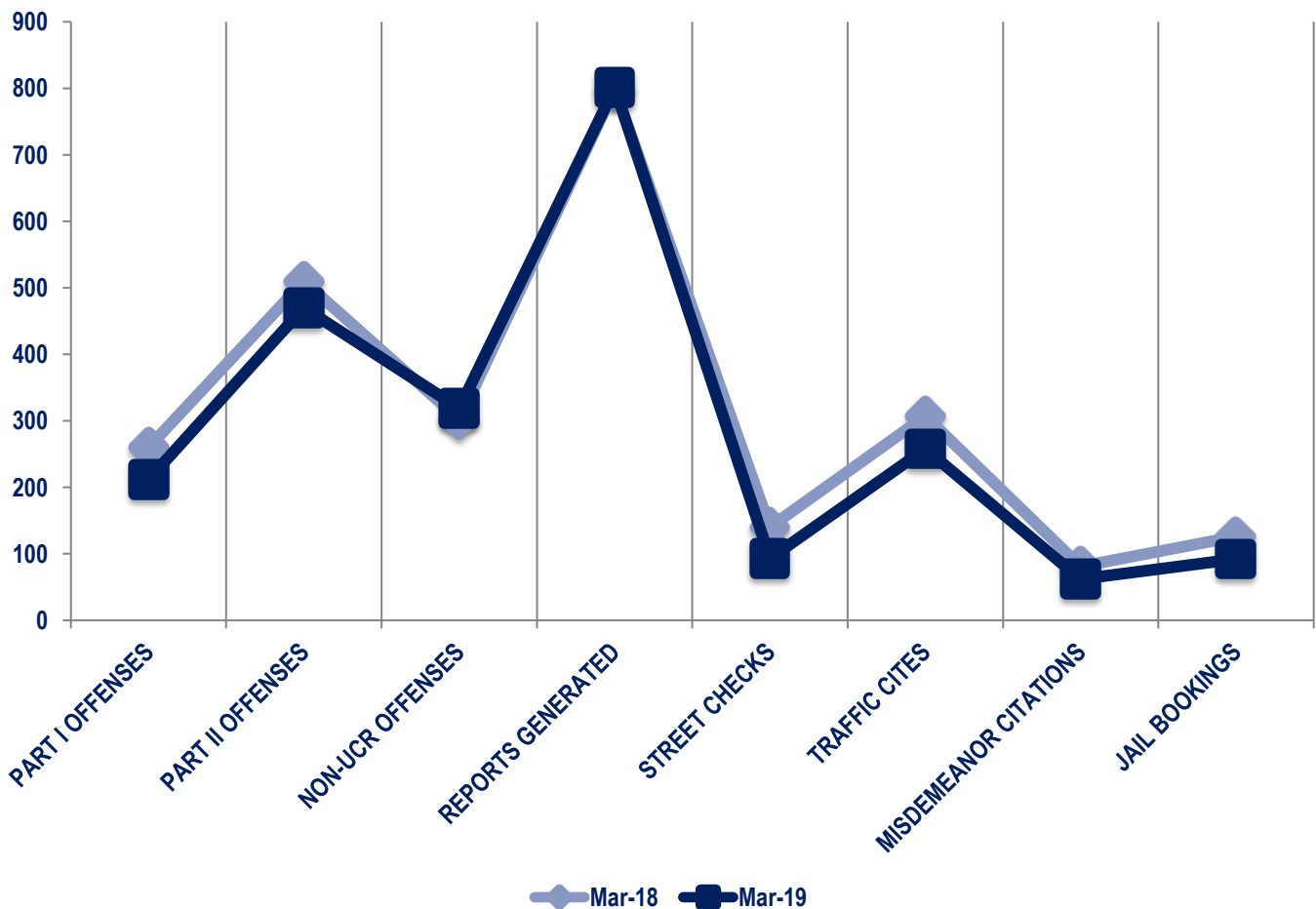


Other Event Totals



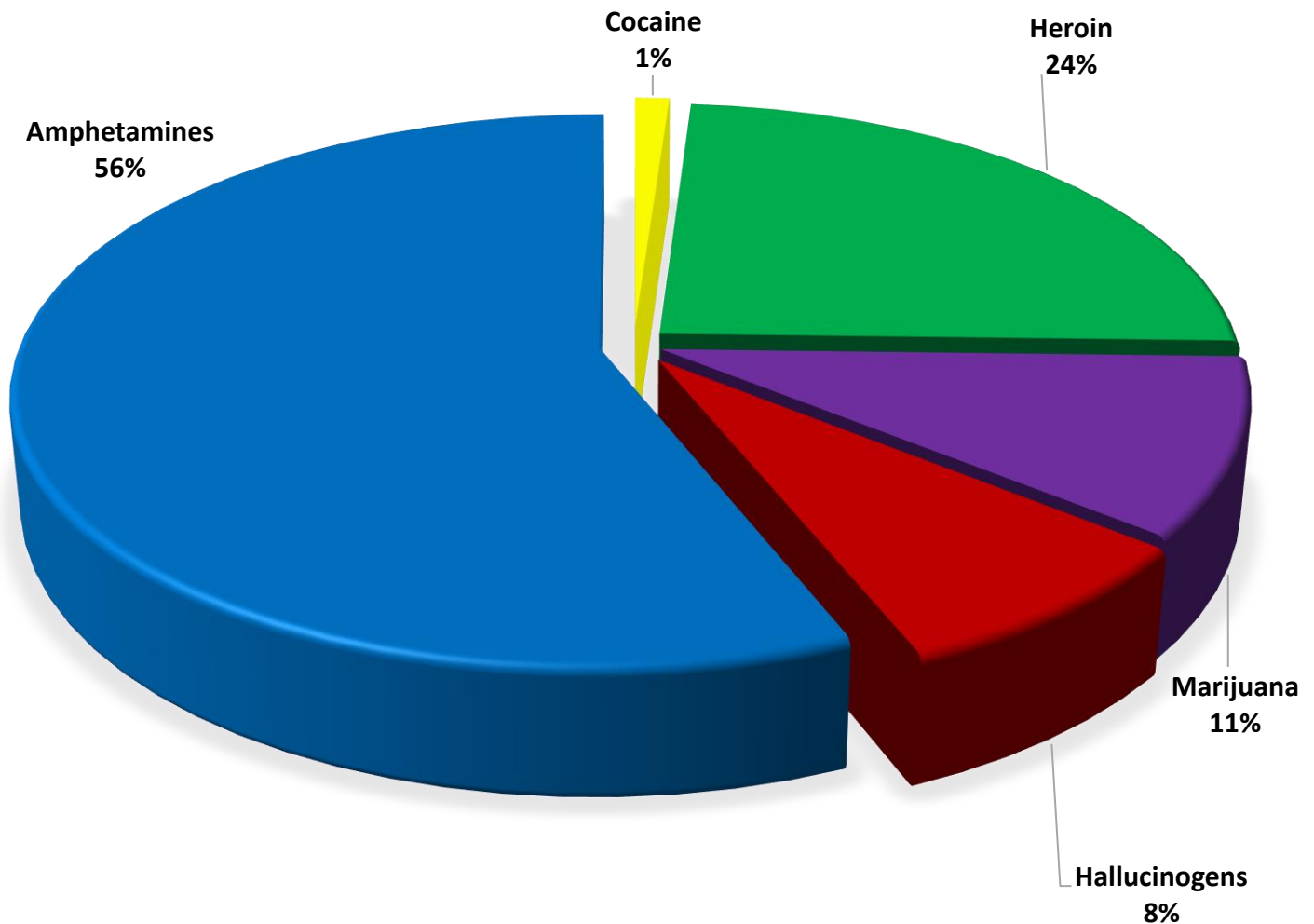
Combined Offense/Event Trends

| | MARCH 2018 | MARCH 2019 |
|------------------------------|------------|------------|
| Part I Offenses | 260 | 212 |
| Part II Offenses | 510 | 470 |
| NonUCR Offenses | 302 | 319 |
| Reports Generated | 799 | 801 |
| Street Checks | 140 | 93 |
| Traffic Citations | 307 | 258 |
| Misdemeanor Citations | 81 | 62 |
| Jail Bookings | 126 | 92 |

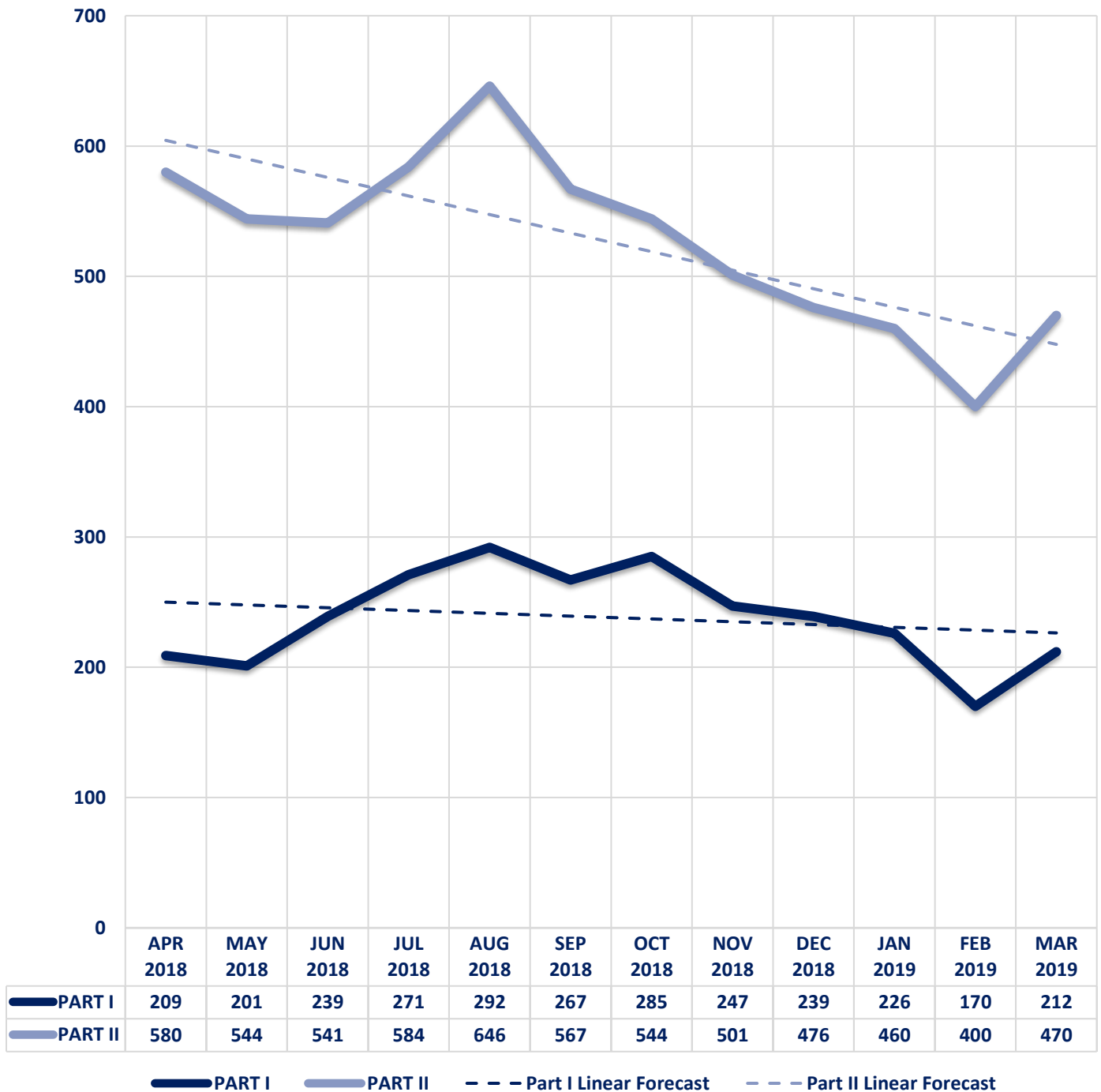


Seized Drugs

| TYPE | DOSES | STREET VALUE |
|---------------|---------------|---------------------|
| Cocaine | 30.0 | \$ 300.00 |
| Heroin | 656.5 | \$ 6,565.10 |
| Marijuana | 280.4 | \$ 1,682.57 |
| Hallucinogens | 216.6 | \$ 433.16 |
| Amphetamines | 1518.6 | \$ 15,186.20 |
| TOTAL | 2702.1 | \$ 24,167.03 |



Part I & II Offenses - One Year





CITY COUNCIL DISTRICT #5

MONTHLY OFFENSE SUMMARY

APRIL 2019

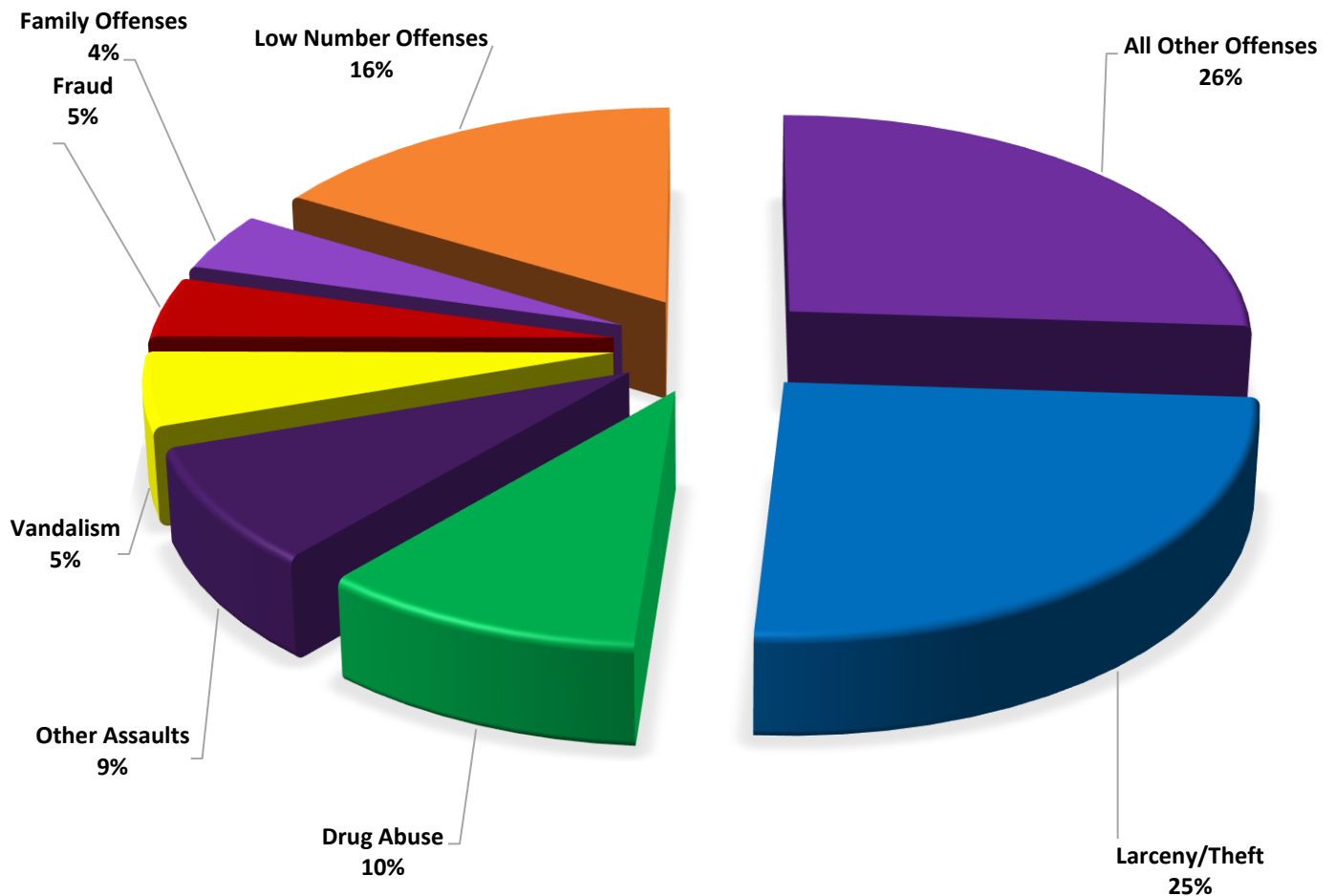
These figures represent preliminary counts of original Police Incident Reports and include all offenses within the above listed City Council District only. Full statistical analysis to determine the confidence level of this data has not been performed. The results contained herein are approximate in relation to the listed area and may not fully coincide with data shown in other areas of SLCPD's Crime Statistics page such as Calls for Service, Crimes Trending, and Crime Reports due to and reflective of departmental procedures that were in place at the time the event occurred and the date this data was compiled. Results displayed are not distinguished as attempted or completed crimes, do not include other calls for police service, and only represent police service where a report was made. Police Incident Reports are classified by primary offense categories as defined by the Uniform Crime Reporting (UCR) system, however for this report all offenses are included, and each incident may have more than one offense listed on it. In cases where there is more than one offense listed, all offenses are counted individually. Although every reasonable verification effort is made, the accuracy of any data is subject to the constraints of the report generation process as well as the manner, format, and point in time of any query.

| | |
|-----------------------------|--|
| PART I OFFENSES: | Chosen by the FBI as Part I Offenses because they are serious crimes that occur with regularity in all areas of the country and are likely to be reported to Police. |
| PART II OFFENSES: | All other crimes other than the eight Part I Offenses. The Uniform Crime Reporting Program gathers only arrest data for Part II Offenses, however, SLCPD results displayed in this document display all Part II Offenses, regardless of the presence of arrest data. |
| ALL OTHER OFFENSES: | Under the Part II Offense section, 'All Other Offenses' include Peeping Tom, Trespass, Kidnap/Abduction, Pornography, Extortion/Blackmail, Bribery, Warrants, Sexual Offenses, Obstruction, Public Peace, and Hit & Run. |
| NON-UCR OFFENSES: | Non-UCR Offenses include reports for all other offenses not classified as a Part I or Part II Offense. Results displayed separate some of these offenses such as Ambulance Calls, Deaths, Missing Persons, Suicides, Suspicious Activity, and Traffic Accidents. |
| ALL OTHER NON-UCR: | Under the Non-UCR category, 'All Other' include the remainder of offenses not classified as Part I or Part II and not separated from the Non-UCR Offenses. These include things such as Loud Parties, Barking Dogs, Mentally Ill Subjects, Citizen Assistance, etc. |
| LOW NUMBER OFFENSES: | On page two, in the interest of space and allowing for easier viewing, the category titled 'Low Number Offenses' include Part I and Part II Offenses from page one that have totals under the amount of 13. |

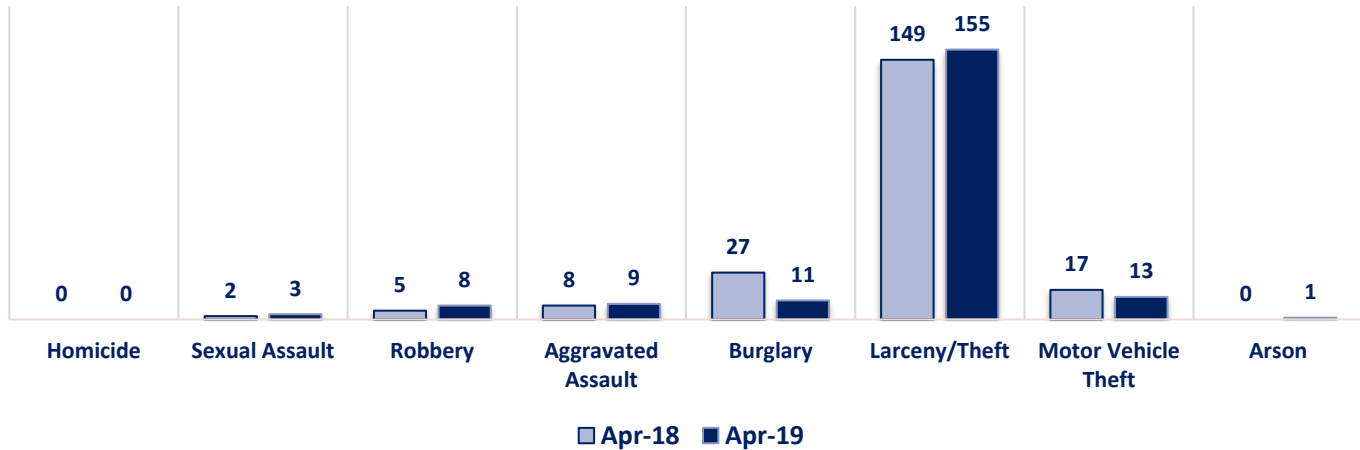
Offenses

| PART I OFFENSES | OFFENSE | APR 18 | APR 19 | OFFENSE | APR 18 | APR 19 | PART II OFFENSES |
|------------------|---------------------|--------|--------|---------------------|--------|--------|------------------|
| | Homicide | 0 | 0 | Other Assaults | 41 | 52 | |
| | Sexual Assault | 2 | 3 | Forgery/Counterfeit | 5 | 4 | |
| | Robbery | 5 | 8 | Fraud | 21 | 27 | |
| | Aggravated Assault | 8 | 9 | Embezzlement | 0 | 0 | |
| | Burglary | 27 | 11 | Stolen Property | 5 | 5 | |
| | Larceny/Theft | 149 | 155 | Vandalism | 47 | 33 | |
| | Motor Vehicle Theft | 17 | 13 | Weapons | 7 | 6 | |
| | Arson | 0 | 1 | Prostitution | 15 | 9 | |
| PART I TOTALS | | 208 | 200 | Sex Offenses | 2 | 2 | PART II OFFENSES |
| NON-UCR OFFENSES | Ambulance Calls | 26 | 23 | Drug Abuse | 144 | 63 | |
| | Deaths | 6 | 5 | Gambling | 0 | 0 | |
| | Missing Persons | 3 | 8 | Family Offenses | 25 | 26 | |
| | Suicides | 0 | 1 | DUI | 11 | 8 | |
| | Suspicious Activity | 14 | 13 | Liquor Laws | 4 | 1 | |
| | Traffic Accidents | 59 | 72 | Drunkenness | 19 | 5 | |
| | All Other | 230 | 183 | Disorderly Conduct | 8 | 5 | |
| NON-UCR TOTALS | | 338 | 305 | All Other Offenses | 230 | 161 | |
| TOTALS | PART I OFFENSES | 208 | 200 | Curfew/Loitering | 0 | 0 | |
| | PART II OFFENSES | 585 | 418 | Runaway | 1 | 11 | |
| | NON-UCR OFFENSES | 338 | 305 | PART II TOTALS | 585 | 418 | |
| | TOTAL | 1131 | 923 | | | | |

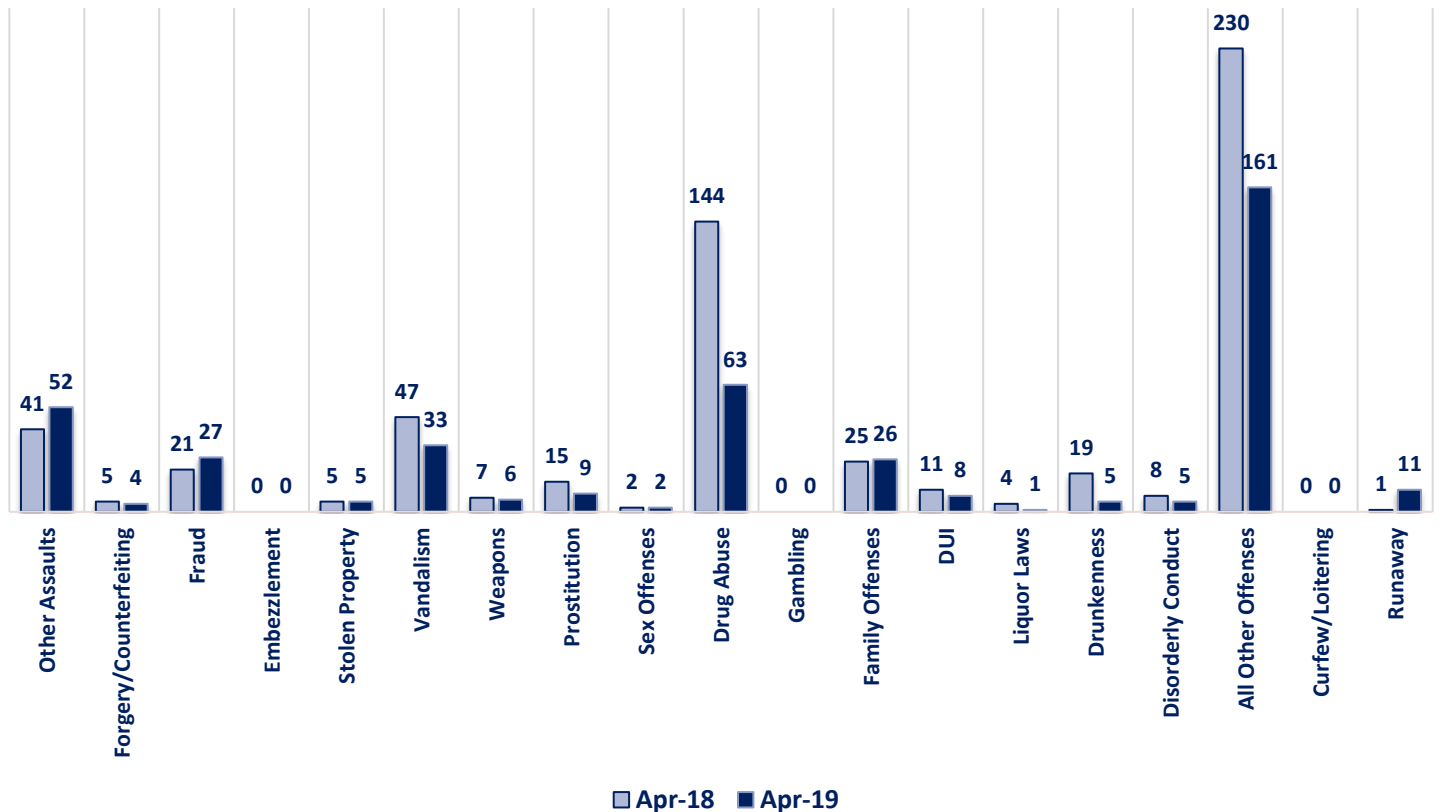
APRIL 2019 - PART I & II OFFENSE PERCENTAGES



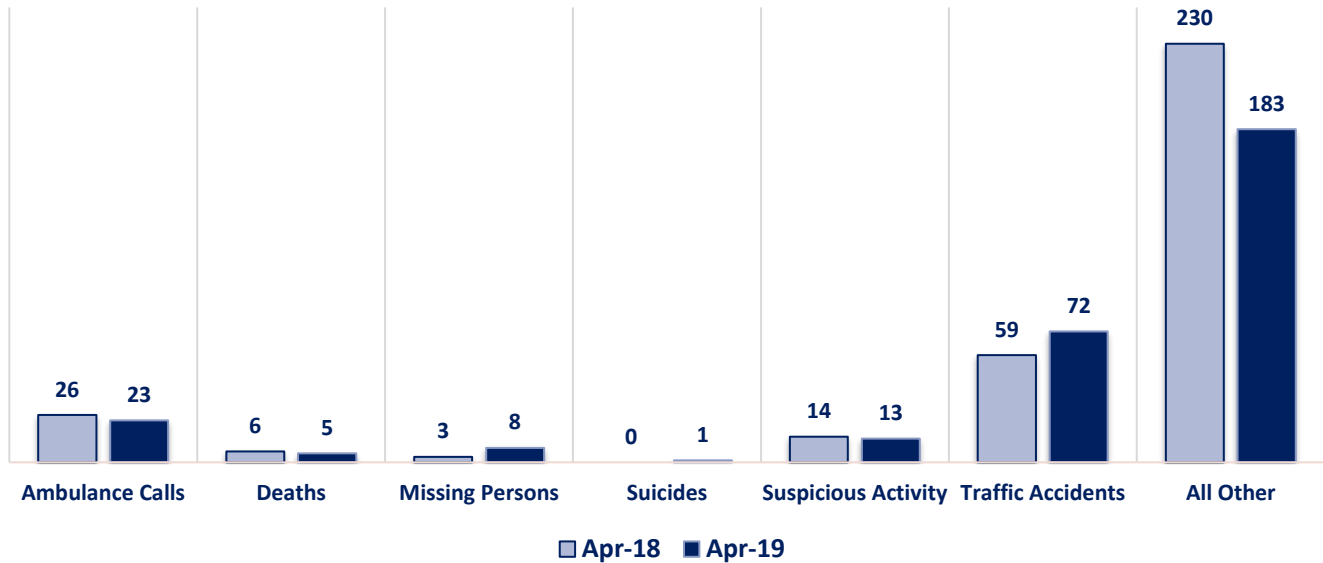
Part I Offenses



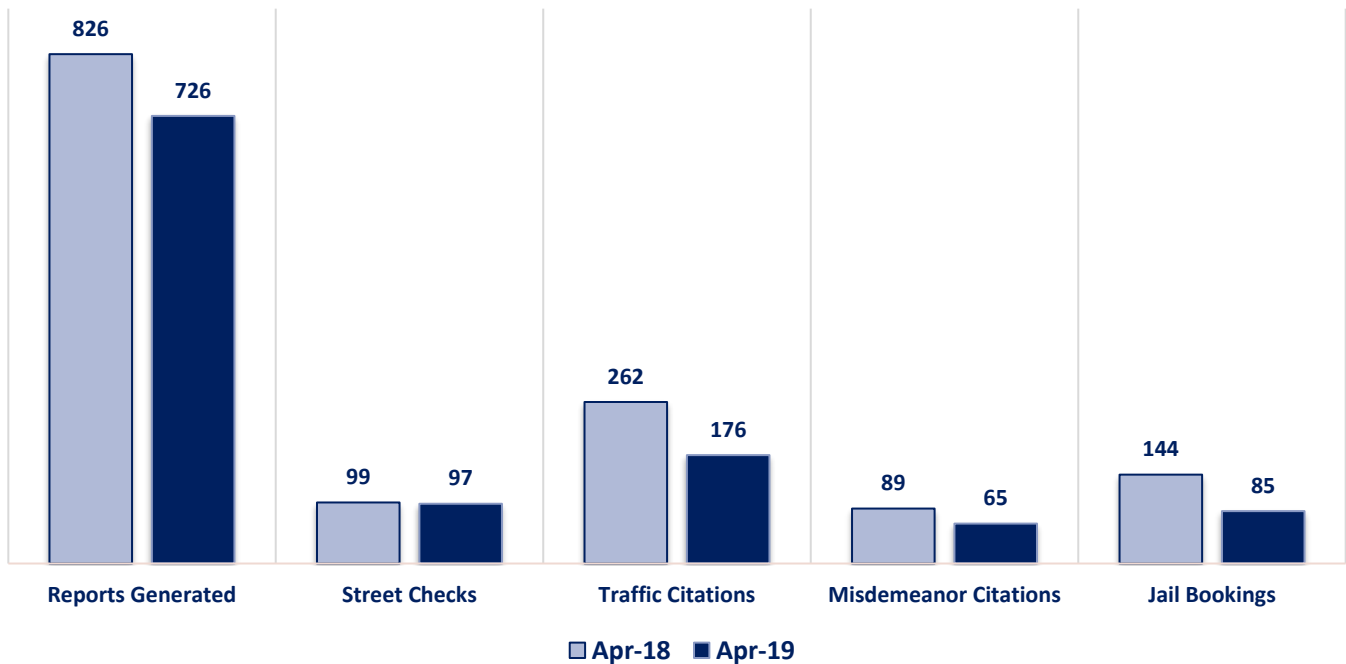
Part II Offenses



Non-UCR Offenses

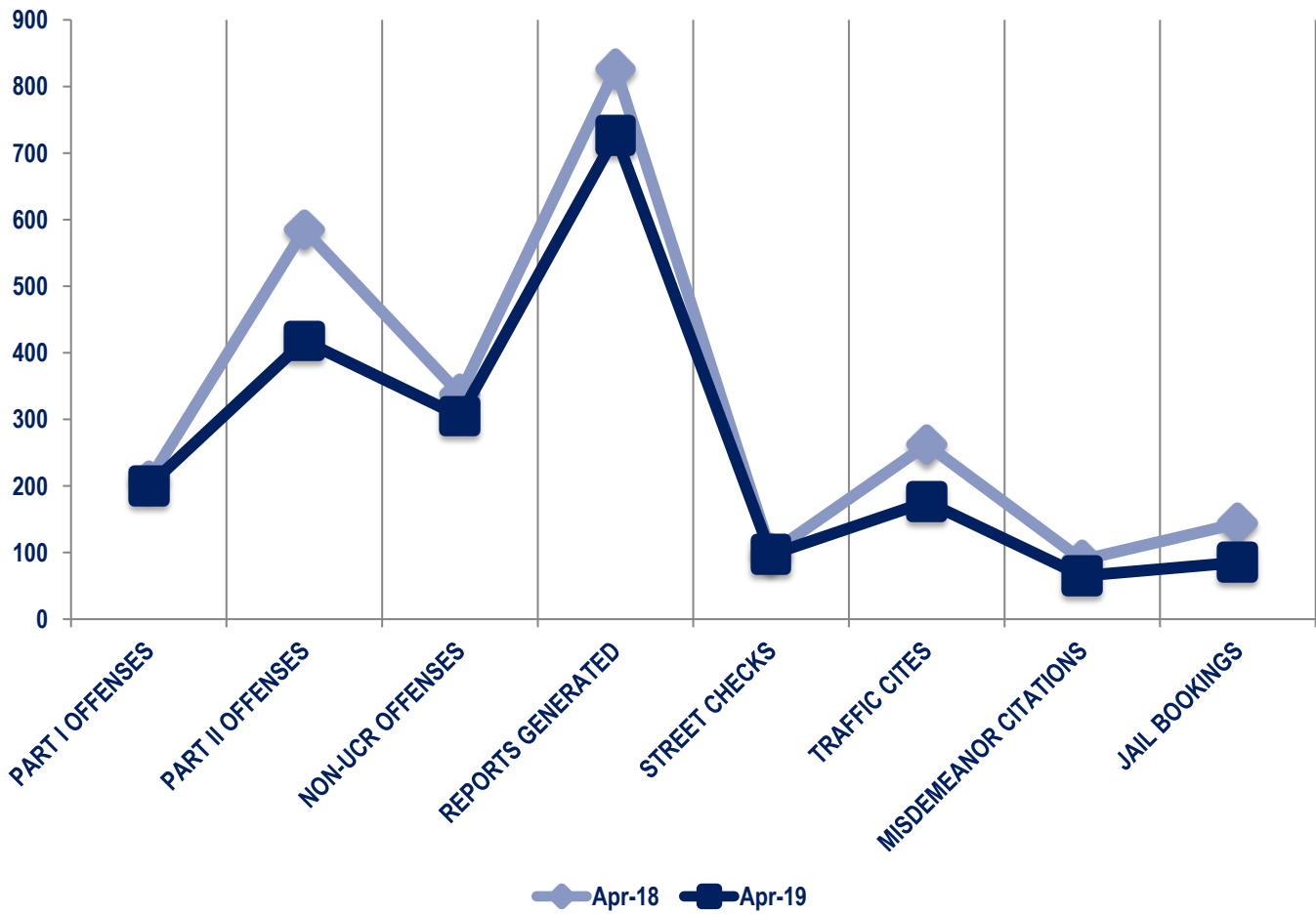


Other Event Totals



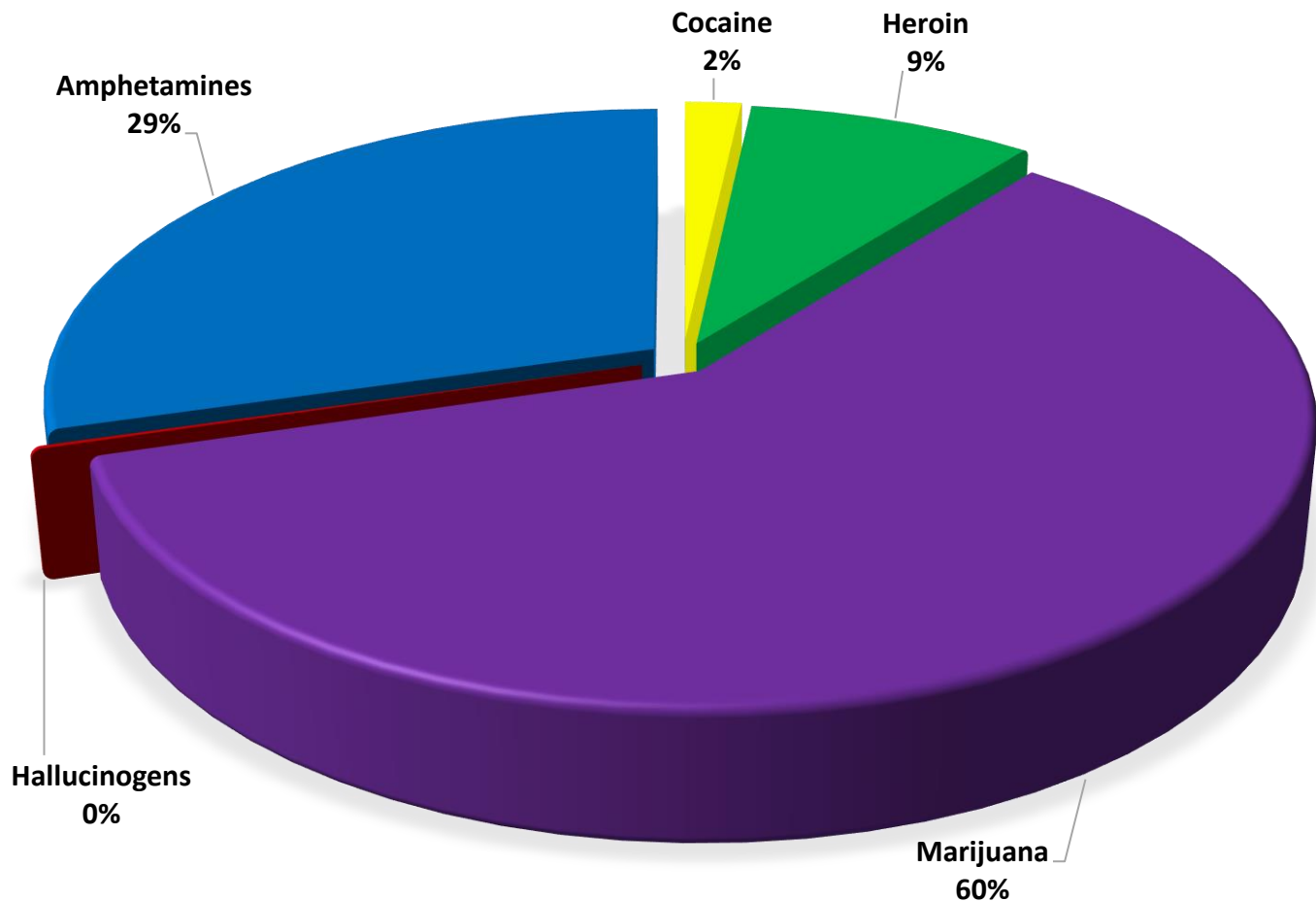
Combined Offense/Event Trends

| | APR 2018 | APR 2019 |
|------------------------------|----------|----------|
| Part I Offenses | 208 | 200 |
| Part II Offenses | 585 | 418 |
| NonUCR Offenses | 338 | 305 |
| Reports Generated | 826 | 726 |
| Street Checks | 99 | 97 |
| Traffic Citations | 262 | 176 |
| Misdemeanor Citations | 89 | 65 |
| Jail Bookings | 144 | 85 |

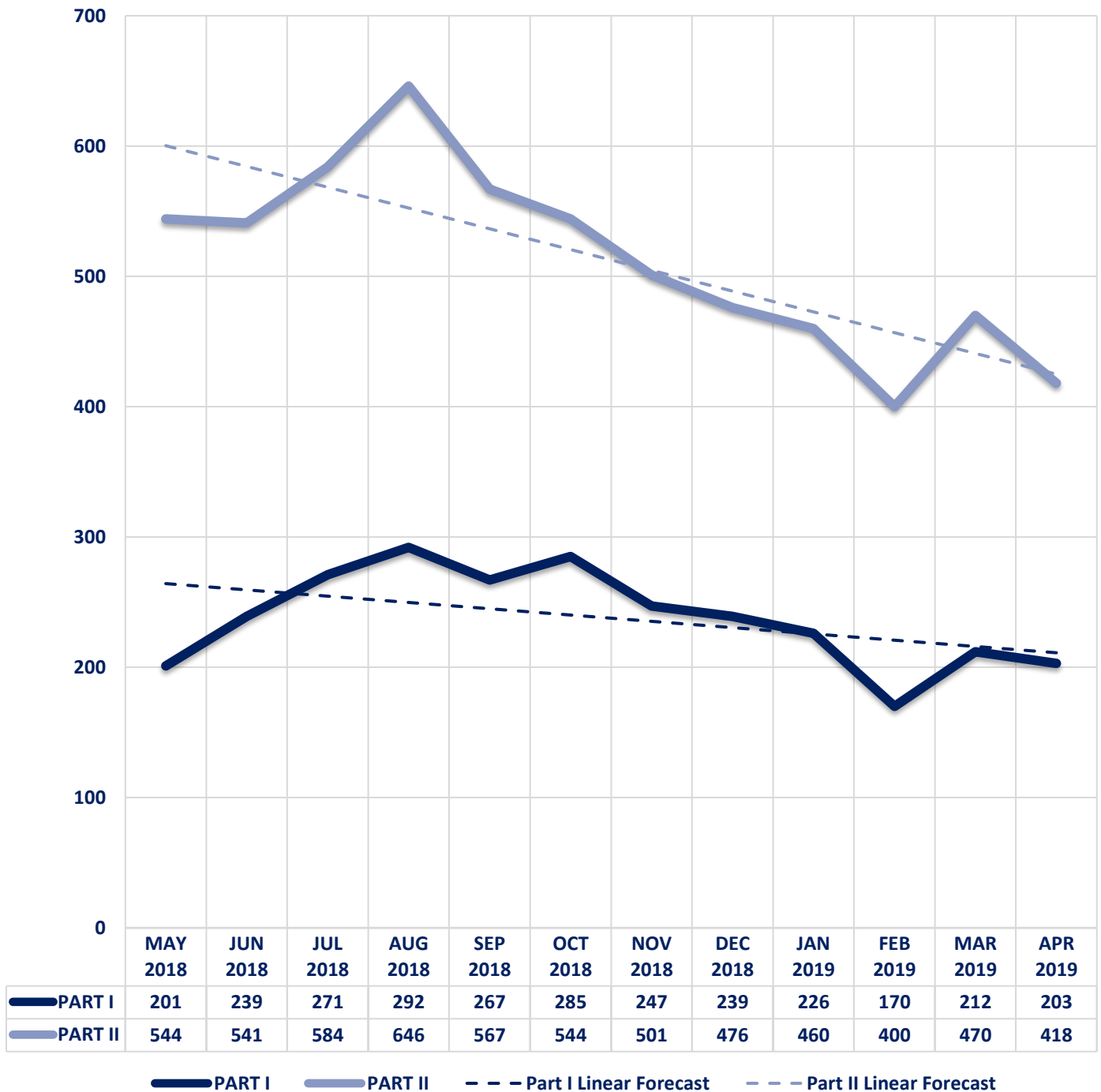


Seized Drugs

| TYPE | DOSES | STREET VALUE |
|---------------|----------------|---------------------|
| Cocaine | 180.0 | \$ 1,800.00 |
| Heroin | 912.0 | \$ 9,120.00 |
| Marijuana | 6156.7 | \$ 36,939.94 |
| Hallucinogens | 15.9 | \$ 31.75 |
| Amphetamines | 3038.2 | \$ 30,381.50 |
| TOTAL | 10302.7 | \$ 78,273.19 |



Part I & II Offenses - One Year





CITY COUNCIL DISTRICT #5

MONTHLY OFFENSE SUMMARY

MAY 2019

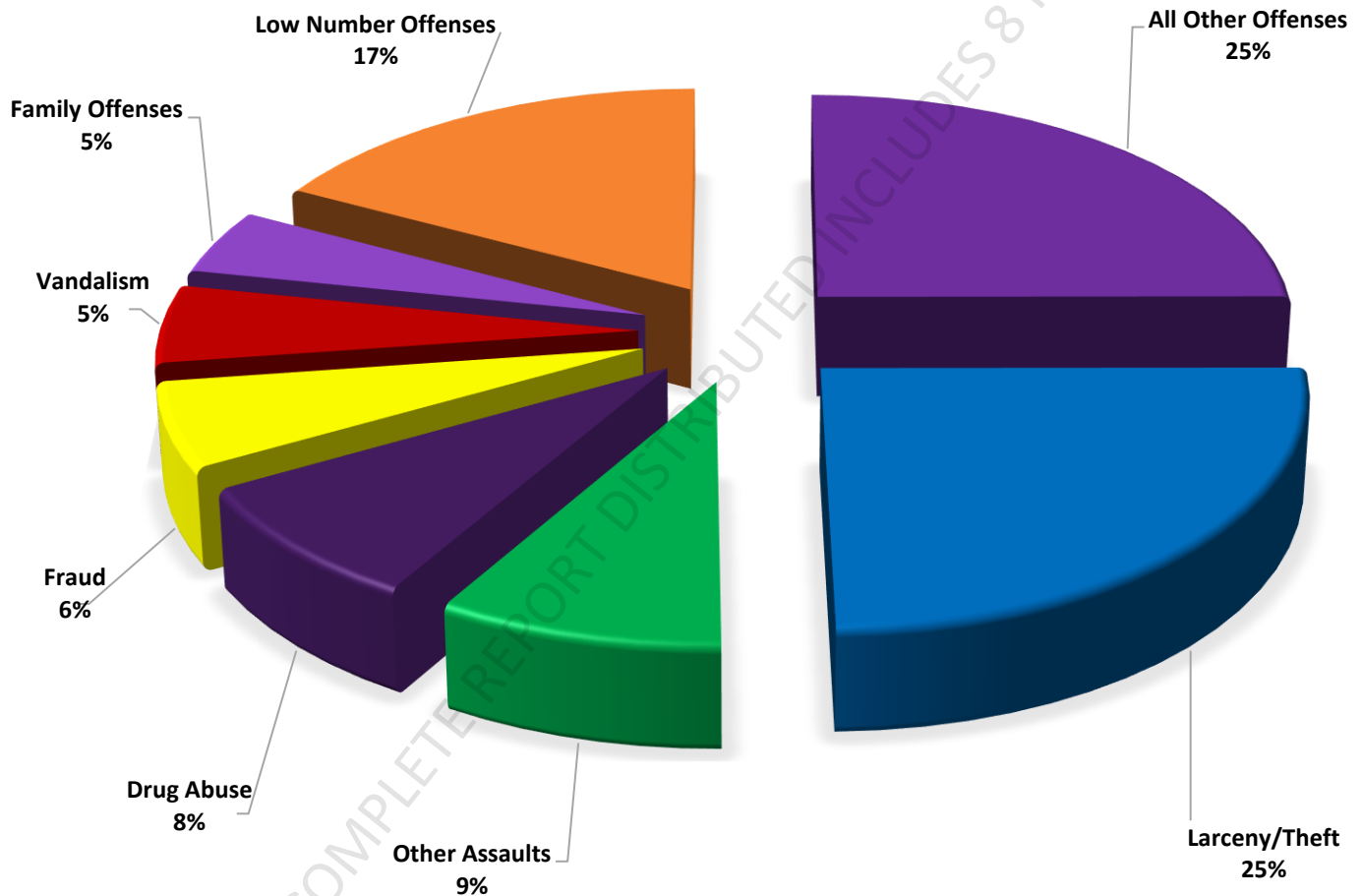
These figures represent preliminary counts of original Police Incident Reports and include all offenses within the above listed City Council District only. Full statistical analysis to determine the confidence level of this data has not been performed. The results contained herein are approximate in relation to the listed area and may not fully coincide with data shown in other areas of SLCPD's Crime Statistics page such as Calls for Service, Crimes Trending, and Crime Reports due to and reflective of departmental procedures that were in place at the time the event occurred and the date this data was compiled. Results displayed are not distinguished as attempted or completed crimes, do not include other calls for police service, and only represent police service where a report was made. Police Incident Reports are classified by primary offense categories as defined by the Uniform Crime Reporting (UCR) system, however for this report all offenses are included, and each incident may have more than one offense listed on it. In cases where there is more than one offense listed, all offenses are counted individually. Although every reasonable verification effort is made, the accuracy of any data is subject to the constraints of the report generation process as well as the manner, format, and point in time of any query.

| | |
|-----------------------------|--|
| PART I OFFENSES: | Chosen by the FBI as Part I Offenses because they are serious crimes that occur with regularity in all areas of the country and are likely to be reported to Police. |
| PART II OFFENSES: | All other crimes other than the eight Part I Offenses. The Uniform Crime Reporting Program gathers only arrest data for Part II Offenses, however, SLCPD results displayed in this document display all Part II Offenses, regardless of the presence of arrest data. |
| ALL OTHER OFFENSES: | Under the Part II Offense section, 'All Other Offenses' include Peeping Tom, Trespass, Kidnap/Abduction, Pornography, Extortion/Blackmail, Bribery, Warrants, Sexual Offenses, Obstruction, Public Peace, and Hit & Run. |
| NON-UCR OFFENSES: | Non-UCR Offenses include reports for all other offenses not classified as a Part I or Part II Offense. Results displayed separate some of these offenses such as Ambulance Calls, Deaths, Missing Persons, Suicides, Suspicious Activity, and Traffic Accidents. |
| ALL OTHER NON-UCR: | Under the Non-UCR category, 'All Other' include the remainder of offenses not classified as Part I or Part II and not separated from the Non-UCR Offenses. These include things such as Loud Parties, Barking Dogs, Mentally Ill Subjects, Citizen Assistance, etc. |
| LOW NUMBER OFFENSES: | On page two, in the interest of space and allowing for easier viewing, the category titled 'Low Number Offenses' include Part I and Part II Offenses from page one that have totals under the amount of 21. |

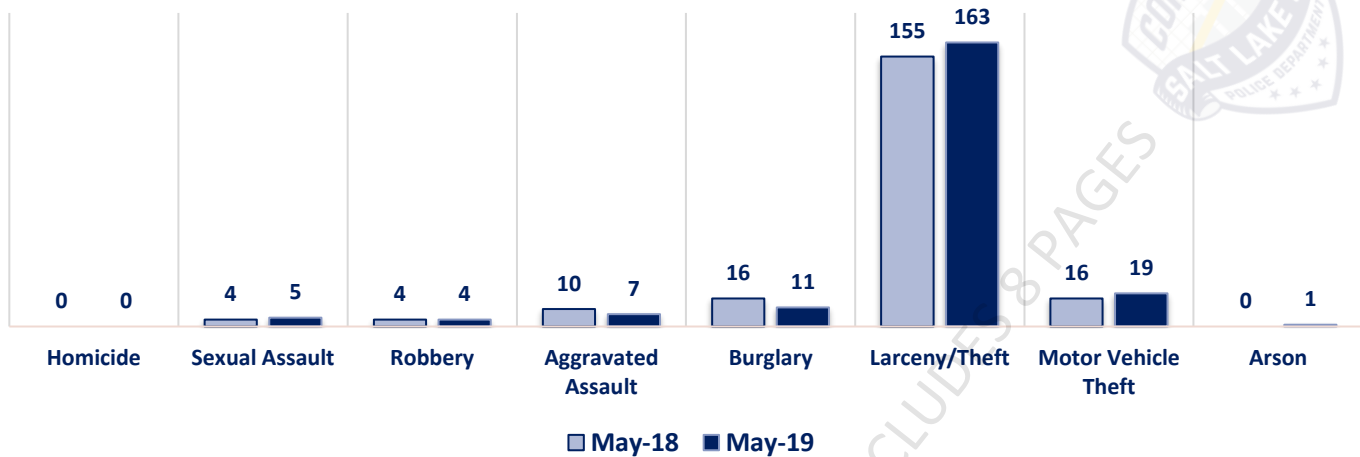
Offenses

| PART I OFFENSES | OFFENSE | MAY 18 | MAY 19 | OFFENSE | MAY 18 | MAY 19 | PART II OFFENSES |
|------------------|---------------------|--------|--------|---------------------|--------|--------|------------------|
| | Homicide | 0 | 0 | Other Assaults | 51 | 57 | |
| | Sexual Assault | 4 | 5 | Forgery/Counterfeit | 7 | 2 | |
| | Robbery | 4 | 4 | Fraud | 40 | 39 | |
| | Aggravated Assault | 10 | 7 | Embezzlement | 0 | 0 | |
| | Burglary | 16 | 11 | Stolen Property | 5 | 3 | |
| | Larceny/Theft | 155 | 163 | Vandalism | 35 | 36 | |
| | Motor Vehicle Theft | 16 | 19 | Weapons | 3 | 2 | |
| | Arson | 0 | 1 | Prostitution | 18 | 3 | |
| | PART I TOTALS | 205 | 210 | Sex Offenses | 6 | 0 | |
| NON-UCR OFFENSES | Ambulance Calls | 22 | 39 | Drug Abuse | 102 | 55 | PART II OFFENSES |
| | Deaths | 6 | 3 | Gambling | 0 | 0 | |
| | Missing Persons | 10 | 13 | Family Offenses | 41 | 30 | |
| | Suicides | 1 | 2 | DUI | 13 | 9 | |
| | Suspicious Activity | 16 | 26 | Liquor Laws | 3 | 1 | |
| | Traffic Accidents | 72 | 73 | Drunkenness | 15 | 21 | |
| | All Other | 227 | 189 | Disorderly Conduct | 12 | 17 | |
| | NON-UCR TOTALS | 354 | 345 | All Other Offenses | 198 | 164 | |
| TOTALS | PART I OFFENSES | 205 | 210 | Curfew/Loitering | 0 | 0 | |
| | PART II OFFENSES | 551 | 447 | Runaway | 2 | 8 | |
| | NON-UCR OFFENSES | 354 | 345 | PART II TOTALS | 551 | 447 | |
| | TOTAL | 1110 | 1002 | | | | |

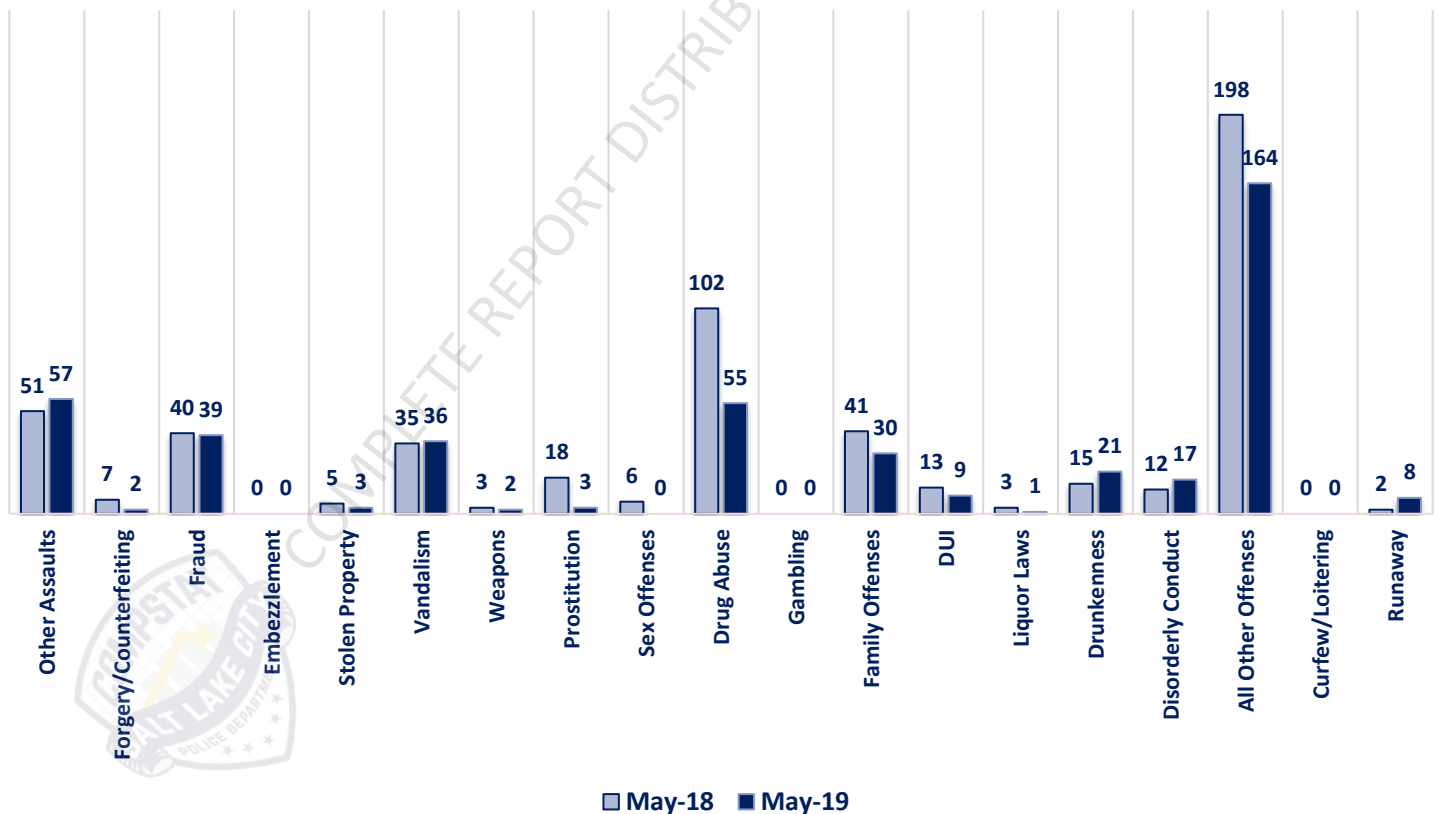
MAY 2019- PART I & II OFFENSE PERCENTAGES



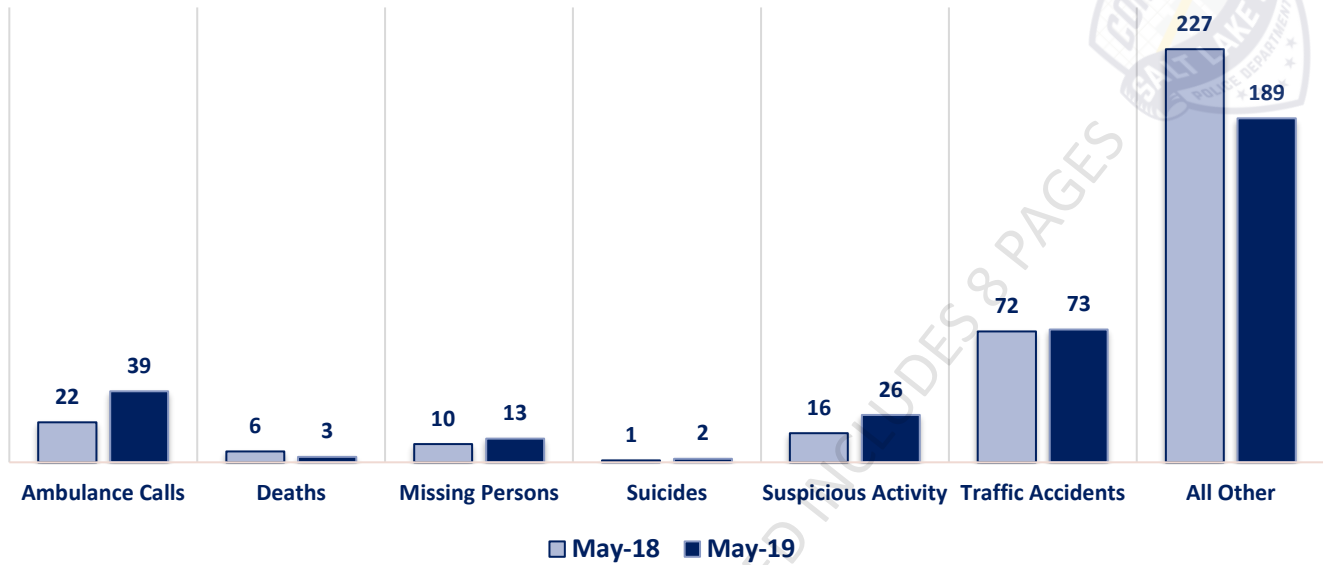
Part I Offenses



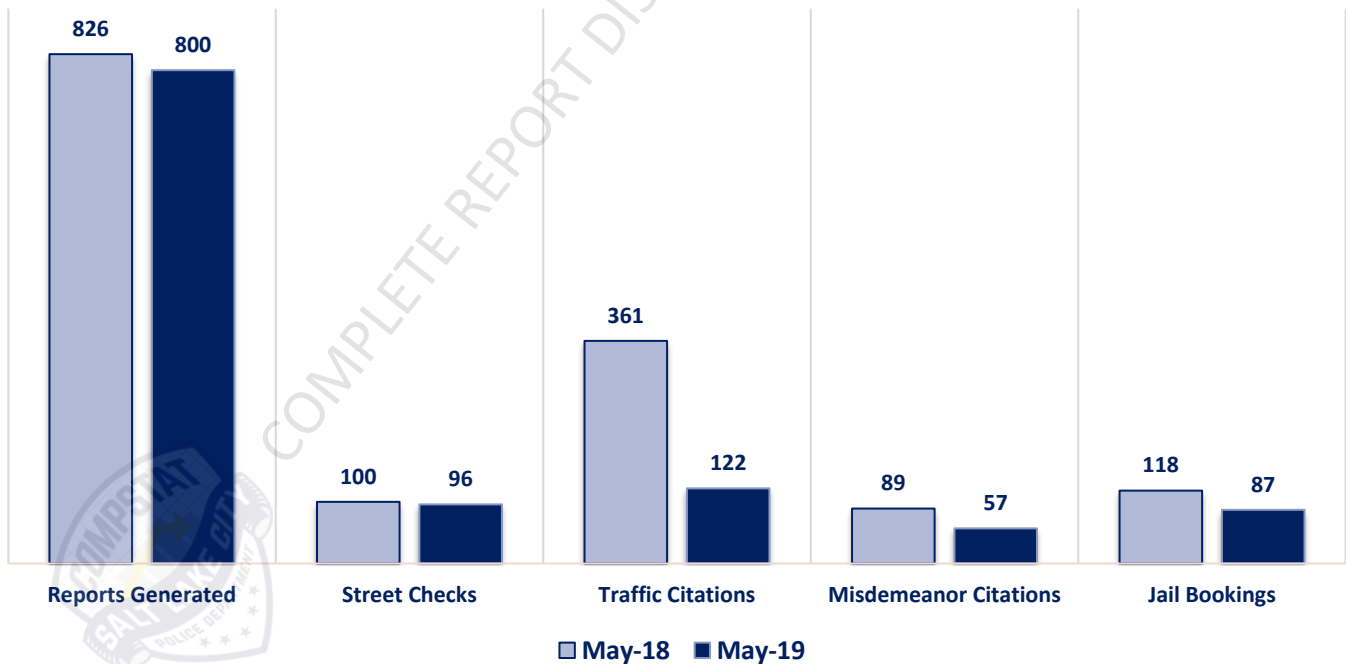
Part II Offenses



Non-UCR Offenses

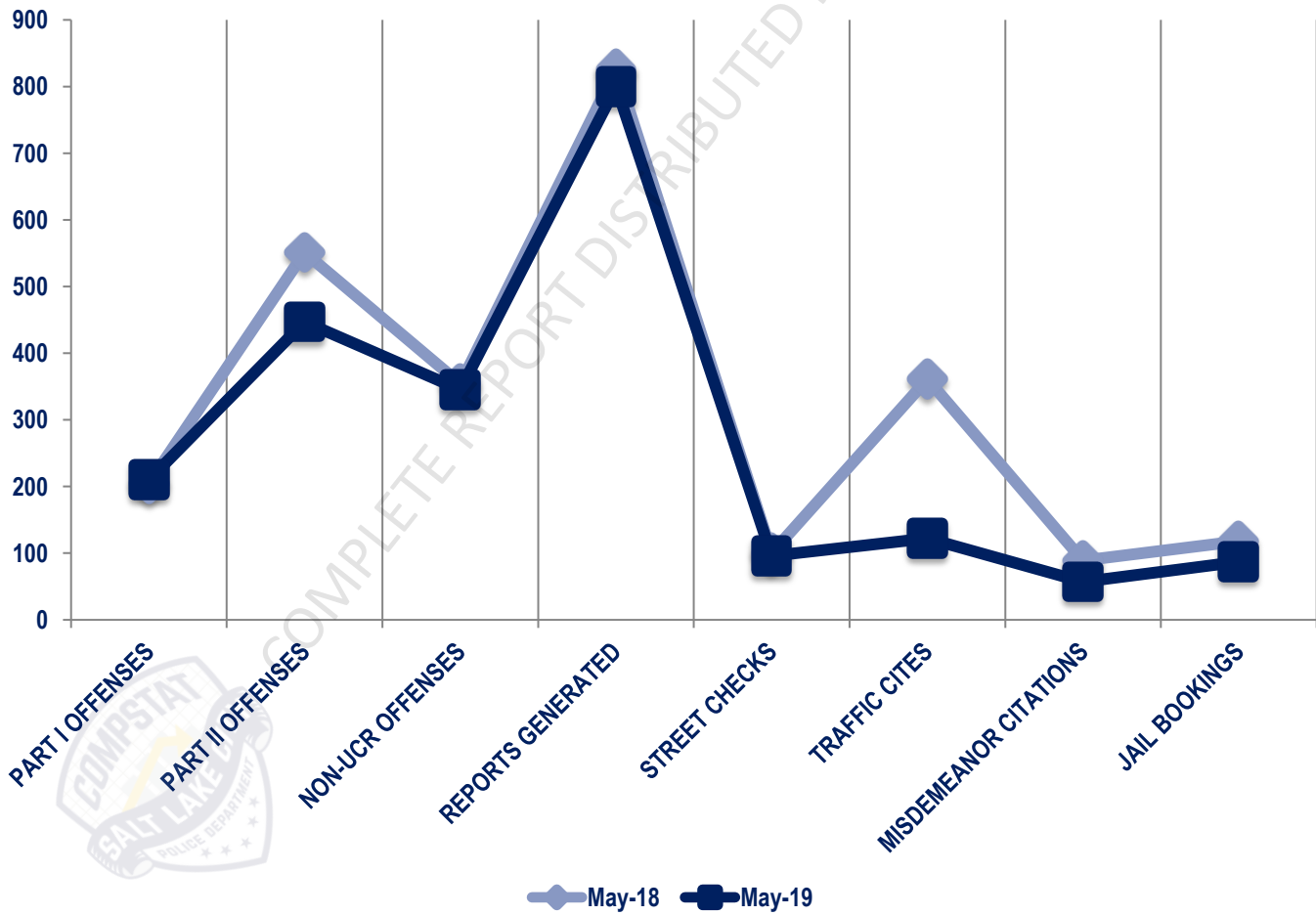


Other Event Totals



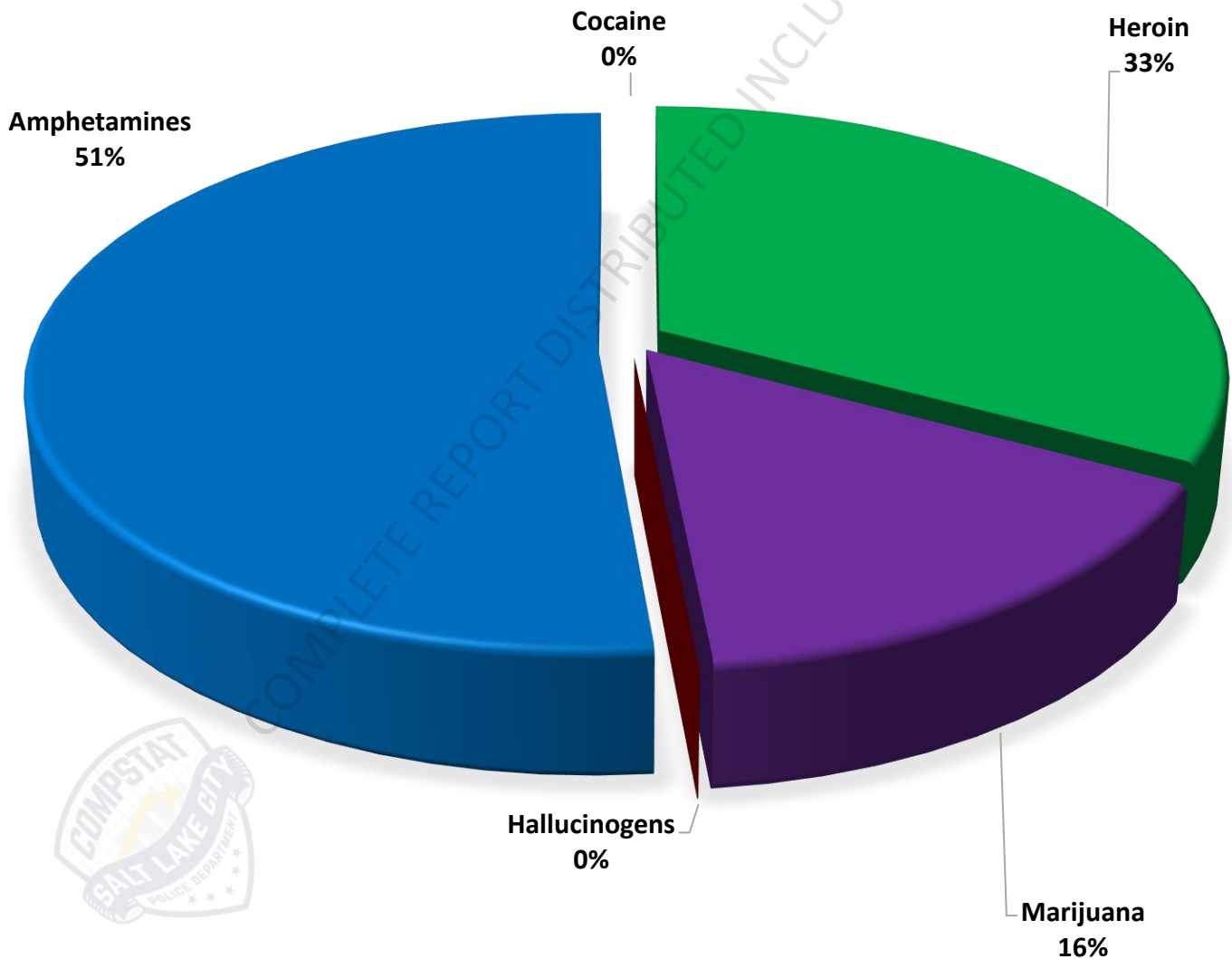
Combined Offense/Event Trends

| | MAY 2018 | MAY 2019 |
|------------------------------|----------|----------|
| Part I Offenses | 205 | 210 |
| Part II Offenses | 551 | 447 |
| NonUCR Offenses | 354 | 345 |
| Reports Generated | 826 | 800 |
| Street Checks | 100 | 96 |
| Traffic Citations | 361 | 122 |
| Misdemeanor Citations | 89 | 57 |
| Jail Bookings | 118 | 87 |

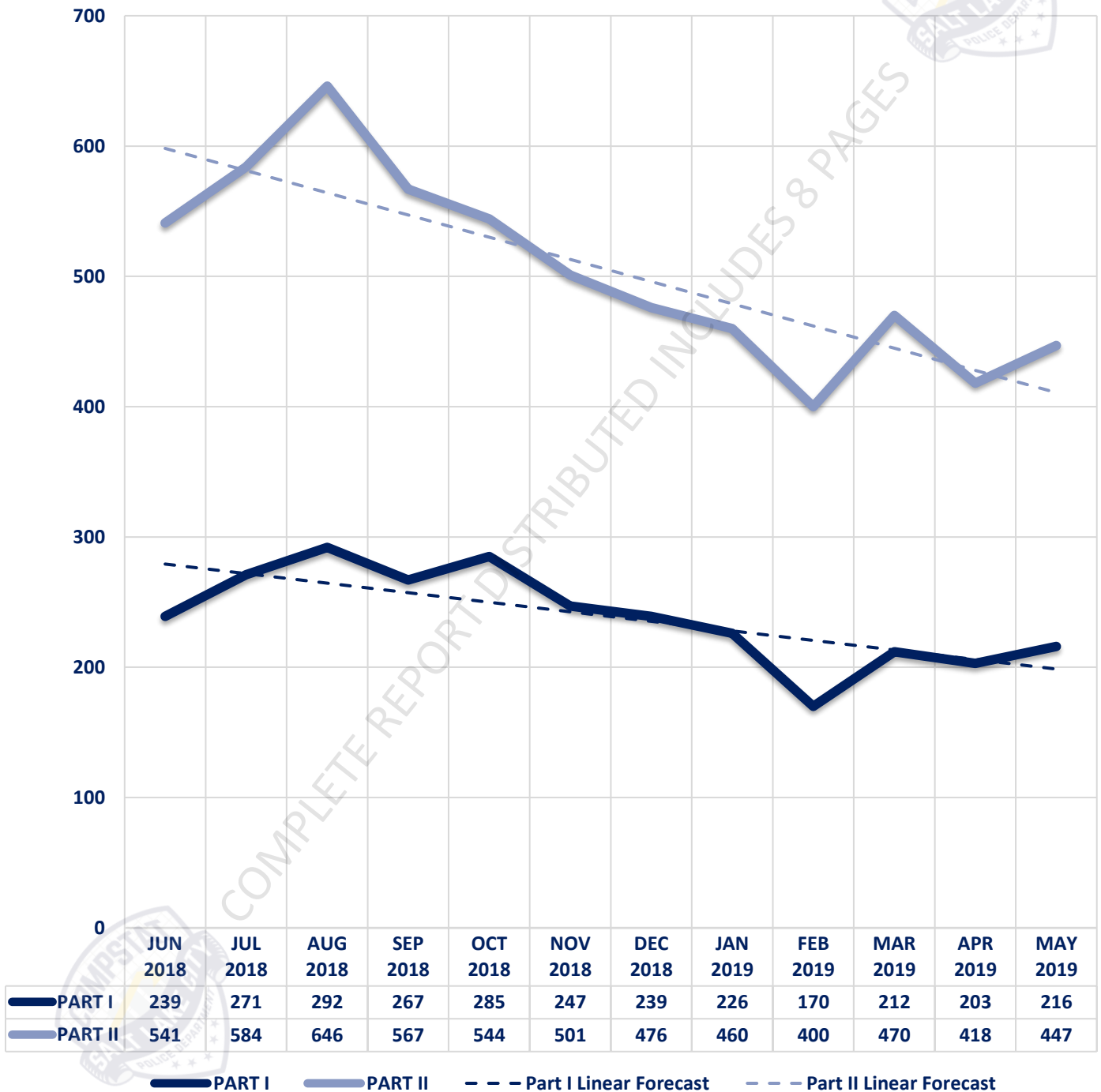


Seized Drugs

| TYPE | DOSES | STREET VALUE |
|---------------|---------------|---------------------|
| Cocaine | 0.0 | \$ - |
| Heroin | 399.4 | \$ 3,993.74 |
| Marijuana | 190.0 | \$ 1,139.80 |
| Hallucinogens | 0.0 | \$ - |
| Amphetamines | 626.7 | \$ 6,266.92 |
| TOTAL | 1216.0 | \$ 11,400.46 |



Part I & II Offenses - One Year





CITY COUNCIL DISTRICT #5 MONTHLY OFFENSE SUMMARY

JUNE 2019

These figures represent preliminary counts of original Police Incident Reports and include all offenses within the above listed City Council District only. Full statistical analysis to determine the confidence level of this data has not been performed. The results contained herein are approximate in relation to the listed area and may not fully coincide with data shown in other areas of SLCPD's Crime Statistics page such as Calls for Service, Crimes Trending, and Crime Reports due to and reflective of departmental procedures that were in place at the time the event occurred and the date this data was compiled. Results displayed are not distinguished as attempted or completed crimes, do not include other calls for police service, and only represent police service where a report was made. Police Incident Reports are classified by primary offense categories as defined by the Uniform Crime Reporting (UCR) system, however for this report all offenses are included, and each incident may have more than one offense listed on it. In cases where there is more than one offense listed, all offenses are counted individually. Although every reasonable verification effort is made, the accuracy of any data is subject to the constraints of the report generation process as well as the manner, format, and point in time of any query.

| | |
|-----------------------------|--|
| PART I OFFENSES: | Chosen by the FBI as Part I Offenses because they are serious crimes that occur with regularity in all areas of the country and are likely to be reported to Police. |
| PART II OFFENSES: | All other crimes other than the eight Part I Offenses. The Uniform Crime Reporting Program gathers only arrest data for Part II Offenses, however, SLCPD results displayed in this document display all Part II Offenses, regardless of the presence of arrest data. |
| ALL OTHER OFFENSES: | Under the Part II Offense section, 'All Other Offenses' include Peeping Tom, Trespass, Kidnap/Abduction, Pornography, Extortion/Blackmail, Bribery, Warrants, Sexual Offenses, Obstruction, Public Peace, and Hit & Run. |
| NON-UCR OFFENSES: | Non-UCR Offenses include reports for all other offenses not classified as a Part I or Part II Offense. Results displayed separate some of these offenses such as Ambulance Calls, Deaths, Missing Persons, Suicides, Suspicious Activity, and Traffic Accidents. |
| ALL OTHER NON-UCR: | Under the Non-UCR category, 'All Other' include the remainder of offenses not classified as Part I or Part II and not separated from the Non-UCR Offenses. These include things such as Loud Parties, Barking Dogs, Mentally Ill Subjects, Citizen Assistance, etc. |
| LOW NUMBER OFFENSES: | On page two, in the interest of space and allowing for easier viewing, the category titled 'Low Number Offenses' include Part I and Part II Offenses from page one that have totals under the amount of 20. |

Offenses

PART I OFFENSES

| OFFENSE | JUN 18 | JUN 19 |
|----------------------|------------|------------|
| Homicide | 0 | 0 |
| Sexual Assault | 0 | 1 |
| Robbery | 7 | 4 |
| Aggravated Assault | 5 | 8 |
| Burglary | 28 | 19 |
| Larceny/Theft | 177 | 164 |
| Motor Vehicle Theft | 23 | 20 |
| Arson | 0 | 1 |
| PART I TOTALS | 240 | 217 |

NON-UCR OFFENSES

| | | |
|-----------------------|------------|------------|
| Ambulance Calls | 25 | 39 |
| Deaths | 6 | 4 |
| Missing Persons | 5 | 7 |
| Suicides | 1 | 0 |
| Suspicious Activity | 13 | 20 |
| Traffic Accidents | 73 | 75 |
| All Other | 217 | 187 |
| NON-UCR TOTALS | 340 | 332 |

TOTALS

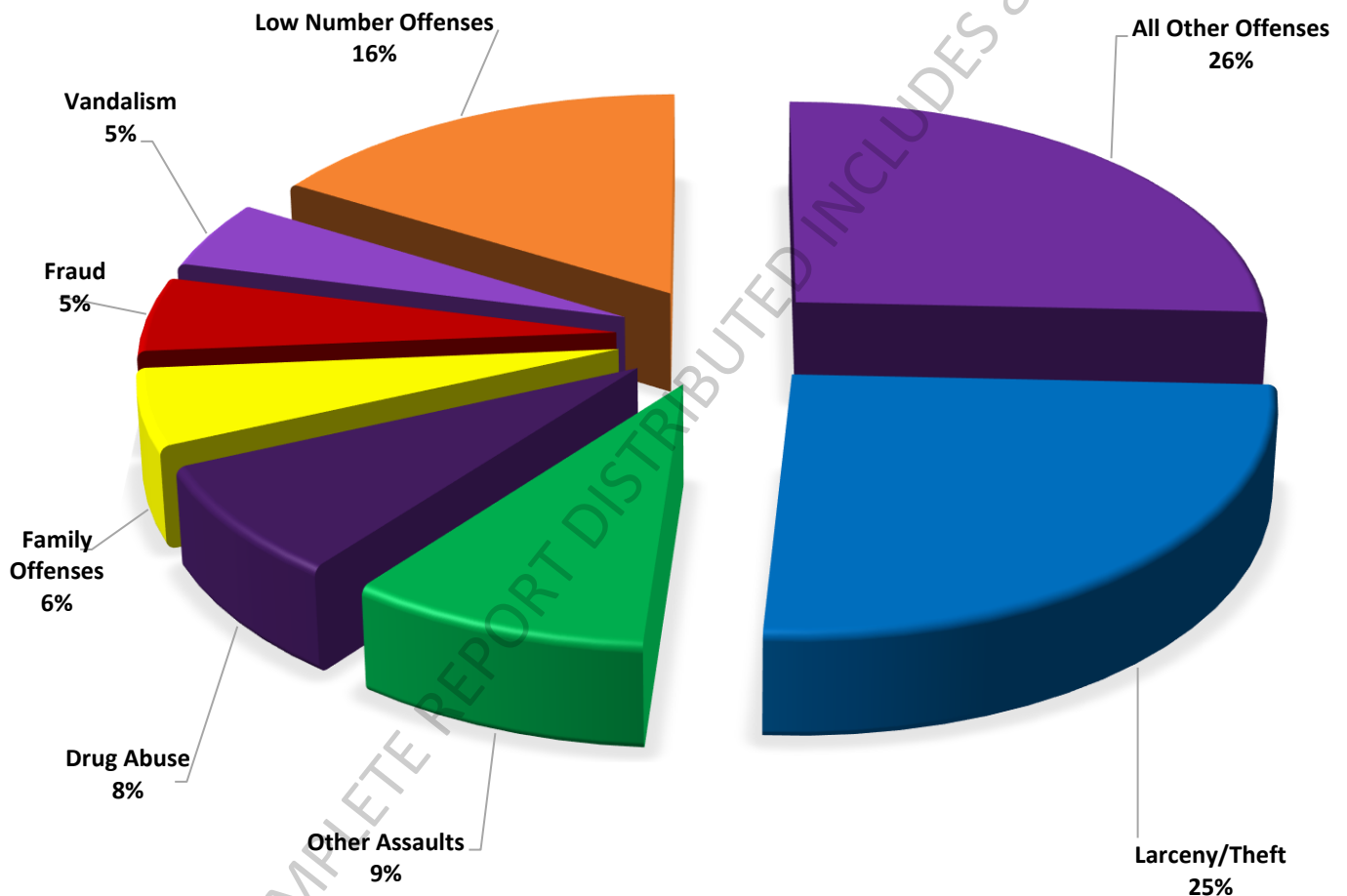
| | | |
|-------------------------|-------------|------------|
| PART I OFFENSES | 240 | 217 |
| PART II OFFENSES | 542 | 429 |
| NON-UCR OFFENSES | 340 | 332 |
| TOTAL | 1122 | 978 |

PART II OFFENSES

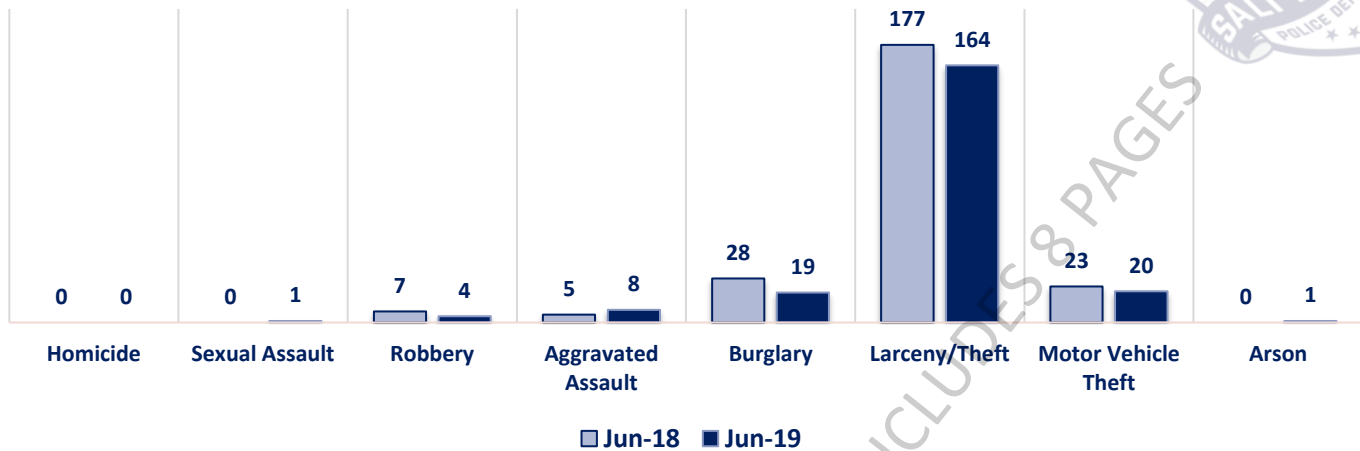
| OFFENSE | JUN 18 | JUN 19 |
|-----------------------|------------|------------|
| Other Assaults | 68 | 60 |
| Forgery/Counterfeit | 2 | 3 |
| Fraud | 29 | 34 |
| Embezzlement | 0 | 0 |
| Stolen Property | 5 | 5 |
| Vandalism | 29 | 31 |
| Weapons | 2 | 3 |
| Prostitution | 12 | 5 |
| Sex Offenses | 2 | 3 |
| Drug Abuse | 89 | 51 |
| Gambling | 0 | 3 |
| Family Offenses | 50 | 35 |
| DUI | 10 | 5 |
| Liquor Laws | 8 | 2 |
| Drunkenness | 25 | 11 |
| Disorderly Conduct | 15 | 9 |
| All Other Offenses | 190 | 166 |
| Curfew/Loitering | 0 | 0 |
| Runaway | 6 | 3 |
| PART II TOTALS | 542 | 429 |



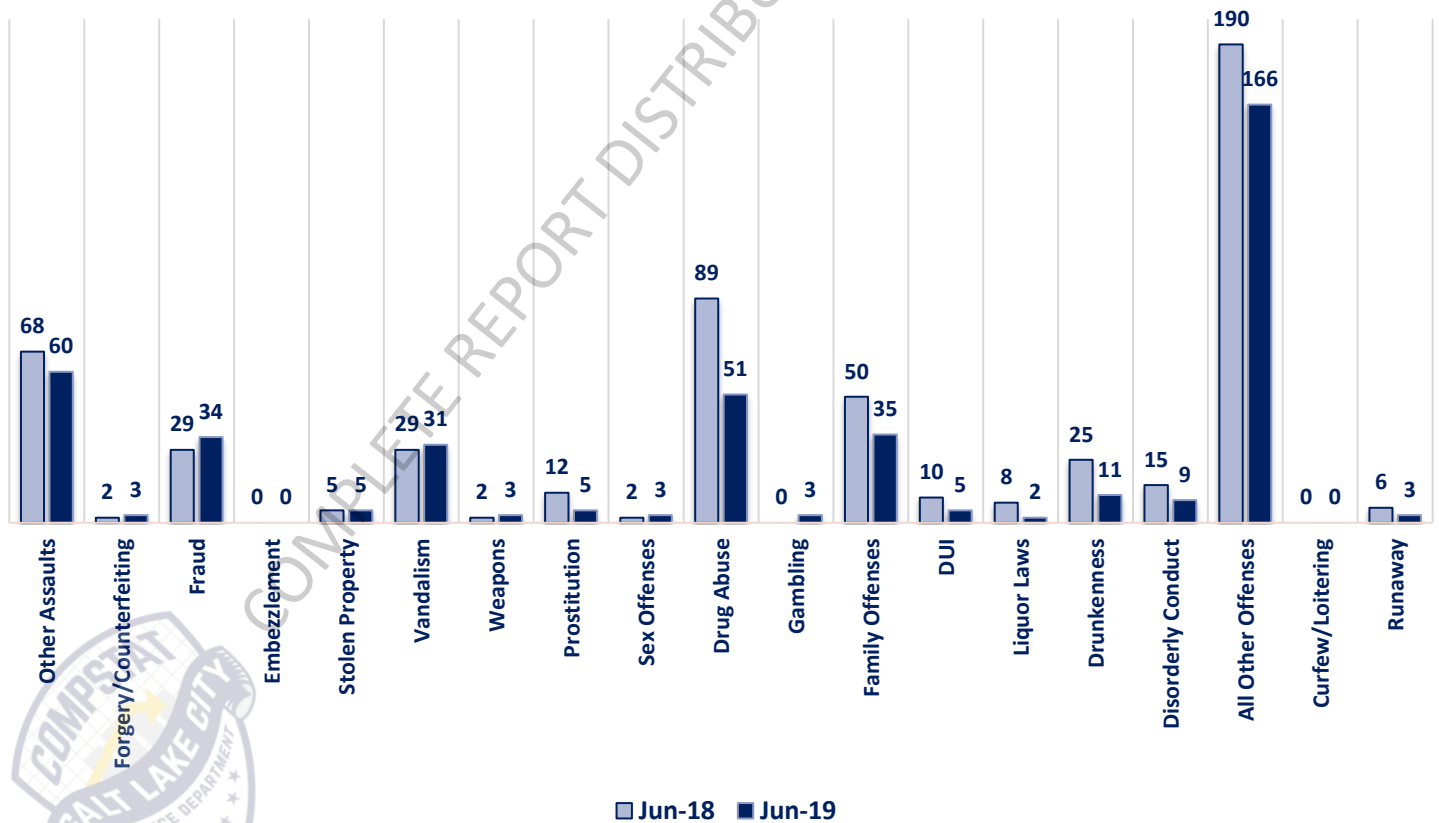
JUNE 2019 - PART I & II OFFENSE PERCENTAGES



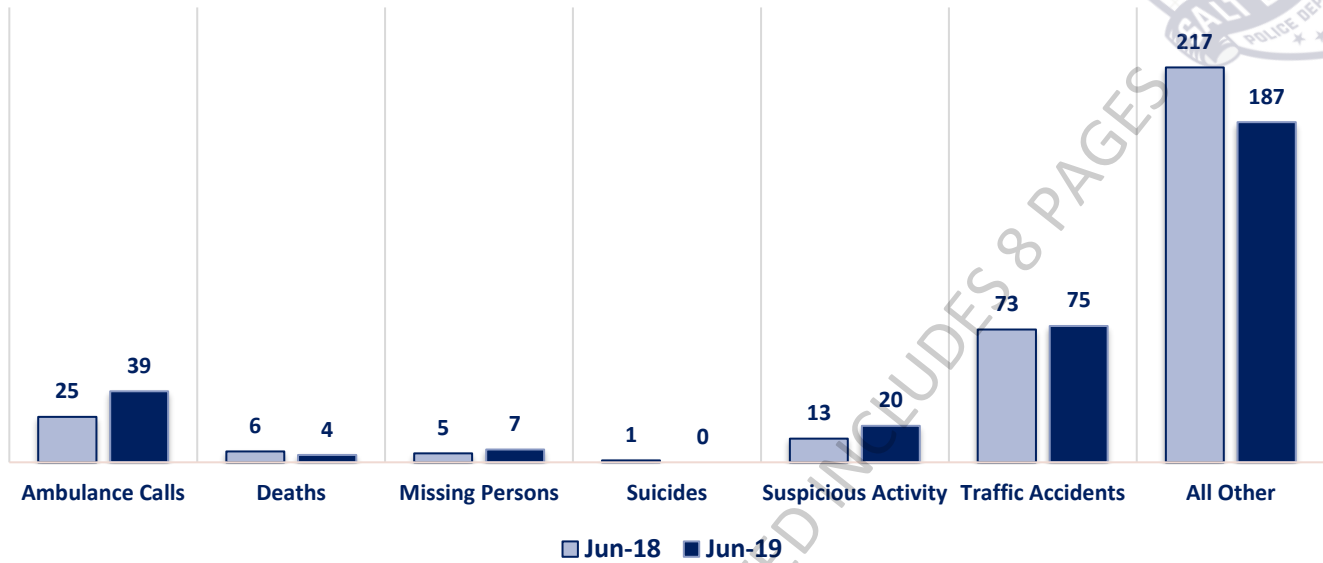
Part I Offenses



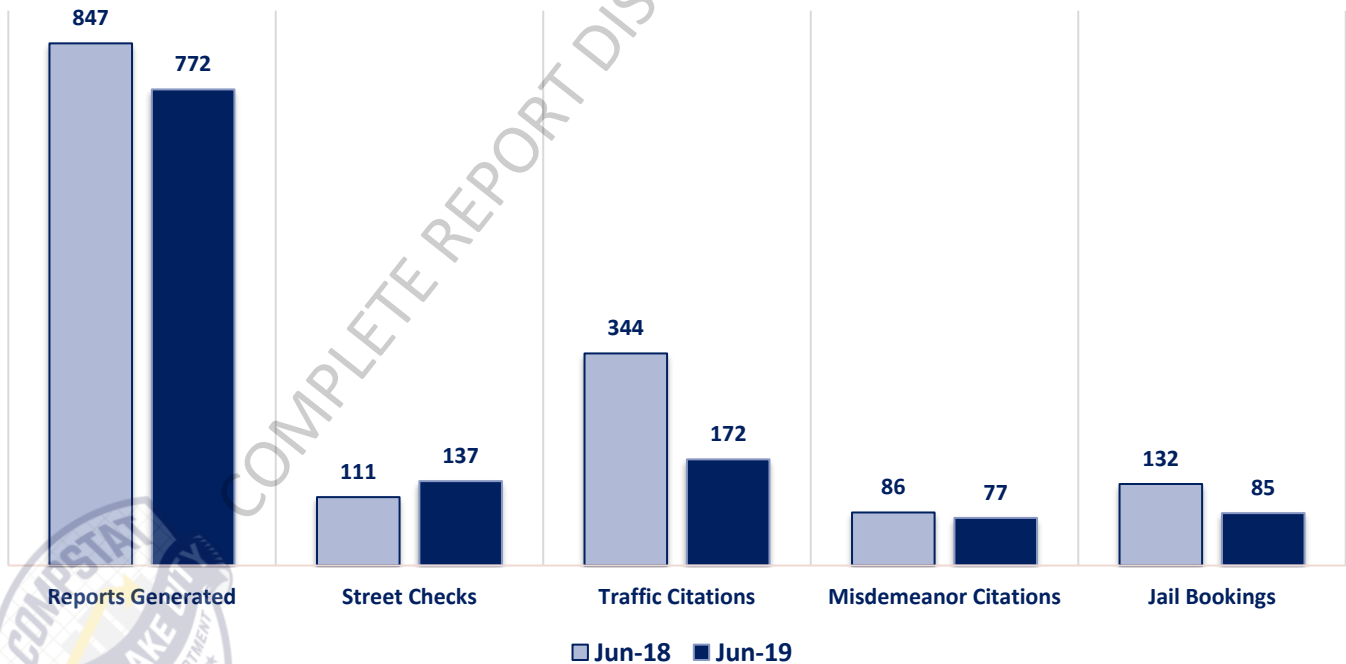
Part II Offenses



Non-UCR Offenses

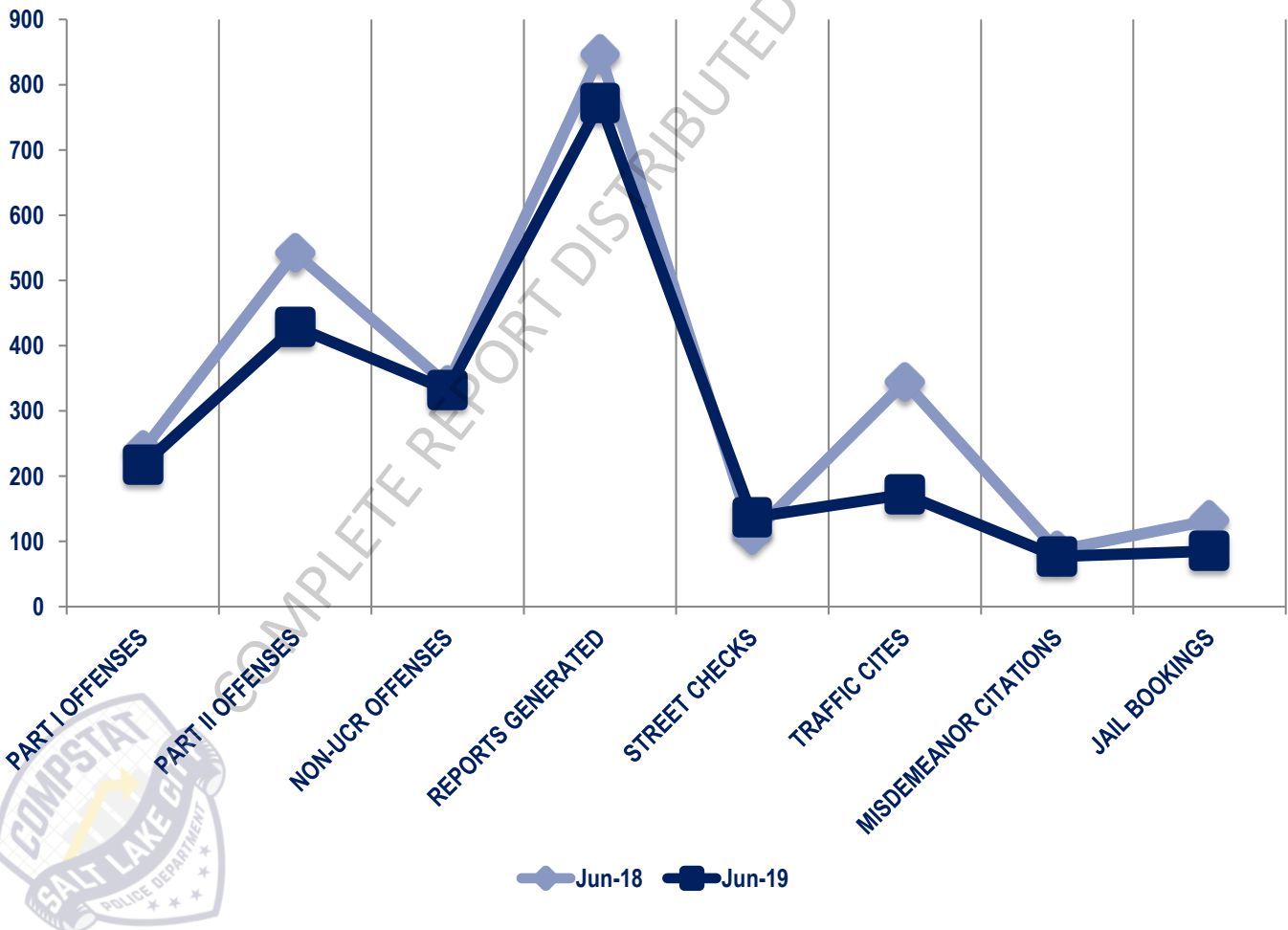


Other Event Totals



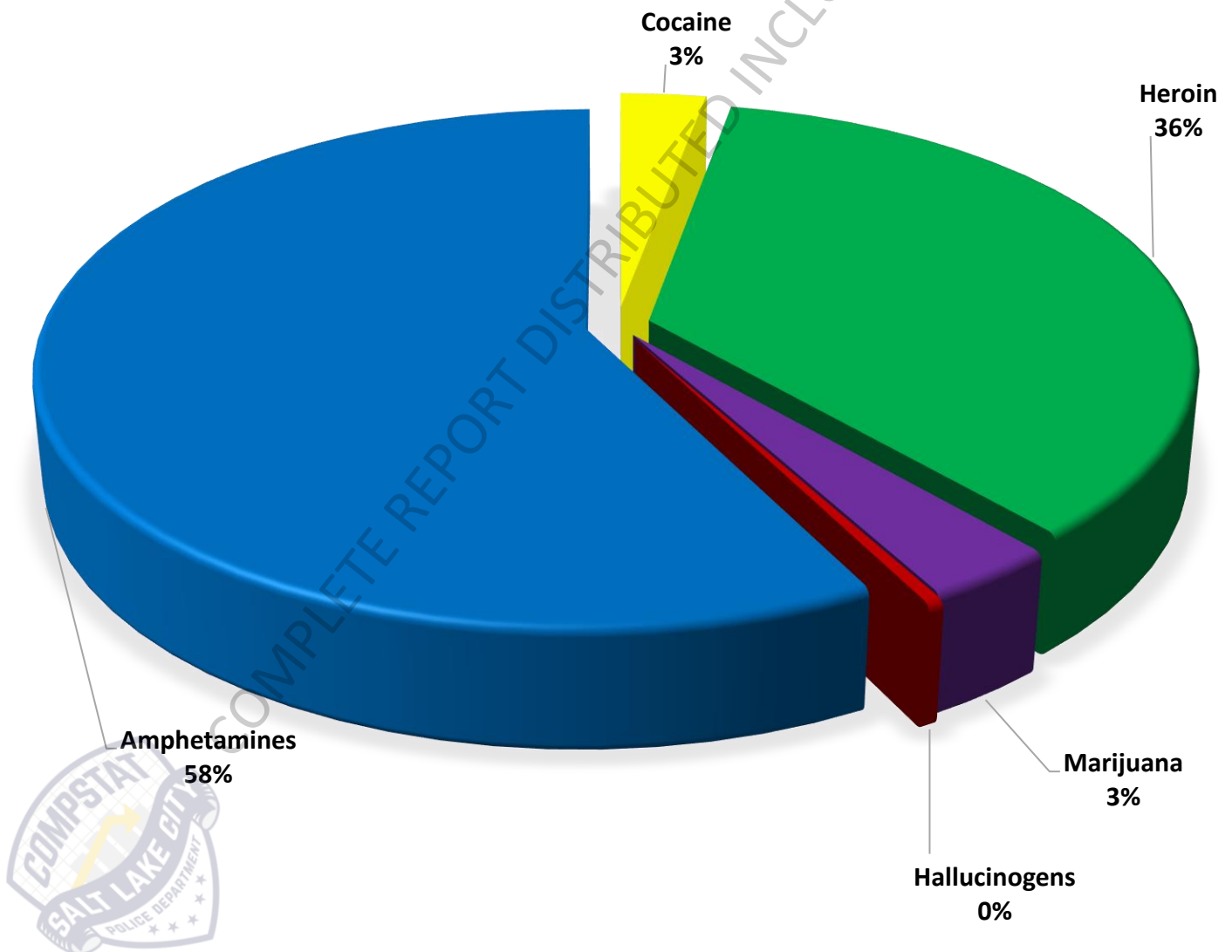
Combined Offense/Event Trends


| | JUNE 2018 | JUNE 2019 |
|------------------------------|-----------|-----------|
| Part I Offenses | 240 | 217 |
| Part II Offenses | 542 | 429 |
| NonUCR Offenses | 340 | 332 |
| Reports Generated | 847 | 772 |
| Street Checks | 111 | 137 |
| Traffic Citations | 344 | 172 |
| Misdemeanor Citations | 86 | 77 |
| Jail Bookings | 132 | 85 |



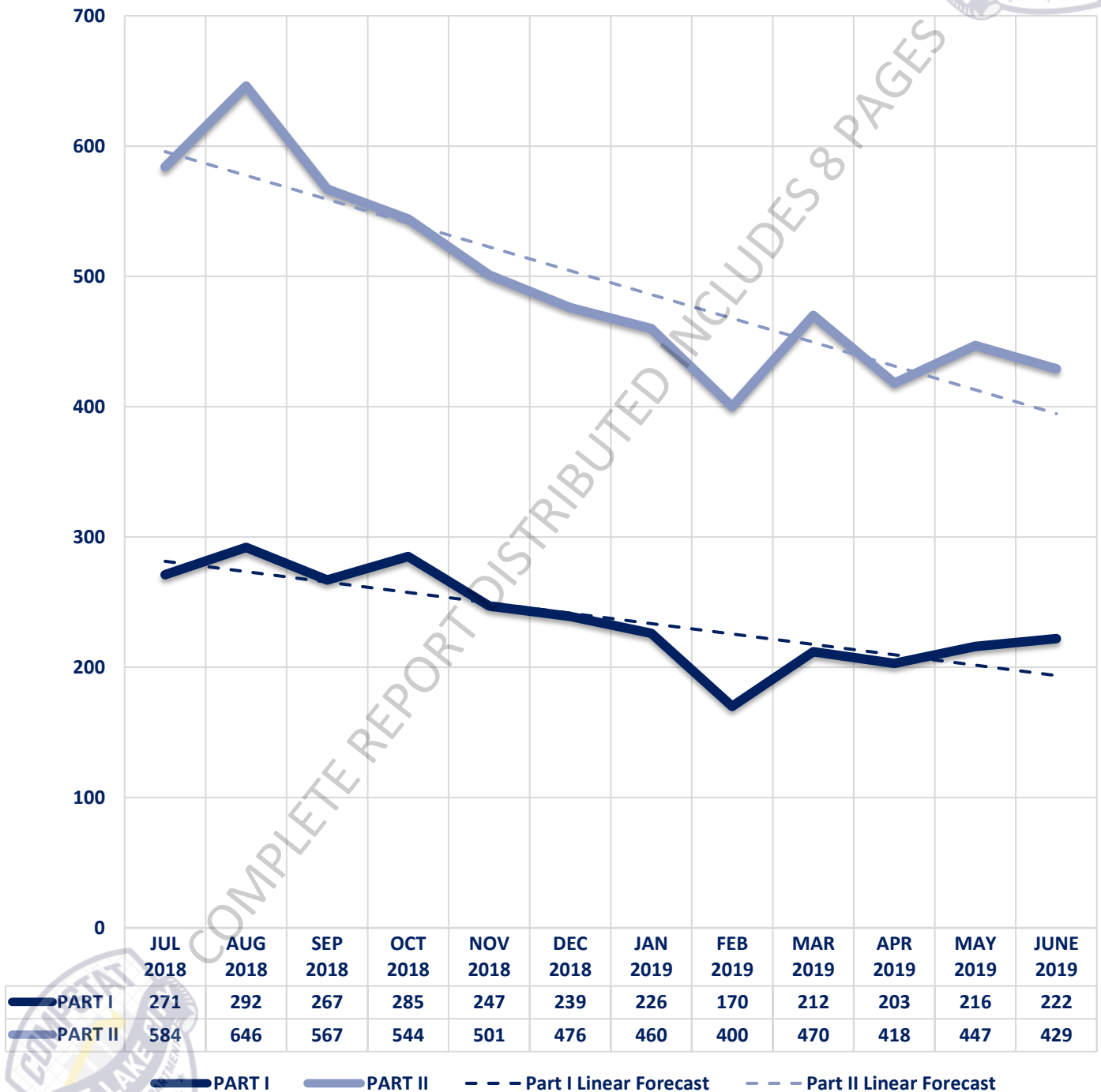
Seized Drugs

| TYPE | DOSES | STREET VALUE |
|---------------|---------------|---------------------|
| Cocaine | 52.0 | \$ 520.00 |
| Heroin | 630.0 | \$ 6,300.00 |
| Marijuana | 60.5 | \$ 362.97 |
| Hallucinogens | 7.4 | \$ 14.82 |
| Amphetamines | 1018.0 | \$ 10,180.00 |
| TOTAL | 1767.9 | \$ 17,377.78 |





Part I & II Offenses - One Year





CITY COUNCIL DISTRICT #5

MONTHLY OFFENSE SUMMARY

JULY 2019

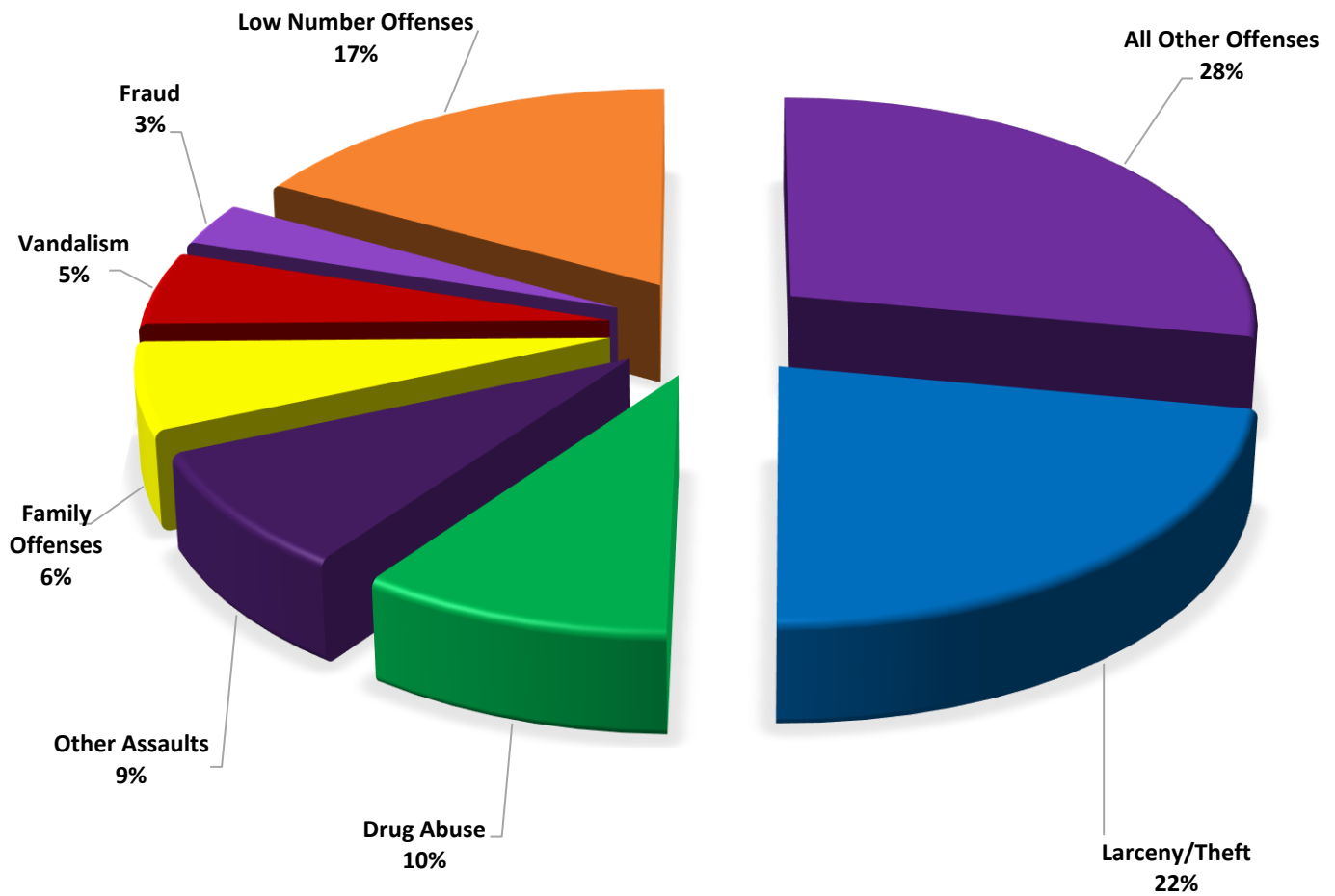
These figures represent preliminary counts of original Police Incident Reports and include all offenses within the above listed City Council District only. Full statistical analysis to determine the confidence level of this data has not been performed. The results contained herein are approximate in relation to the listed area and may not fully coincide with data shown in other areas of SLCPD's Crime Statistics page such as Calls for Service, Crimes Trending, and Crime Reports due to and reflective of departmental procedures that were in place at the time the event occurred and the date this data was compiled. Results displayed are not distinguished as attempted or completed crimes, do not include other calls for police service, and only represent police service where a report was made. Police Incident Reports are classified by primary offense categories as defined by the Uniform Crime Reporting (UCR) system, however for this report all offenses are included, and each incident may have more than one offense listed on it. In cases where there is more than one offense listed, all offenses are counted individually. Although every reasonable verification effort is made, the accuracy of any data is subject to the constraints of the report generation process as well as the manner, format, and point in time of any query.

| | |
|-----------------------------|--|
| PART I OFFENSES: | Chosen by the FBI as Part I Offenses because they are serious crimes that occur with regularity in all areas of the country and are likely to be reported to Police. |
| PART II OFFENSES: | All other crimes other than the eight Part I Offenses. The Uniform Crime Reporting Program gathers only arrest data for Part II Offenses, however, SLCPD results displayed in this document display all Part II Offenses, regardless of the presence of arrest data. |
| ALL OTHER OFFENSES: | Under the Part II Offense section, 'All Other Offenses' include Peeping Tom, Trespass, Kidnap/Abduction, Pornography, Extortion/Blackmail, Bribery, Warrants, Sexual Offenses, Obstruction, Public Peace, and Hit & Run. |
| NON-UCR OFFENSES: | Non-UCR Offenses include reports for all other offenses not classified as a Part I or Part II Offense. Results displayed separate some of these offenses such as Ambulance Calls, Deaths, Missing Persons, Suicides, Suspicious Activity, and Traffic Accidents. |
| ALL OTHER NON-UCR: | Under the Non-UCR category, 'All Other' include the remainder of offenses not classified as Part I or Part II and not separated from the Non-UCR Offenses. These include things such as Loud Parties, Barking Dogs, Mentally Ill Subjects, Citizen Assistance, etc. |
| LOW NUMBER OFFENSES: | On page two, in the interest of space and allowing for easier viewing, the category titled 'Low Number Offenses' include Part I and Part II Offenses from page one that have totals under the amount of 22. |

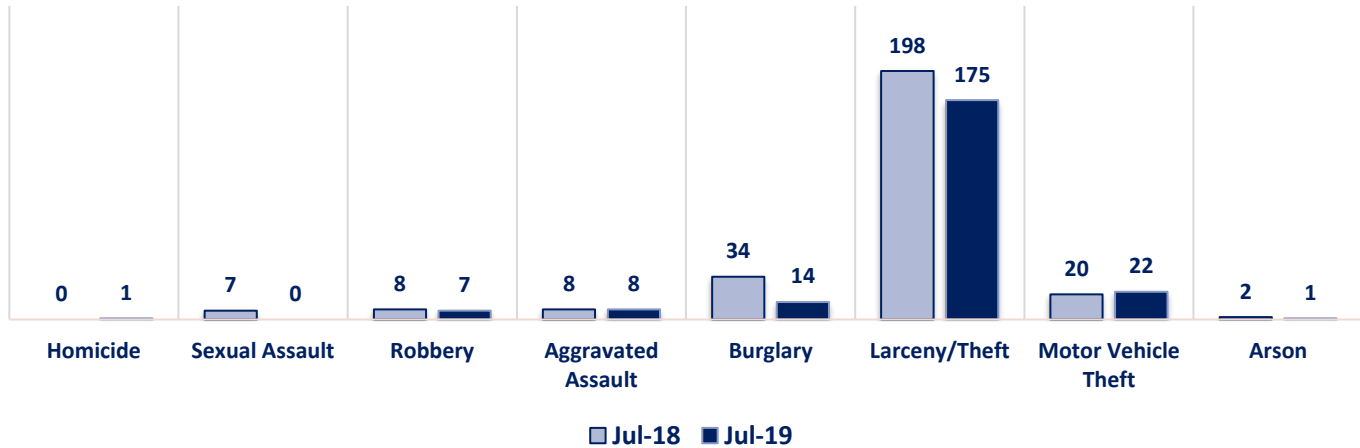
Offenses

| PART I OFFENSES | OFFENSE | JULY 18 | JULY 19 | OFFENSE | JULY 18 | JULY 19 |
|------------------|-------------------------|-------------|-------------|-----------------------|------------|------------|
| | Homicide | 0 | 1 | Other Assaults | 54 | 67 |
| | Sexual Assault | 7 | 0 | Forgery/Counterfeit | 11 | 3 |
| | Robbery | 8 | 7 | Fraud | 40 | 24 |
| | Aggravated Assault | 8 | 8 | Embezzlement | 1 | 0 |
| | Burglary | 34 | 14 | Stolen Property | 5 | 8 |
| | Larceny/Theft | 198 | 175 | Vandalism | 45 | 41 |
| | Motor Vehicle Theft | 20 | 22 | Weapons | 8 | 3 |
| | Arson | 2 | 1 | Prostitution | 18 | 14 |
| NON-UCR OFFENSES | PART I TOTALS | 277 | 228 | Sex Offenses | 2 | 1 |
| | Ambulance Calls | 17 | 26 | Drug Abuse | 112 | 76 |
| | Deaths | 2 | 3 | Gambling | 0 | 0 |
| | Missing Persons | 14 | 6 | Family Offenses | 21 | 49 |
| | Suicides | 1 | 0 | DUI | 8 | 10 |
| | Suspicious Activity | 17 | 16 | Liquor Laws | 3 | 3 |
| | Traffic Accidents | 67 | 71 | Drunkenness | 22 | 11 |
| | All Other | 211 | 207 | Disorderly Conduct | 7 | 18 |
| | NON-UCR TOTALS | 329 | 329 | All Other Offenses | 230 | 219 |
| TOTALS | PART I OFFENSES | 277 | 228 | Curfew/Loitering | 1 | 0 |
| | PART II OFFENSES | 589 | 556 | Runaway | 1 | 9 |
| | NON-UCR OFFENSES | 329 | 329 | PART II TOTALS | 589 | 556 |
| | TOTAL | 1195 | 1113 | | | |

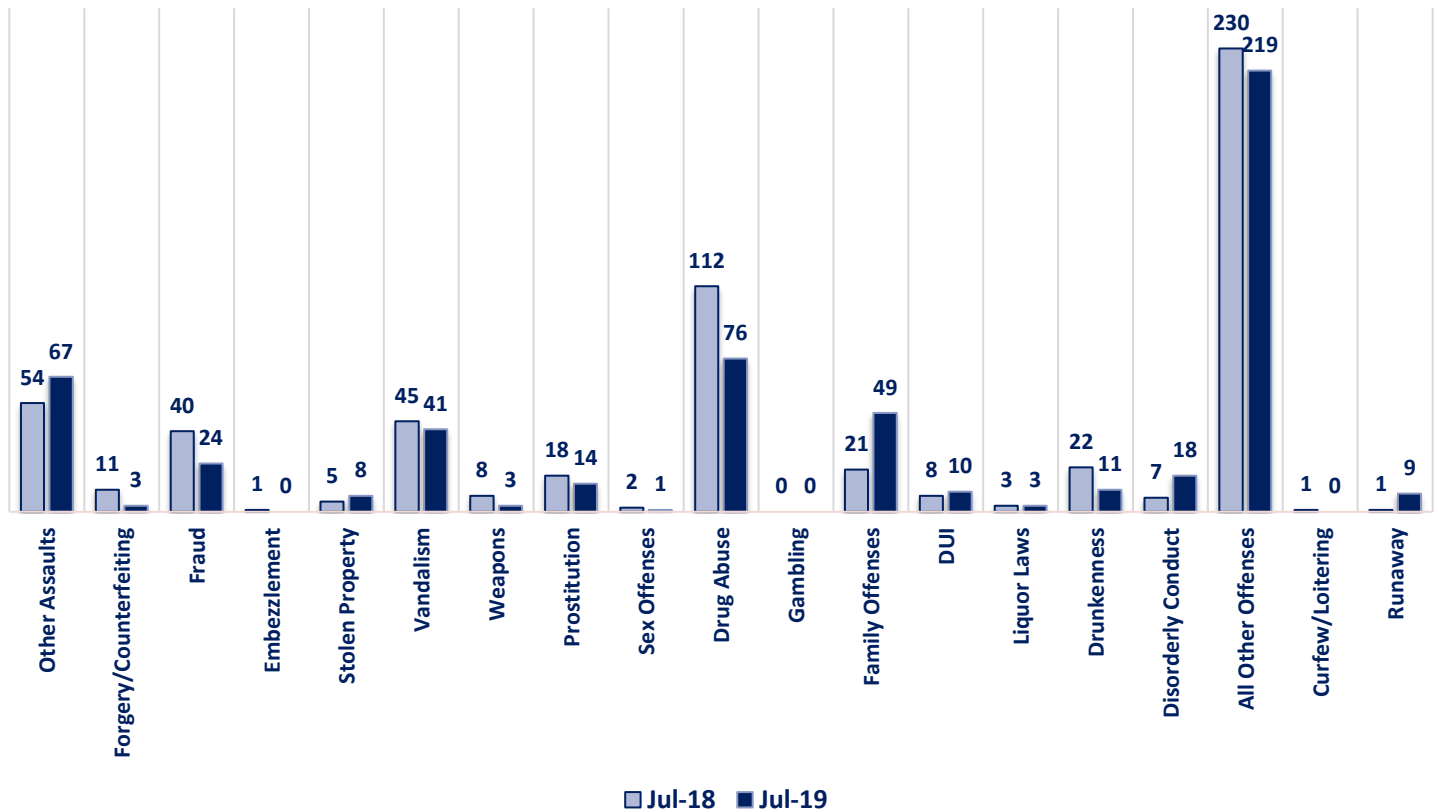
JULY 2019 - PART I & II OFFENSE PERCENTAGES



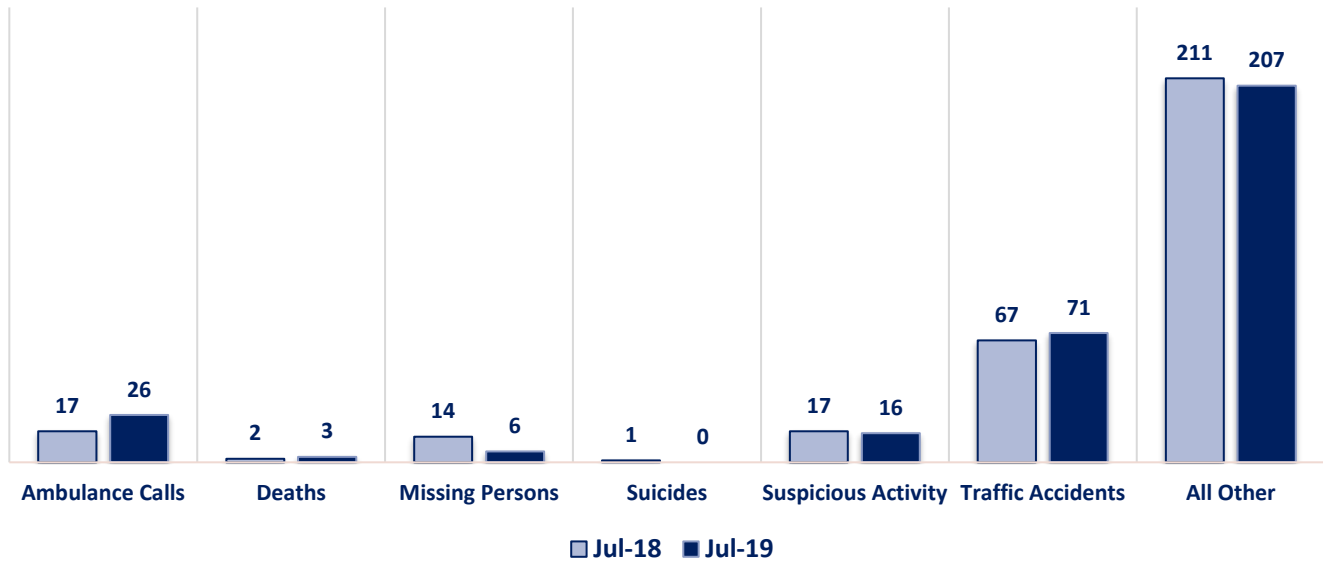
Part I Offenses



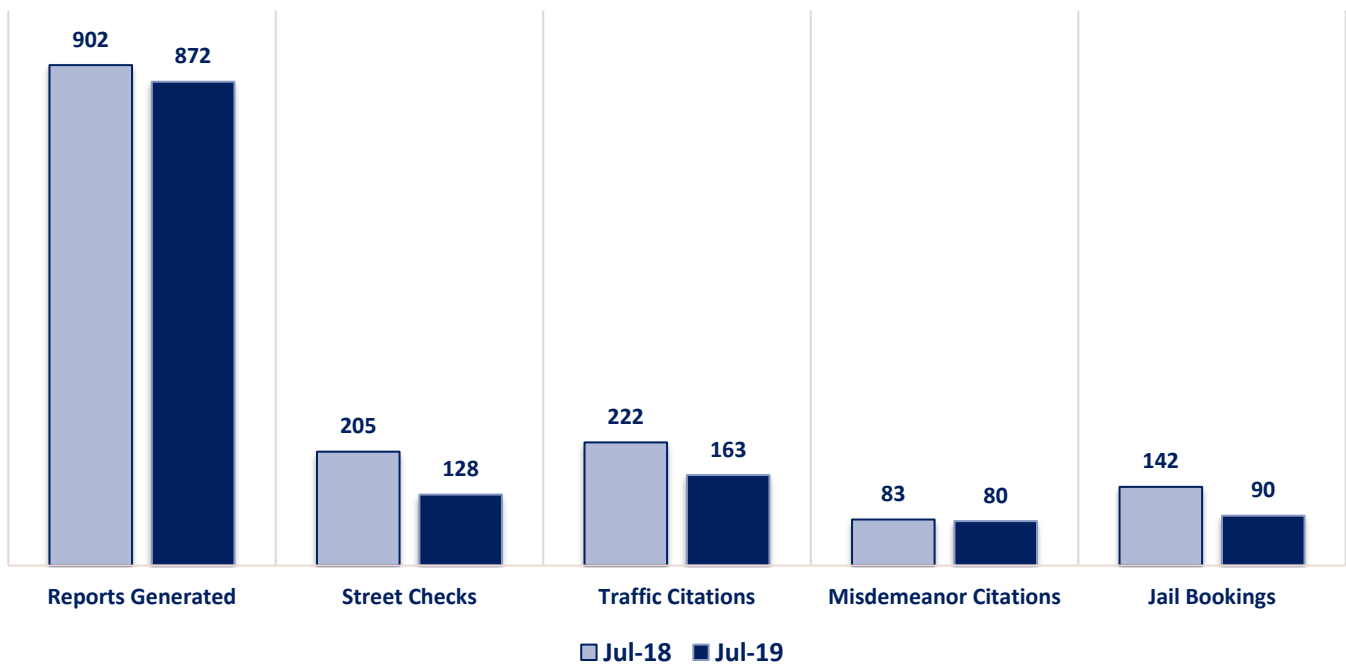
Part II Offenses



Non-UCR Offenses

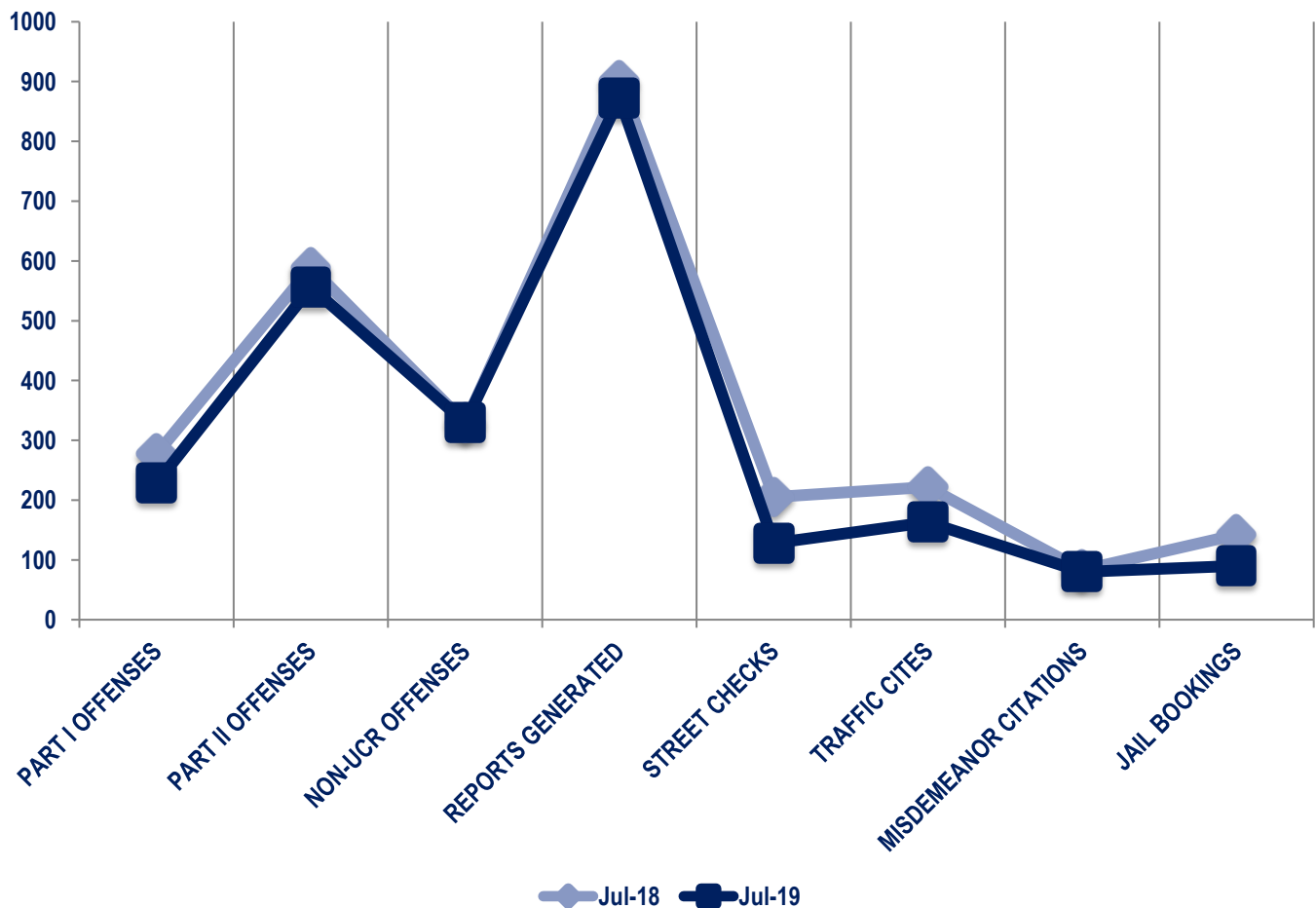


Other Event Totals



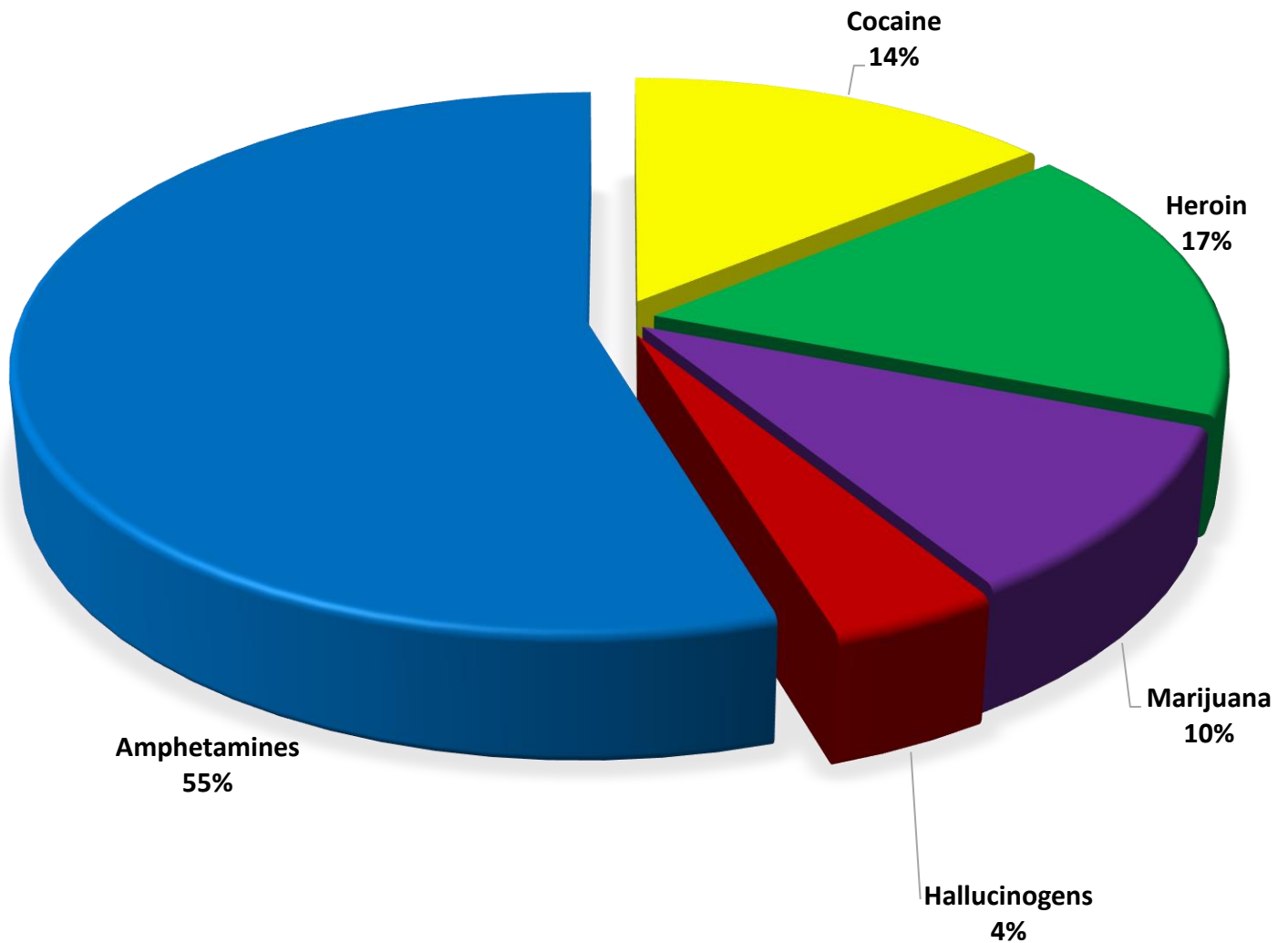
Combined Offense/Event Trends

| | JULY 2018 | JULY 2019 |
|------------------------------|-----------|-----------|
| Part I Offenses | 277 | 228 |
| Part II Offenses | 589 | 556 |
| NonUCR Offenses | 329 | 329 |
| Reports Generated | 902 | 872 |
| Street Checks | 205 | 128 |
| Traffic Citations | 222 | 163 |
| Misdemeanor Citations | 83 | 80 |
| Jail Bookings | 142 | 90 |

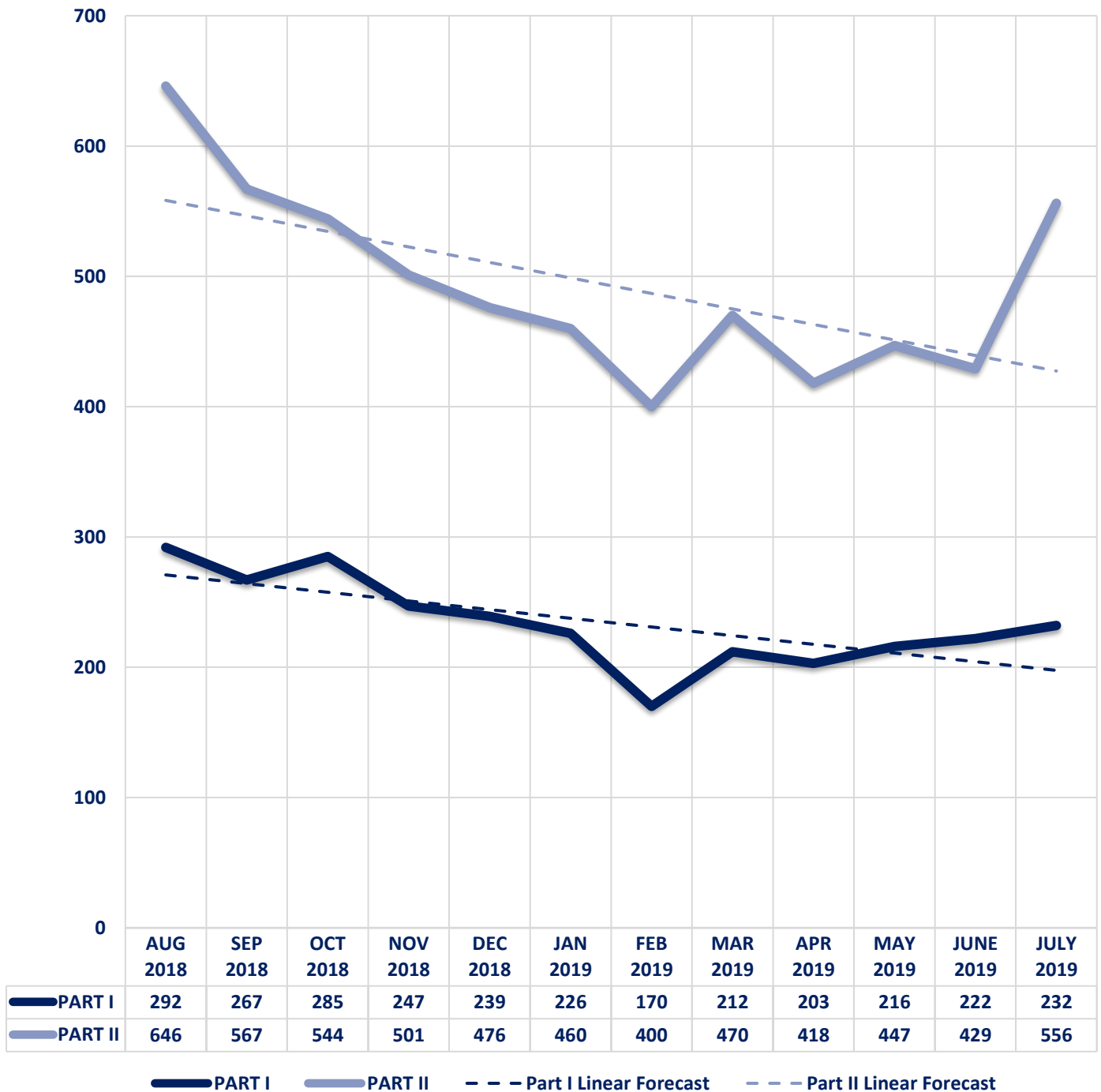


Seized Drugs

| TYPE | DOSES | STREET VALUE | |
|---------------|---------------|--------------|------------------|
| Cocaine | 240.0 | \$ | 2,400.00 |
| Heroin | 286.1 | \$ | 2,861.00 |
| Marijuana | 174.8 | \$ | 1,048.70 |
| Hallucinogens | 70.2 | \$ | 140.39 |
| Amphetamines | 934.2 | \$ | 9,342.00 |
| TOTAL | 1705.3 | \$ | 15,792.09 |



Part I & II Offenses - One Year





CITY COUNCIL DISTRICT #5

MONTHLY OFFENSE SUMMARY

AUGUST 2019

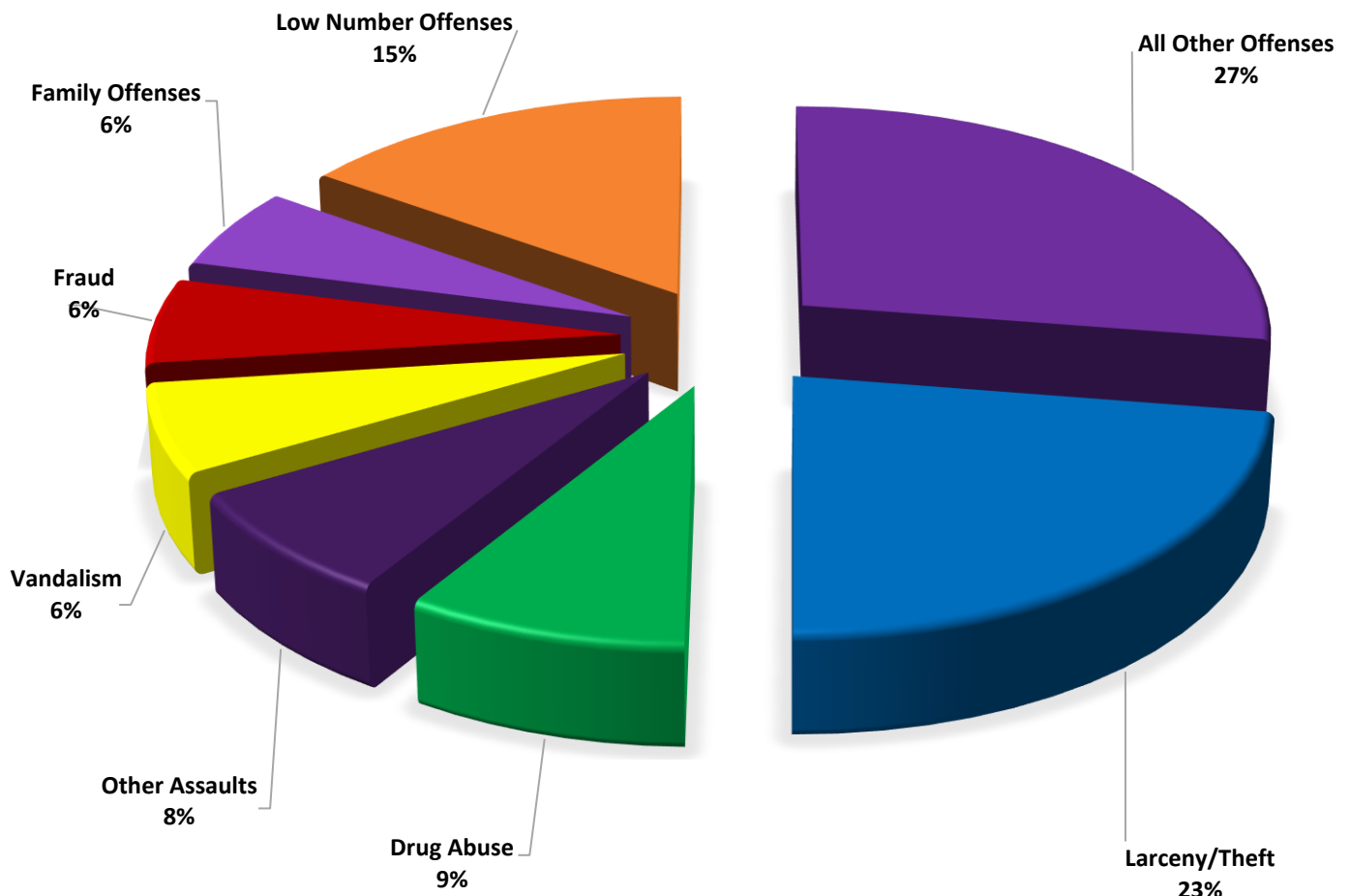
These figures represent preliminary counts of original Police Incident Reports and include all offenses within the above listed City Council District only. Full statistical analysis to determine the confidence level of this data has not been performed. The results contained herein are approximate in relation to the listed area and may not fully coincide with data shown in other areas of SLCPD's Crime Statistics page such as Calls for Service, Crimes Trending, and Crime Reports due to and reflective of departmental procedures that were in place at the time the event occurred and the date this data was compiled. Results displayed are not distinguished as attempted or completed crimes, do not include other calls for police service, and only represent police service where a report was made. Police Incident Reports are classified by primary offense categories as defined by the Uniform Crime Reporting (UCR) system, however for this report all offenses are included, and each incident may have more than one offense listed on it. In cases where there is more than one offense listed, all offenses are counted individually. Although every reasonable verification effort is made, the accuracy of any data is subject to the constraints of the report generation process as well as the manner, format, and point in time of any query.

| | |
|-----------------------------|--|
| PART I OFFENSES: | Chosen by the FBI as Part I Offenses because they are serious crimes that occur with regularity in all areas of the country and are likely to be reported to Police. |
| PART II OFFENSES: | All other crimes other than the eight Part I Offenses. The Uniform Crime Reporting Program gathers only arrest data for Part II Offenses, however, SLCPD results displayed in this document display all Part II Offenses, regardless of the presence of arrest data. |
| ALL OTHER OFFENSES: | Under the Part II Offense section, 'All Other Offenses' include Peeping Tom, Trespass, Kidnap/Abduction, Pornography, Extortion/Blackmail, Bribery, Warrants, Sexual Offenses, Obstruction, Public Peace, and Hit & Run. |
| NON-UCR OFFENSES: | Non-UCR Offenses include reports for all other offenses not classified as a Part I or Part II Offense. Results displayed separate some of these offenses such as Ambulance Calls, Deaths, Missing Persons, Suicides, Suspicious Activity, and Traffic Accidents. |
| ALL OTHER NON-UCR: | Under the Non-UCR category, 'All Other' include the remainder of offenses not classified as Part I or Part II and not separated from the Non-UCR Offenses. These include things such as Loud Parties, Barking Dogs, Mentally Ill Subjects, Citizen Assistance, etc. |
| LOW NUMBER OFFENSES: | On page two, in the interest of space and allowing for easier viewing, the category titled 'Low Number Offenses' include Part I and Part II Offenses from page one that have totals under the amount of 19. |

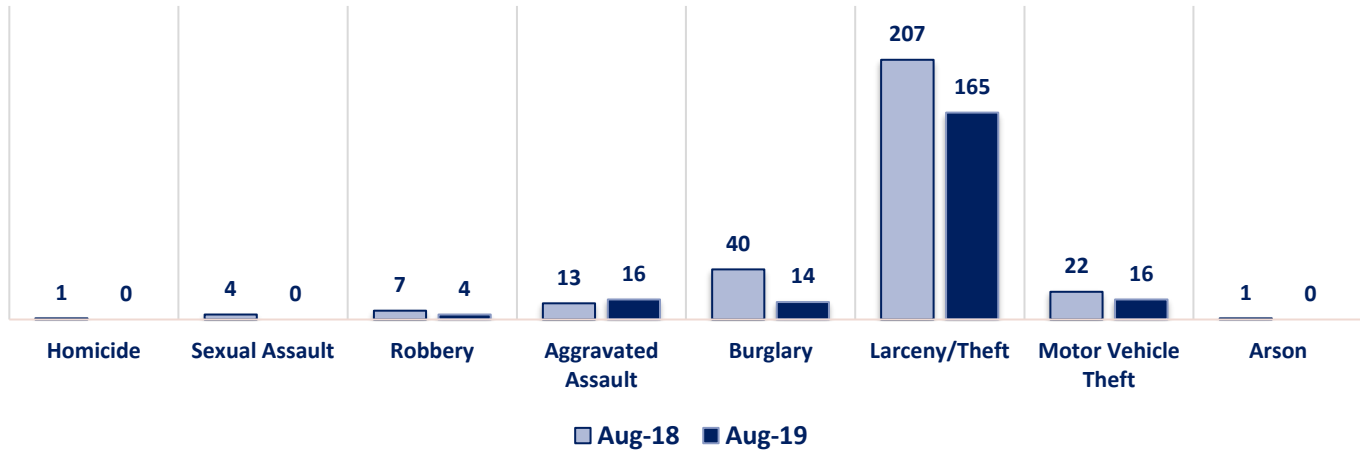
Offenses

| PART I OFFENSES | OFFENSE | AUG 18 | AUG 19 | OFFENSE | AUG 18 | AUG 19 | PART II OFFENSES |
|------------------|---------------------|--------|--------|---------------------|--------|--------|------------------|
| | Homicide | 1 | 0 | Other Assaults | 67 | 56 | |
| | Sexual Assault | 4 | 0 | Forgery/Counterfeit | 9 | 4 | |
| | Robbery | 7 | 4 | Fraud | 24 | 44 | |
| | Aggravated Assault | 13 | 16 | Embezzlement | 0 | 0 | |
| | Burglary | 40 | 14 | Stolen Property | 12 | 7 | |
| | Larceny/Theft | 207 | 165 | Vandalism | 32 | 46 | |
| | Motor Vehicle Theft | 22 | 16 | Weapons | 13 | 4 | |
| | Arson | 1 | 0 | Prostitution | 6 | 2 | |
| PART I TOTALS | | 295 | 215 | Sex Offenses | 4 | 2 | PART II OFFENSES |
| NON-UCR OFFENSES | Ambulance Calls | 22 | 26 | Drug Abuse | 143 | 63 | |
| | Deaths | 3 | 4 | Gambling | 0 | 0 | |
| | Missing Persons | 5 | 2 | Family Offenses | 32 | 42 | |
| | Suicides | 0 | 1 | DUI | 11 | 10 | |
| | Suspicious Activity | 30 | 24 | Liquor Laws | 7 | 1 | |
| | Traffic Accidents | 82 | 74 | Drunkenness | 17 | 13 | |
| | All Other | 290 | 201 | Disorderly Conduct | 16 | 9 | |
| NON-UCR TOTALS | | 432 | 332 | All Other Offenses | 262 | 199 | |
| TOTALS | PART I OFFENSES | 295 | 215 | Curfew/Loitering | 0 | 0 | |
| | PART II OFFENSES | 657 | 510 | Runaway | 2 | 8 | |
| | NON-UCR OFFENSES | 432 | 332 | PART II TOTALS | 657 | 510 | |
| | TOTAL | 1384 | 1057 | | | | |

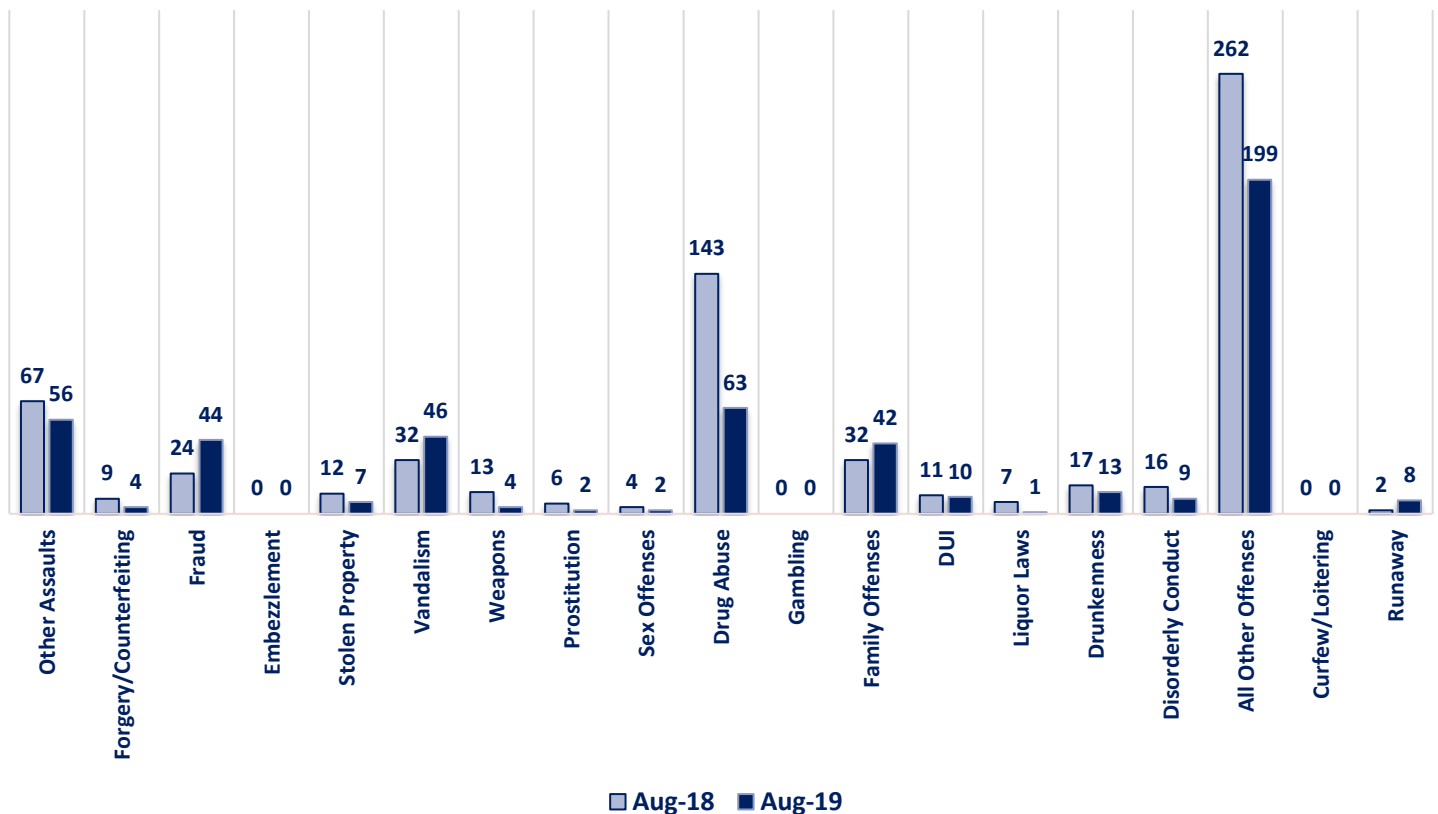
AUGUST 2019 - PART I & II OFFENSE PERCENTAGES



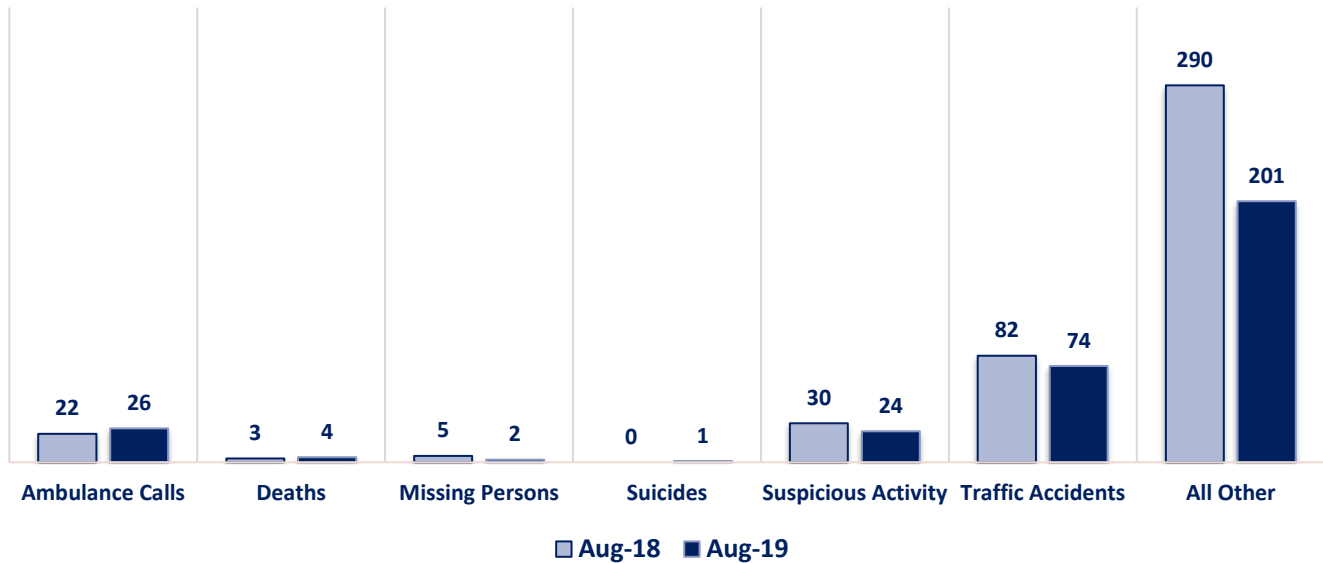
Part I Offenses



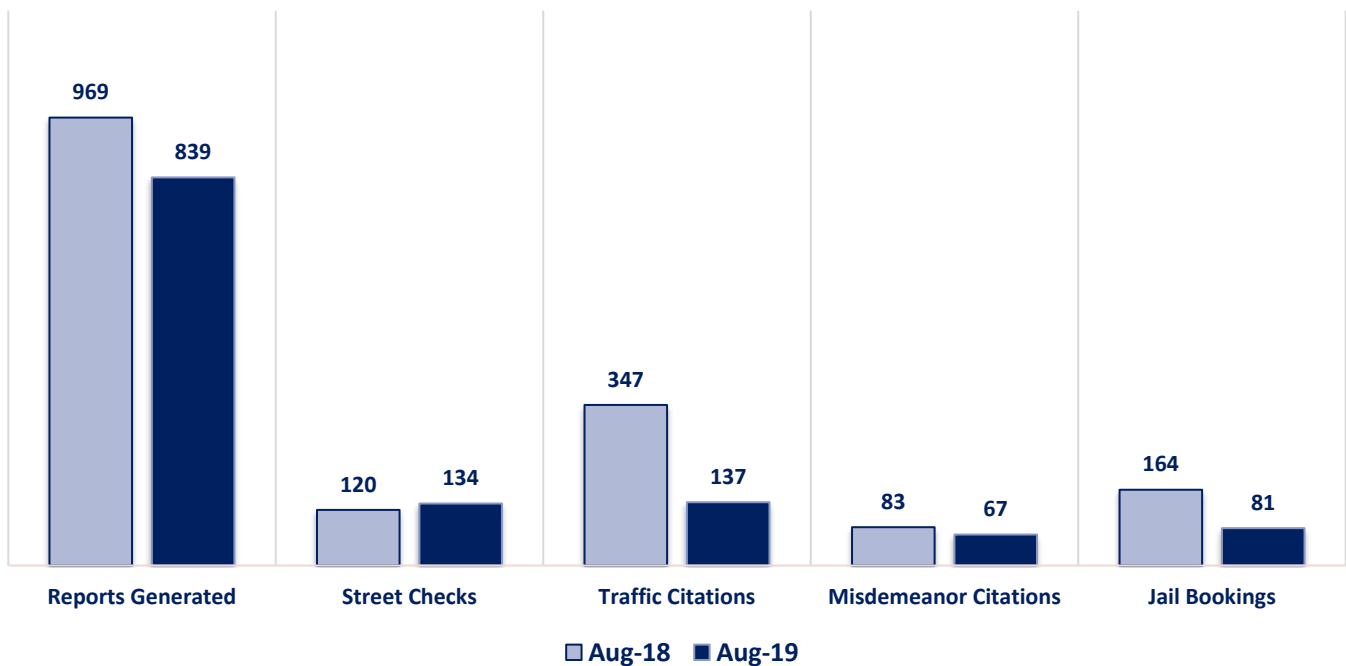
Part II Offenses



Non-UCR Offenses

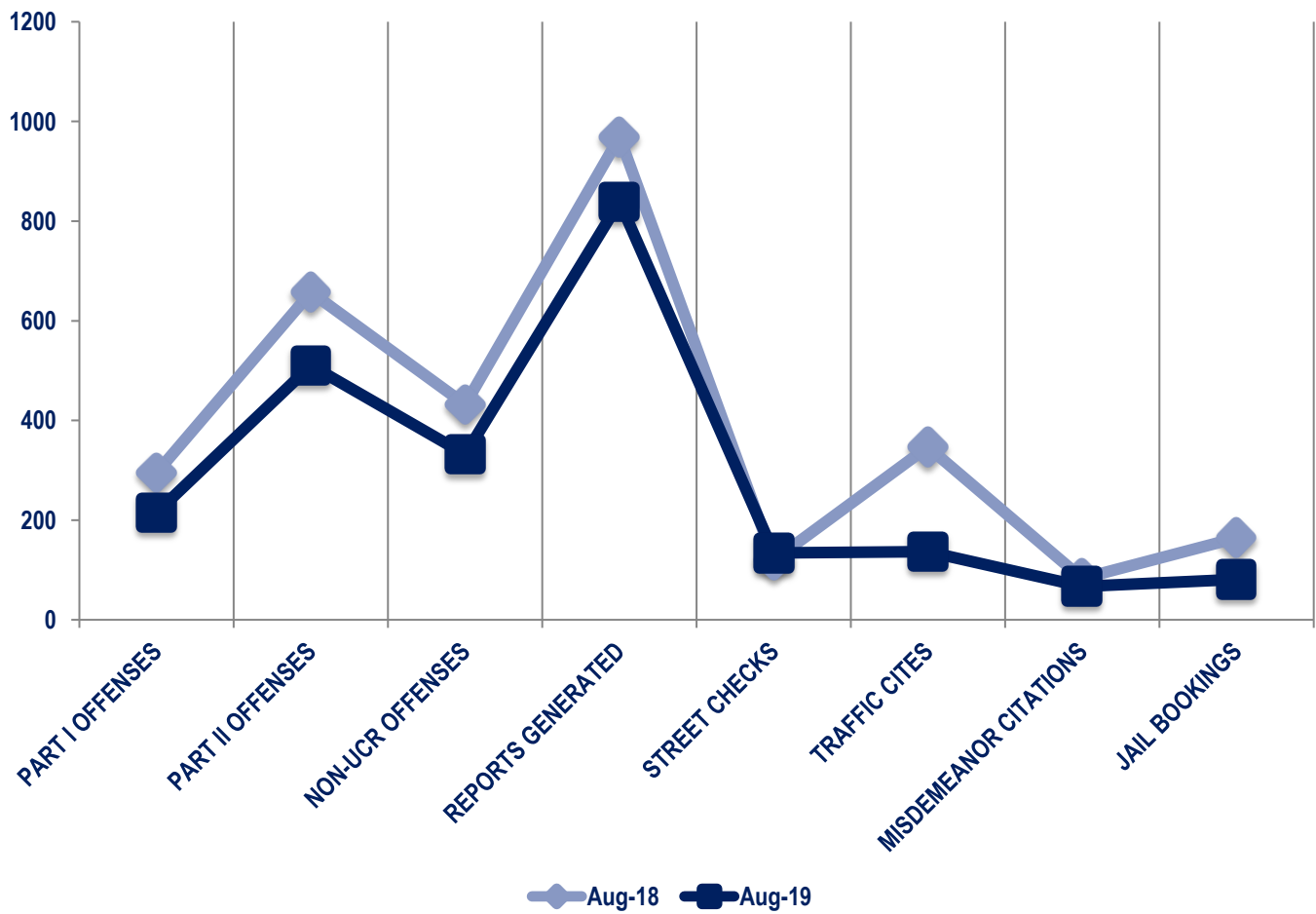


Other Event Totals



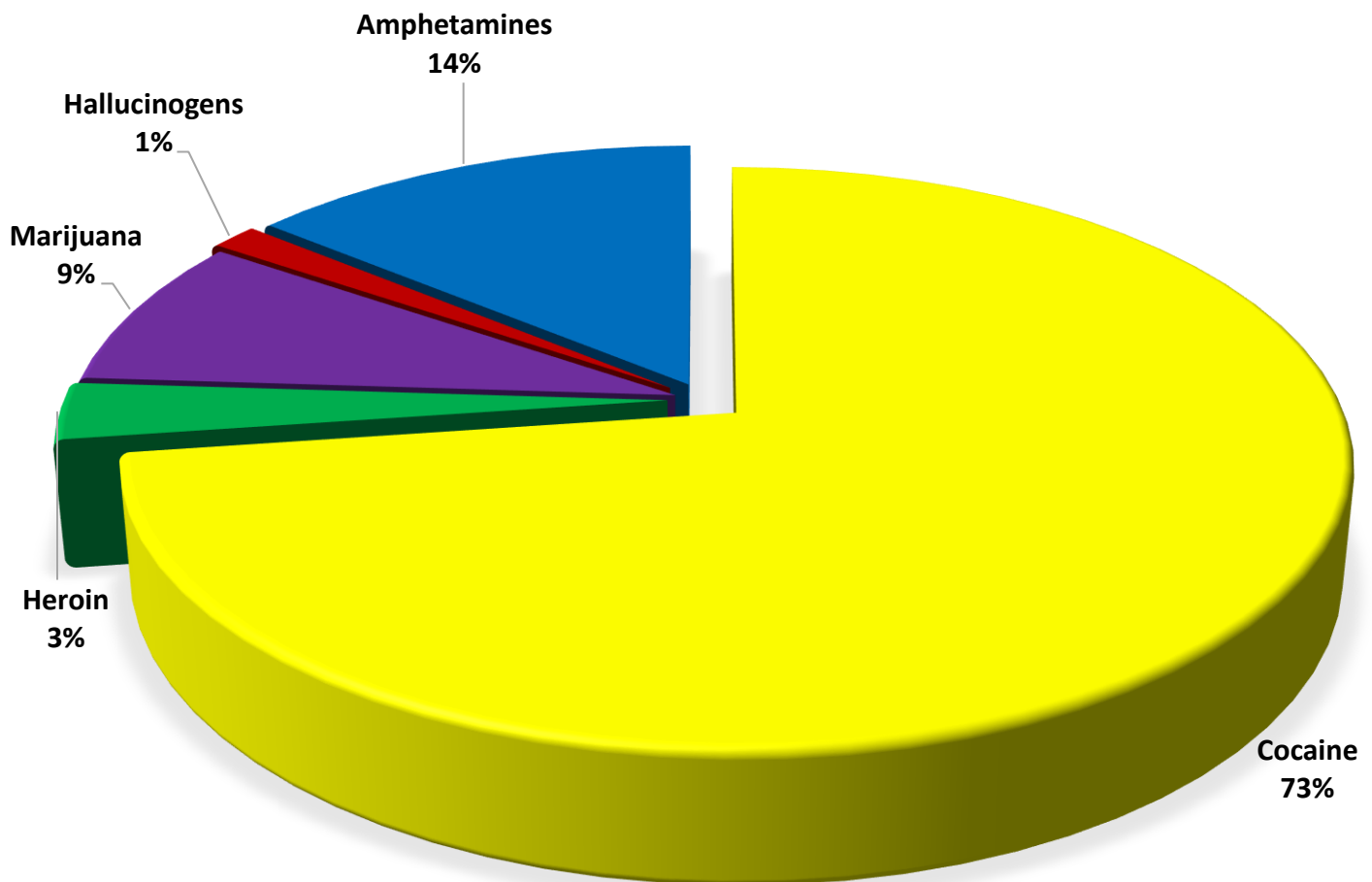
Combined Offense/Event Trends

| | AUG 2018 | AUG 2019 |
|------------------------------|----------|----------|
| Part I Offenses | 295 | 215 |
| Part II Offenses | 657 | 510 |
| NonUCR Offenses | 432 | 332 |
| Reports Generated | 969 | 839 |
| Street Checks | 120 | 134 |
| Traffic Citations | 347 | 137 |
| Misdemeanor Citations | 83 | 67 |
| Jail Bookings | 164 | 81 |

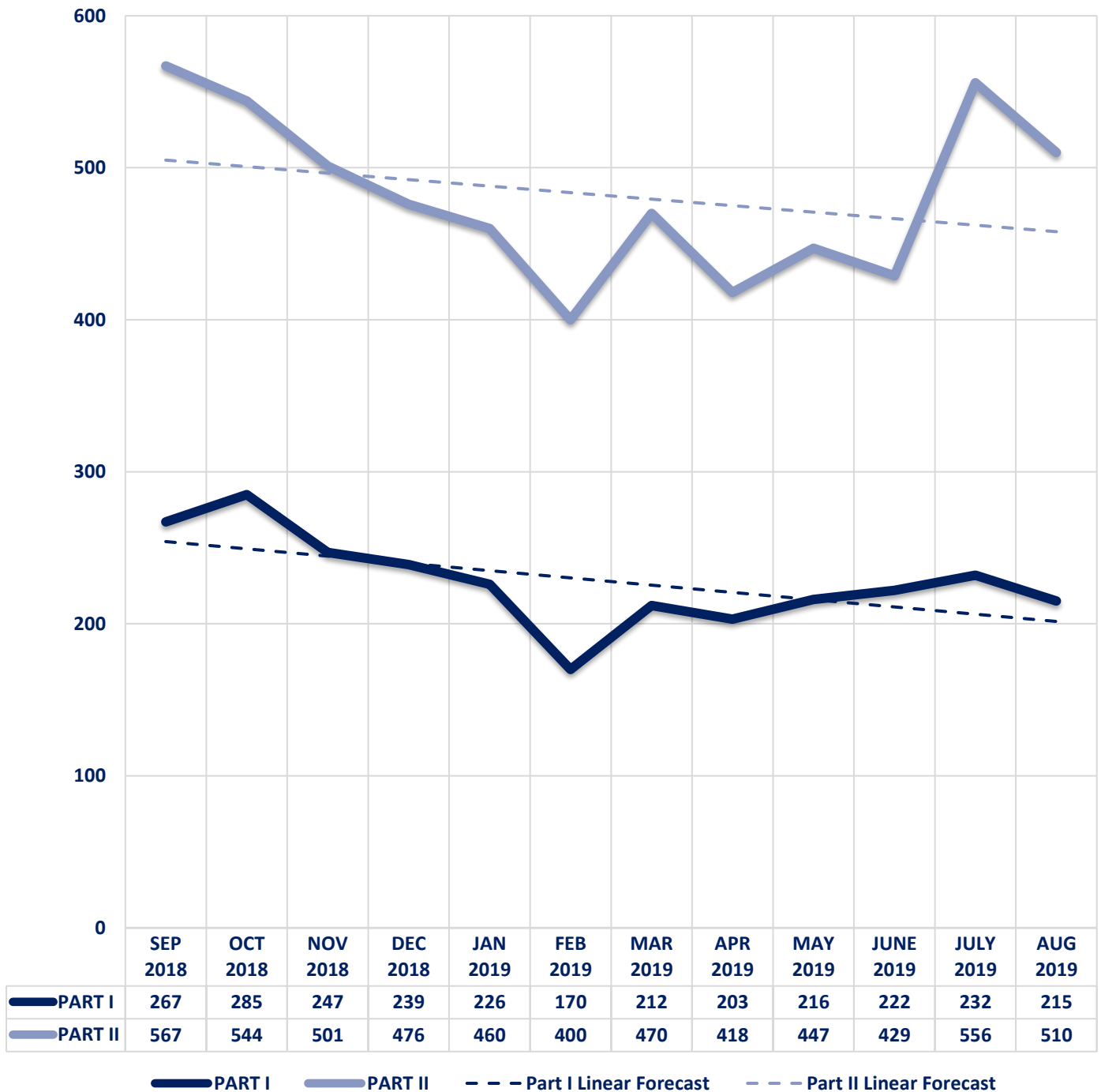


Seized Drugs

| TYPE | DOSES | STREET VALUE | |
|---------------|---------------|--------------|------------------|
| Cocaine | 2275.0 | \$ | 22,750.00 |
| Heroin | 100.0 | \$ | 1,000.00 |
| Marijuana | 264.6 | \$ | 1,587.77 |
| Hallucinogens | 45.7 | \$ | 91.37 |
| Amphetamines | 439.5 | \$ | 4,395.00 |
| TOTAL | 3124.8 | \$ | 29,824.15 |



Part I & II Offenses - One Year





CITY COUNCIL DISTRICT #5

MONTHLY OFFENSE SUMMARY

SEPTEMBER 2019

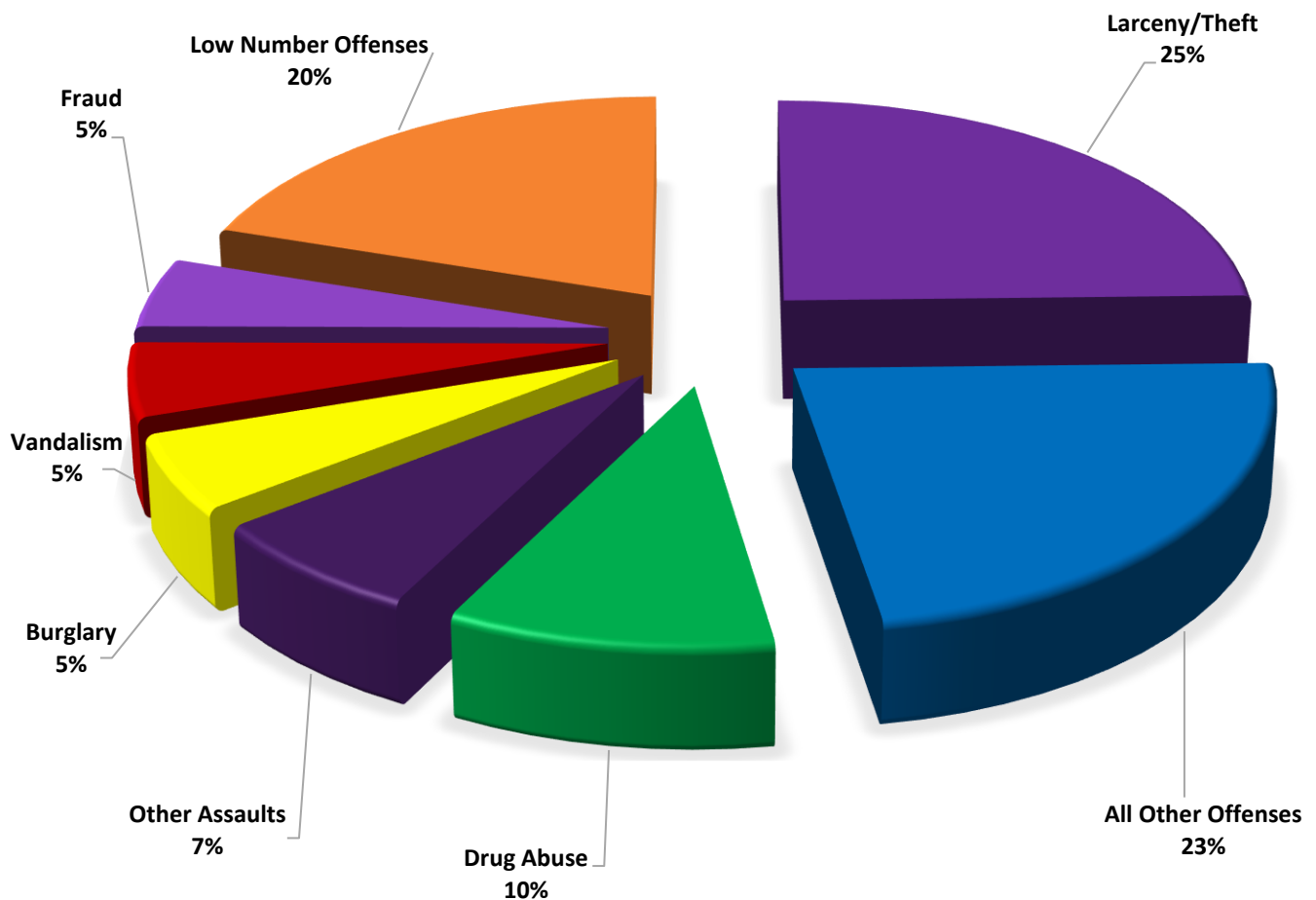
These figures represent preliminary counts of original Police Incident Reports and include all offenses within the above listed City Council District only. Full statistical analysis to determine the confidence level of this data has not been performed. The results contained herein are approximate in relation to the listed area and may not fully coincide with data shown in other areas of SLCPD's Crime Statistics page such as Calls for Service, Crimes Trending, and Crime Reports due to and reflective of departmental procedures that were in place at the time the event occurred and the date this data was compiled. Results displayed are not distinguished as attempted or completed crimes, do not include other calls for police service, and only represent police service where a report was made. Police Incident Reports are classified by primary offense categories as defined by the Uniform Crime Reporting (UCR) system, however for this report all offenses are included, and each incident may have more than one offense listed on it. In cases where there is more than one offense listed, all offenses are counted individually. Although every reasonable verification effort is made, the accuracy of any data is subject to the constraints of the report generation process as well as the manner, format, and point in time of any query.

| | |
|-----------------------------|--|
| PART I OFFENSES: | Chosen by the FBI as Part I Offenses because they are serious crimes that occur with regularity in all areas of the country and are likely to be reported to Police. |
| PART II OFFENSES: | All other crimes other than the eight Part I Offenses. The Uniform Crime Reporting Program gathers only arrest data for Part II Offenses, however, SLCPD results displayed in this document display all Part II Offenses, regardless of the presence of arrest data. |
| ALL OTHER OFFENSES: | Under the Part II Offense section, 'All Other Offenses' include Peeping Tom, Trespass, Kidnap/Abduction, Pornography, Extortion/Blackmail, Bribery, Warrants, Sexual Offenses, Obstruction, Public Peace, and Hit & Run. |
| NON-UCR OFFENSES: | Non-UCR Offenses include reports for all other offenses not classified as a Part I or Part II Offense. Results displayed separate some of these offenses such as Ambulance Calls, Deaths, Missing Persons, Suicides, Suspicious Activity, and Traffic Accidents. |
| ALL OTHER NON-UCR: | Under the Non-UCR category, 'All Other' include the remainder of offenses not classified as Part I or Part II and not separated from the Non-UCR Offenses. These include things such as Loud Parties, Barking Dogs, Mentally Ill Subjects, Citizen Assistance, etc. |
| LOW NUMBER OFFENSES: | On page two, in the interest of space and allowing for easier viewing, the category titled 'Low Number Offenses' include Part I and Part II Offenses from page one that have totals under the amount of 34. |

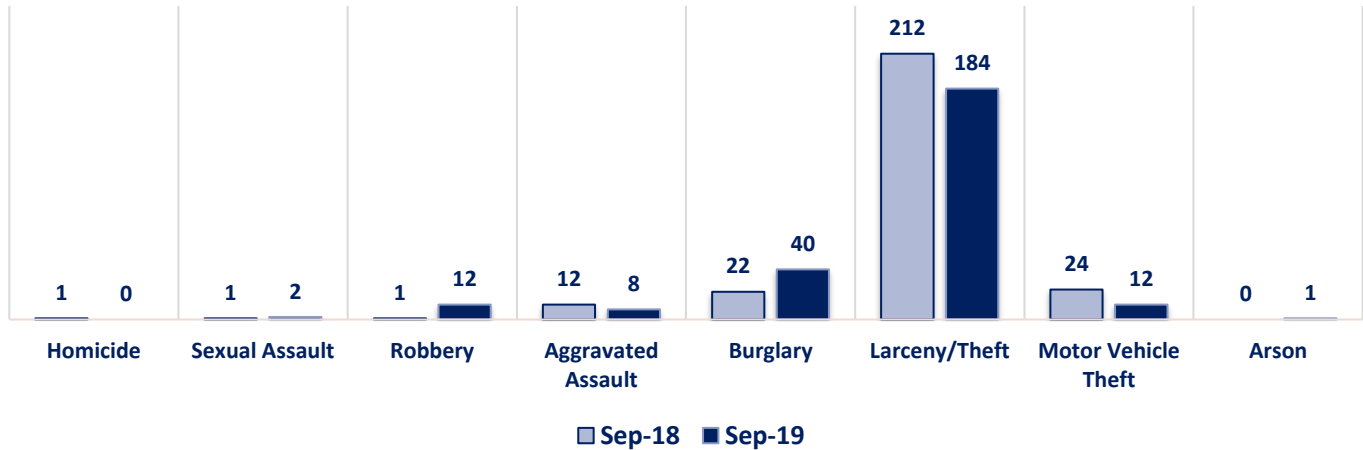
Offenses

| PART I OFFENSES | OFFENSE | SEPT 18 | SEPT 19 | OFFENSE | SEPT 18 | SEPT 19 |
|------------------|---------------------|---------|---------|---------------------|---------|---------|
| | Homicide | 1 | 0 | Other Assaults | 66 | 52 |
| | Sexual Assault | 1 | 2 | Forgery/Counterfeit | 11 | 5 |
| | Robbery | 1 | 12 | Fraud | 33 | 37 |
| | Aggravated Assault | 12 | 8 | Embezzlement | 0 | 0 |
| | Burglary | 22 | 40 | Stolen Property | 6 | 5 |
| | Larceny/Theft | 212 | 184 | Vandalism | 36 | 39 |
| | Motor Vehicle Theft | 24 | 12 | Weapons | 13 | 4 |
| | Arson | 0 | 1 | Prostitution | 4 | 15 |
| NON-UCR OFFENSES | PART I TOTALS | 273 | 259 | Sex Offenses | 1 | 6 |
| | Ambulance Calls | 16 | 28 | Drug Abuse | 106 | 75 |
| | Deaths | 7 | 3 | Gambling | 0 | 0 |
| | Missing Persons | 7 | 7 | Family Offenses | 43 | 34 |
| | Suicides | 1 | 1 | DUI | 12 | 10 |
| | Suspicious Activity | 25 | 25 | Liquor Laws | 3 | 2 |
| | Traffic Accidents | 73 | 72 | Drunkenness | 15 | 10 |
| | All Other | 257 | 168 | Disorderly Conduct | 11 | 14 |
| | NON-UCR TOTALS | 386 | 304 | All Other Offenses | 215 | 171 |
| TOTALS | PART I OFFENSES | 273 | 259 | Curfew/Loitering | 0 | 0 |
| | PART II OFFENSES | 579 | 488 | Runaway | 4 | 9 |
| | NON-UCR OFFENSES | 386 | 304 | PART II TOTALS | 579 | 488 |
| | TOTAL | 1238 | 1051 | | | |

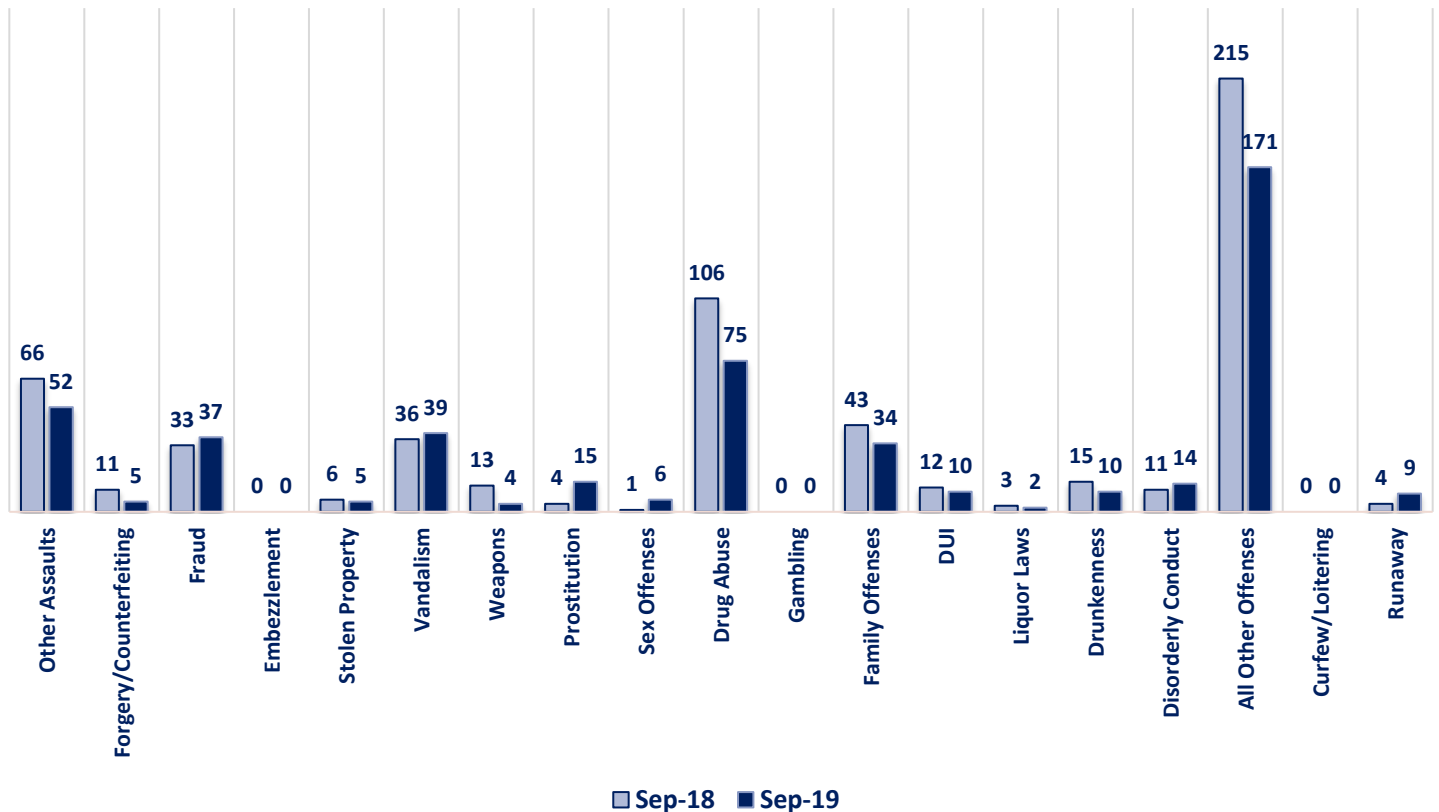
SEPTEMBER 2019 - PART I & II OFFENSE PERCENTAGES



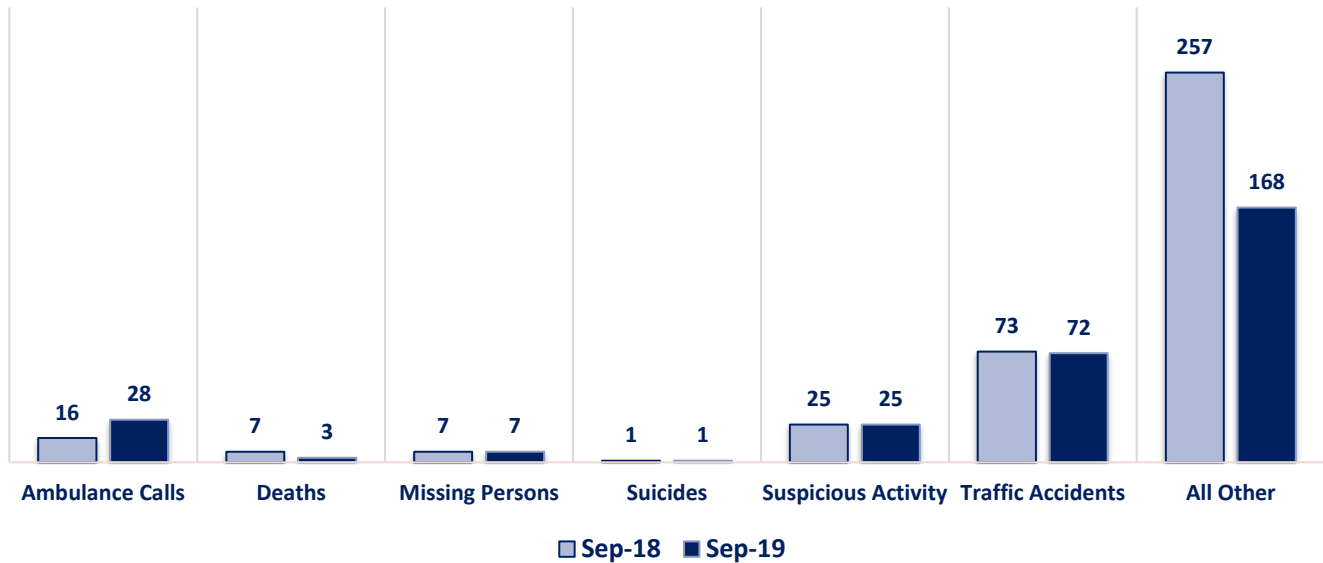
Part I Offenses



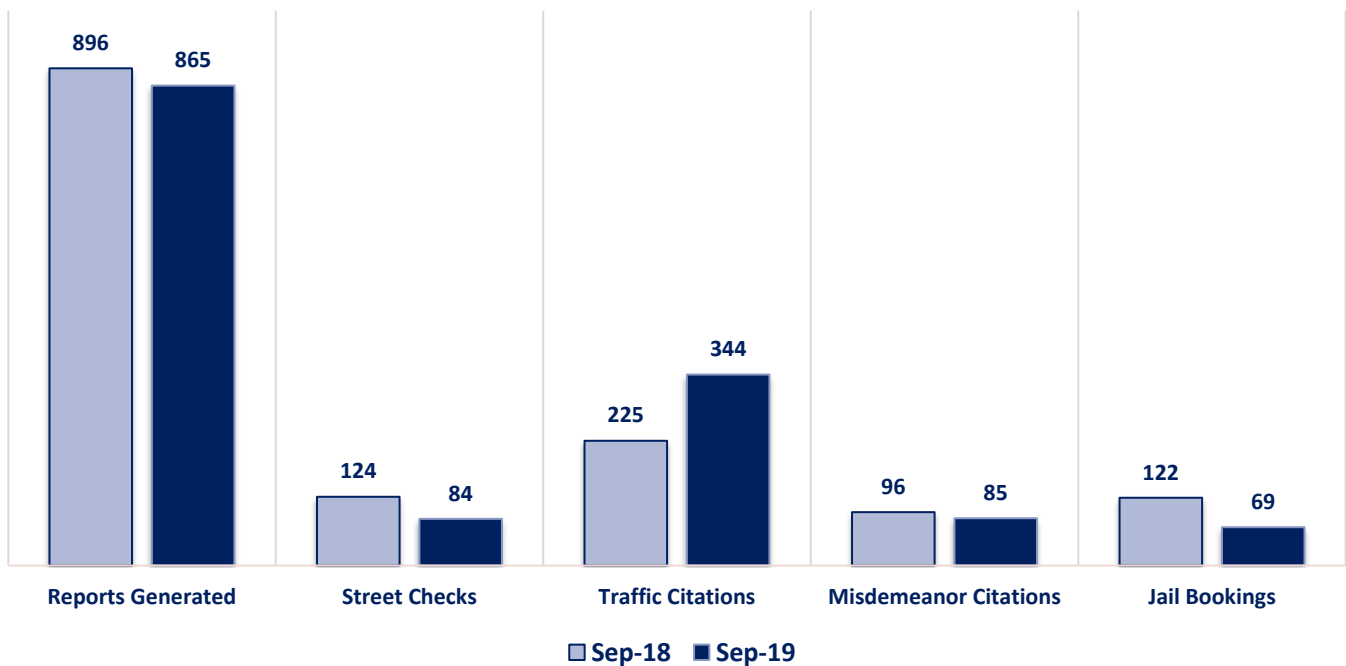
Part II Offenses



Non-UCR Offenses

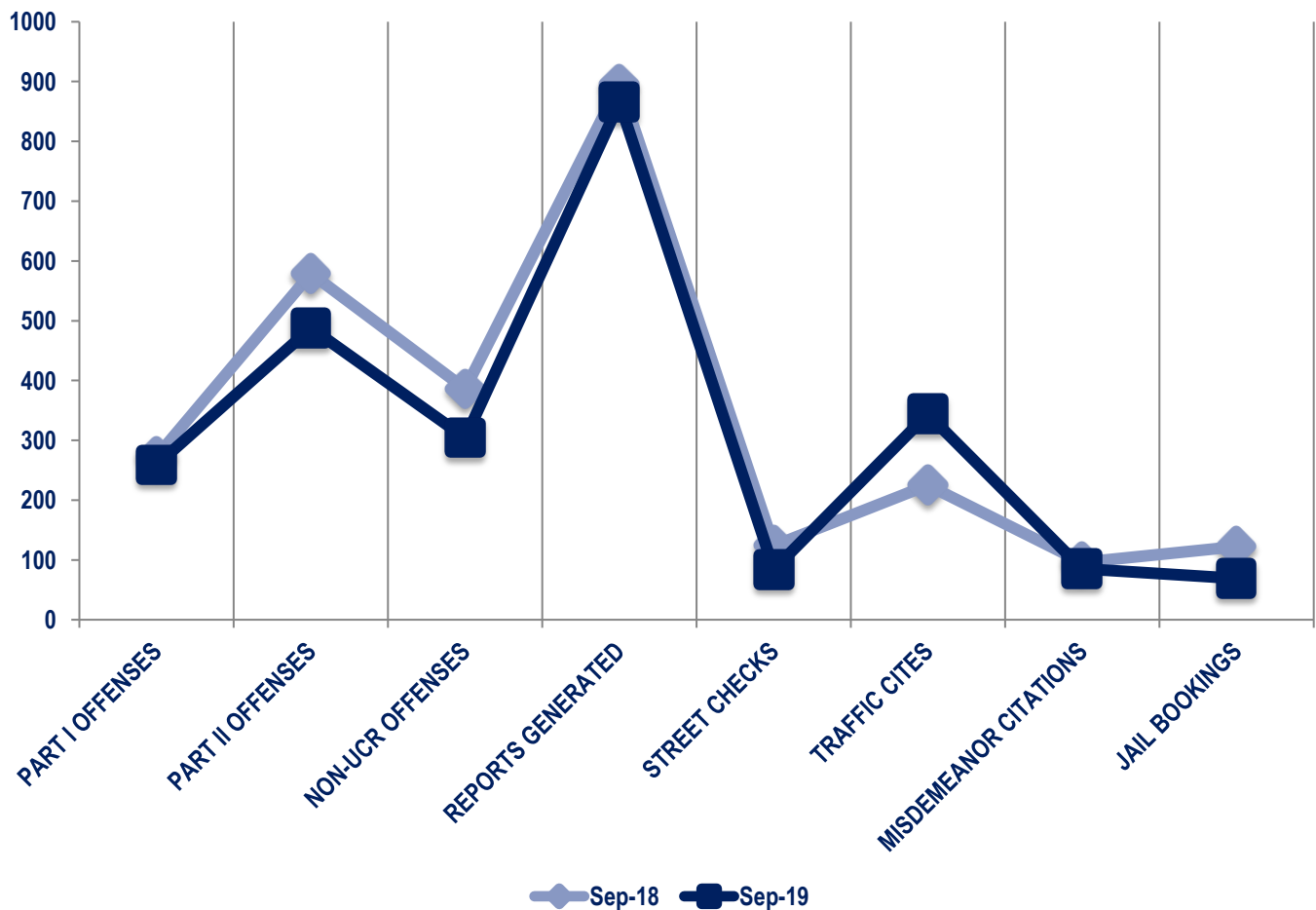


Other Event Totals



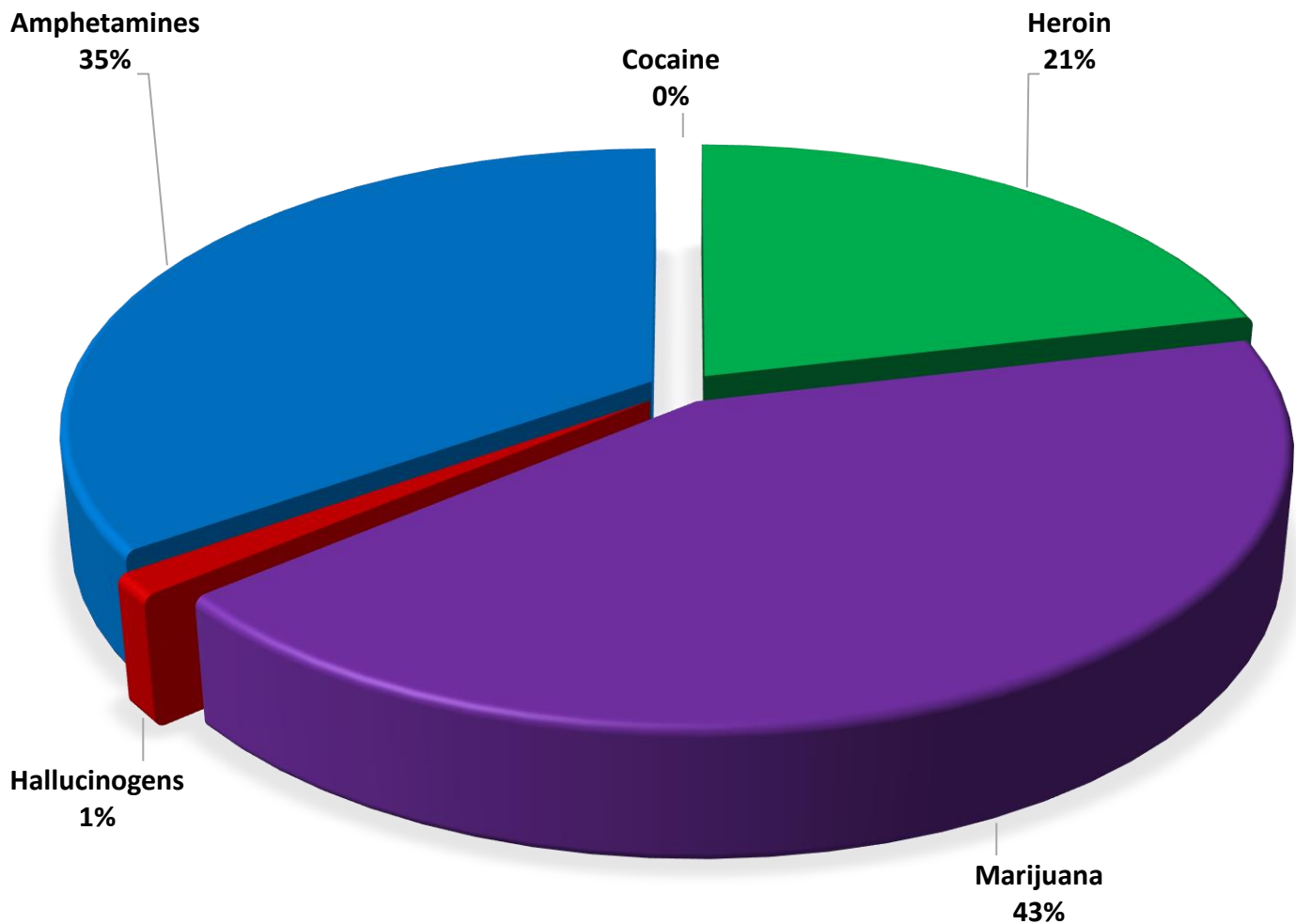
Combined Offense/Event Trends

| | SEPT 2018 | SEPT 2019 |
|------------------------------|-----------|-----------|
| Part I Offenses | 273 | 259 |
| Part II Offenses | 579 | 488 |
| NonUCR Offenses | 386 | 304 |
| Reports Generated | 896 | 865 |
| Street Checks | 124 | 84 |
| Traffic Citations | 225 | 344 |
| Misdemeanor Citations | 96 | 85 |
| Jail Bookings | 122 | 69 |

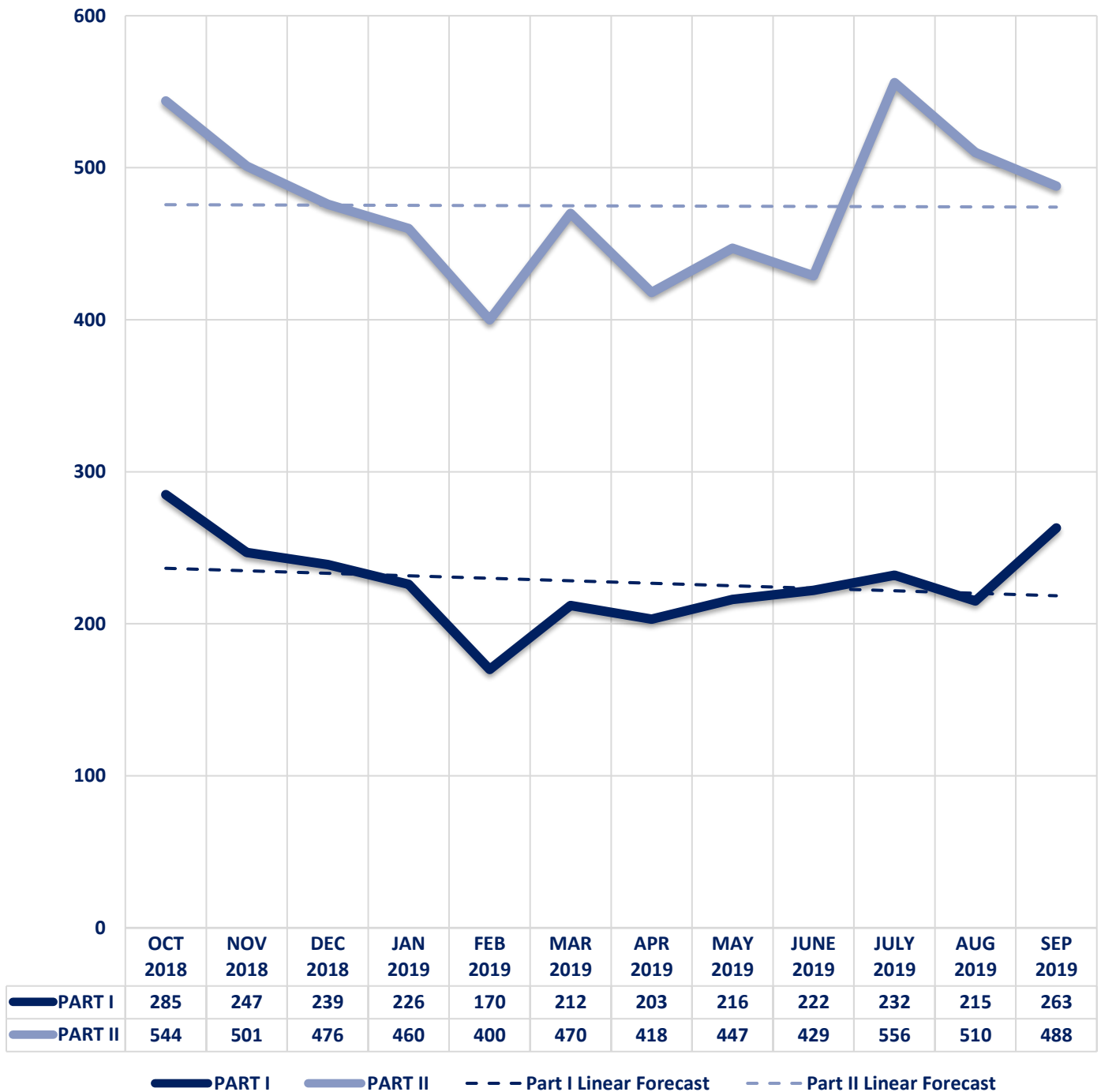


Seized Drugs

| TYPE | DOSES | STREET VALUE |
|---------------|---------------|---------------------|
| Cocaine | 0.0 | \$ - |
| Heroin | 429.3 | \$ 4,293.00 |
| Marijuana | 859.1 | \$ 5,154.39 |
| Hallucinogens | 26.2 | \$ 52.47 |
| Amphetamines | 700.8 | \$ 7,007.50 |
| TOTAL | 2015.3 | \$ 16,507.36 |



Part I & II Offenses - One Year





CITY COUNCIL DISTRICT #5 MONTHLY OFFENSE SUMMARY

OCTOBER 2019

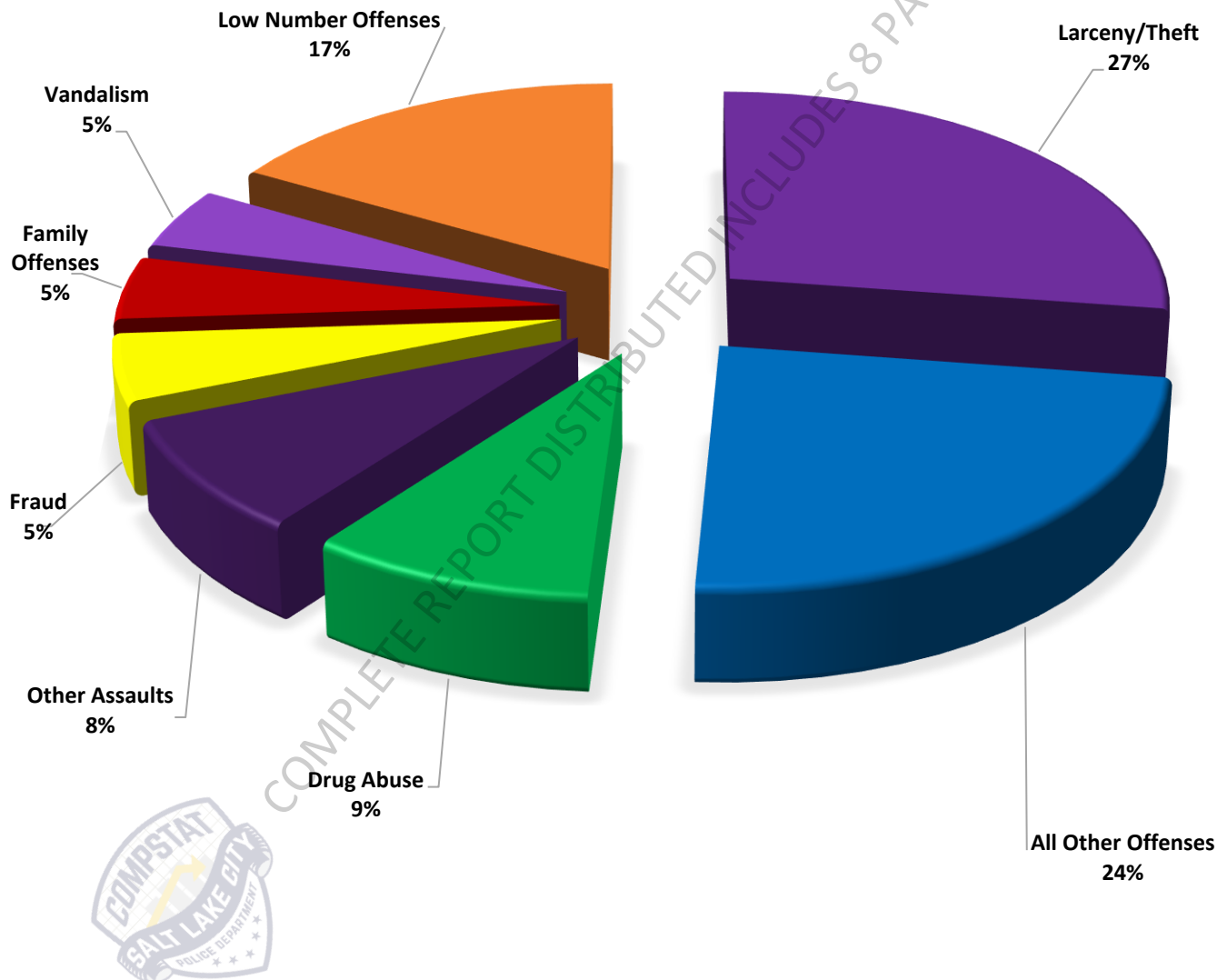
These figures represent preliminary counts of original Police Incident Reports and include all offenses within the above listed City Council District only. Full statistical analysis to determine the confidence level of this data has not been performed. The results contained herein are approximate in relation to the listed area and may not fully coincide with data shown in other areas of SLCPD's Crime Statistics page such as Calls for Service, Crimes Trending, and Crime Reports due to and reflective of departmental procedures that were in place at the time the event occurred and the date this data was compiled. Results displayed are not distinguished as attempted or completed crimes, do not include other calls for police service, and only represent police service where a report was made. Police Incident Reports are classified by primary offense categories as defined by the Uniform Crime Reporting (UCR) system, however for this report all offenses are included, and each incident may have more than one offense listed on it. In cases where there is more than one offense listed, all offenses are counted individually. Although every reasonable verification effort is made, the accuracy of any data is subject to the constraints of the report generation process as well as the manner, format, and point in time of any query.

| | |
|-----------------------------|--|
| PART I OFFENSES: | Chosen by the FBI as Part I Offenses because they are serious crimes that occur with regularity in all areas of the country and are likely to be reported to Police. |
| PART II OFFENSES: | All other crimes other than the eight Part I Offenses. The Uniform Crime Reporting Program gathers only arrest data for Part II Offenses, however, SLCPD results displayed in this document display all Part II Offenses, regardless of the presence of arrest data. |
| ALL OTHER OFFENSES: | Under the Part II Offense section, 'All Other Offenses' include Peeping Tom, Trespass, Kidnap/Abduction, Pornography, Extortion/Blackmail, Bribery, Warrants, Sexual Offenses, Obstruction, Public Peace, and Hit & Run. |
| NON-UCR OFFENSES: | Non-UCR Offenses include reports for all other offenses not classified as a Part I or Part II Offense. Results displayed separate some of these offenses such as Ambulance Calls, Deaths, Missing Persons, Suicides, Suspicious Activity, and Traffic Accidents. |
| ALL OTHER NON-UCR: | Under the Non-UCR category, 'All Other' include the remainder of offenses not classified as Part I or Part II and not separated from the Non-UCR Offenses. These include things such as Loud Parties, Barking Dogs, Mentally Ill Subjects, Citizen Assistance, etc. |
| LOW NUMBER OFFENSES: | On page two, in the interest of space and allowing for easier viewing, the category titled 'Low Number Offenses' include Part I and Part II Offenses from page one that have totals under the amount of 27. |

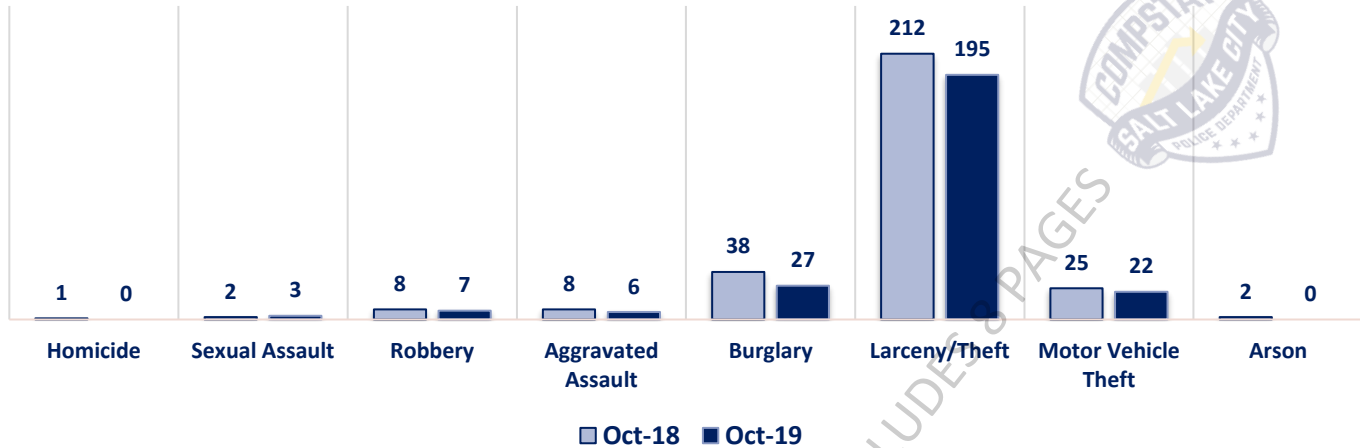
Offenses

| PART I OFFENSES | OFFENSE | OCT 18 | OCT 19 | OFFENSE | OCT 18 | OCT 19 | PART II OFFENSES |
|------------------|-------------------------|-------------|-------------|-----------------------|------------|------------|------------------|
| | Homicide | 1 | 0 | Other Assaults | 53 | 61 | |
| | Sexual Assault | 2 | 3 | Forgery/Counterfeit | 10 | 4 | |
| | Robbery | 8 | 7 | Fraud | 35 | 36 | |
| | Aggravated Assault | 8 | 6 | Embezzlement | 0 | 0 | |
| | Burglary | 38 | 27 | Stolen Property | 9 | 7 | |
| | Larceny/Theft | 212 | 195 | Vandalism | 39 | 33 | |
| | Motor Vehicle Theft | 25 | 22 | Weapons | 7 | 4 | |
| NON-UCR OFFENSES | Arson | 2 | 0 | Prostitution | 16 | 5 | |
| | PART I TOTALS | 296 | 260 | Sex Offenses | 1 | 5 | |
| | Ambulance Calls | 22 | 27 | Drug Abuse | 108 | 67 | |
| | Deaths | 7 | 4 | Gambling | 1 | 0 | |
| | Missing Persons | 7 | 7 | Family Offenses | 29 | 34 | |
| | Suicides | 2 | 0 | DUI | 4 | 7 | |
| | Suspicious Activity | 17 | 24 | Liquor Laws | 2 | 2 | |
| | Traffic Accidents | 98 | 74 | Drunkenness | 16 | 11 | |
| TOTALS | All Other | 219 | 166 | Disorderly Conduct | 14 | 5 | |
| | NON-UCR TOTALS | 372 | 302 | All Other Offenses | 207 | 169 | |
| | PART I OFFENSES | 296 | 260 | Curfew/Loitering | 0 | 0 | |
| | PART II OFFENSES | 555 | 454 | Runaway | 4 | 4 | |
| | NON-UCR OFFENSES | 372 | 302 | PART II TOTALS | 555 | 454 | |
| | TOTAL | 1223 | 1016 | | | | |
| | | | | | | | |
| | | | | | | | |

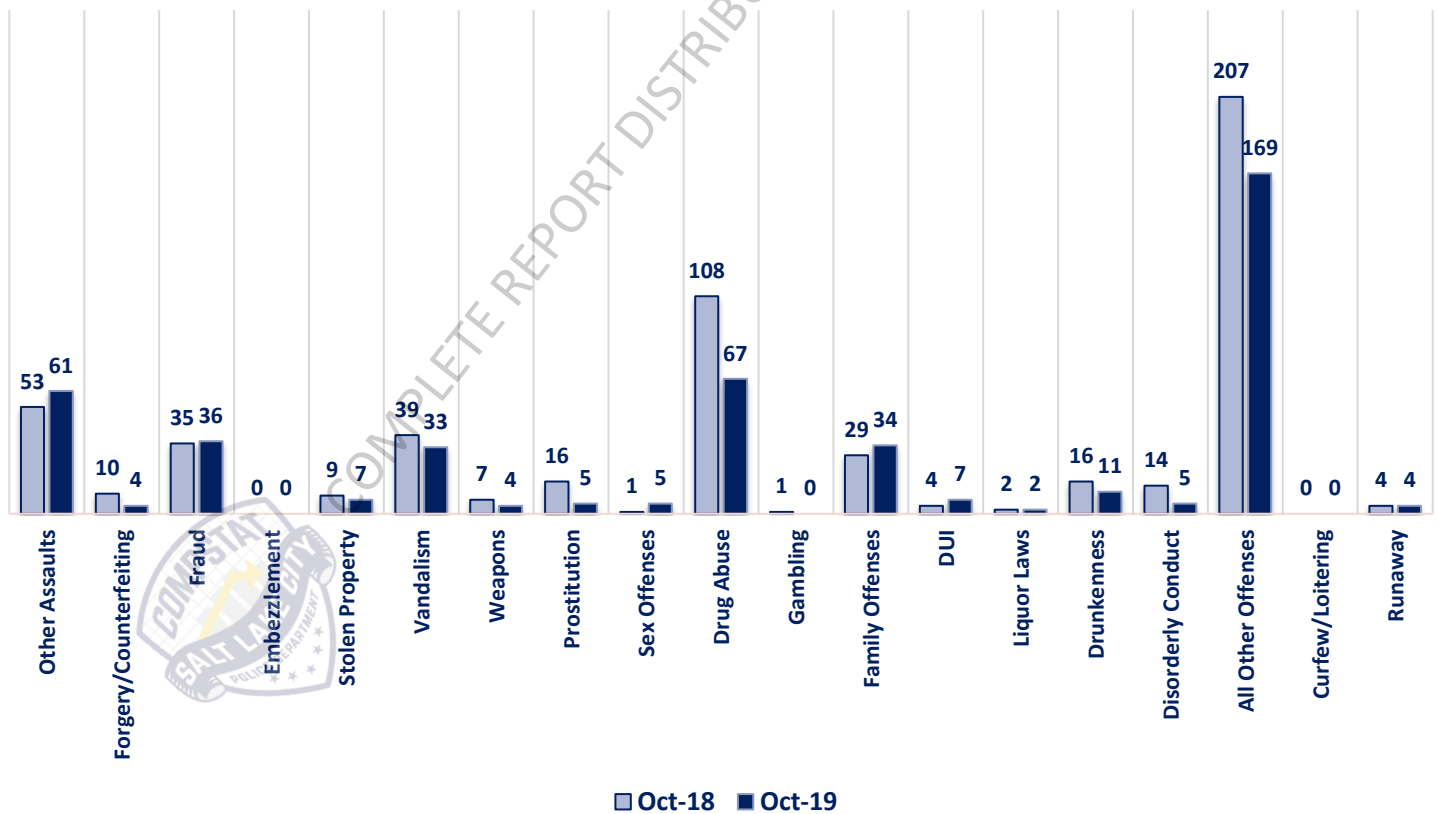
OCTOBER 2019 - PART I & II OFFENSE PERCENTAGES



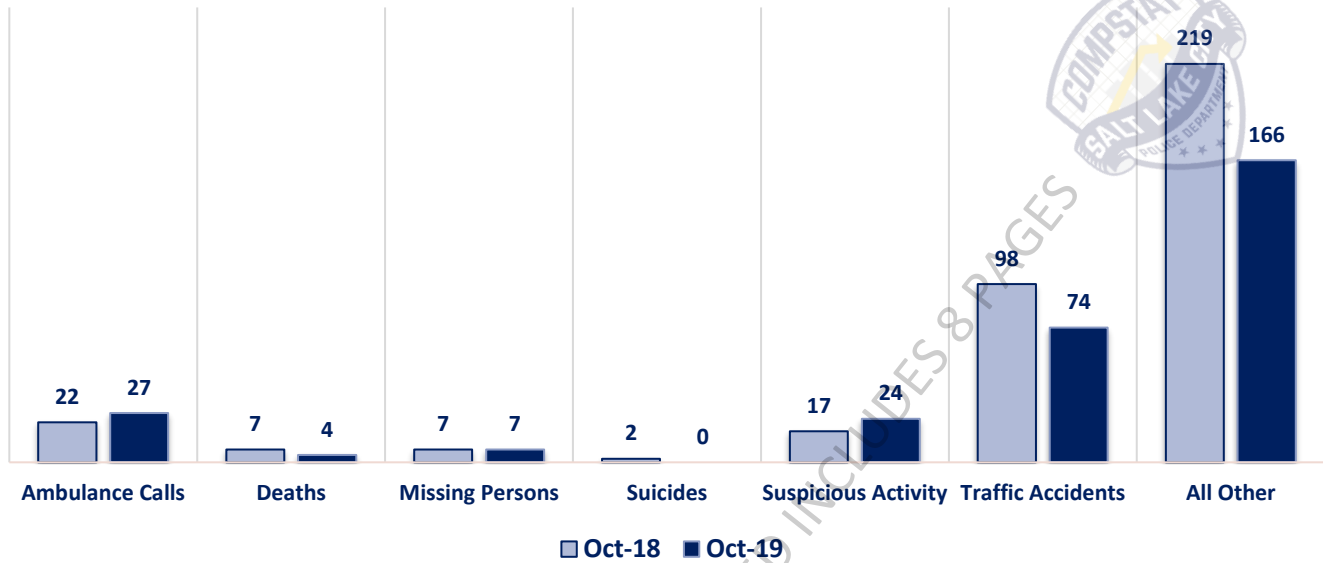
Part I Offenses



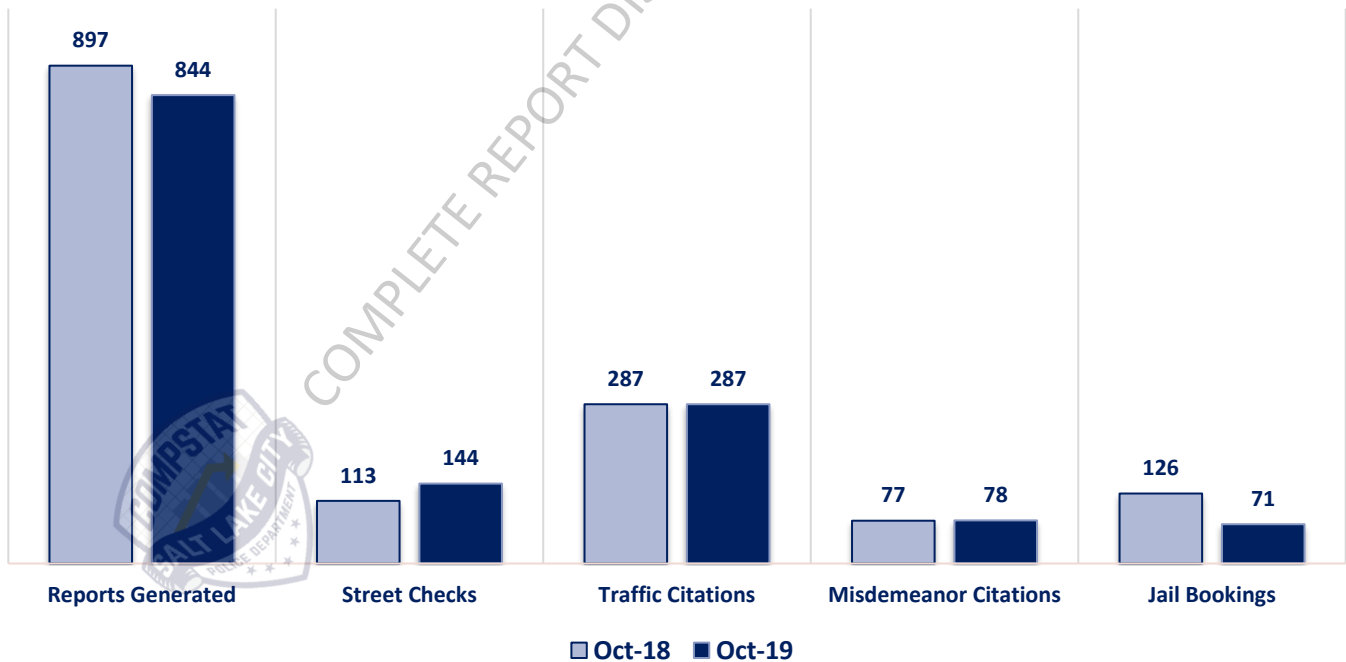
Part II Offenses



Non-UCR Offenses

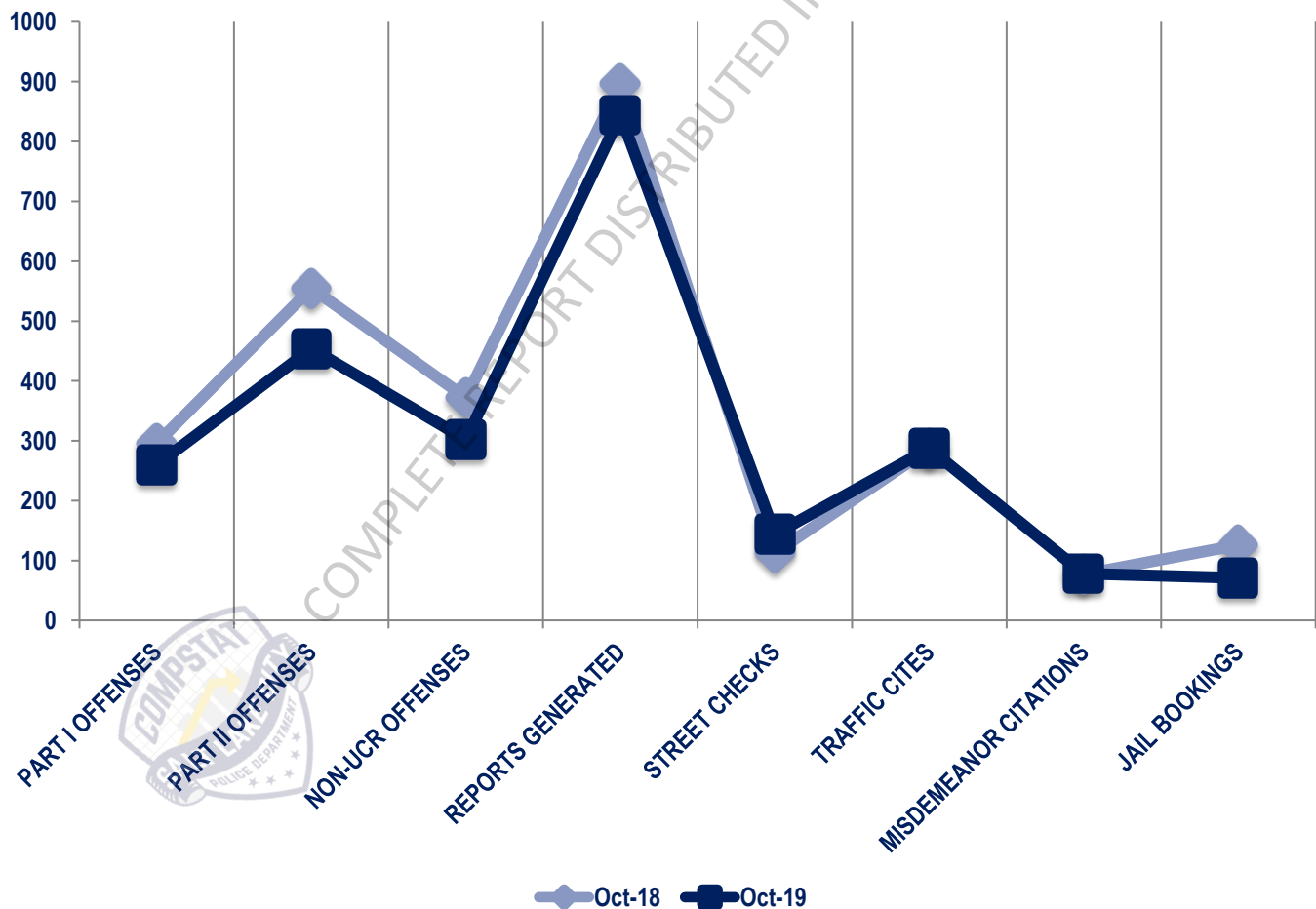


Other Event Totals



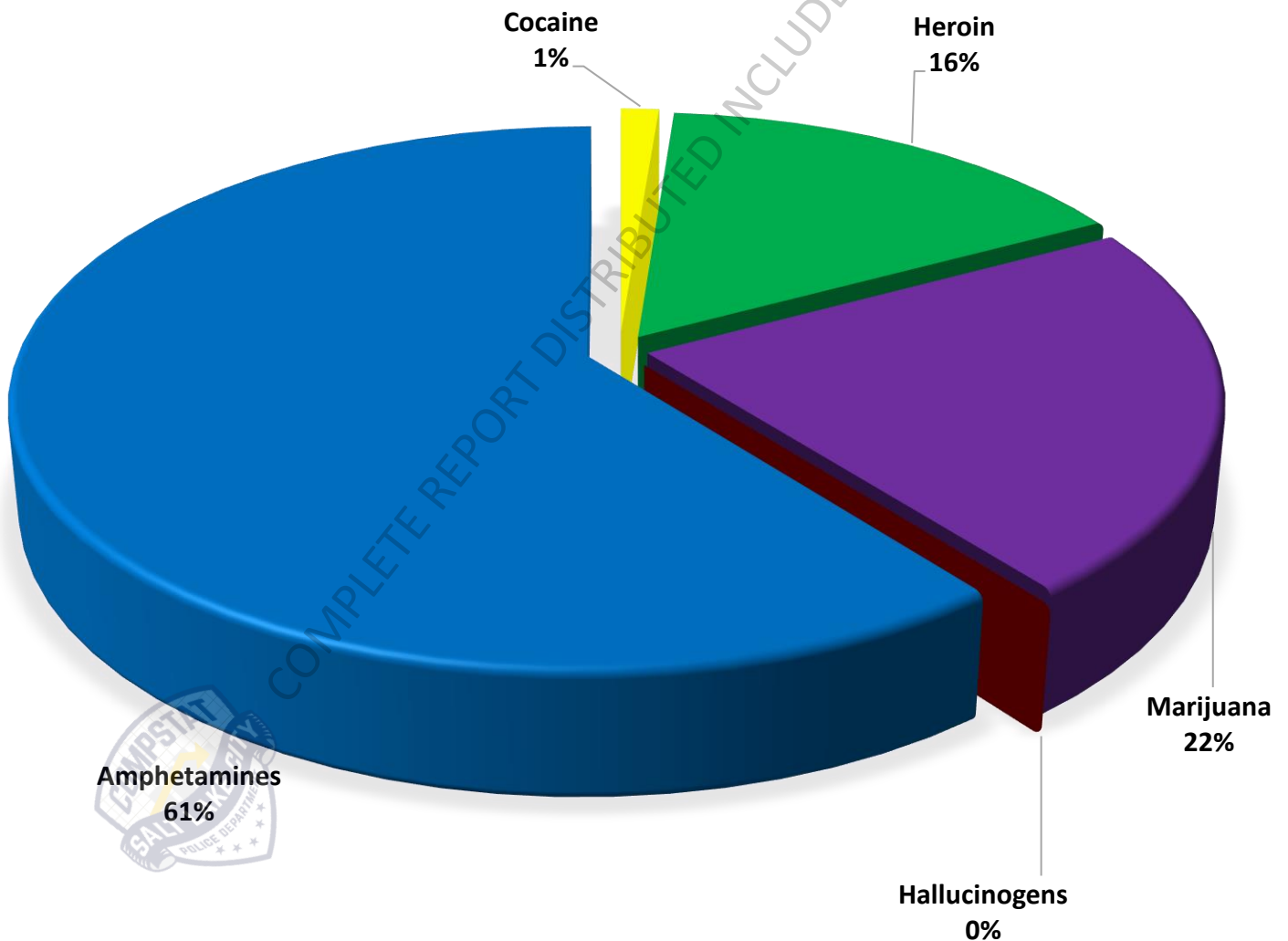
Combined Offense/Event Trends

| | OCT 2018 | OCT 2019 |
|------------------------------|----------|----------|
| Part I Offenses | 296 | 260 |
| Part II Offenses | 555 | 454 |
| NonUCR Offenses | 372 | 302 |
| Reports Generated | 897 | 844 |
| Street Checks | 113 | 144 |
| Traffic Citations | 287 | 287 |
| Misdemeanor Citations | 77 | 78 |
| Jail Bookings | 126 | 71 |

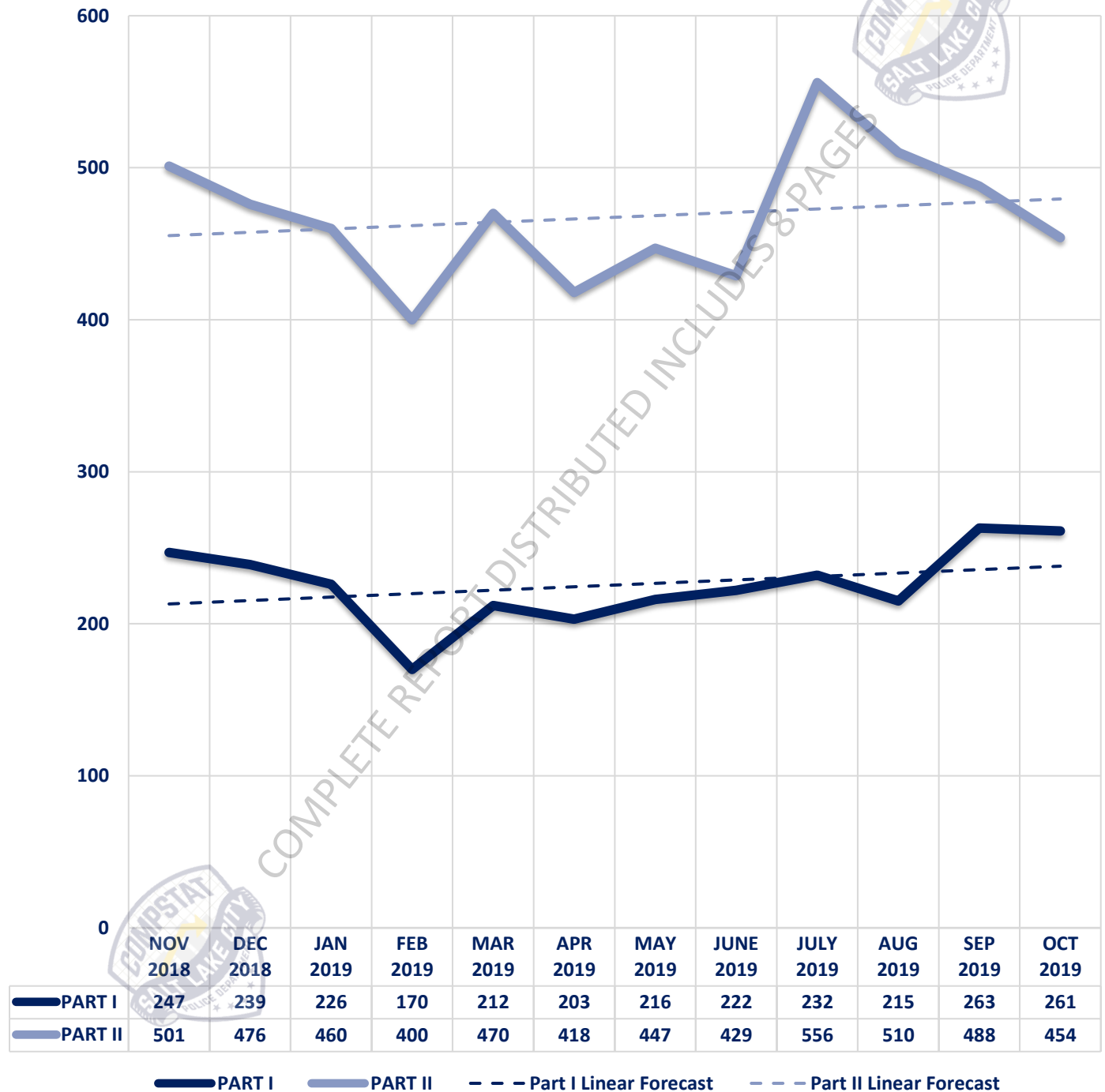


Seized Drugs

| TYPE | DOSES | STREET VALUE |
|---------------|---------------|--------------------|
| Cocaine | 13.0 | \$ 130.00 |
| Heroin | 165.0 | \$ 1,650.00 |
| Marijuana | 230.4 | \$ 1,382.25 |
| Hallucinogens | 0.0 | \$ 0.04 |
| Amphetamines | 628.0 | \$ 6,280.00 |
| TOTAL | 1036.4 | \$ 9,442.28 |



Part I & II Offenses - One Year





SALT LAKE CITY CRIME STATS



CITY COUNCIL DISTRICT #5 MONTHLY OFFENSE SUMMARY

NOVEMBER 2019

These figures represent preliminary counts of original Police Incident Reports and include all offenses within the above listed City Council District only. Full statistical analysis to determine the confidence level of this data has not been performed. The results contained herein are approximate in relation to the listed area and may not fully coincide with data shown in other areas of SLCPD's Crime Statistics page such as Calls for Service, Crimes Trending, and Crime Reports due to and reflective of departmental procedures that were in place at the time the event occurred and the date this data was compiled. Results displayed are not distinguished as attempted or completed crimes, do not include other calls for police service, and only represent police service where a report was made. Police Incident Reports are classified by primary offense categories as defined by the Uniform Crime Reporting (UCR) system, however for this report all offenses are included, and each incident may have more than one offense listed on it. In cases where there is more than one offense listed, all offenses are counted individually. Although every reasonable verification effort is made, the accuracy of any data is subject to the constraints of the report generation process as well as the manner, format, and point in time of any query.

| | |
|-----------------------------|--|
| PART I OFFENSES: | Chosen by the FBI as Part I Offenses because they are serious crimes that occur with regularity in all areas of the country and are likely to be reported to Police. |
| PART II OFFENSES: | All other crimes other than the eight Part I Offenses. The Uniform Crime Reporting Program gathers only arrest data for Part II Offenses, however, SLCPD results displayed in this document display all Part II Offenses, regardless of the presence of arrest data. |
| ALL OTHER OFFENSES: | Under the Part II Offense section, 'All Other Offenses' include Peeping Tom, Trespass, Kidnap/Abduction, Pornography, Extortion/Blackmail, Bribery, Warrants, Sexual Offenses, Obstruction, Public Peace, and Hit & Run. |
| NON-UCR OFFENSES: | Non-UCR Offenses include reports for all other offenses not classified as a Part I or Part II Offense. Results displayed separate some of these offenses such as Ambulance Calls, Deaths, Missing Persons, Suicides, Suspicious Activity, and Traffic Accidents. |
| ALL OTHER NON-UCR: | Under the Non-UCR category, 'All Other' include the remainder of offenses not classified as Part I or Part II and not separated from the Non-UCR Offenses. These include things such as Loud Parties, Barking Dogs, Mentally Ill Subjects, Citizen Assistance, etc. |
| LOW NUMBER OFFENSES: | On page two, in the interest of space and allowing for easier viewing, the category titled 'Low Number Offenses' include Part I and Part II Offenses from page one that have totals under the amount of 17. |

Offenses

PART I OFFENSES

| OFFENSE | NOV 18 | NOV 19 |
|----------------------|------------|------------|
| Homicide | 0 | 0 |
| Sexual Assault | 2 | 3 |
| Robbery | 4 | 7 |
| Aggravated Assault | 11 | 13 |
| Burglary | 25 | 16 |
| Larceny/Theft | 187 | 199 |
| Motor Vehicle Theft | 20 | 17 |
| Arson | 1 | 1 |
| PART I TOTALS | 250 | 256 |

NON-UCR OFFENSES

| | | |
|-----------------------|------------|------------|
| Ambulance Calls | 38 | 20 |
| Deaths | 3 | 3 |
| Missing Persons | 9 | 4 |
| Suicides | 2 | 1 |
| Suspicious Activity | 25 | 24 |
| Traffic Accidents | 49 | 74 |
| All Other | 194 | 177 |
| NON-UCR TOTALS | 320 | 303 |

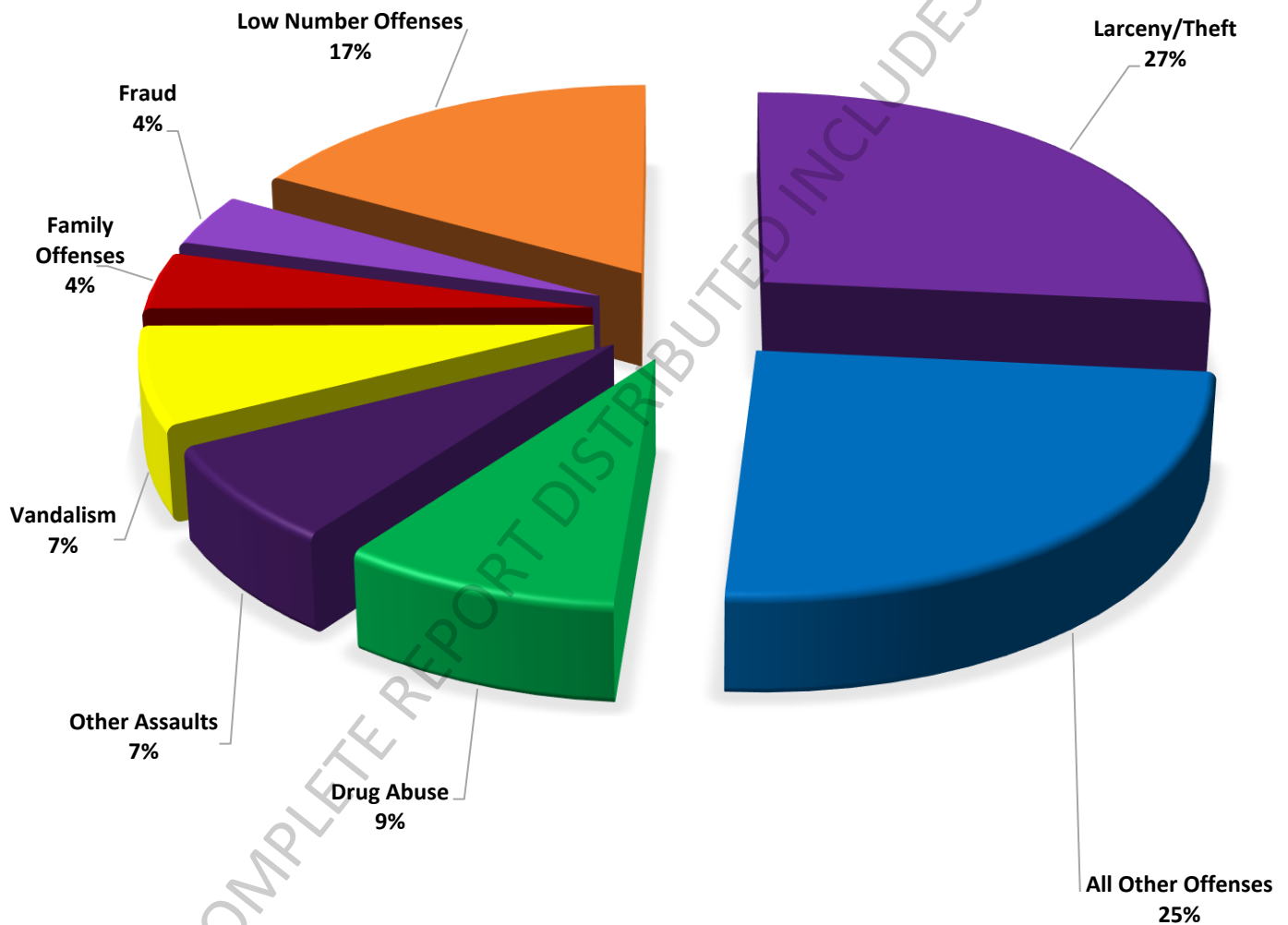
TOTALS

| | | |
|-------------------------|-------------|-------------|
| PART I OFFENSES | 250 | 256 |
| PART II OFFENSES | 514 | 494 |
| NON-UCR OFFENSES | 320 | 303 |
| TOTAL | 1084 | 1053 |

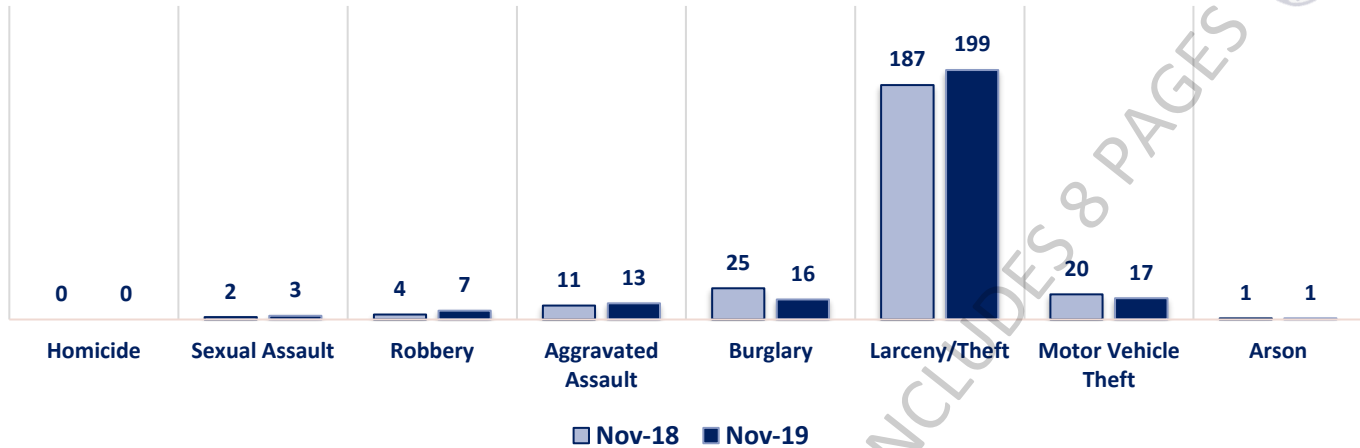
PART II OFFENSES

| OFFENSE | NOV 18 | NOV 19 |
|-----------------------|------------|------------|
| Other Assaults | 54 | 55 |
| Forgery/Counterfeit | 6 | 6 |
| Fraud | 35 | 29 |
| Embezzlement | 0 | 4 |
| Stolen Property | 8 | 6 |
| Vandalism | 49 | 55 |
| Weapons | 5 | 5 |
| Prostitution | 6 | 7 |
| Sex Offenses | 3 | 2 |
| Drug Abuse | 78 | 68 |
| Gambling | 0 | 0 |
| Family Offenses | 30 | 32 |
| DUI | 6 | 8 |
| Liquor Laws | 3 | 1 |
| Drunkenness | 9 | 9 |
| Disorderly Conduct | 12 | 11 |
| All Other Offenses | 205 | 185 |
| Curfew/Loitering | 0 | 0 |
| Runaway | 5 | 11 |
| PART II TOTALS | 514 | 494 |

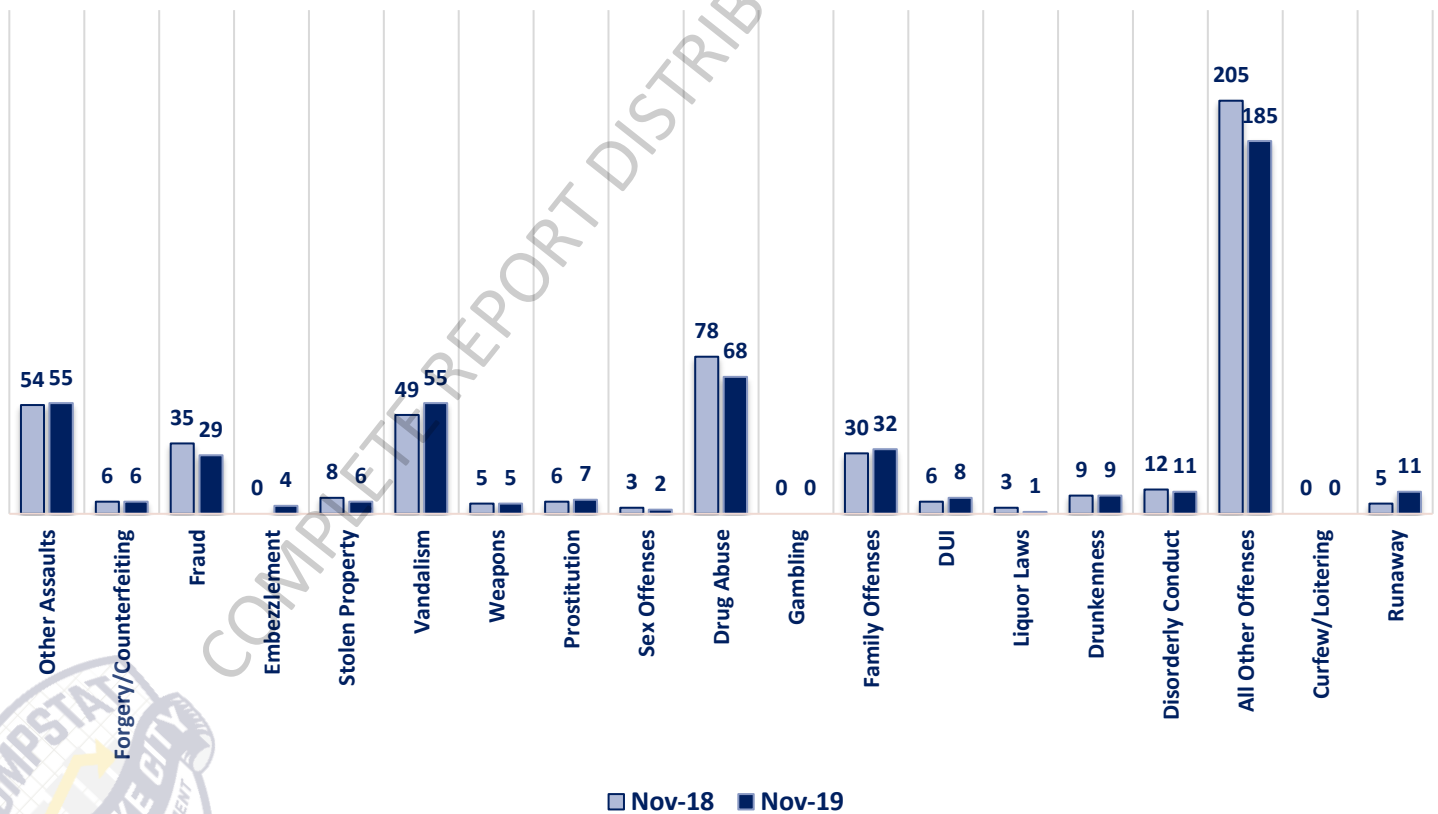
NOVEMBER 2019 - PART I & II OFFENSE PERCENTAGES



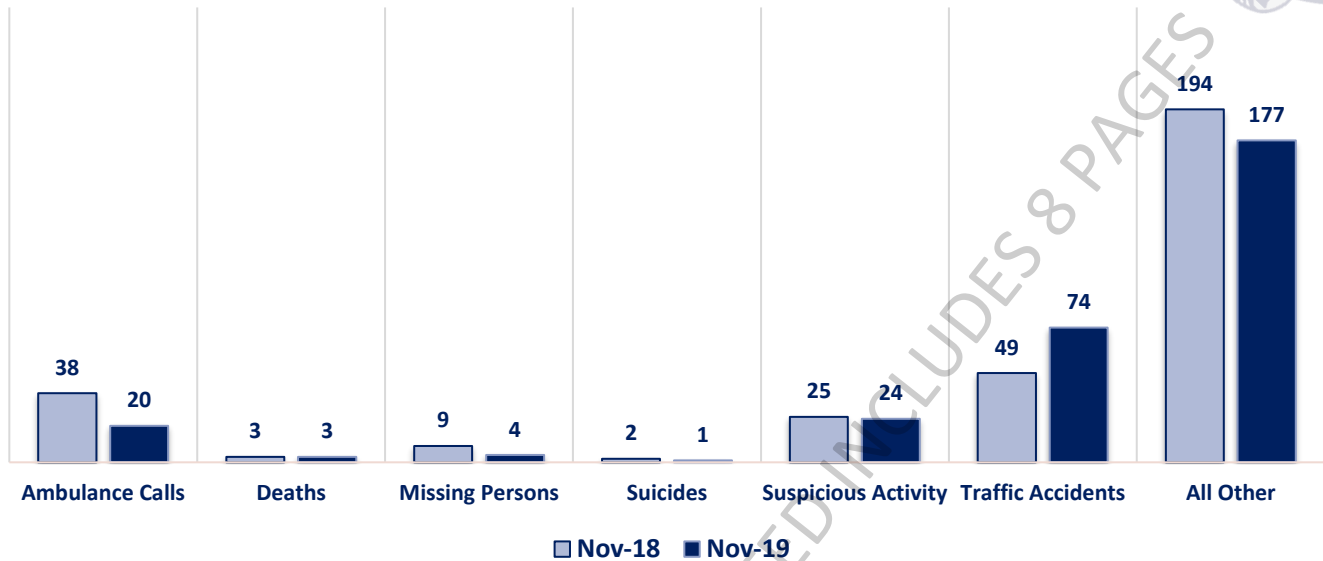
Part I Offenses



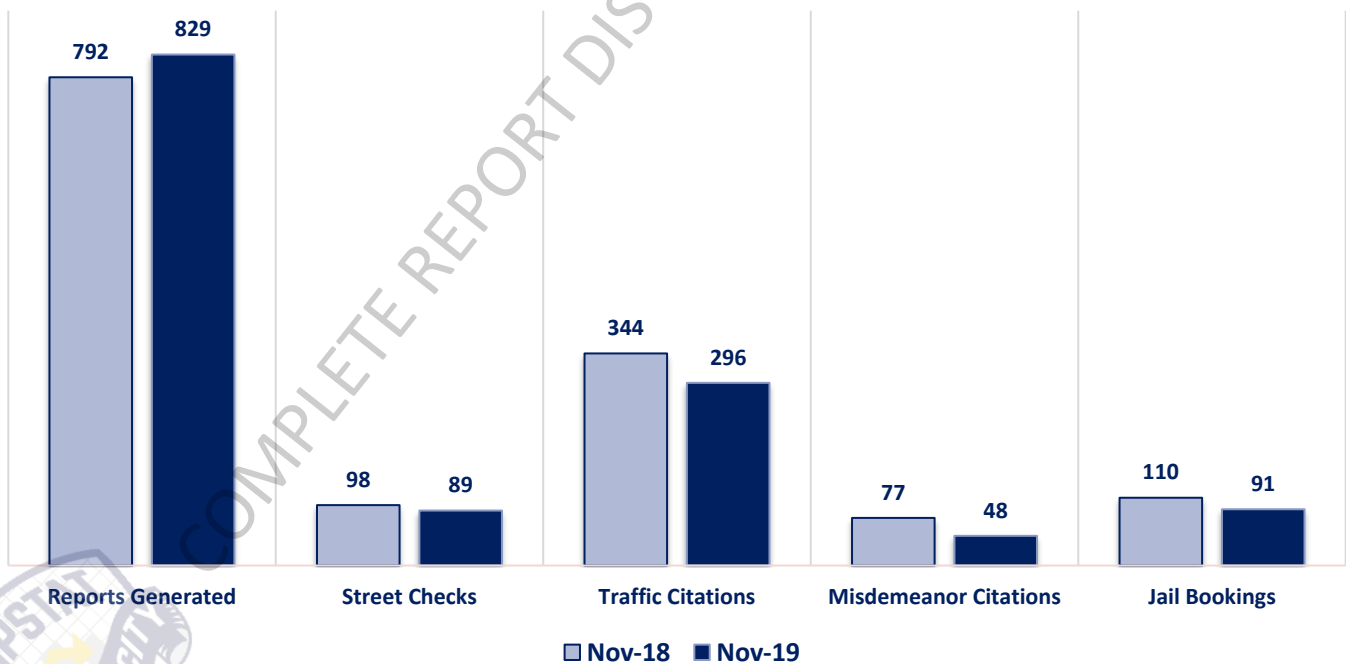
Part II Offenses



Non-UCR Offenses

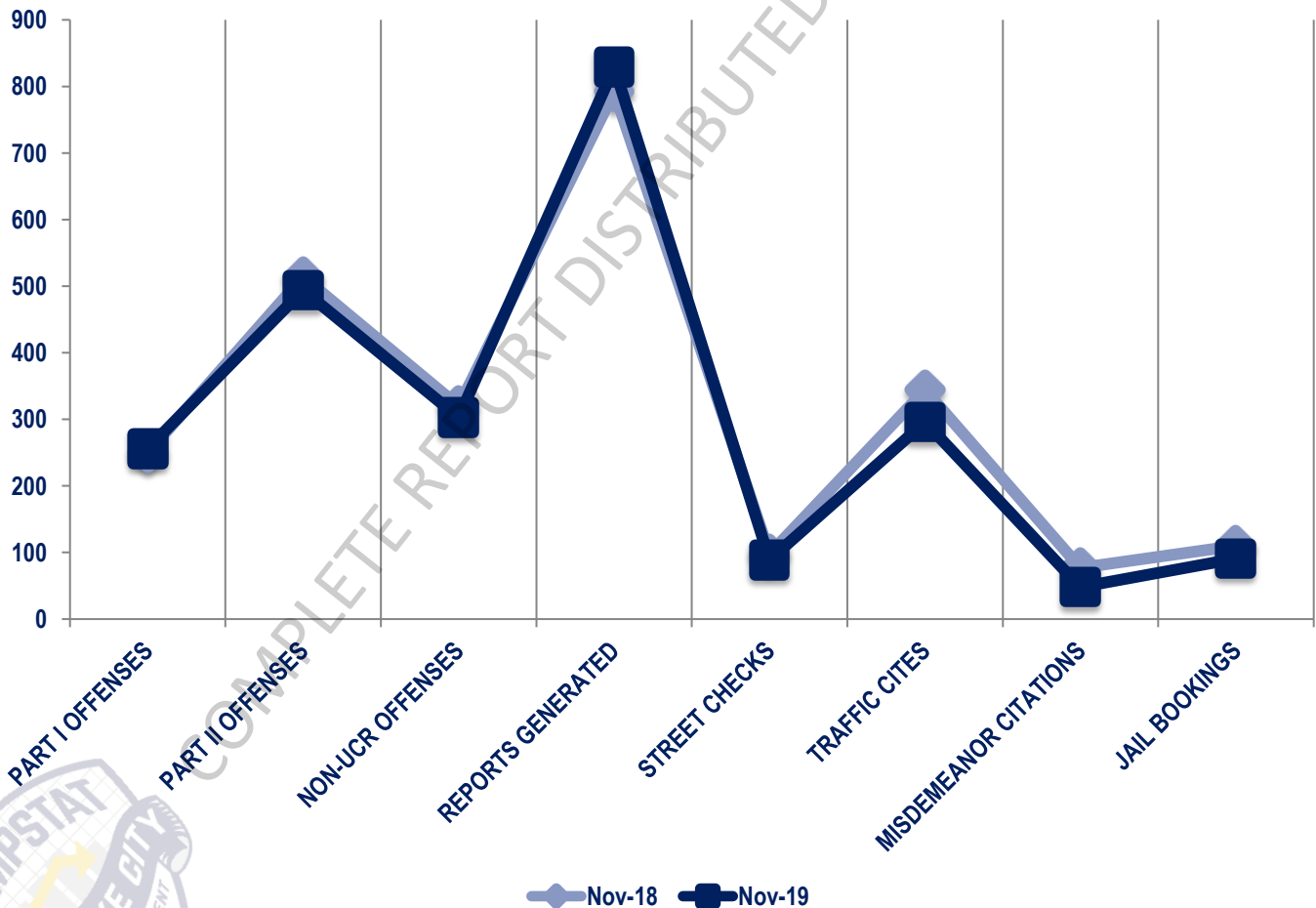


Other Event Totals



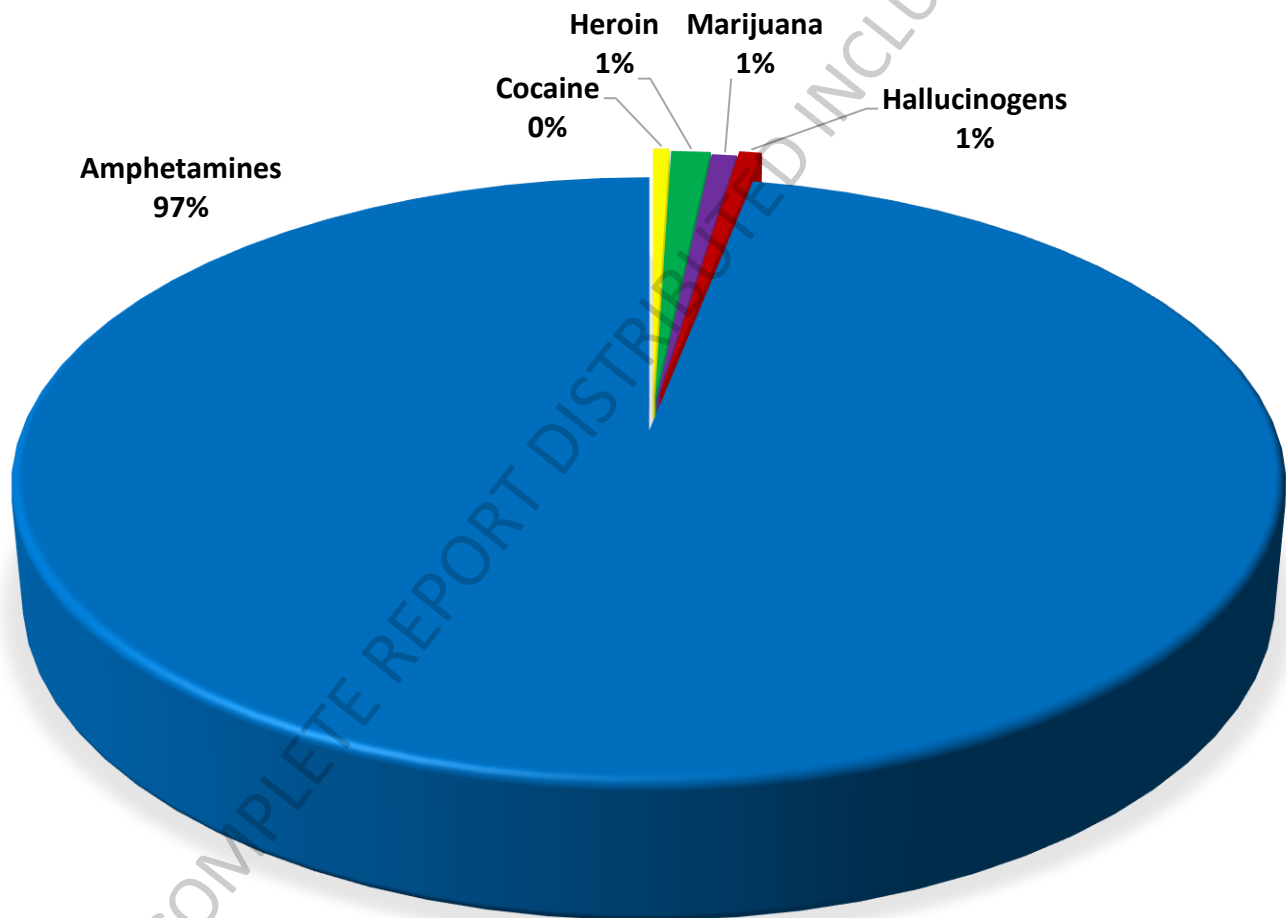
Combined Offense/Event Trends

| | NOV 2018 | NOV 2019 |
|------------------------------|----------|----------|
| Part I Offenses | 250 | 256 |
| Part II Offenses | 514 | 494 |
| NonUCR Offenses | 320 | 303 |
| Reports Generated | 792 | 829 |
| Street Checks | 98 | 89 |
| Traffic Citations | 344 | 296 |
| Misdemeanor Citations | 77 | 48 |
| Jail Bookings | 110 | 91 |

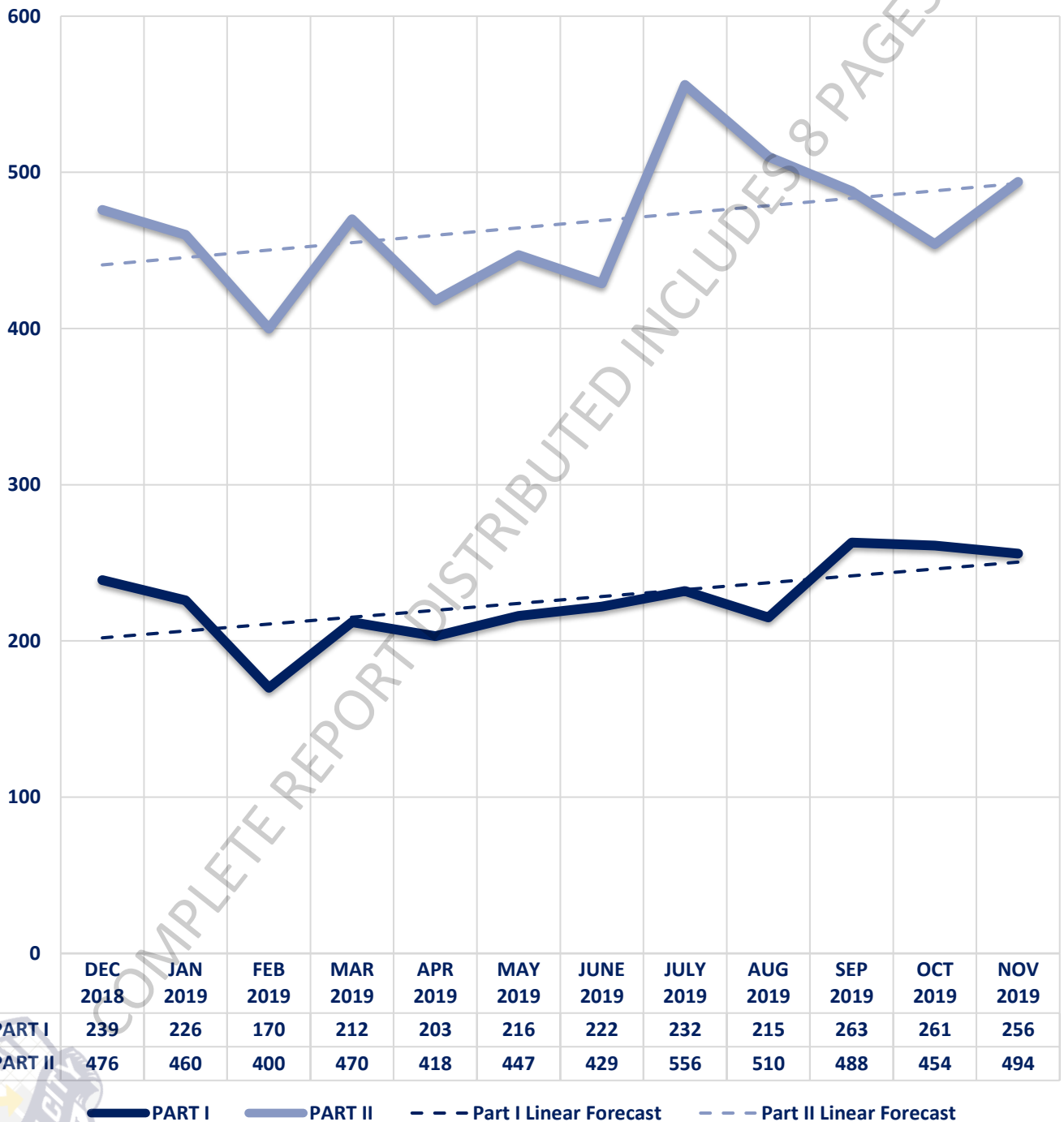


Seized Drugs

| TYPE | DOSES | STREET VALUE |
|---------------|----------------|----------------------|
| Cocaine | 38.0 | \$ 380.00 |
| Heroin | 5711.6 | \$ 57,115.61 |
| Marijuana | 230.0 | \$ 1,379.92 |
| Hallucinogens | 3.0 | \$ 6.00 |
| Amphetamines | 6409.8 | \$ 64,098.06 |
| TOTAL | 12392.4 | \$ 122,979.58 |



Part I & II Offenses - One Year





CITY COUNCIL DISTRICT #5 MONTHLY OFFENSE SUMMARY

DECEMBER 2019

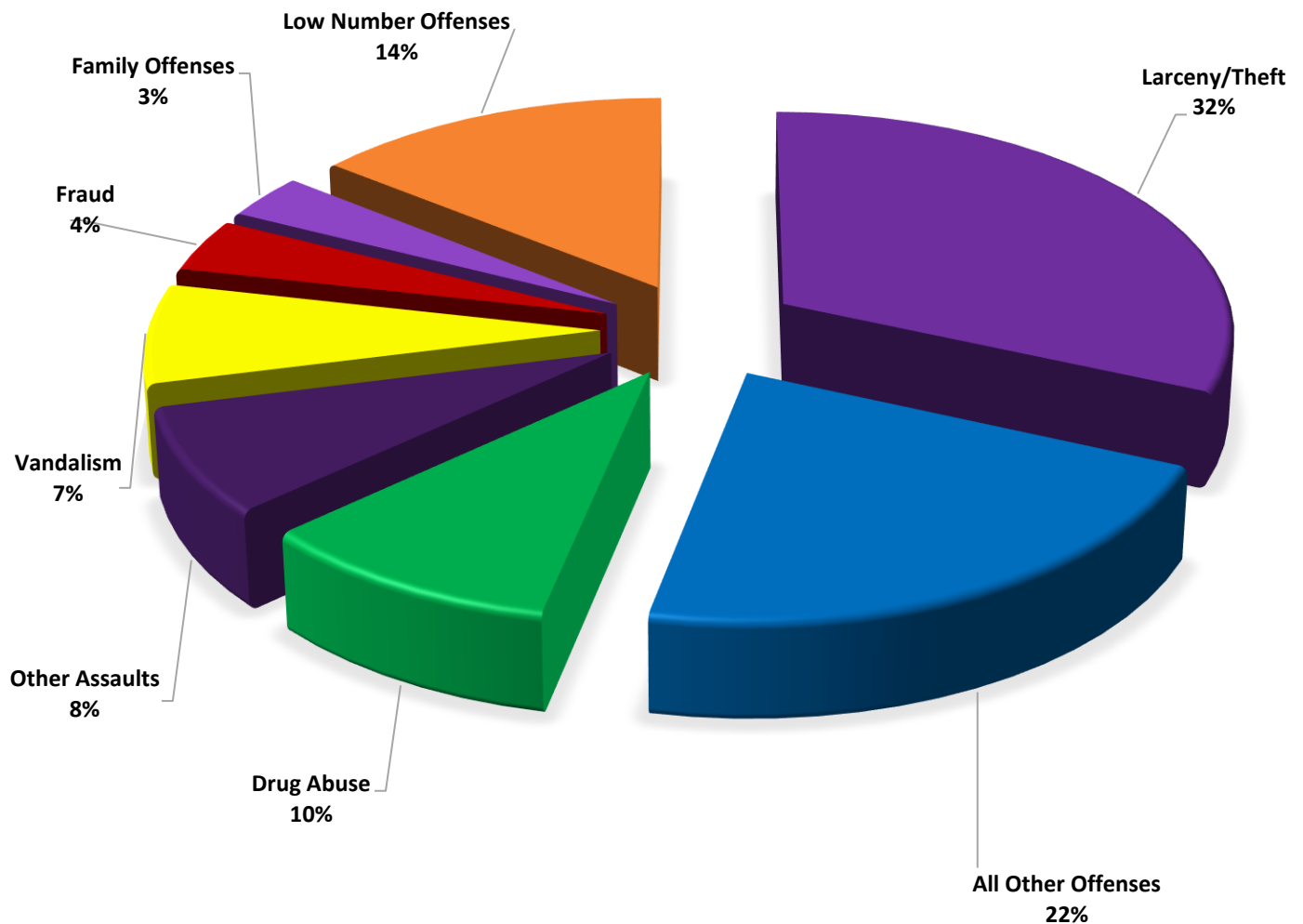
These figures represent preliminary counts of original Police Incident Reports and include all offenses within the above listed City Council District only. Full statistical analysis to determine the confidence level of this data has not been performed. The results contained herein are approximate in relation to the listed area and may not fully coincide with data shown in other areas of SLCPD's Crime Statistics page such as Calls for Service, Crimes Trending, and Crime Reports due to and reflective of departmental procedures that were in place at the time the event occurred and the date this data was compiled. Results displayed are not distinguished as attempted or completed crimes, do not include other calls for police service, and only represent police service where a report was made. Police Incident Reports are classified by primary offense categories as defined by the Uniform Crime Reporting (UCR) system, however for this report all offenses are included, and each incident may have more than one offense listed on it. In cases where there is more than one offense listed, all offenses are counted individually. Although every reasonable verification effort is made, the accuracy of any data is subject to the constraints of the report generation process as well as the manner, format, and point in time of any query.

| | |
|-----------------------------|--|
| PART I OFFENSES: | Chosen by the FBI as Part I Offenses because they are serious crimes that occur with regularity in all areas of the country and are likely to be reported to Police. |
| PART II OFFENSES: | All other crimes other than the eight Part I Offenses. The Uniform Crime Reporting Program gathers only arrest data for Part II Offenses, however, SLCPD results displayed in this document display all Part II Offenses, regardless of the presence of arrest data. |
| ALL OTHER OFFENSES: | Under the Part II Offense section, 'All Other Offenses' include Peeping Tom, Trespass, Kidnap/Abduction, Pornography, Extortion/Blackmail, Bribery, Warrants, Sexual Offenses, Obstruction, Public Peace, and Hit & Run. |
| NON-UCR OFFENSES: | Non-UCR Offenses include reports for all other offenses not classified as a Part I or Part II Offense. Results displayed separate some of these offenses such as Ambulance Calls, Deaths, Missing Persons, Suicides, Suspicious Activity, and Traffic Accidents. |
| ALL OTHER NON-UCR: | Under the Non-UCR category, 'All Other' include the remainder of offenses not classified as Part I or Part II and not separated from the Non-UCR Offenses. These include things such as Loud Parties, Barking Dogs, Mentally Ill Subjects, Citizen Assistance, etc. |
| LOW NUMBER OFFENSES: | On page two, in the interest of space and allowing for easier viewing, the category titled 'Low Number Offenses' include Part I and Part II Offenses from page one that have totals under the amount of 19. |

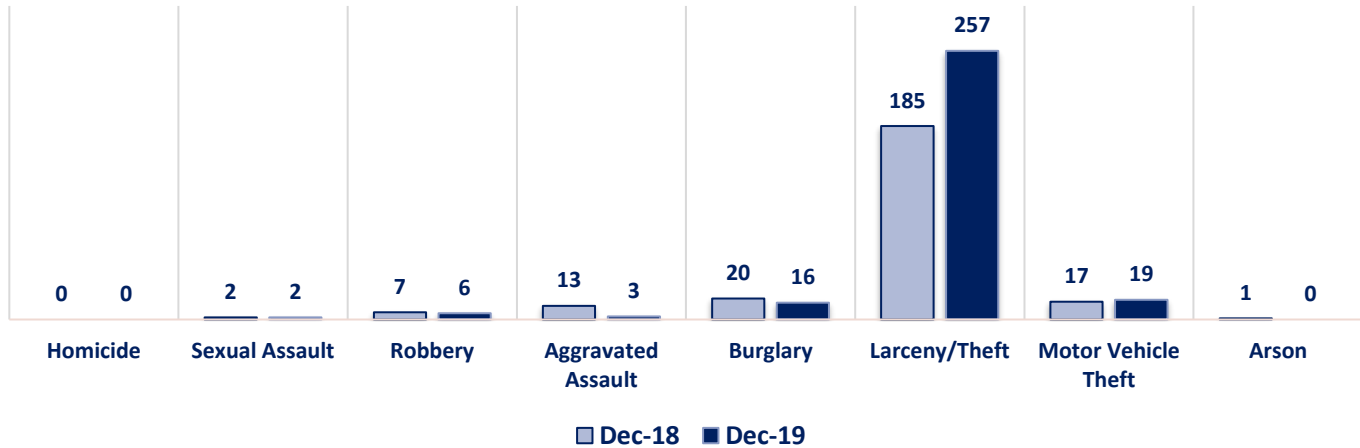
Offenses

| PART I OFFENSES | OFFENSE | DEC 18 | DEC 19 | OFFENSE | DEC 18 | DEC 19 | PART II OFFENSES |
|------------------|-------------------------|-------------|-------------|-----------------------|------------|------------|------------------|
| | Homicide | 0 | 0 | Other Assaults | 42 | 64 | |
| | Sexual Assault | 2 | 2 | Forgery/Counterfeit | 8 | 6 | |
| | Robbery | 7 | 6 | Fraud | 33 | 32 | |
| | Aggravated Assault | 13 | 3 | Embezzlement | 0 | 0 | |
| | Burglary | 20 | 16 | Stolen Property | 10 | 7 | |
| | Larceny/Theft | 185 | 257 | Vandalism | 28 | 60 | |
| | Motor Vehicle Theft | 17 | 19 | Weapons | 3 | 7 | |
| NON-UCR OFFENSES | Arson | 1 | 0 | Prostitution | 1 | 6 | |
| | PART I TOTALS | 245 | 303 | Sex Offenses | 4 | 5 | |
| | Ambulance Calls | 20 | 29 | Drug Abuse | 112 | 81 | |
| | Deaths | 3 | 3 | Gambling | 0 | 0 | |
| | Missing Persons | 4 | 5 | Family Offenses | 33 | 27 | |
| | Suicides | 1 | 0 | DUI | 7 | 12 | |
| | Suspicious Activity | 11 | 25 | Liquor Laws | 2 | 2 | |
| | Traffic Accidents | 61 | 54 | Drunkenness | 9 | 10 | |
| TOTALS | All Other | 182 | 205 | Disorderly Conduct | 5 | 10 | |
| | NON-UCR TOTALS | 282 | 321 | All Other Offenses | 183 | 176 | |
| | PART I OFFENSES | 245 | 303 | Curfew/Loitering | 1 | 0 | |
| | PART II OFFENSES | 485 | 510 | Runaway | 4 | 5 | |
| | NON-UCR OFFENSES | 282 | 321 | PART II TOTALS | 485 | 510 | |
| | TOTAL | 1012 | 1134 | | | | |
| | | | | | | | |
| | | | | | | | |

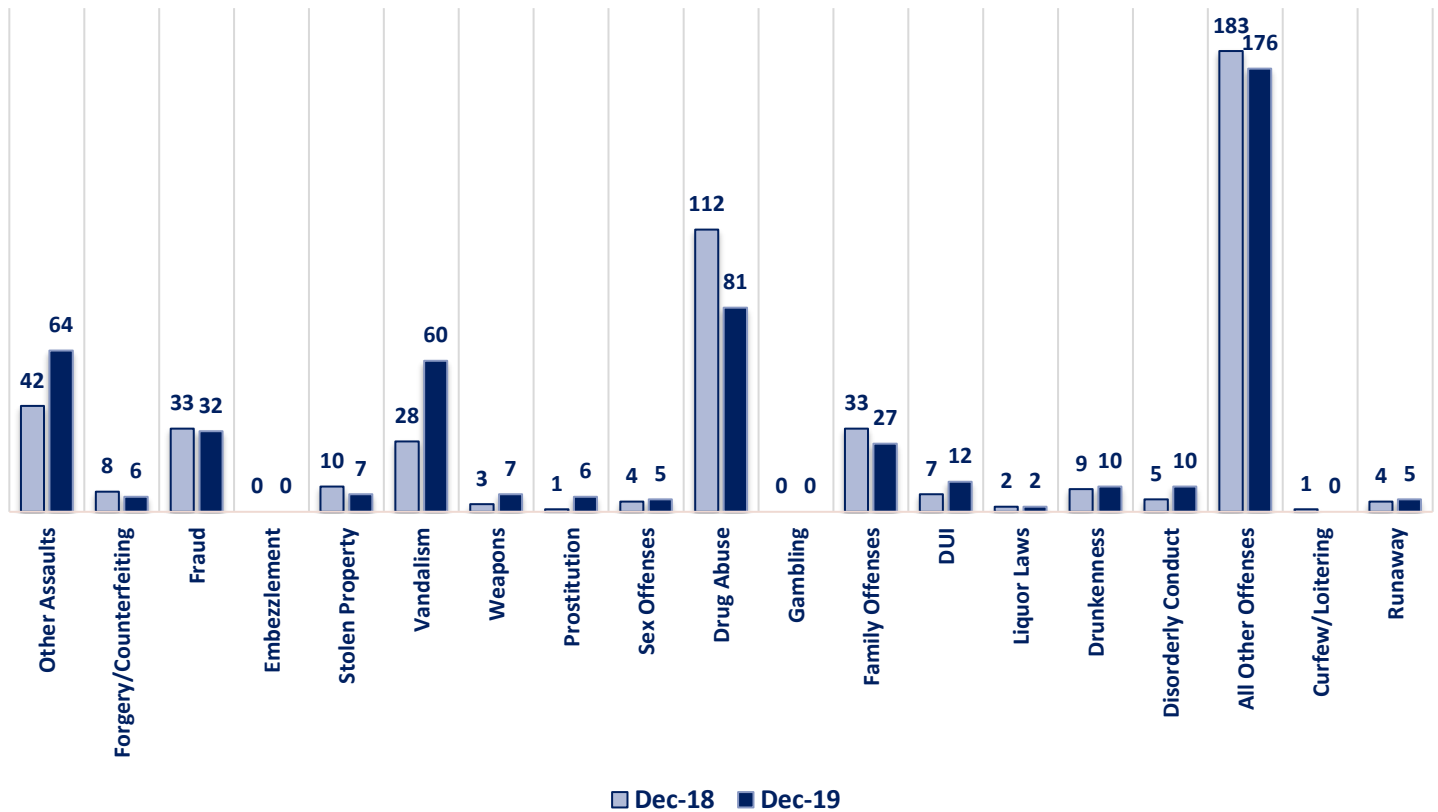
DECEMBER 2019 - PART I & II OFFENSE PERCENTAGES



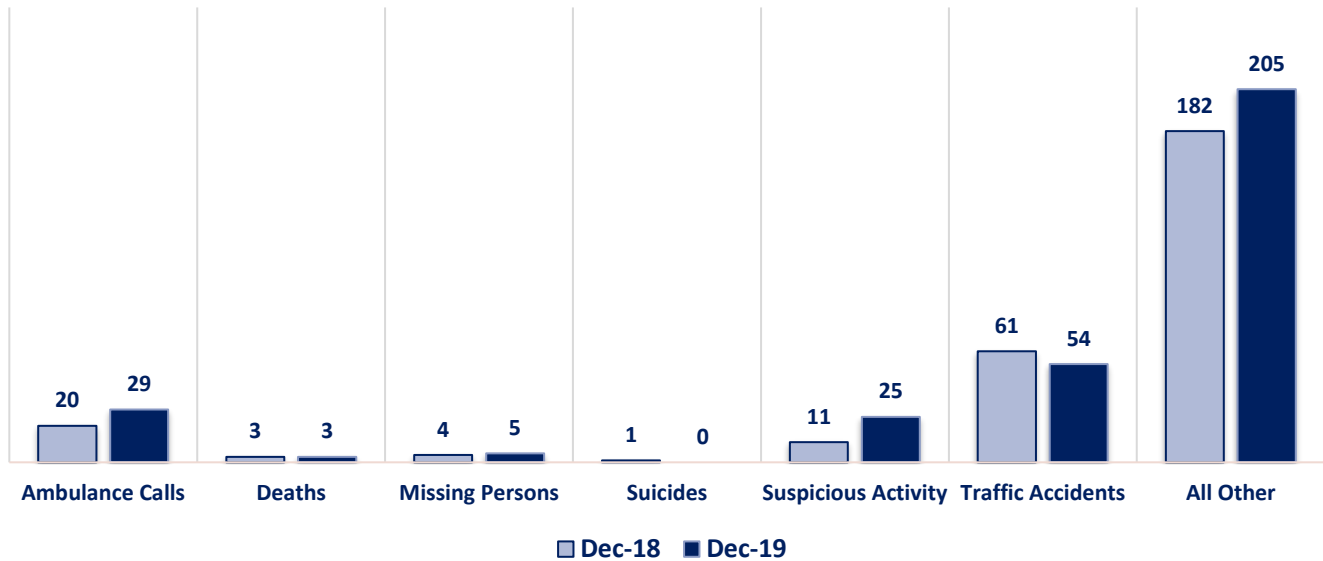
Part I Offenses



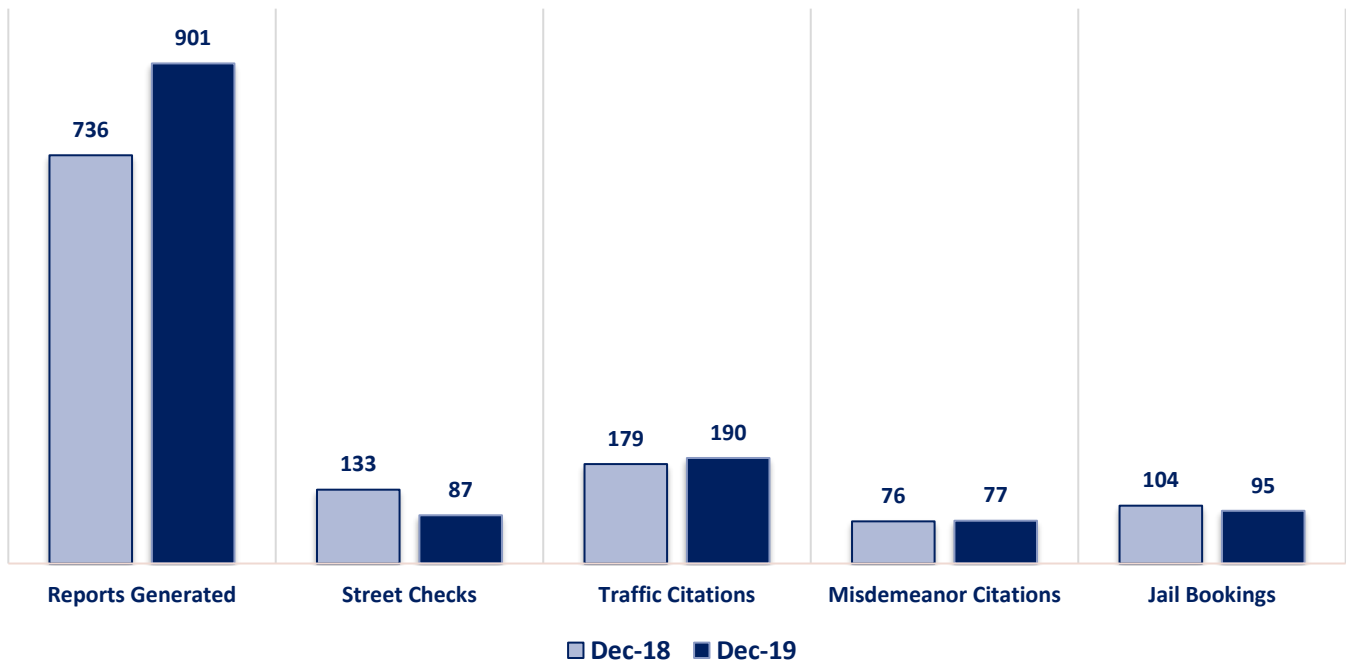
Part II Offenses



Non-UCR Offenses

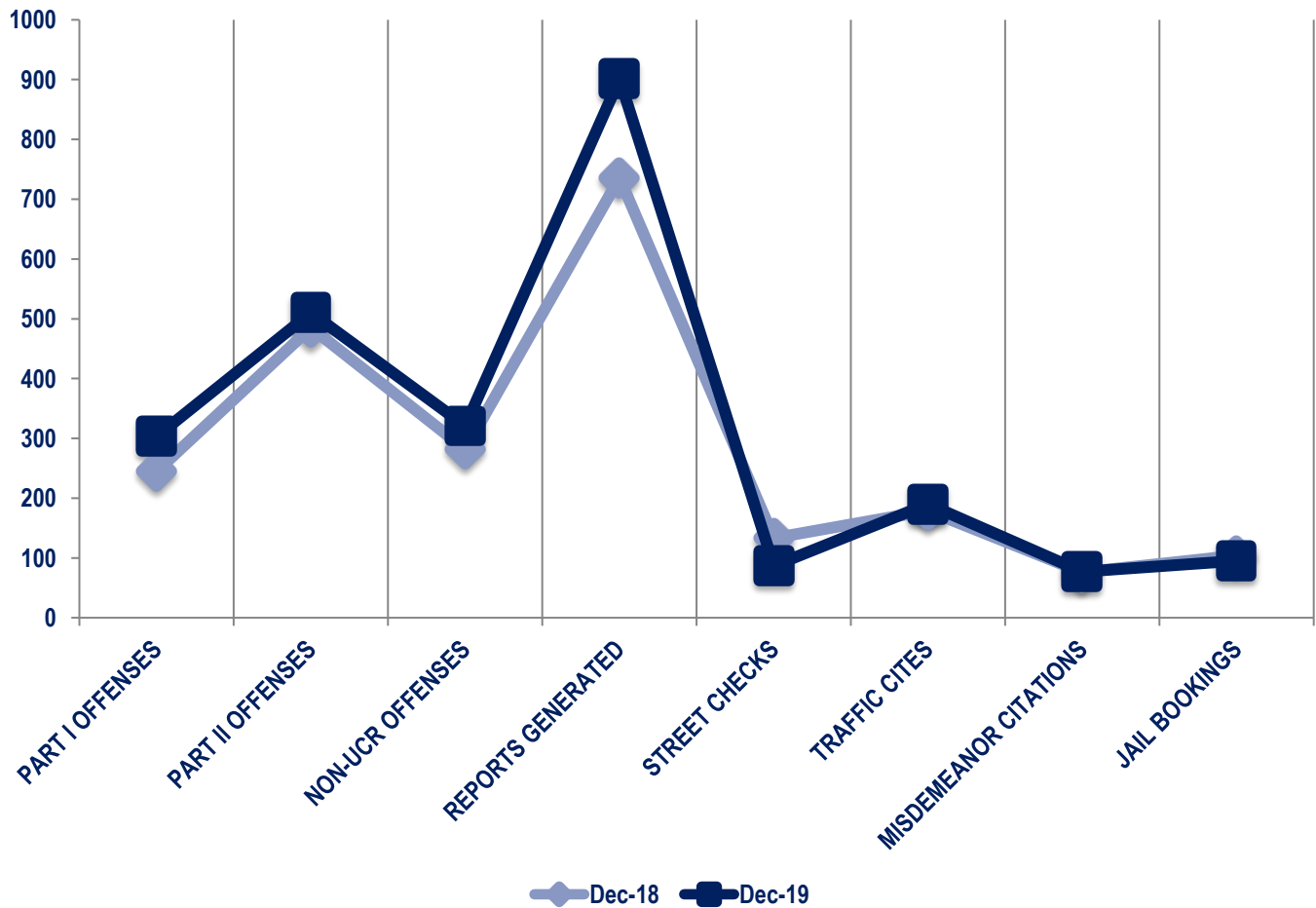


Other Event Totals



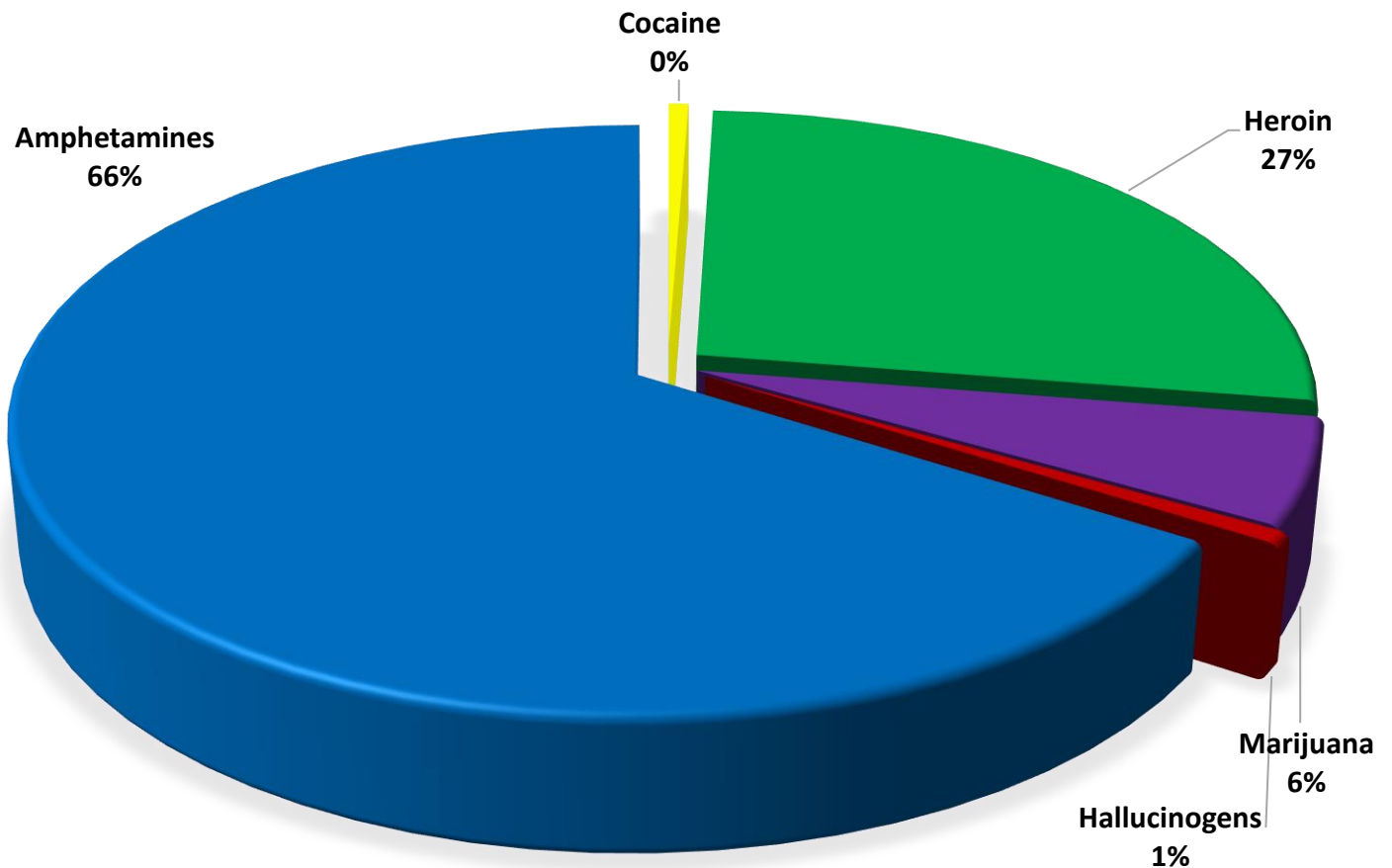
Combined Offense/Event Trends

| | DEC 2018 | DEC 2019 |
|------------------------------|----------|----------|
| Part I Offenses | 245 | 303 |
| Part II Offenses | 485 | 510 |
| NonUCR Offenses | 282 | 321 |
| Reports Generated | 736 | 901 |
| Street Checks | 133 | 87 |
| Traffic Citations | 179 | 190 |
| Misdemeanor Citations | 76 | 77 |
| Jail Bookings | 104 | 95 |



Seized Drugs

| TYPE | DOSES | STREET VALUE |
|---------------|---------------|---------------------|
| Cocaine | 22.0 | \$ 220.00 |
| Heroin | 974.0 | \$ 9,740.00 |
| Marijuana | 210.9 | \$ 1,265.40 |
| Hallucinogens | 23.6 | \$ 47.27 |
| Amphetamines | 2390.3 | \$ 23,903.00 |
| TOTAL | 3620.8 | \$ 35,175.67 |



Part I & II Offenses - One Year

