



## CITY COUNCIL DISTRICT #6

### MONTHLY OFFENSE SUMMARY

**JANUARY 2019**

**The document originally published 02/05/2019 was found to contain errors, which have been corrected as of 02/19/2019 on this version.**

These figures represent preliminary counts of original Police Incident Reports and include all offenses within the above listed City Council District only. Full statistical analysis to determine the confidence level of this data has not been performed. The results contained herein are approximate in relation to the listed area and may not fully coincide with data shown in other areas of SLCPD's Crime Statistics page such as Calls for Service, Crimes Trending, and Crime Reports due to and reflective of departmental procedures that were in place at the time the event occurred and the date this data was compiled. Results displayed are not distinguished as attempted or completed crimes, do not include other calls for police service, and only represent police service where a report was made. Police Incident Reports are classified by primary offense categories as defined by the Uniform Crime Reporting (UCR) system, however for this report all offenses are included, and each incident may have more than one offense listed on it. In cases where there is more than one offense listed, all offenses are counted individually. Although every reasonable verification effort is made, the accuracy of any data is subject to the constraints of the report generation process as well as the manner, format, and point in time of any query.

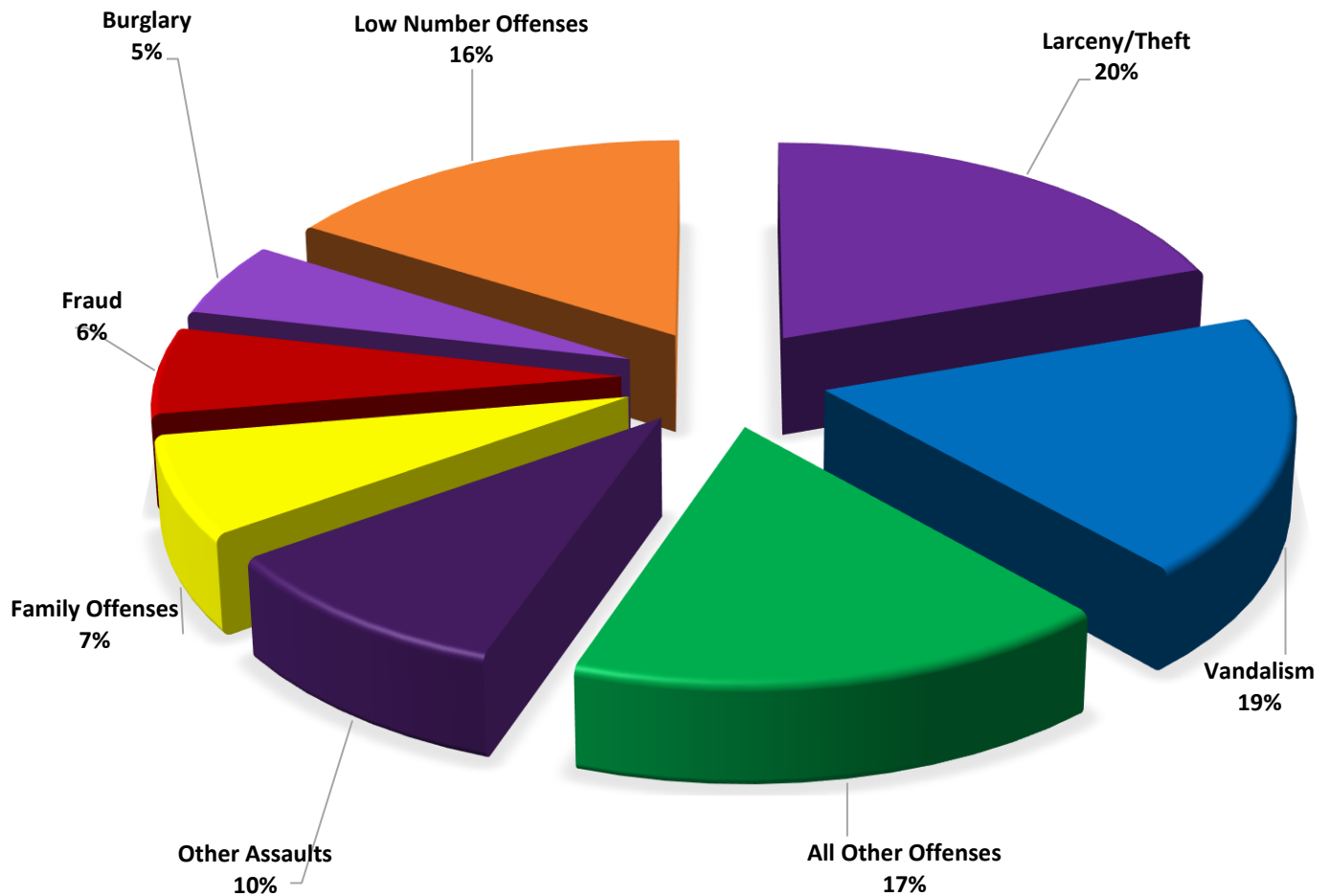
---

<b>PART I OFFENSES:</b>	Chosen by the FBI as Part I Offenses because they are serious crimes that occur with regularity in all areas of the country and are likely to be reported to Police.
<b>PART II OFFENSES:</b>	All other crimes other than the eight Part I Offenses. The Uniform Crime Reporting Program gathers only arrest data for Part II Offenses, however, SLCPD results displayed in this document display all Part II Offenses, regardless of the presence of arrest data.
<b>ALL OTHER OFFENSES:</b>	Under the Part II Offense section, 'All Other Offenses' include Peeping Tom, Trespass, Kidnap/Abduction, Pornography, Extortion/Blackmail, Bribery, Warrants, Sexual Offenses, Obstruction, Public Peace, and Hit & Run.
<b>NON-UCR OFFENSES:</b>	Non-UCR Offenses include reports for all other offenses not classified as a Part I or Part II Offense. Results displayed separate some of these offenses such as Ambulance Calls, Deaths, Missing Persons, Suicides, Suspicious Activity, and Traffic Accidents.
<b>ALL OTHER NON-UCR:</b>	Under the Non-UCR category, 'All Other' include the remainder of offenses not classified as Part I or Part II and not separated from the Non-UCR Offenses. These include things such as Loud Parties, Barking Dogs, Mentally Ill Subjects, Citizen Assistance, etc.
<b>LOW NUMBER OFFENSES:</b>	On page two, in the interest of space and allowing for easier viewing, the category titled 'Low Number Offenses' include Part I and Part II Offenses from page one that have totals under the amount of 6.

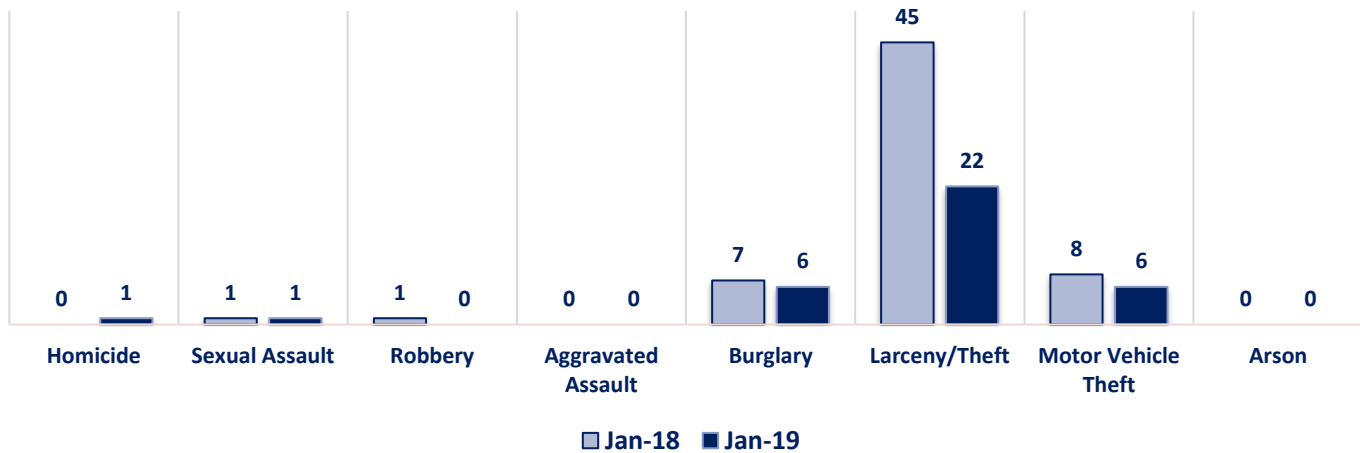
## Offenses

PART I OFFENSES	OFFENSE	JAN 18	JAN 19	OFFENSE	JAN 18	JAN 19
	Homicide	0	1	Other Assaults	6	11
	Sexual Assault	1	1	Forgery/Counterfeit	2	1
	Robbery	1	0	Fraud	9	7
	Aggravated Assault	0	0	Embezzlement	0	0
	Burglary	7	6	Stolen Property	1	0
	Larceny/Theft	45	22	Vandalism	13	21
	Motor Vehicle Theft	8	6	Weapons	1	0
	Arson	0	0	Prostitution	0	0
PART II OFFENSES	PART I TOTALS	62	36	Sex Offenses	1	1
	Ambulance Calls	0	6	Drug Abuse	1	6
	Deaths	1	0	Gambling	0	0
	Missing Persons	4	0	Family Offenses	4	8
	Suicides	0	2	DUI	2	2
	Suspicious Activity	1	5	Liquor Laws	0	0
	Traffic Accidents	31	40	Drunkenness	1	0
	All Other	33	27	Disorderly Conduct	0	0
	NON-UCR TOTALS	70	80	All Other Offenses	12	19
TOTALS	PART I OFFENSES	62	36	Curfew/Loitering	0	0
	PART II OFFENSES	53	76	Runaway	0	0
	NON-UCR OFFENSES	70	80	PART II TOTALS	53	76
	TOTAL	185	192			

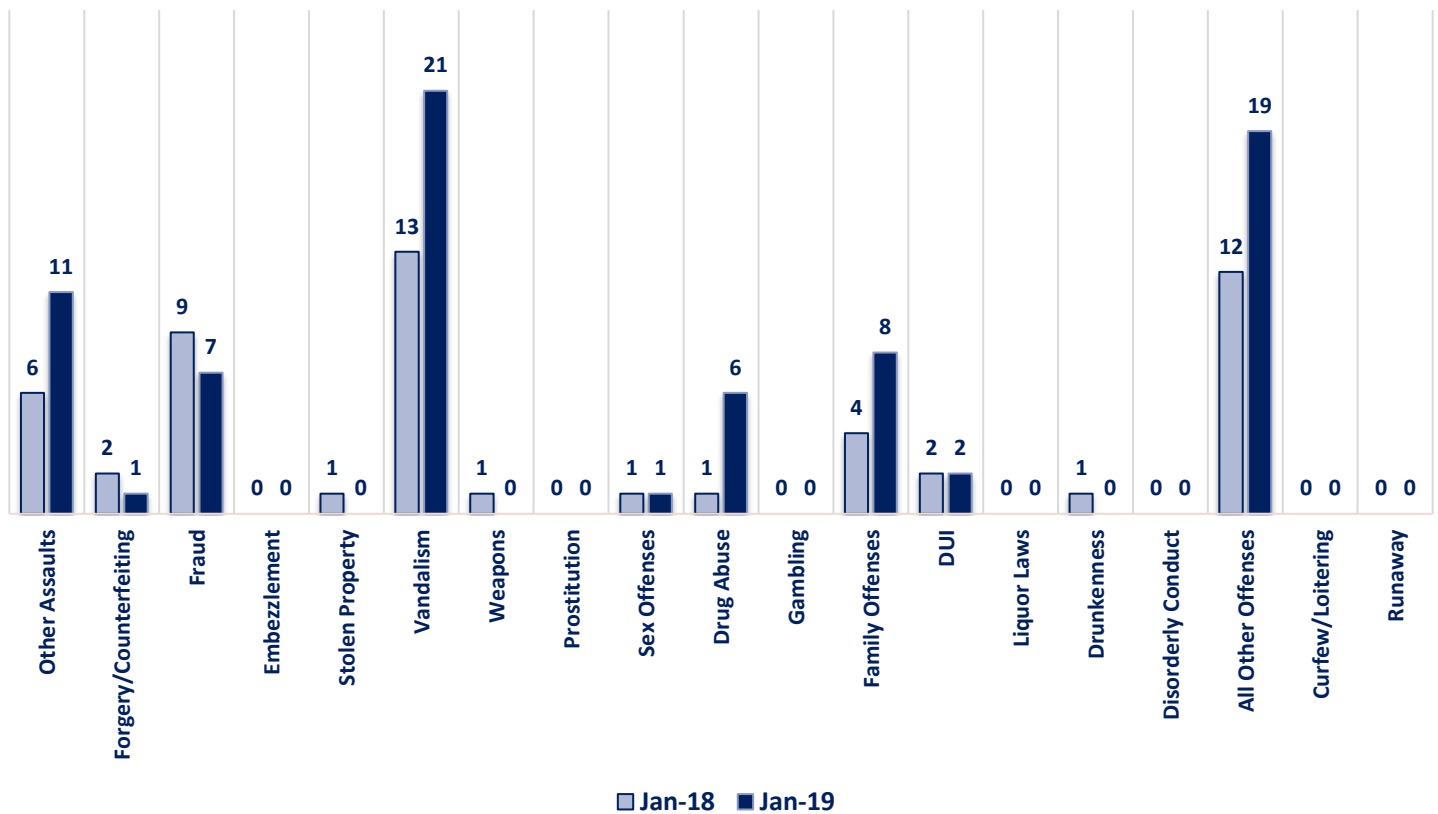
### JANUARY 2019 - PART I & II OFFENSE PERCENTAGES



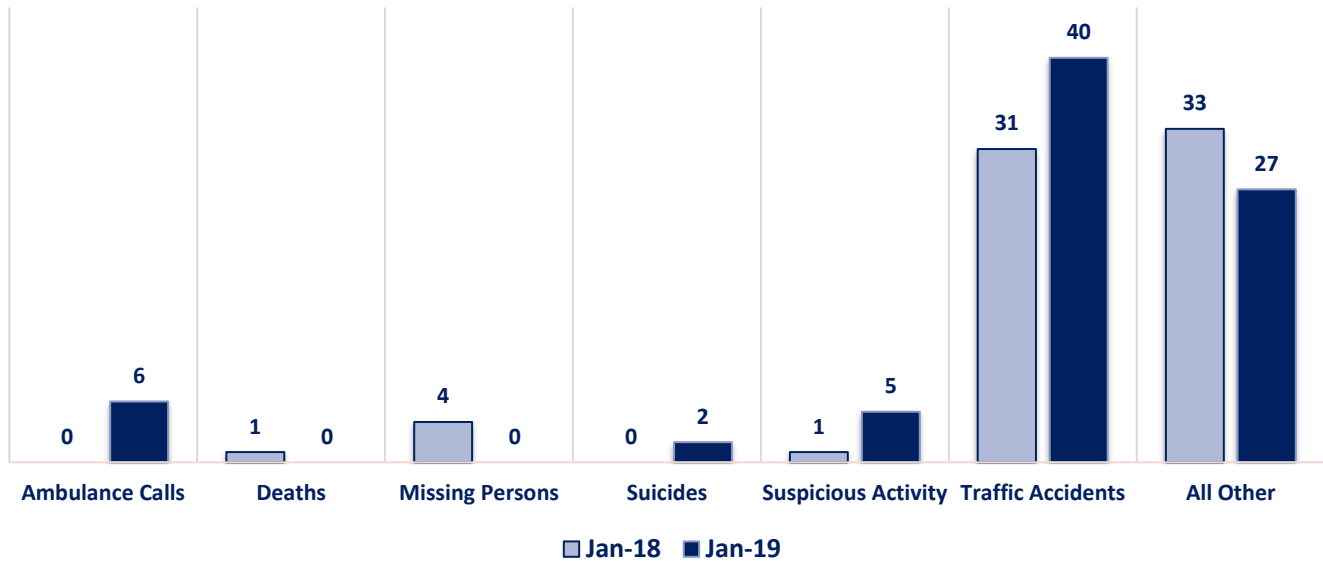
### Part I Offenses



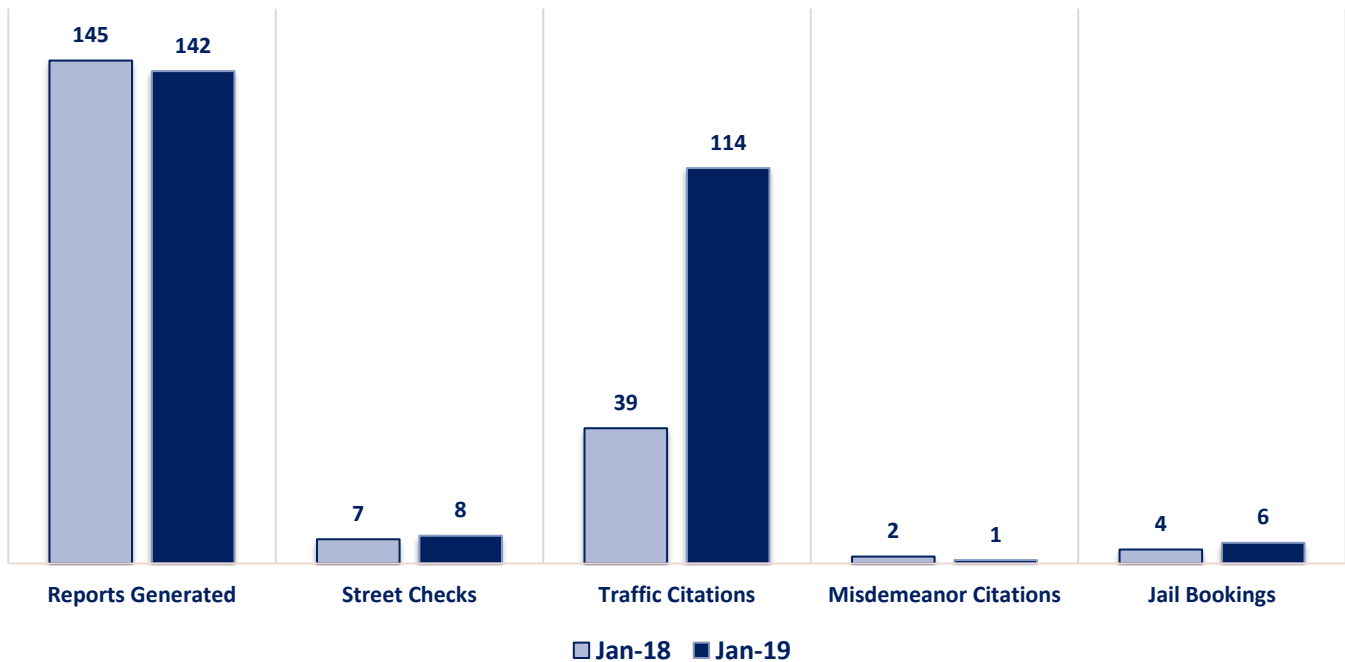
### Part II Offenses



### Non-UCR Offenses

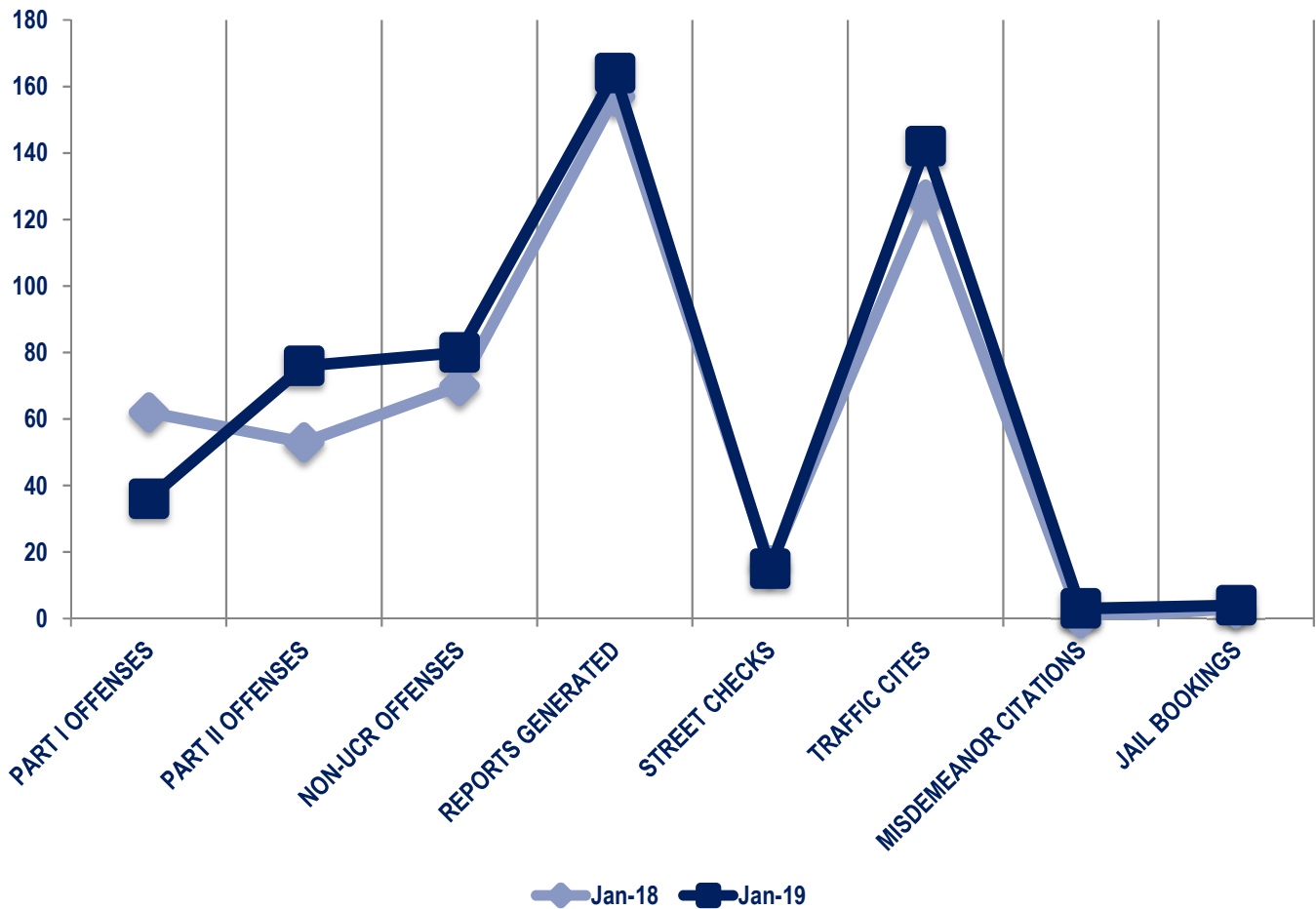


### Other Event Totals



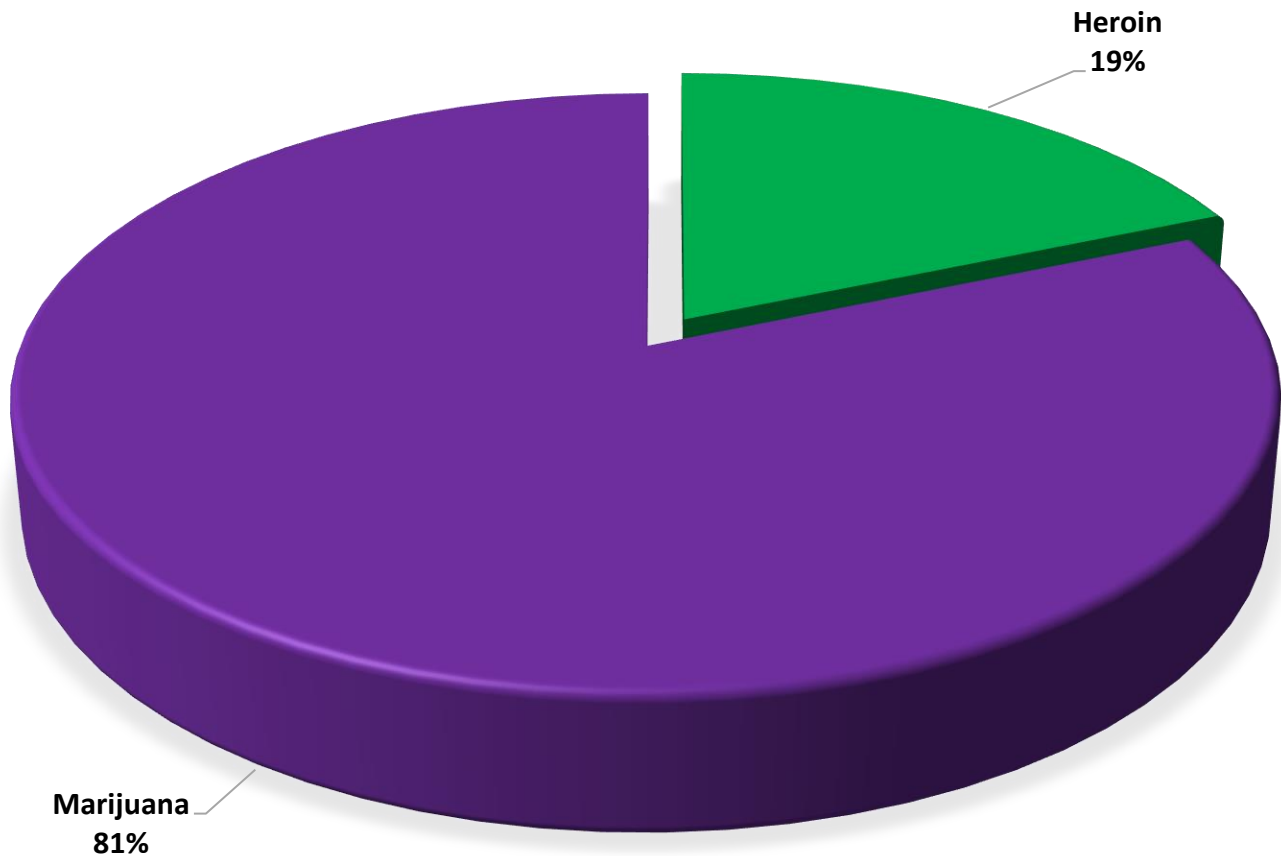
### Combined Offense/Event Trends

	JAN 2018	JAN 2019
<b>Part I Offenses</b>	62	36
<b>Part II Offenses</b>	53	76
<b>NonUCR Offenses</b>	70	80
<b>Reports Generated</b>	157	164
<b>Street Checks</b>	16	15
<b>Traffic Citations</b>	126	142
<b>Misdemeanor Citations</b>	0	3
<b>Jail Bookings</b>	3	4

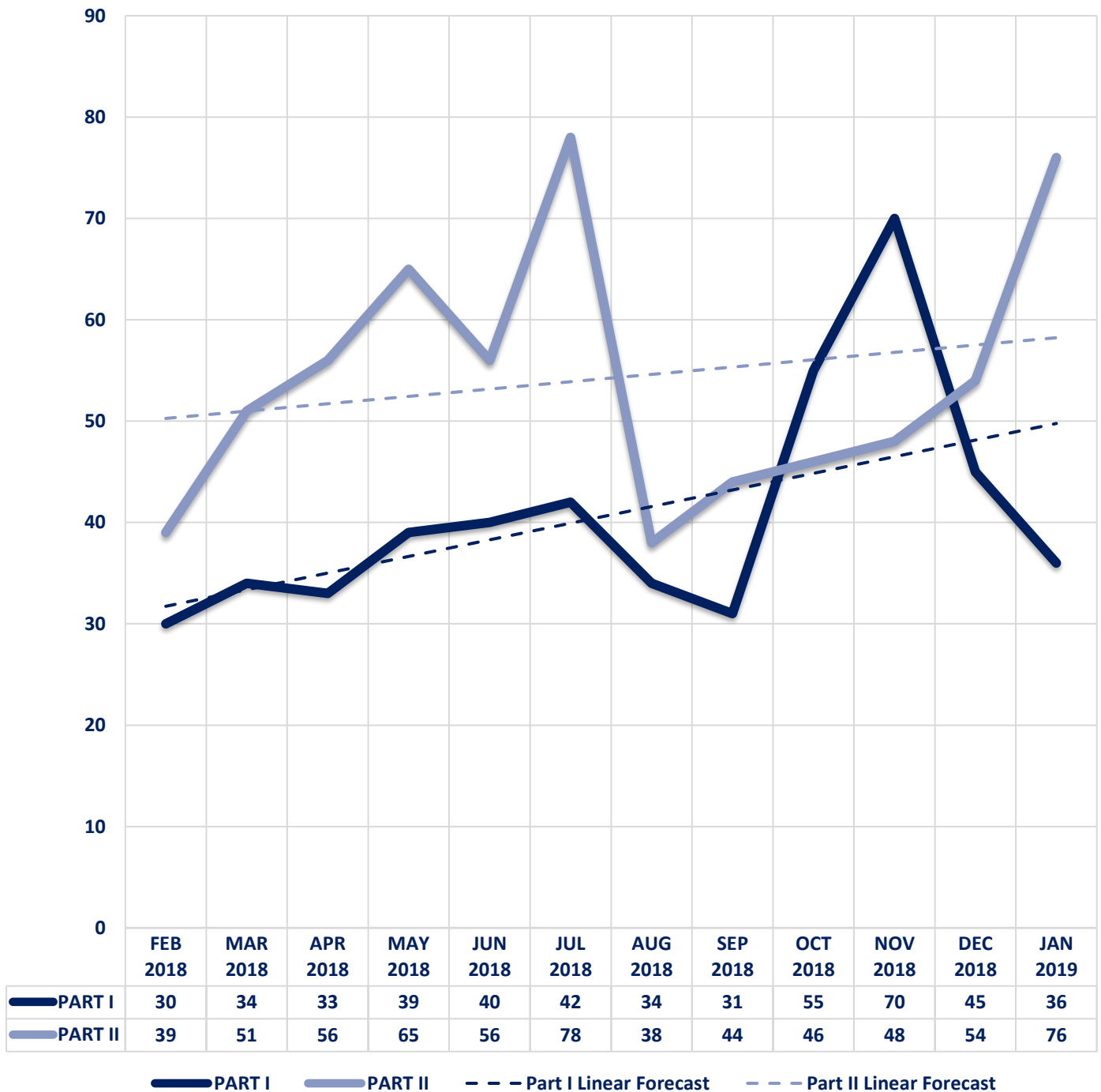


### Seized Drugs

TYPE	DOSES	STREET VALUE	
Cocaine	0.0	\$	-
Heroin	10.0	\$	100.00
Marijuana	43.6	\$	261.38
Hallucinogens	0.0	\$	-
Amphetamines	0.0	\$	-
<b>TOTAL</b>	<b>53.6</b>	<b>\$</b>	<b>361.38</b>



### Part I & II Offenses - One Year





## CITY COUNCIL DISTRICT #6

### MONTHLY OFFENSE SUMMARY

**FEBRUARY 2019**

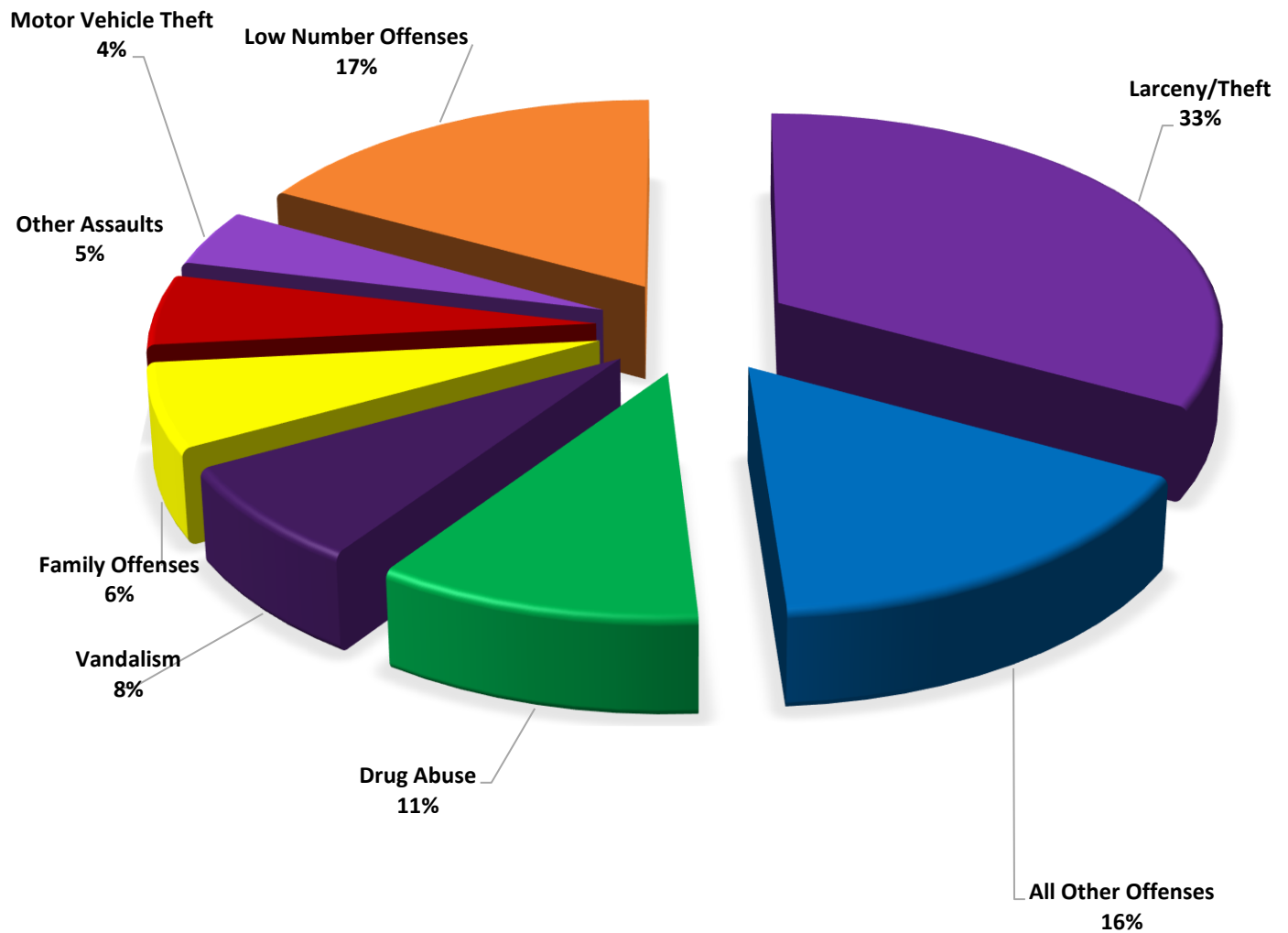
These figures represent preliminary counts of original Police Incident Reports and include all offenses within the above listed City Council District only. Full statistical analysis to determine the confidence level of this data has not been performed. The results contained herein are approximate in relation to the listed area and may not fully coincide with data shown in other areas of SLCPD's Crime Statistics page such as Calls for Service, Crimes Trending, and Crime Reports due to and reflective of departmental procedures that were in place at the time the event occurred and the date this data was compiled. Results displayed are not distinguished as attempted or completed crimes, do not include other calls for police service, and only represent police service where a report was made. Police Incident Reports are classified by primary offense categories as defined by the Uniform Crime Reporting (UCR) system, however for this report all offenses are included, and each incident may have more than one offense listed on it. In cases where there is more than one offense listed, all offenses are counted individually. Although every reasonable verification effort is made, the accuracy of any data is subject to the constraints of the report generation process as well as the manner, format, and point in time of any query.

<b>PART I OFFENSES:</b>	Chosen by the FBI as Part I Offenses because they are serious crimes that occur with regularity in all areas of the country and are likely to be reported to Police.
<b>PART II OFFENSES:</b>	All other crimes other than the eight Part I Offenses. The Uniform Crime Reporting Program gathers only arrest data for Part II Offenses, however, SLCPD results displayed in this document display all Part II Offenses, regardless of the presence of arrest data.
<b>ALL OTHER OFFENSES:</b>	Under the Part II Offense section, 'All Other Offenses' include Peeping Tom, Trespass, Kidnap/Abduction, Pornography, Extortion/Blackmail, Bribery, Warrants, Sexual Offenses, Obstruction, Public Peace, and Hit & Run.
<b>NON-UCR OFFENSES:</b>	Non-UCR Offenses include reports for all other offenses not classified as a Part I or Part II Offense. Results displayed separate some of these offenses such as Ambulance Calls, Deaths, Missing Persons, Suicides, Suspicious Activity, and Traffic Accidents.
<b>ALL OTHER NON-UCR:</b>	Under the Non-UCR category, 'All Other' include the remainder of offenses not classified as Part I or Part II and not separated from the Non-UCR Offenses. These include things such as Loud Parties, Barking Dogs, Mentally Ill Subjects, Citizen Assistance, etc.
<b>LOW NUMBER OFFENSES:</b>	On page two, in the interest of space and allowing for easier viewing, the category titled 'Low Number Offenses' include Part I and Part II Offenses from page one that have totals under the amount of 3.

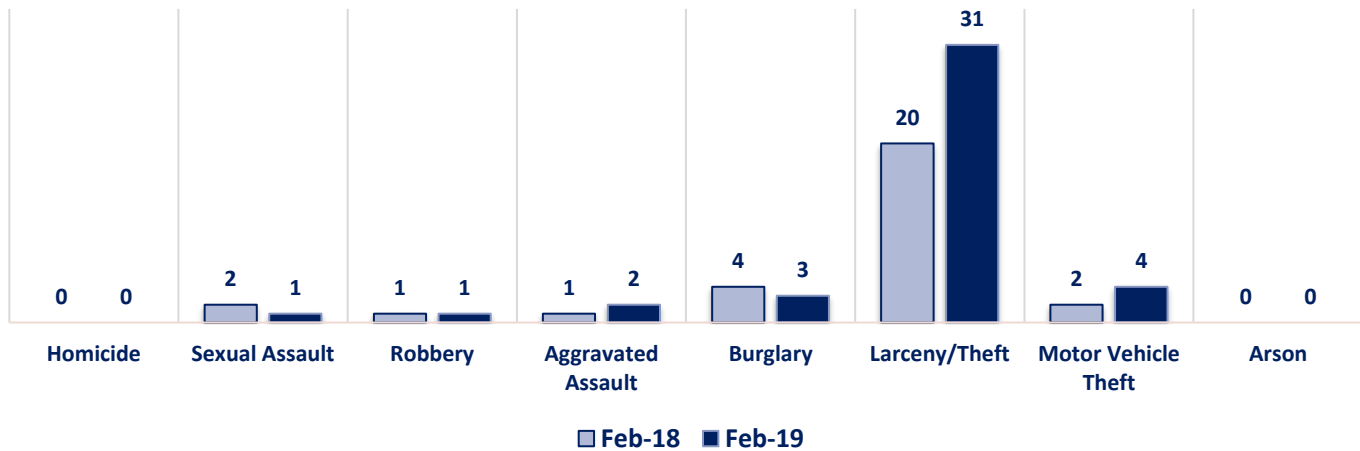
## Offenses

PART I OFFENSES	OFFENSE	FEB 18	FEB 19	OFFENSE	FEB 18	FEB 19
	Homicide	0	0	Other Assaults	4	5
	Sexual Assault	2	1	Forgery/Counterfeit	1	2
	Robbery	1	1	Fraud	9	3
	Aggravated Assault	1	2	Embezzlement	0	0
	Burglary	4	3	Stolen Property	0	1
	Larceny/Theft	20	31	Vandalism	3	7
	Motor Vehicle Theft	2	4	Weapons	0	1
	Arson	0	0	Prostitution	0	0
PART II OFFENSES	PART I TOTALS	30	42	Sex Offenses	0	0
	Ambulance Calls	1	3	Drug Abuse	0	10
	Deaths	1	4	Gambling	0	0
	Missing Persons	1	3	Family Offenses	6	6
	Suicides	2	0	DUI	0	1
	Suspicious Activity	2	6	Liquor Laws	0	0
	Traffic Accidents	29	32	Drunkenness	2	0
	All Other	34	32	Disorderly Conduct	0	1
	NON-UCR TOTALS	70	80	All Other Offenses	13	15
TOTALS	PART I OFFENSES	30	42	Curfew/Loitering	0	0
	PART II OFFENSES	40	52	Runaway	2	0
	NON-UCR OFFENSES	70	80	PART II TOTALS	40	52
	TOTAL	140	174			

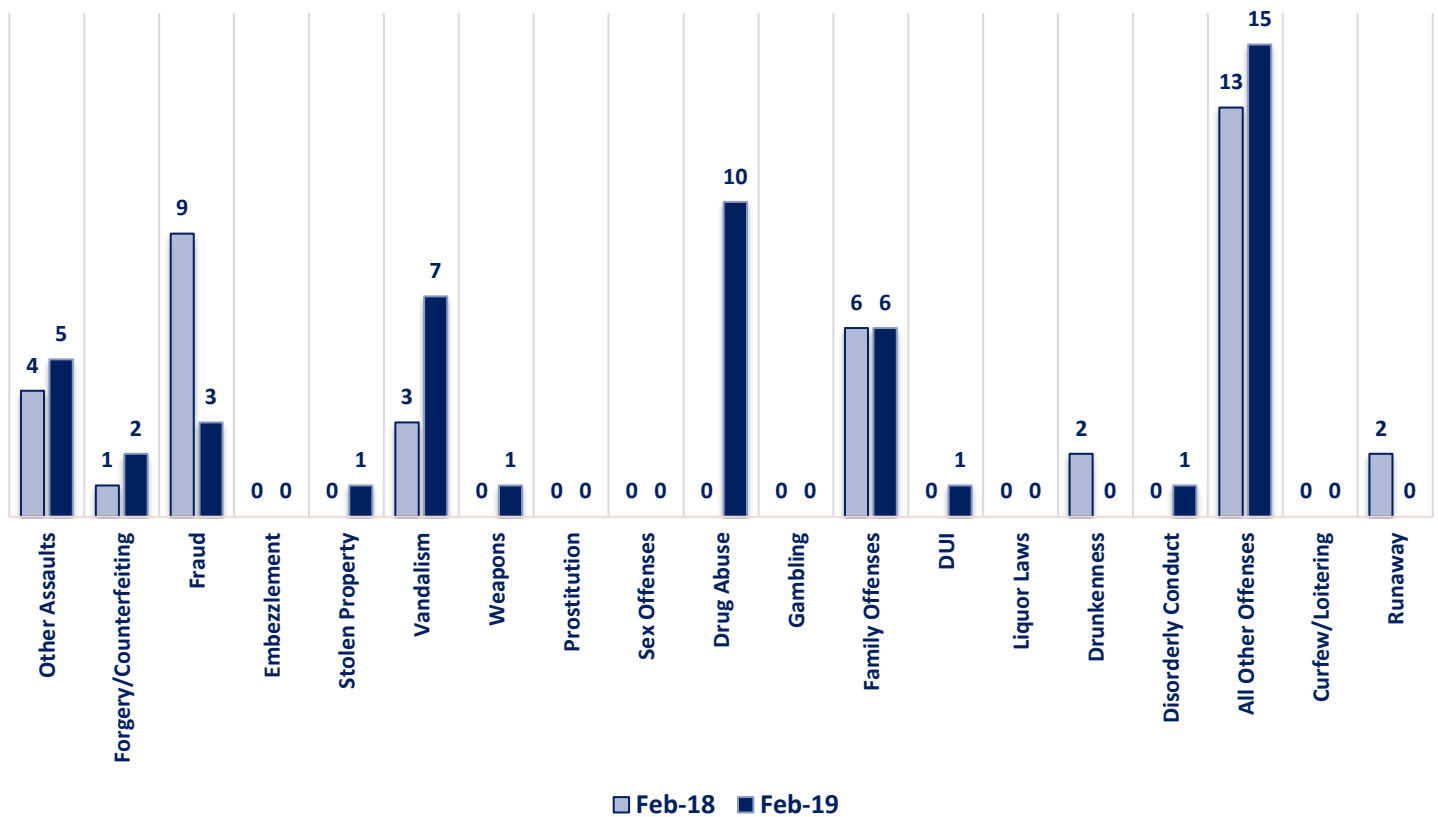
## FEBRUARY 2019 - PART I & II OFFENSE PERCENTAGES



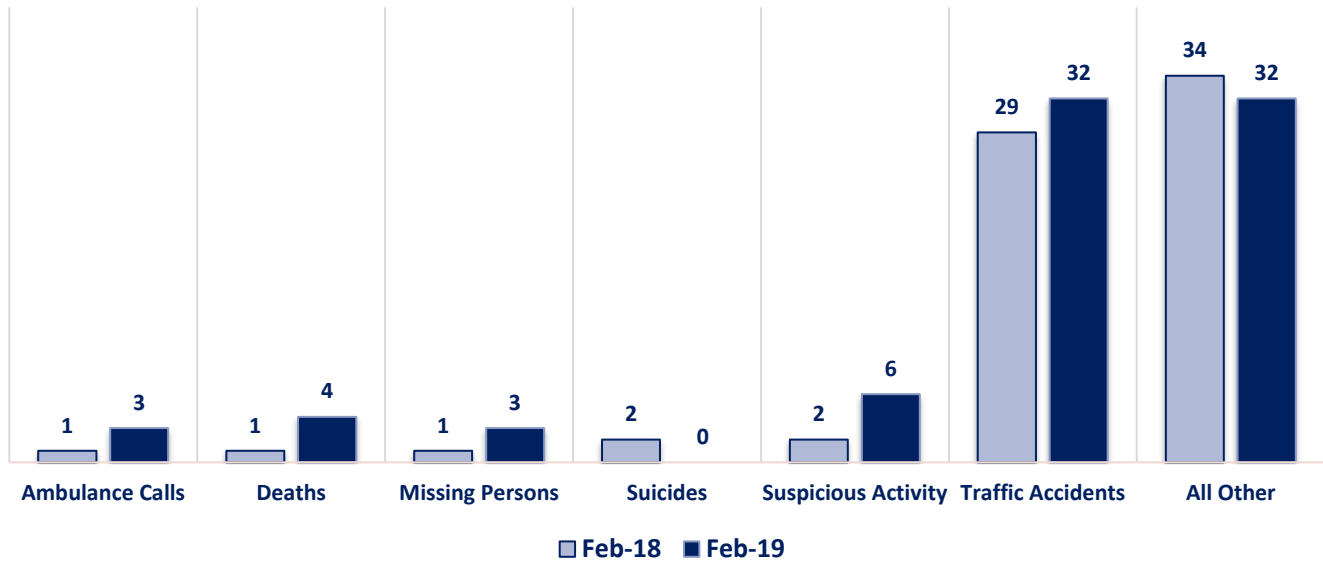
### Part I Offenses



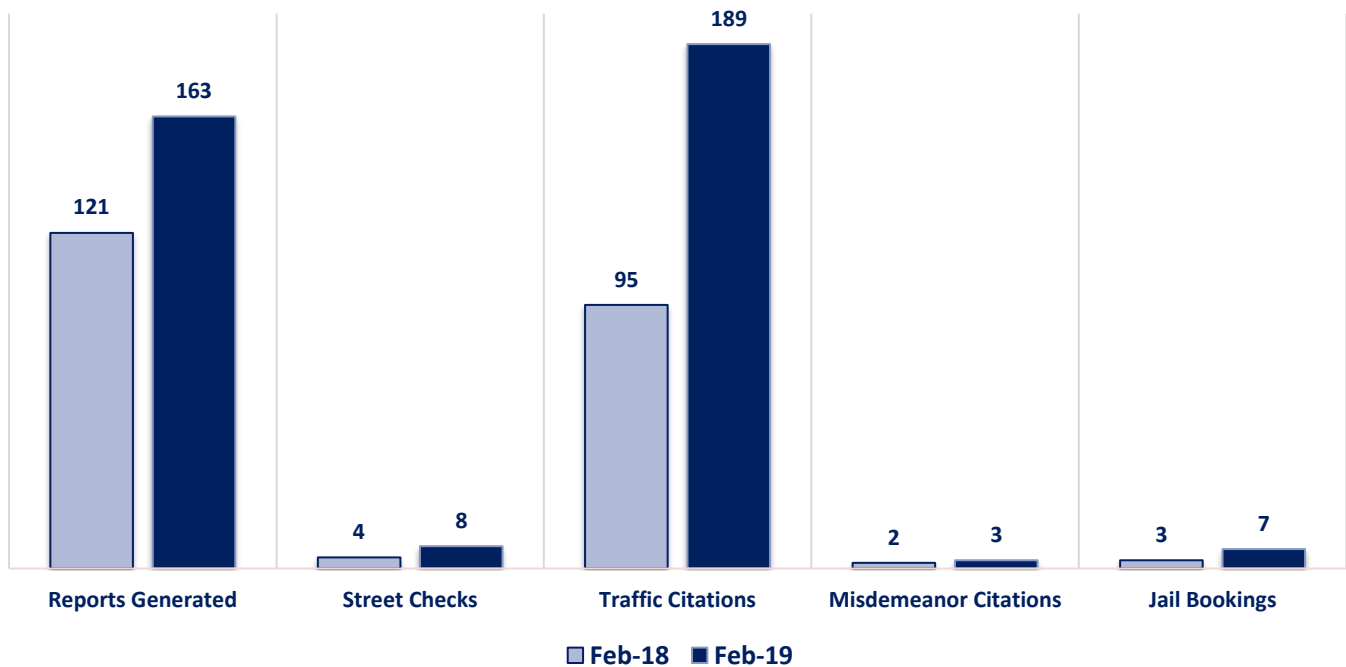
### Part II Offenses



### Non-UCR Offenses

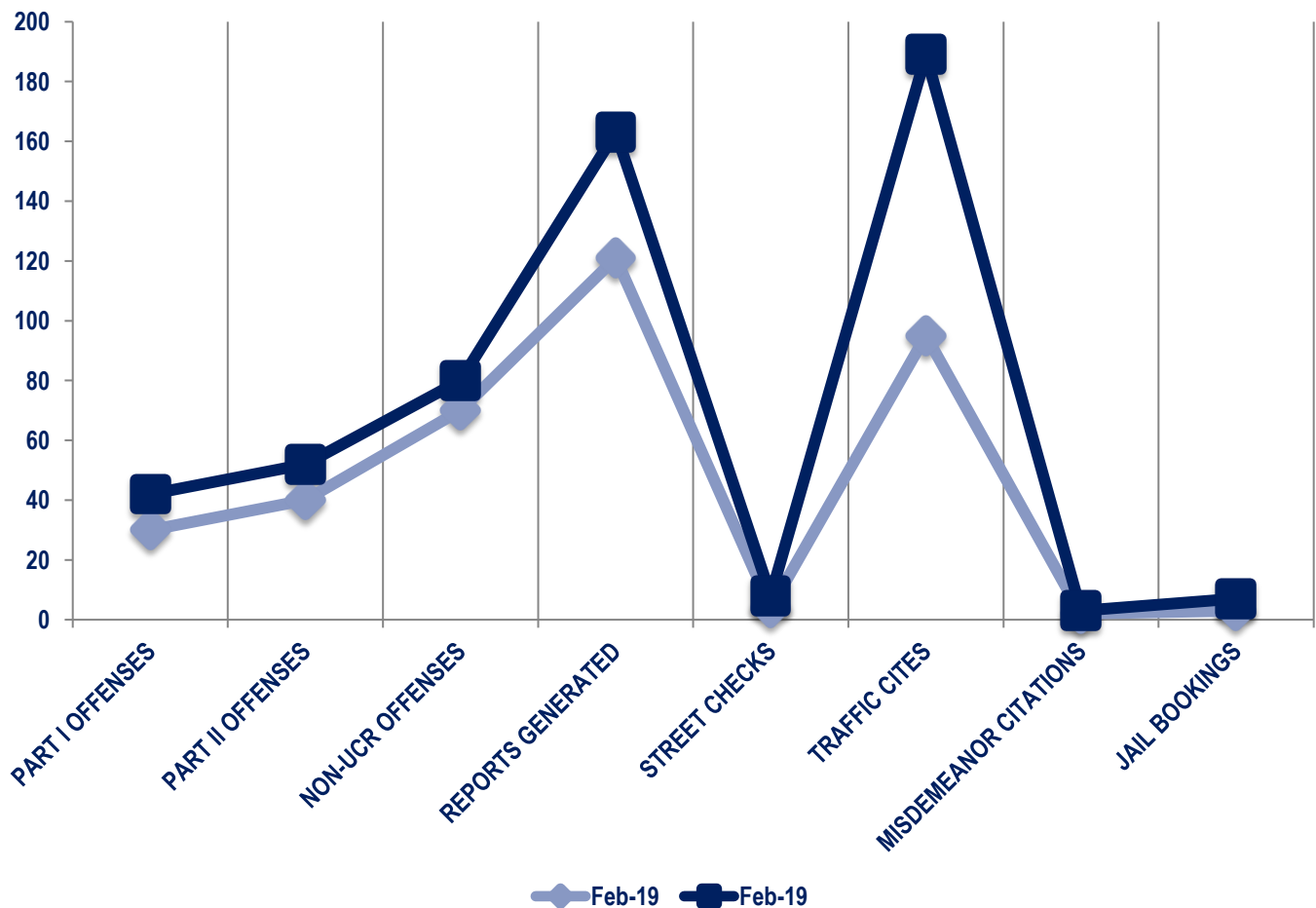


### Other Event Totals



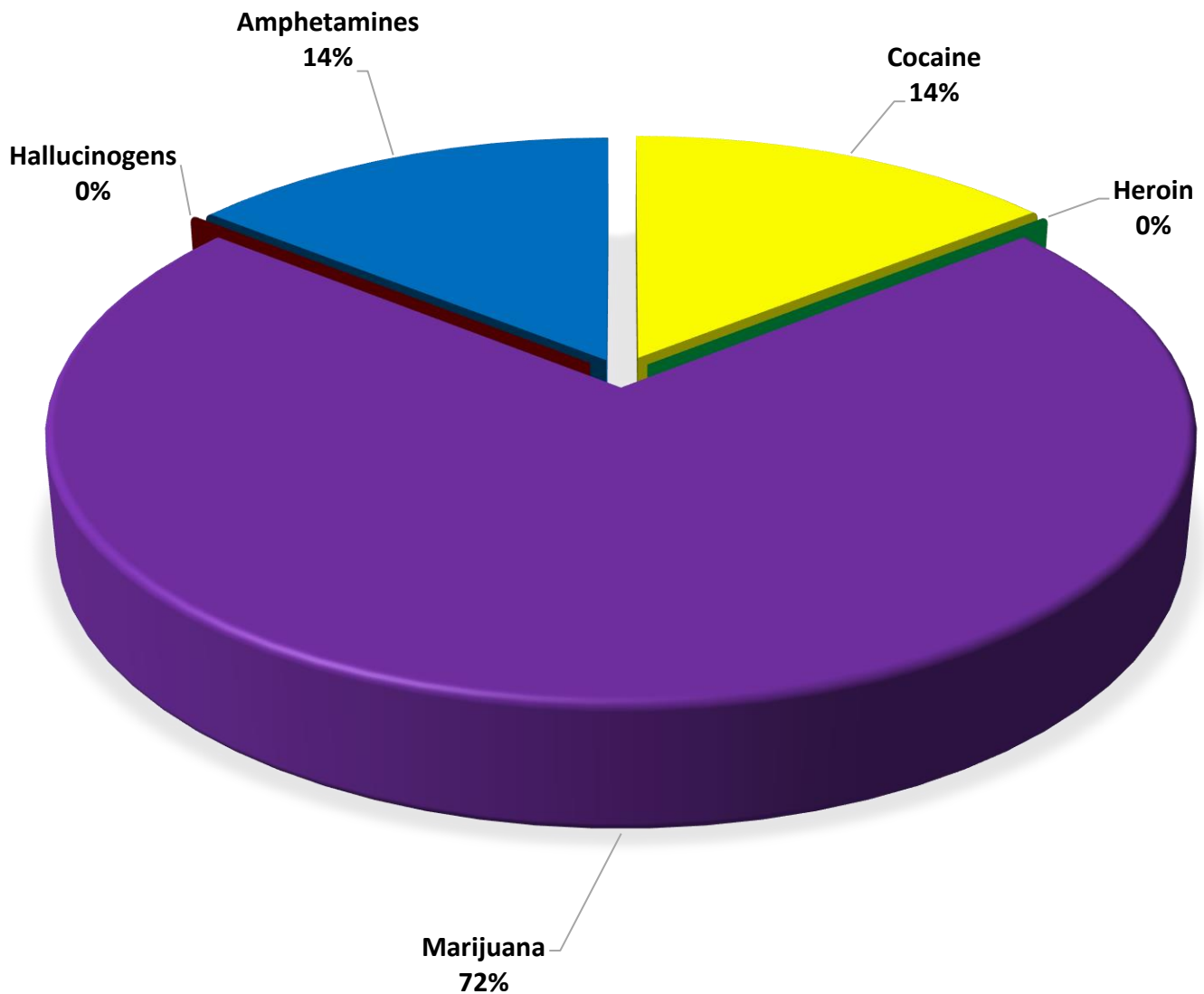
## Combined Offense/Event Trends

	FEB 2018	FEB 2019
<b>Part I Offenses</b>	30	42
<b>Part II Offenses</b>	40	52
<b>NonUCR Offenses</b>	70	80
<b>Reports Generated</b>	121	163
<b>Street Checks</b>	4	8
<b>Traffic Citations</b>	95	189
<b>Misdemeanor Citations</b>	2	3
<b>Jail Bookings</b>	3	7

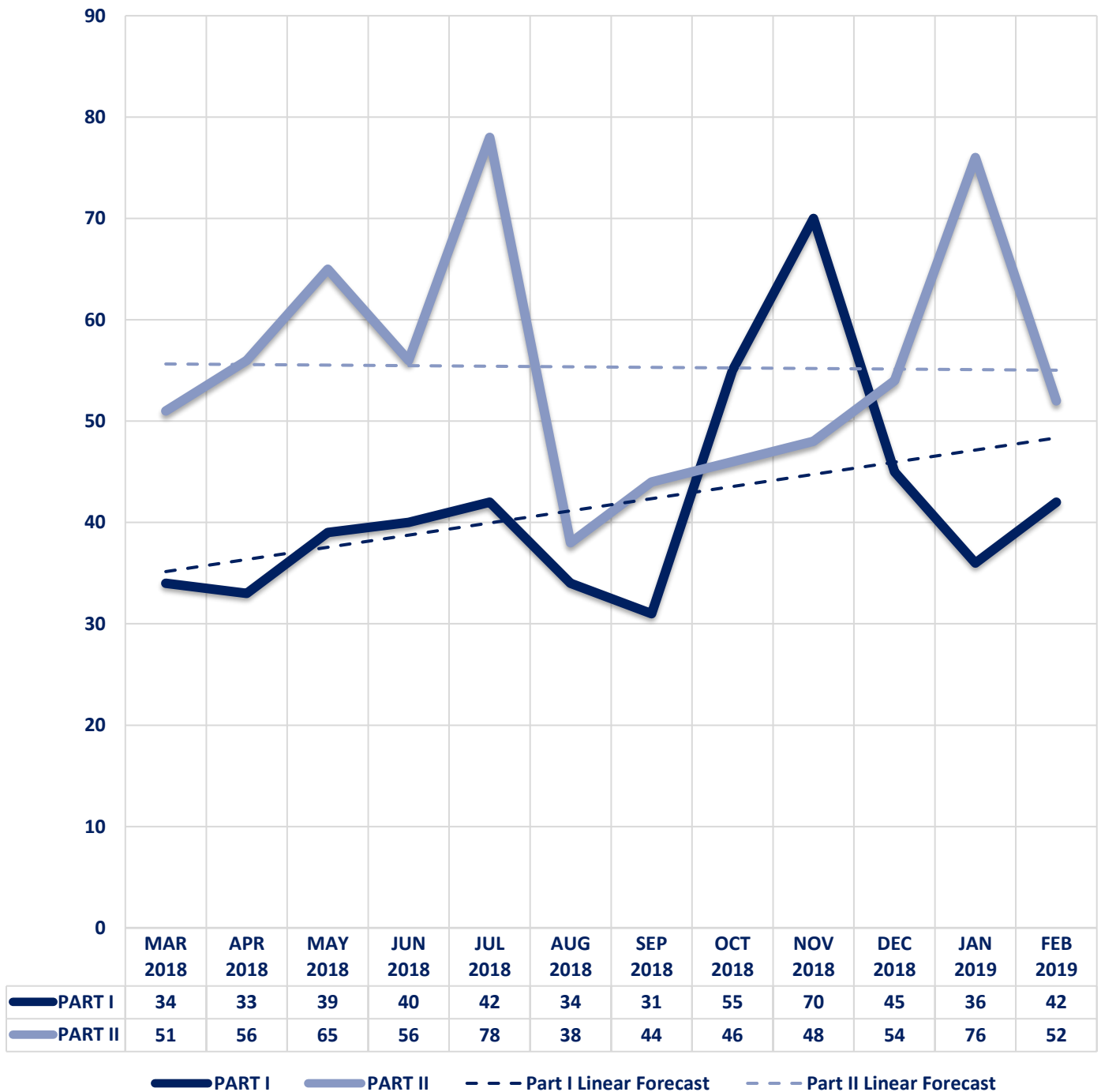


### Seized Drugs

TYPE	DOSES	STREET VALUE
Cocaine	4.0	\$ 40.00
Heroin	0.0	\$ -
Marijuana	20.0	\$ 119.94
Hallucinogens	0.0	\$ -
Amphetamines	4.0	\$ 40.00
<b>TOTAL</b>	<b>28.0</b>	<b>\$ 199.94</b>



### Part I & II Offenses - One Year





## CITY COUNCIL DISTRICT #6

### MONTHLY OFFENSE SUMMARY

**MARCH 2019**

These figures represent preliminary counts of original Police Incident Reports and include all offenses within the above listed City Council District only. Full statistical analysis to determine the confidence level of this data has not been performed. The results contained herein are approximate in relation to the listed area and may not fully coincide with data shown in other areas of SLCPD's Crime Statistics page such as Calls for Service, Crimes Trending, and Crime Reports due to and reflective of departmental procedures that were in place at the time the event occurred and the date this data was compiled. Results displayed are not distinguished as attempted or completed crimes, do not include other calls for police service, and only represent police service where a report was made. Police Incident Reports are classified by primary offense categories as defined by the Uniform Crime Reporting (UCR) system, however for this report all offenses are included, and each incident may have more than one offense listed on it. In cases where there is more than one offense listed, all offenses are counted individually. Although every reasonable verification effort is made, the accuracy of any data is subject to the constraints of the report generation process as well as the manner, format, and point in time of any query.

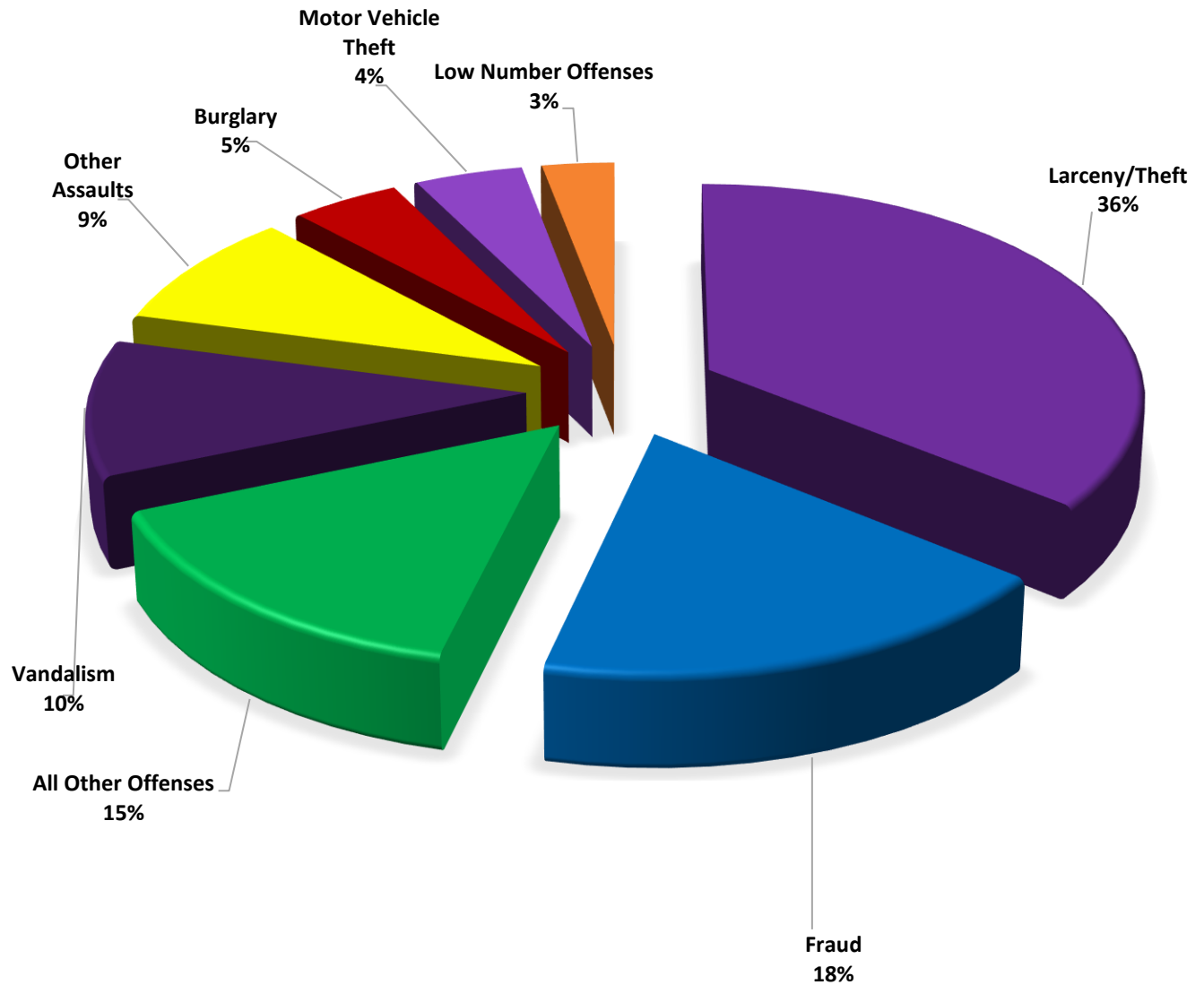
---

<b>PART I OFFENSES:</b>	Chosen by the FBI as Part I Offenses because they are serious crimes that occur with regularity in all areas of the country and are likely to be reported to Police.
<b>PART II OFFENSES:</b>	All other crimes other than the eight Part I Offenses. The Uniform Crime Reporting Program gathers only arrest data for Part II Offenses, however, SLCPD results displayed in this document display all Part II Offenses, regardless of the presence of arrest data.
<b>ALL OTHER OFFENSES:</b>	Under the Part II Offense section, 'All Other Offenses' include Peeping Tom, Trespass, Kidnap/Abduction, Pornography, Extortion/Blackmail, Bribery, Warrants, Sexual Offenses, Obstruction, Public Peace, and Hit & Run.
<b>NON-UCR OFFENSES:</b>	Non-UCR Offenses include reports for all other offenses not classified as a Part I or Part II Offense. Results displayed separate some of these offenses such as Ambulance Calls, Deaths, Missing Persons, Suicides, Suspicious Activity, and Traffic Accidents.
<b>ALL OTHER NON-UCR:</b>	Under the Non-UCR category, 'All Other' include the remainder of offenses not classified as Part I or Part II and not separated from the Non-UCR Offenses. These include things such as Loud Parties, Barking Dogs, Mentally Ill Subjects, Citizen Assistance, etc.
<b>LOW NUMBER OFFENSES:</b>	On page two, in the interest of space and allowing for easier viewing, the category titled 'Low Number Offenses' include Part I and Part II Offenses from page one that have totals under the amount of 2.

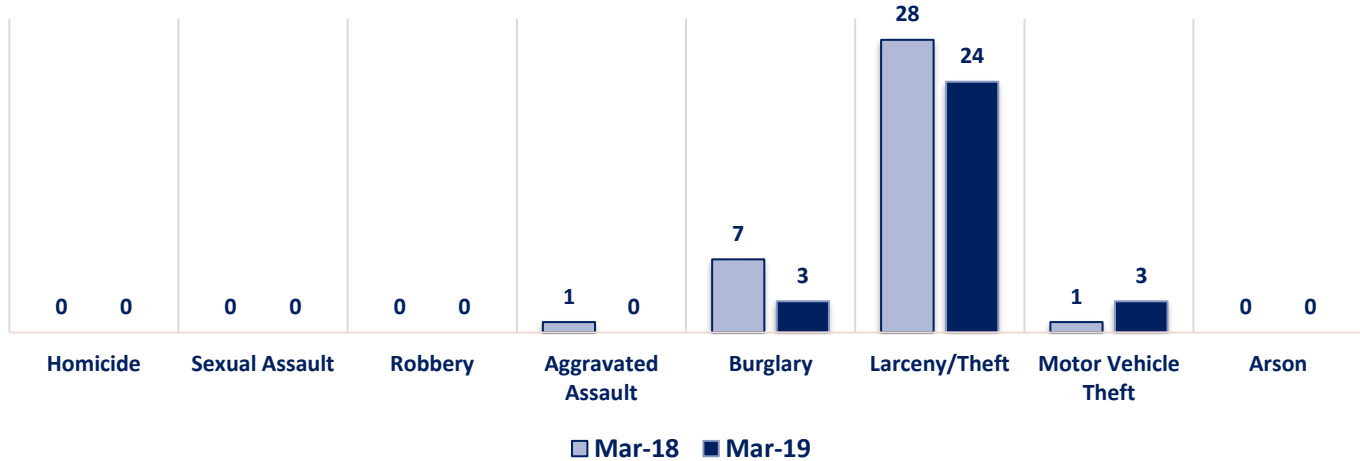
## Offenses

PART I OFFENSES	OFFENSE	MAR 18	MAR 19	OFFENSE	MAR 18	MAR 19	PART II OFFENSES
	Homicide	0	0	Other Assaults	4	6	
	Sexual Assault	0	0	Forgery/Counterfeit	1	1	
	Robbery	0	0	Fraud	11	12	
	Aggravated Assault	1	0	Embezzlement	0	0	
	Burglary	7	3	Stolen Property	1	0	
	Larceny/Theft	28	24	Vandalism	6	7	
	Motor Vehicle Theft	1	3	Weapons	0	0	
NON-UCR OFFENSES	Arson	0	0	Prostitution	0	0	
	<b>PART I TOTALS</b>	<b>37</b>	<b>30</b>	Sex Offenses	2	1	
	Ambulance Calls	2	6	Drug Abuse	4	0	
	Deaths	1	0	Gambling	0	0	
	Missing Persons	0	1	Family Offenses	5	2	
	Suicides	0	0	DUI	1	1	
	Suspicious Activity	8	7	Liquor Laws	1	0	
	Traffic Accidents	20	33	Drunkenness	4	1	
TOTALS	All Other	39	33	Disorderly Conduct	1	2	
	<b>NON-UCR TOTALS</b>	<b>70</b>	<b>80</b>	All Other Offenses	20	10	
	<b>PART I OFFENSES</b>	<b>37</b>	<b>30</b>	Curfew/Loitering	0	0	
	<b>PART II OFFENSES</b>	<b>62</b>	<b>44</b>	Runaway	1	1	
	<b>NON-UCR OFFENSES</b>	<b>70</b>	<b>80</b>	<b>PART II TOTALS</b>	<b>62</b>	<b>44</b>	
	<b>TOTAL</b>	<b>169</b>	<b>154</b>				

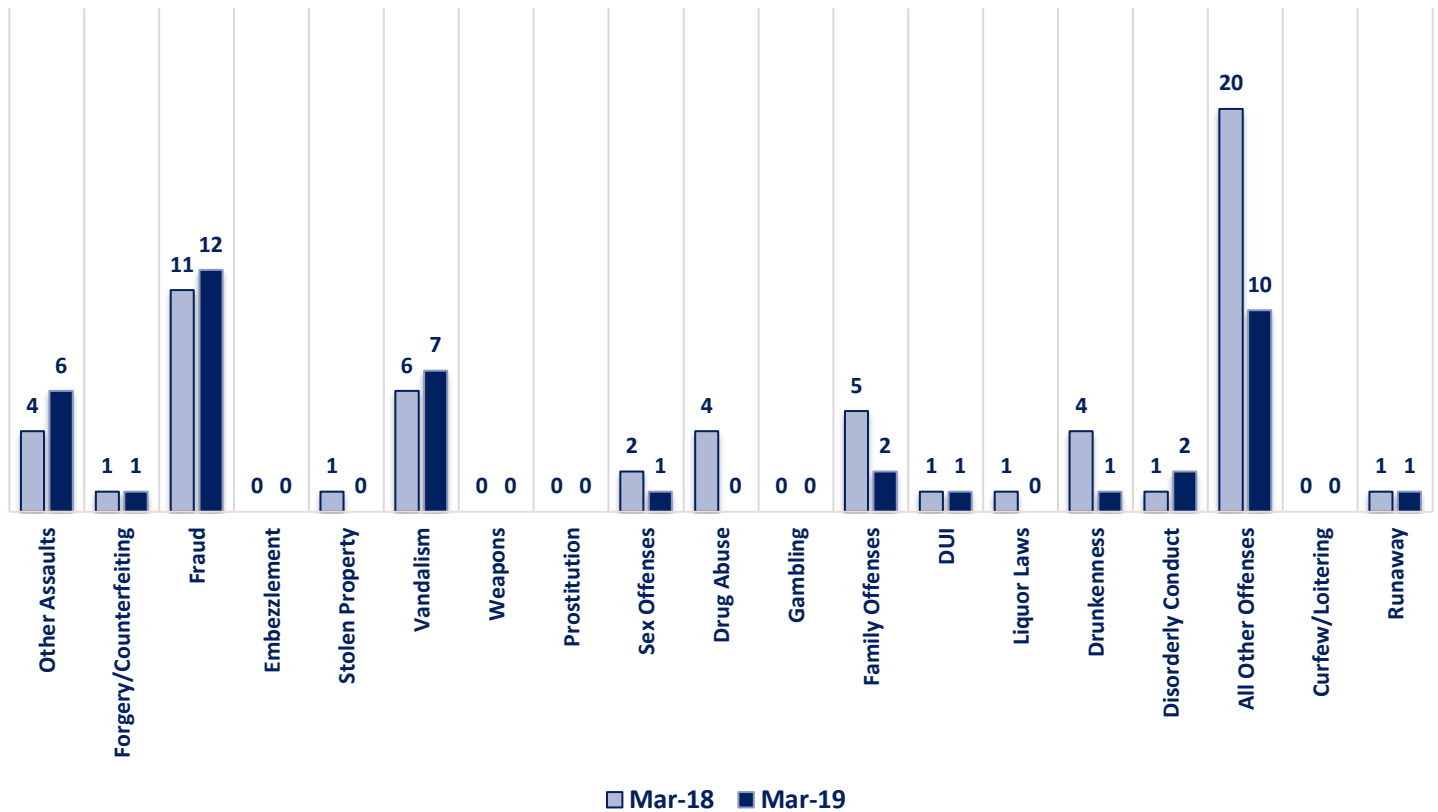
### MARCH 2019- PART I & II OFFENSE PERCENTAGES



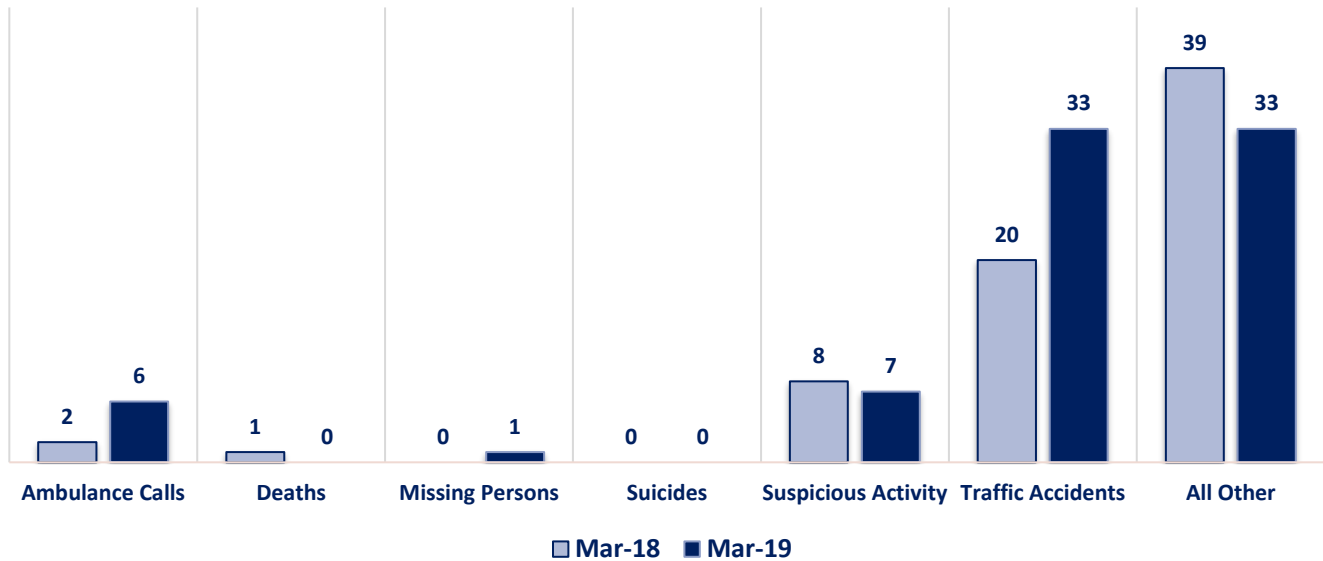
### Part I Offenses



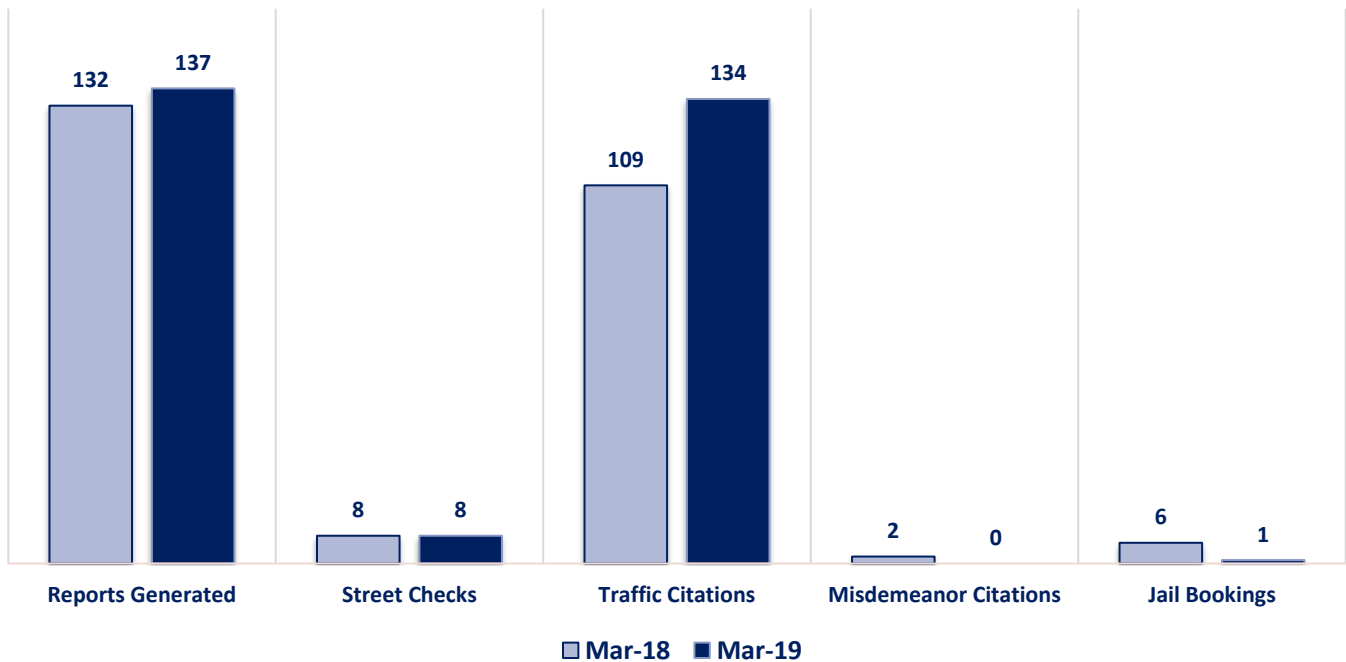
### Part II Offenses



### Non-UCR Offenses

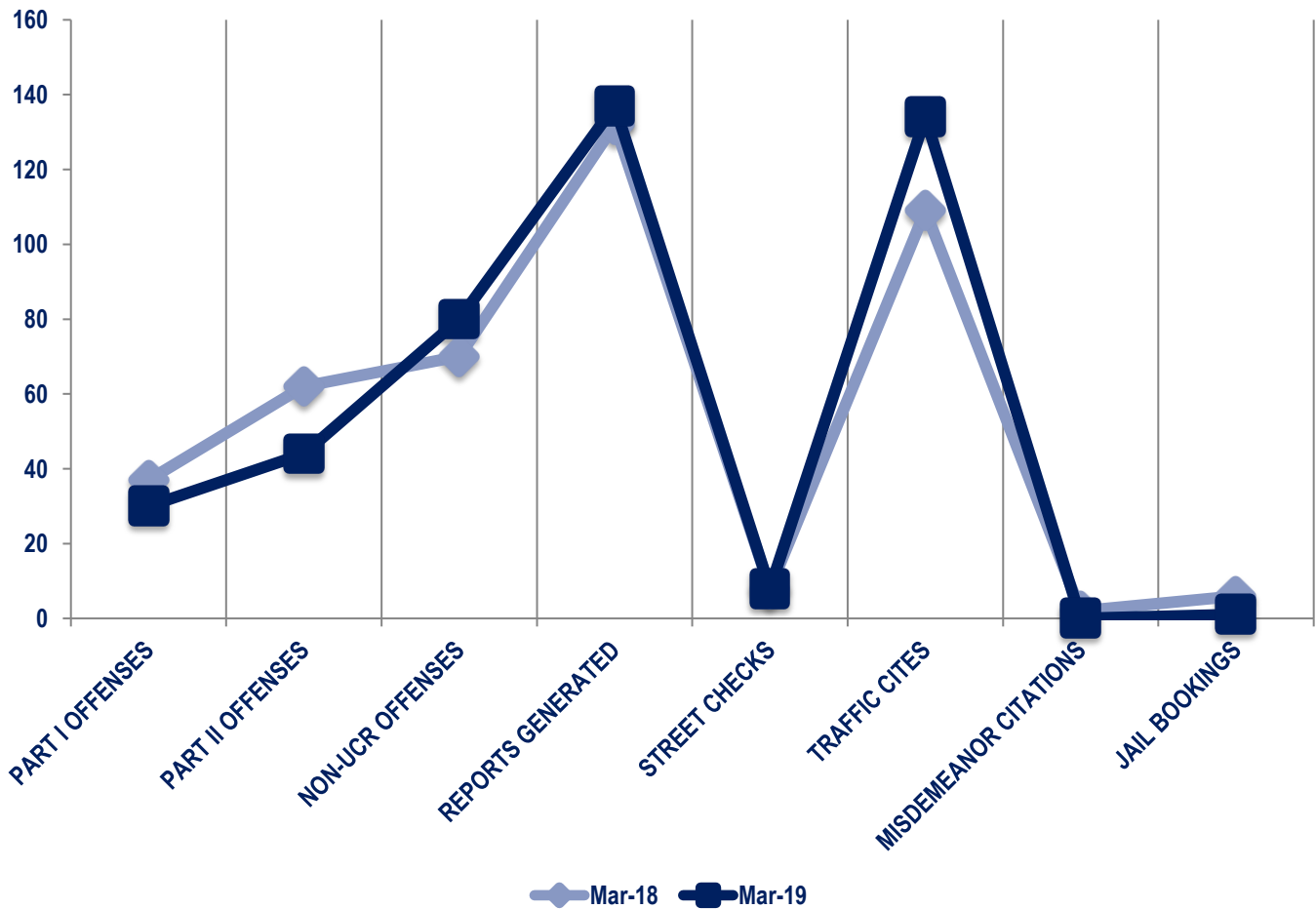


### Other Event Totals



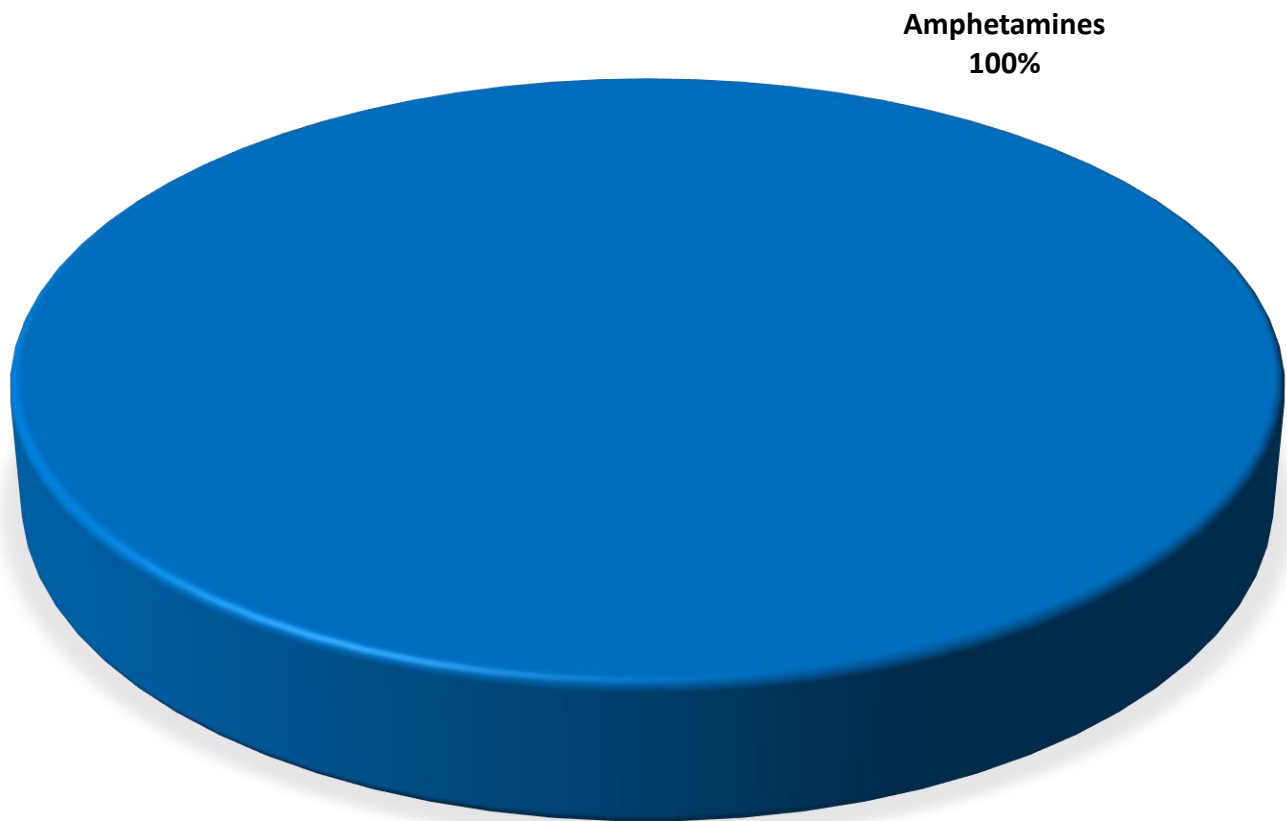
### Combined Offense/Event Trends

	MARCH 2018	MARCH 2019
<b>Part I Offenses</b>	37	30
<b>Part II Offenses</b>	62	44
<b>NonUCR Offenses</b>	70	80
<b>Reports Generated</b>	132	137
<b>Street Checks</b>	8	8
<b>Traffic Citations</b>	109	134
<b>Misdemeanor Citations</b>	2	0
<b>Jail Bookings</b>	6	1

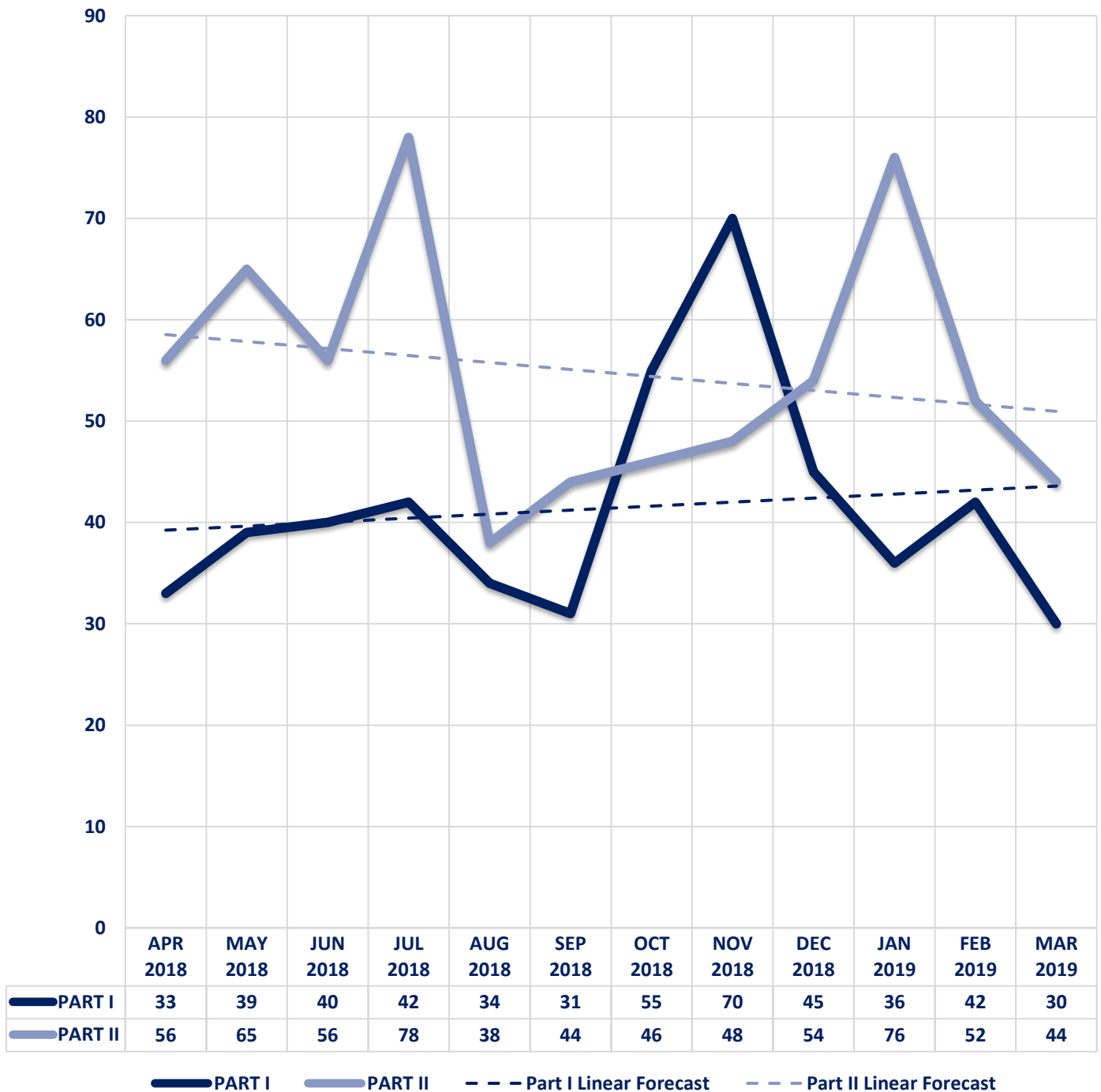


### Seized Drugs

TYPE	DOSES	STREET VALUE
Cocaine	0.0	\$ -
Heroin	0.0	\$ -
Marijuana	0.0	\$ -
Hallucinogens	0.0	\$ -
Amphetamines	90.0	\$ 900.00
<b>TOTAL</b>	<b>90.0</b>	<b>\$ 900.00</b>



### Part I & II Offenses - One Year





## CITY COUNCIL DISTRICT #6

### MONTHLY OFFENSE SUMMARY

APRIL 2019

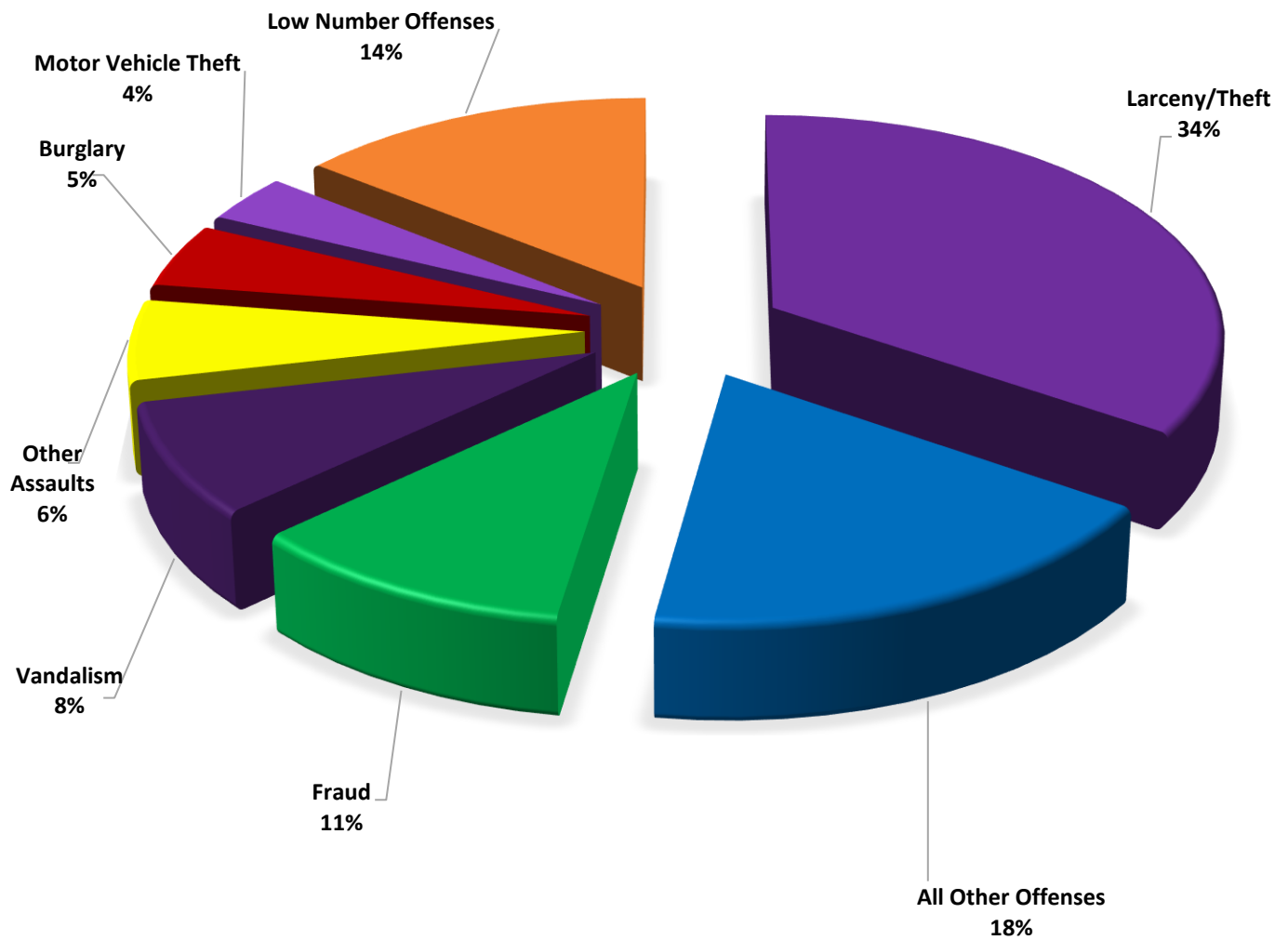
These figures represent preliminary counts of original Police Incident Reports and include all offenses within the above listed City Council District only. Full statistical analysis to determine the confidence level of this data has not been performed. The results contained herein are approximate in relation to the listed area and may not fully coincide with data shown in other areas of SLCPD's Crime Statistics page such as Calls for Service, Crimes Trending, and Crime Reports due to and reflective of departmental procedures that were in place at the time the event occurred and the date this data was compiled. Results displayed are not distinguished as attempted or completed crimes, do not include other calls for police service, and only represent police service where a report was made. Police Incident Reports are classified by primary offense categories as defined by the Uniform Crime Reporting (UCR) system, however for this report all offenses are included, and each incident may have more than one offense listed on it. In cases where there is more than one offense listed, all offenses are counted individually. Although every reasonable verification effort is made, the accuracy of any data is subject to the constraints of the report generation process as well as the manner, format, and point in time of any query.

<b>PART I OFFENSES:</b>	Chosen by the FBI as Part I Offenses because they are serious crimes that occur with regularity in all areas of the country and are likely to be reported to Police.
<b>PART II OFFENSES:</b>	All other crimes other than the eight Part I Offenses. The Uniform Crime Reporting Program gathers only arrest data for Part II Offenses, however, SLCPD results displayed in this document display all Part II Offenses, regardless of the presence of arrest data.
<b>ALL OTHER OFFENSES:</b>	Under the Part II Offense section, 'All Other Offenses' include Peeping Tom, Trespass, Kidnap/Abduction, Pornography, Extortion/Blackmail, Bribery, Warrants, Sexual Offenses, Obstruction, Public Peace, and Hit & Run.
<b>NON-UCR OFFENSES:</b>	Non-UCR Offenses include reports for all other offenses not classified as a Part I or Part II Offense. Results displayed separate some of these offenses such as Ambulance Calls, Deaths, Missing Persons, Suicides, Suspicious Activity, and Traffic Accidents.
<b>ALL OTHER NON-UCR:</b>	Under the Non-UCR category, 'All Other' include the remainder of offenses not classified as Part I or Part II and not separated from the Non-UCR Offenses. These include things such as Loud Parties, Barking Dogs, Mentally Ill Subjects, Citizen Assistance, etc.
<b>LOW NUMBER OFFENSES:</b>	On page two, in the interest of space and allowing for easier viewing, the category titled 'Low Number Offenses' include Part I and Part II Offenses from page one that have totals under the amount of 3.

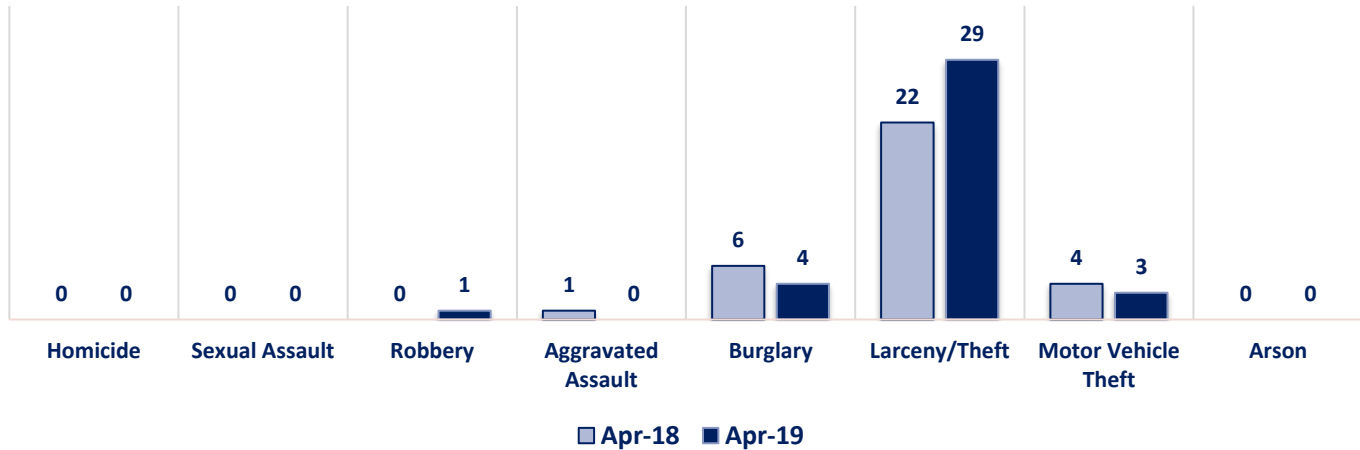
## Offenses

PART I OFFENSES	OFFENSE	APR 18	APR 19	OFFENSE	APR 18	APR 19	PART II OFFENSES
	Homicide	0	0	Other Assaults	5	5	
	Sexual Assault	0	0	Forgery/Counterfeit	1	0	
	Robbery	0	1	Fraud	10	9	
	Aggravated Assault	1	0	Embezzlement	0	0	
	Burglary	6	4	Stolen Property	0	1	
	Larceny/Theft	22	29	Vandalism	9	7	
	Motor Vehicle Theft	4	3	Weapons	0	0	
NON-UCR OFFENSES	Arson	0	0	Prostitution	0	0	
	<b>PART I TOTALS</b>	<b>33</b>	<b>37</b>	Sex Offenses	0	0	
	Ambulance Calls	3	6	Drug Abuse	4	1	
	Deaths	0	1	Gambling	0	0	
	Missing Persons	3	0	Family Offenses	6	3	
	Suicides	0	1	DUI	2	3	
	Suspicious Activity	4	6	Liquor Laws	1	0	
	Traffic Accidents	23	22	Drunkenness	2	0	
TOTALS	All Other	33	39	Disorderly Conduct	1	3	
	<b>NON-UCR TOTALS</b>	<b>66</b>	<b>75</b>	All Other Offenses	15	15	
	<b>PART I OFFENSES</b>	<b>33</b>	<b>37</b>	Curfew/Loitering	0	0	
	<b>PART II OFFENSES</b>	<b>58</b>	<b>47</b>	Runaway	2	0	
	<b>NON-UCR OFFENSES</b>	<b>66</b>	<b>75</b>	<b>PART II TOTALS</b>	<b>58</b>	<b>47</b>	
	<b>TOTAL</b>	<b>157</b>	<b>159</b>				

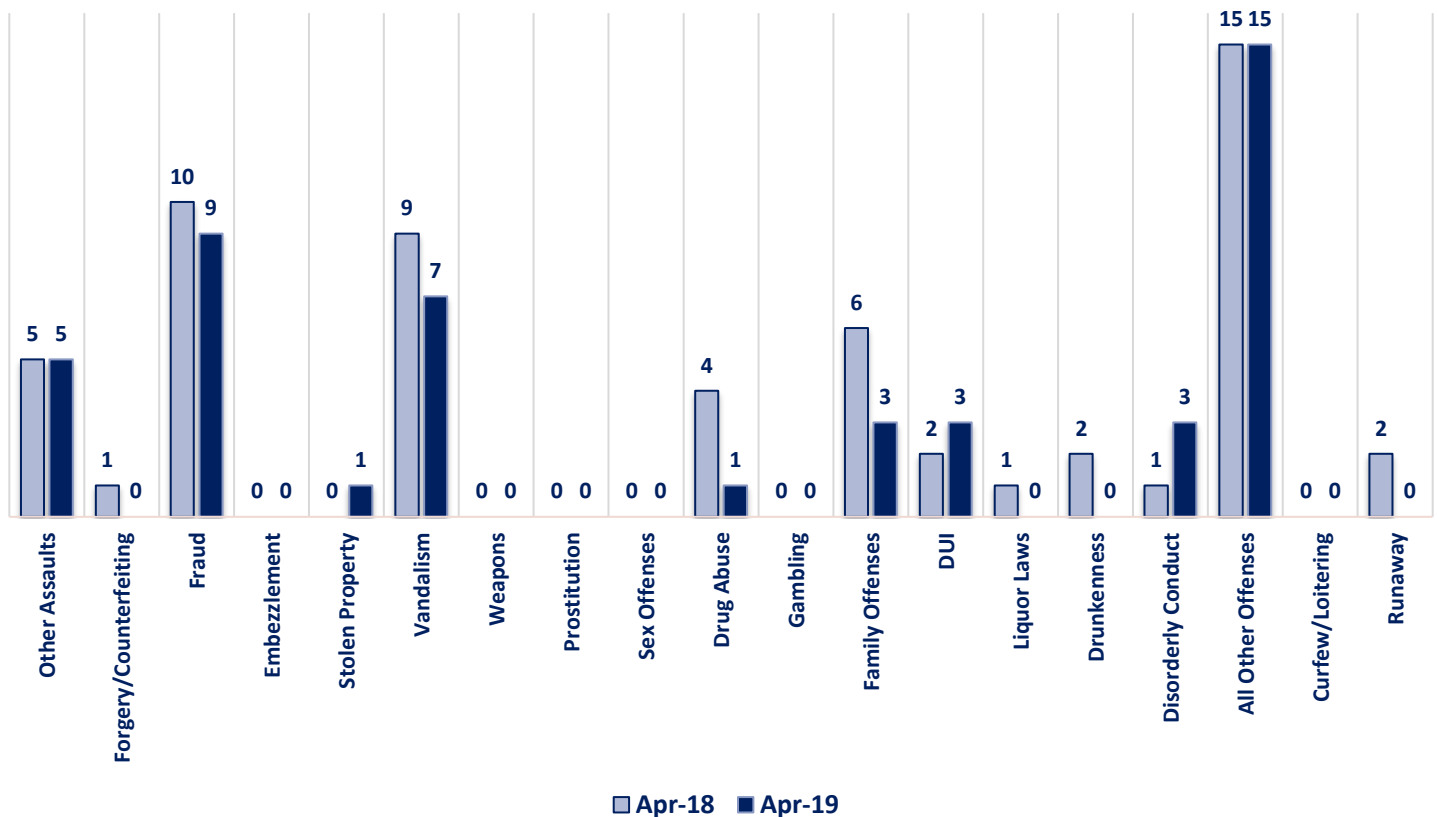
**APRIL 2019 - PART I & II OFFENSE PERCENTAGES**



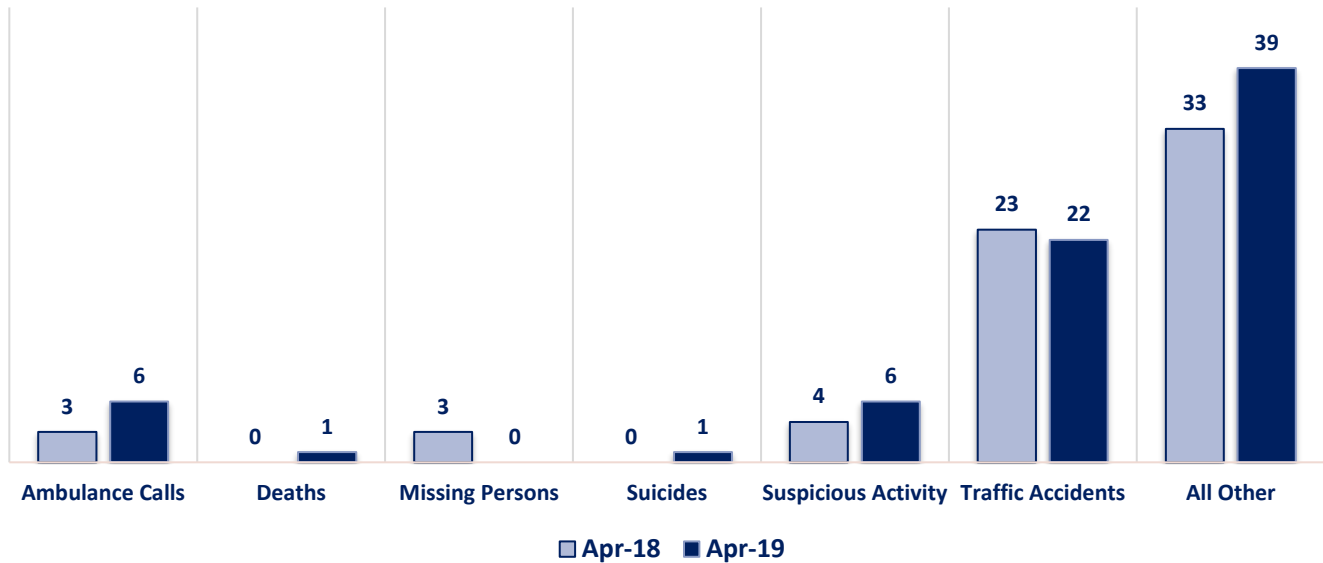
### Part I Offenses



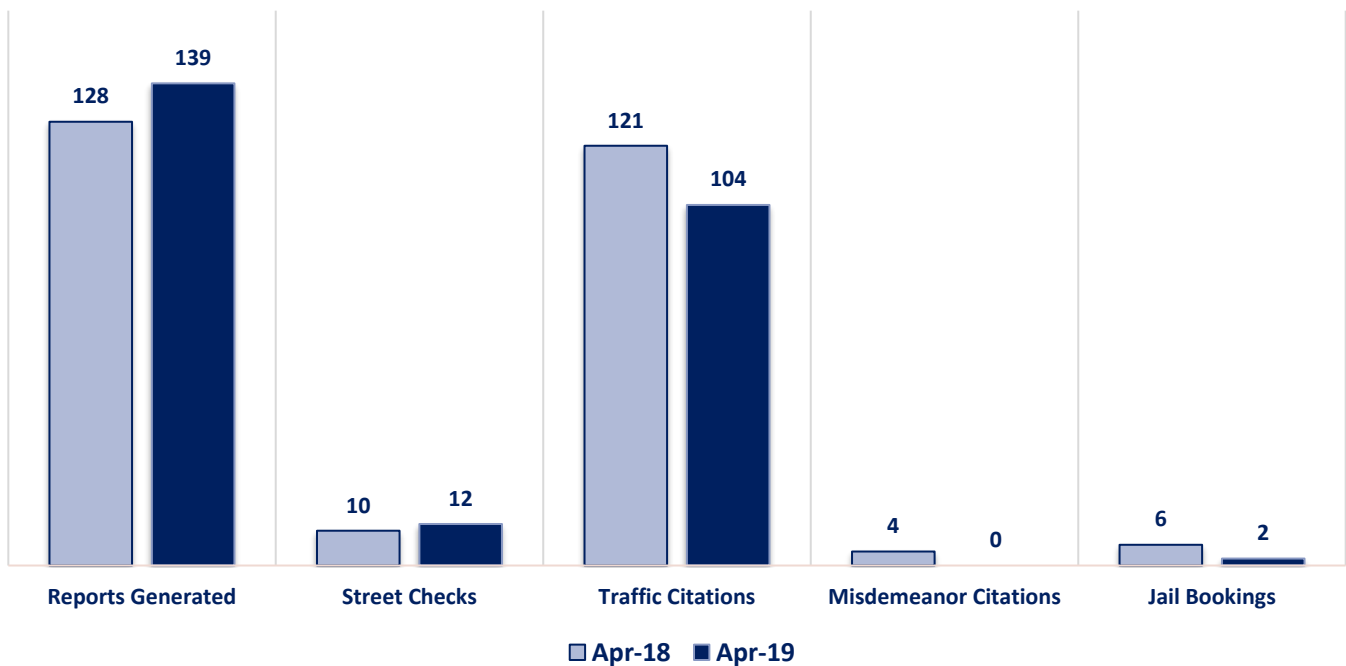
### Part II Offenses



### Non-UCR Offenses

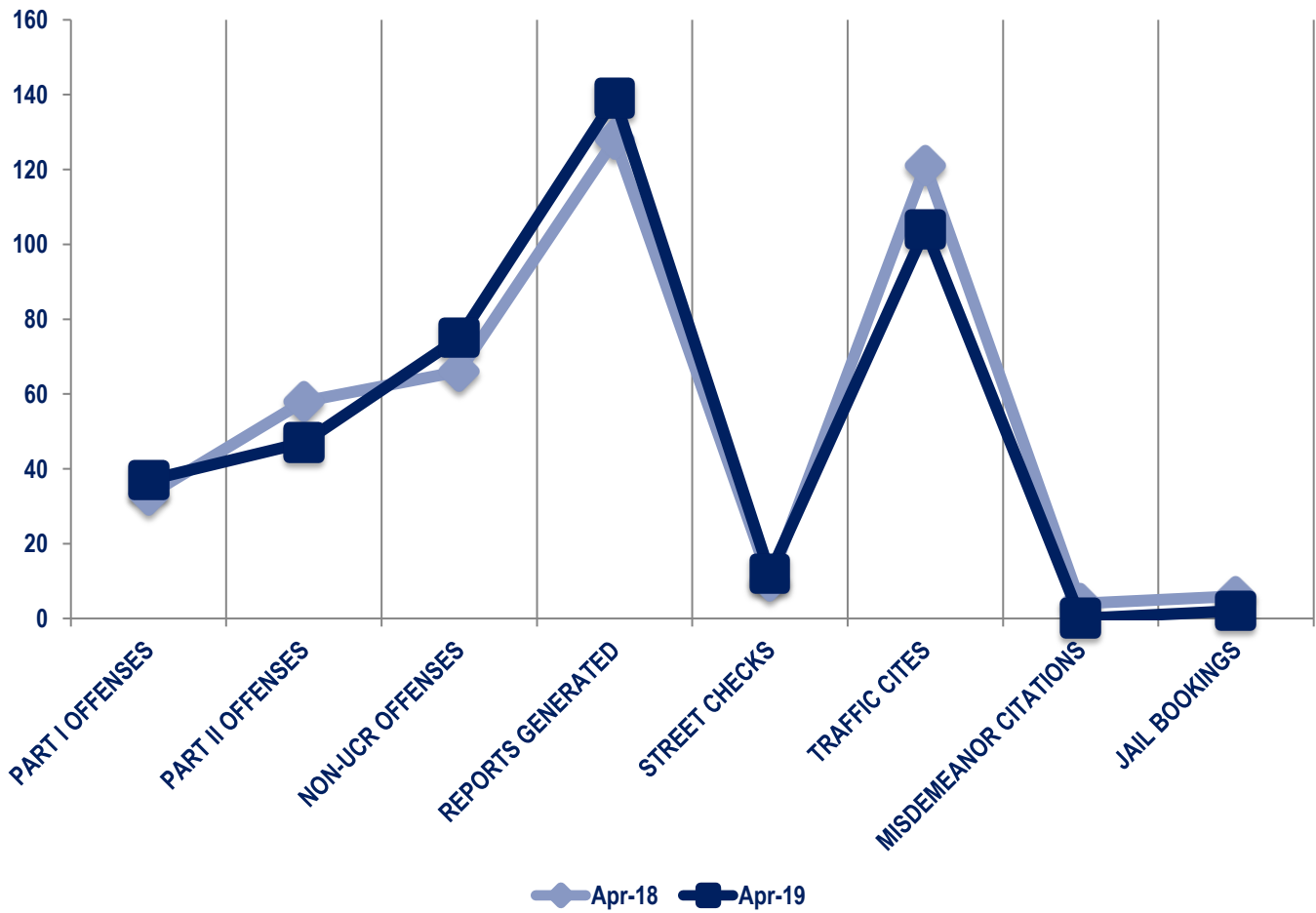


### Other Event Totals



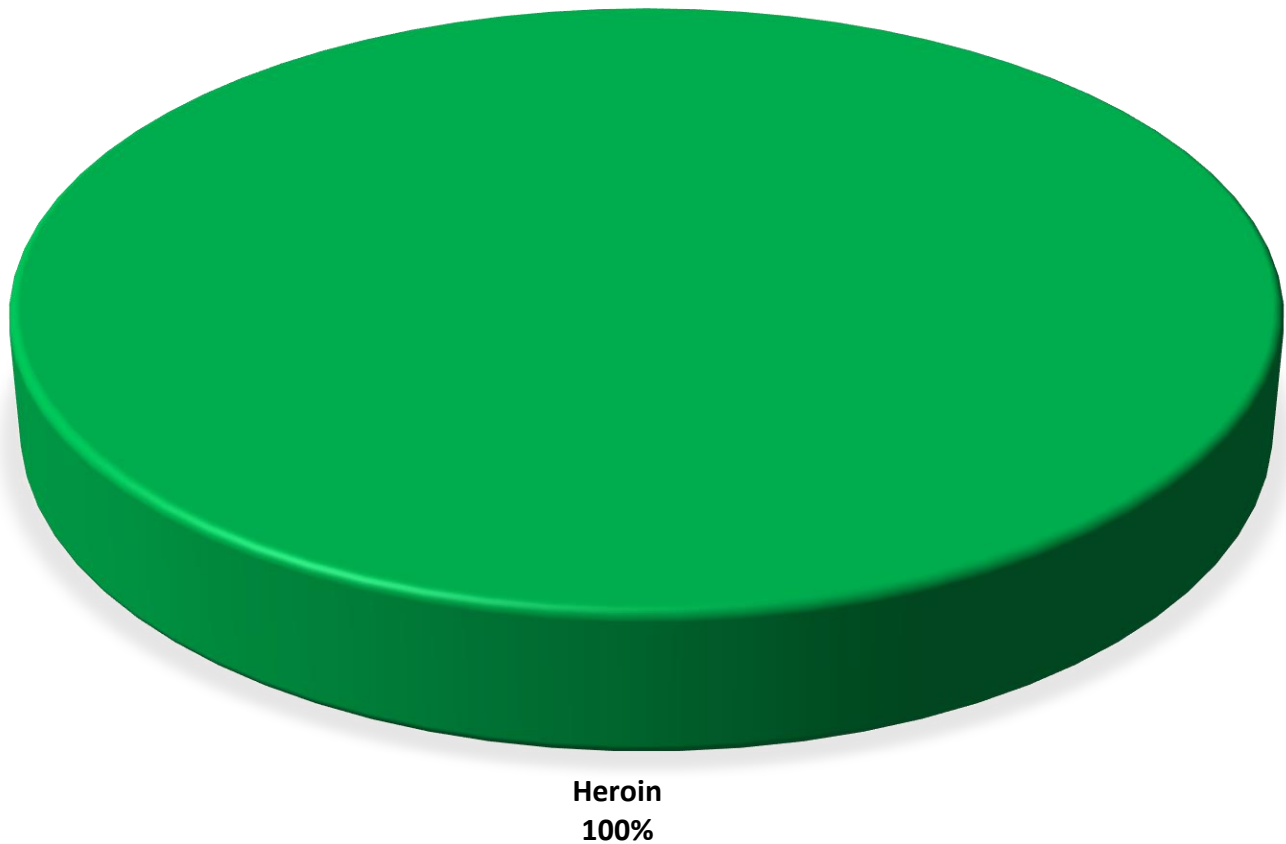
### Combined Offense/Event Trends

	APR 2018	APR 2019
<b>Part I Offenses</b>	33	37
<b>Part II Offenses</b>	58	47
<b>NonUCR Offenses</b>	66	75
<b>Reports Generated</b>	128	139
<b>Street Checks</b>	10	12
<b>Traffic Citations</b>	121	104
<b>Misdemeanor Citations</b>	4	0
<b>Jail Bookings</b>	6	2

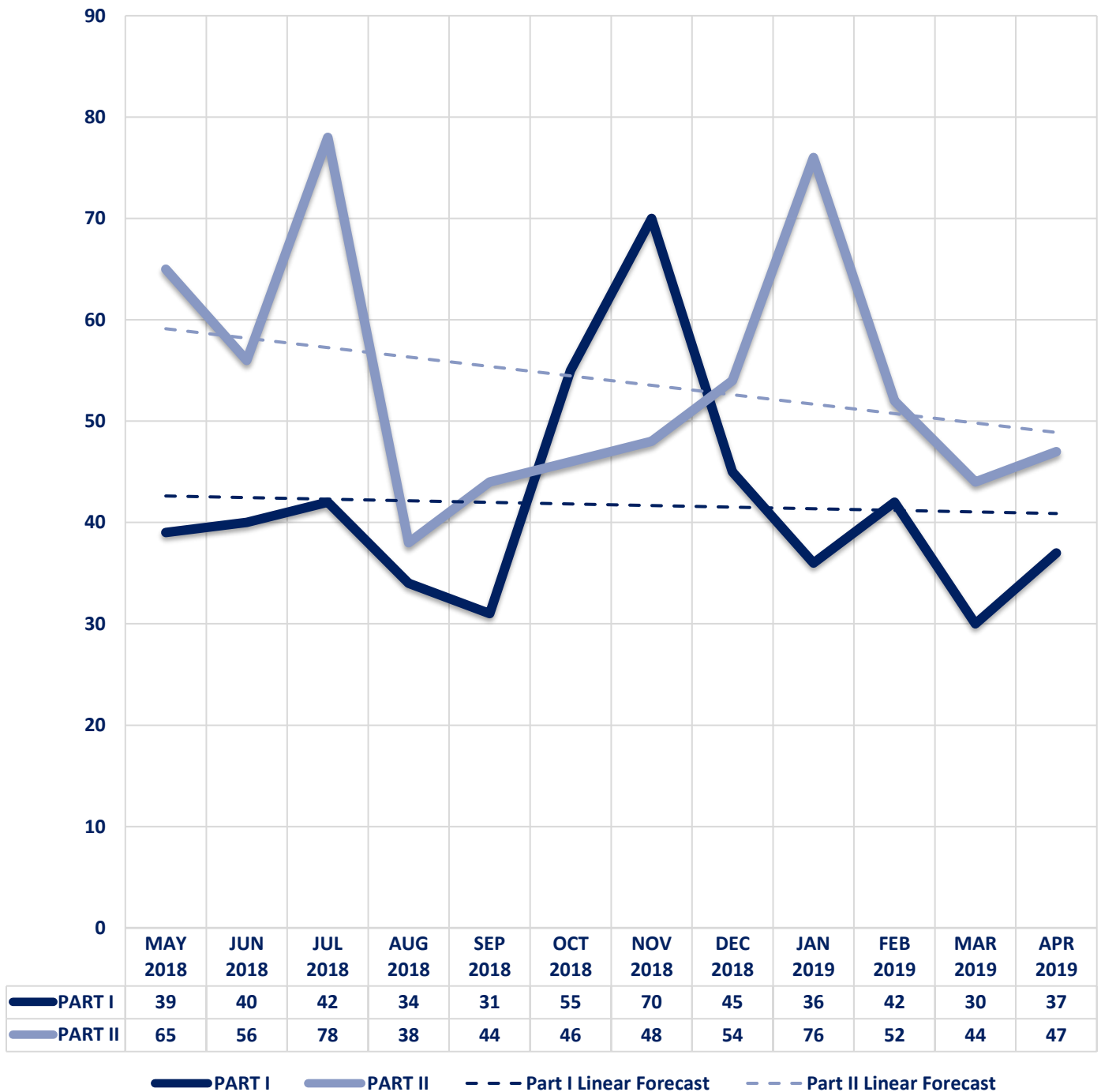


### Seized Drugs

TYPE	DOSES	STREET VALUE
Cocaine	0.0	\$ -
Heroin	10.0	\$ 100.00
Marijuana	0.0	\$ -
Hallucinogens	0.0	\$ -
Amphetamines	0.0	\$ -
<b>TOTAL</b>	<b>10.0</b>	<b>\$ 100.00</b>



### Part I & II Offenses - One Year





## CITY COUNCIL DISTRICT #6 MONTHLY OFFENSE SUMMARY

**MAY 2019**

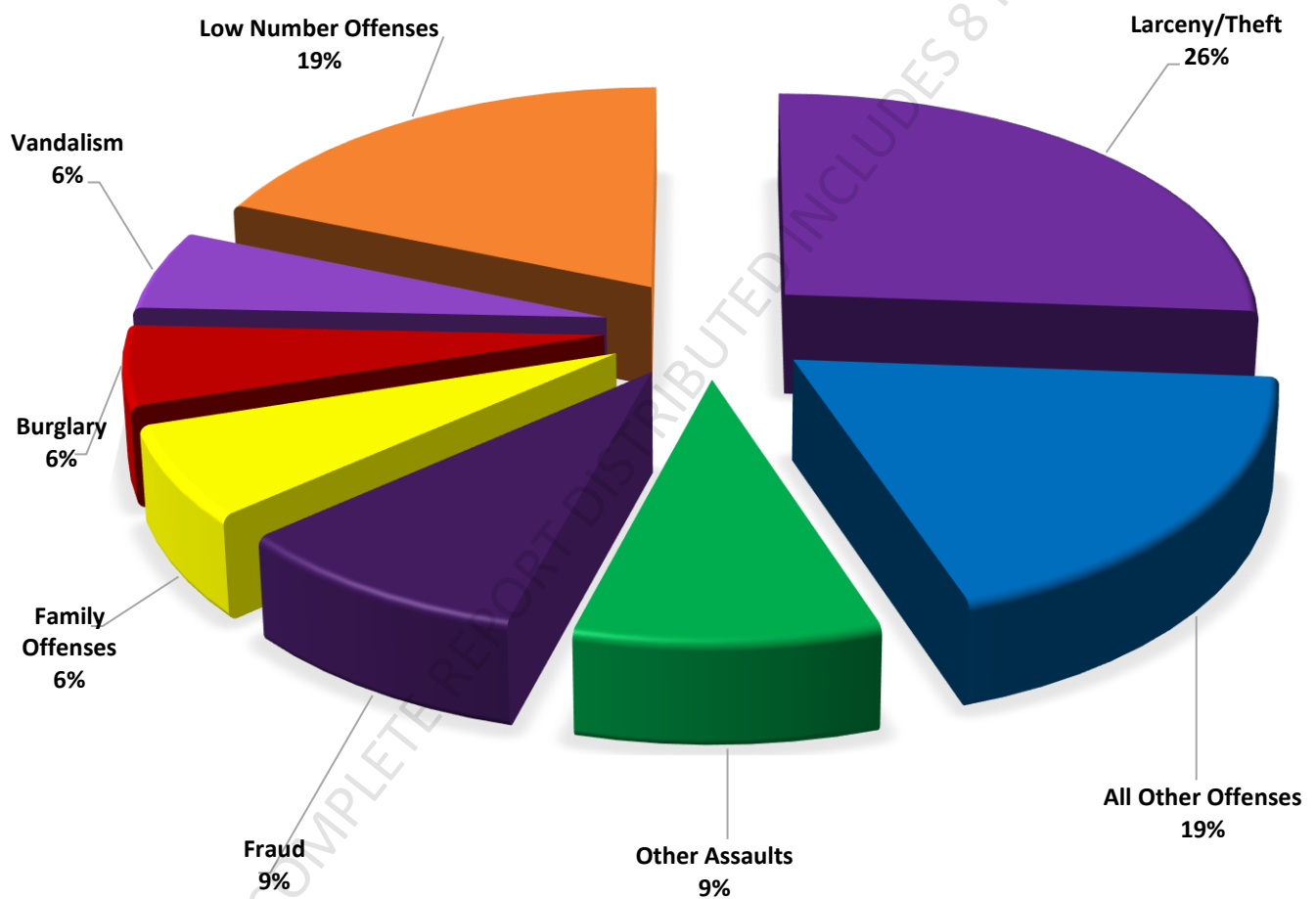
These figures represent preliminary counts of original Police Incident Reports and include all offenses within the above listed City Council District only. Full statistical analysis to determine the confidence level of this data has not been performed. The results contained herein are approximate in relation to the listed area and may not fully coincide with data shown in other areas of SLCPD's Crime Statistics page such as Calls for Service, Crimes Trending, and Crime Reports due to and reflective of departmental procedures that were in place at the time the event occurred and the date this data was compiled. Results displayed are not distinguished as attempted or completed crimes, do not include other calls for police service, and only represent police service where a report was made. Police Incident Reports are classified by primary offense categories as defined by the Uniform Crime Reporting (UCR) system, however for this report all offenses are included, and each incident may have more than one offense listed on it. In cases where there is more than one offense listed, all offenses are counted individually. Although every reasonable verification effort is made, the accuracy of any data is subject to the constraints of the report generation process as well as the manner, format, and point in time of any query.

<b>PART I OFFENSES:</b>	Chosen by the FBI as Part I Offenses because they are serious crimes that occur with regularity in all areas of the country and are likely to be reported to Police.
<b>PART II OFFENSES:</b>	All other crimes other than the eight Part I Offenses. The Uniform Crime Reporting Program gathers only arrest data for Part II Offenses, however, SLCPD results displayed in this document display all Part II Offenses, regardless of the presence of arrest data.
<b>ALL OTHER OFFENSES:</b>	Under the Part II Offense section, 'All Other Offenses' include Peeping Tom, Trespass, Kidnap/Abduction, Pornography, Extortion/Blackmail, Bribery, Warrants, Sexual Offenses, Obstruction, Public Peace, and Hit & Run.
<b>NON-UCR OFFENSES:</b>	Non-UCR Offenses include reports for all other offenses not classified as a Part I or Part II Offense. Results displayed separate some of these offenses such as Ambulance Calls, Deaths, Missing Persons, Suicides, Suspicious Activity, and Traffic Accidents.
<b>ALL OTHER NON-UCR:</b>	Under the Non-UCR category, 'All Other' include the remainder of offenses not classified as Part I or Part II and not separated from the Non-UCR Offenses. These include things such as Loud Parties, Barking Dogs, Mentally Ill Subjects, Citizen Assistance, etc.
<b>LOW NUMBER OFFENSES:</b>	On page two, in the interest of space and allowing for easier viewing, the category titled 'Low Number Offenses' include Part I and Part II Offenses from page one that have totals under the amount of 6.

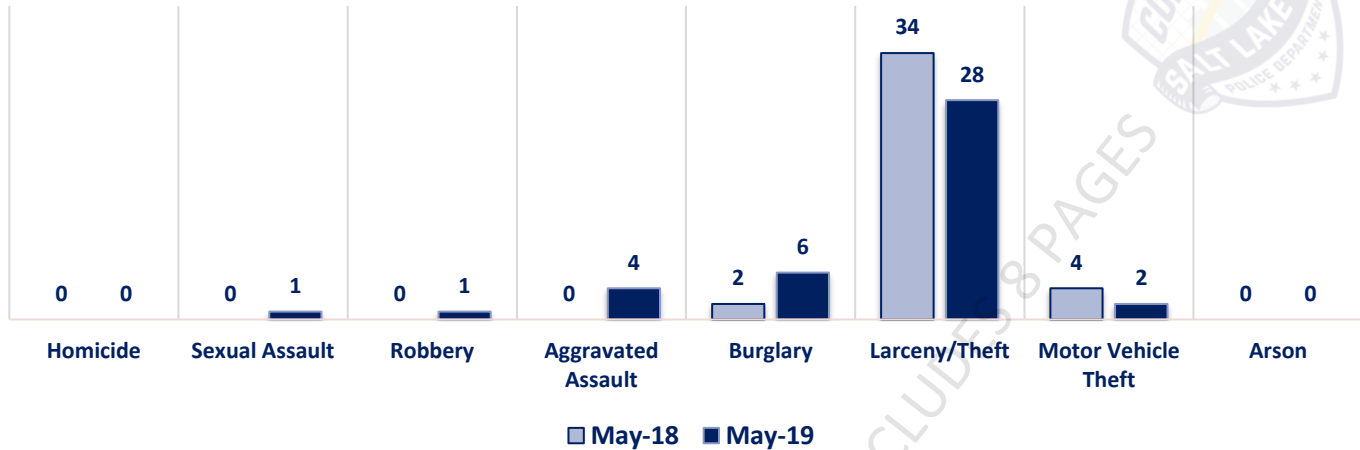
## Offenses

	PART I OFFENSES				PART II OFFENSES		
	OFFENSE	MAY 18	MAY 19		OFFENSE	MAY 18	MAY 19
	Homicide	0	0		Other Assaults	10	10
	Sexual Assault	0	1		Forgery/Counterfeit	2	0
	Robbery	0	1		Fraud	14	10
	Aggravated Assault	0	4		Embezzlement	0	0
	Burglary	2	6		Stolen Property	0	0
	Larceny/Theft	34	28		Vandalism	26	6
	Motor Vehicle Theft	4	2		Weapons	0	1
	Arson	0	0		Prostitution	0	0
	<b>PART I TOTALS</b>	<b>40</b>	<b>42</b>		Sex Offenses	0	1
	Ambulance Calls	2	1		Drug Abuse	0	2
	Deaths	0	0		Gambling	0	0
	Missing Persons	1	3		Family Offenses	3	7
	Suicides	0	0		DUI	0	0
	Suspicious Activity	6	10		Liquor Laws	1	1
	Traffic Accidents	25	27		Drunkenness	1	0
	All Other	39	32		Disorderly Conduct	2	6
	<b>NON-UCR TOTALS</b>	<b>73</b>	<b>73</b>		All Other Offenses	7	20
	<b>PART I OFFENSES</b>	<b>40</b>	<b>42</b>		Curfew/Loitering	0	0
	<b>PART II OFFENSES</b>	<b>66</b>	<b>65</b>		Runaway	0	1
	<b>NON-UCR OFFENSES</b>	<b>73</b>	<b>73</b>		<b>PART II TOTALS</b>	<b>66</b>	<b>65</b>
	<b>TOTAL</b>	<b>179</b>	<b>180</b>				

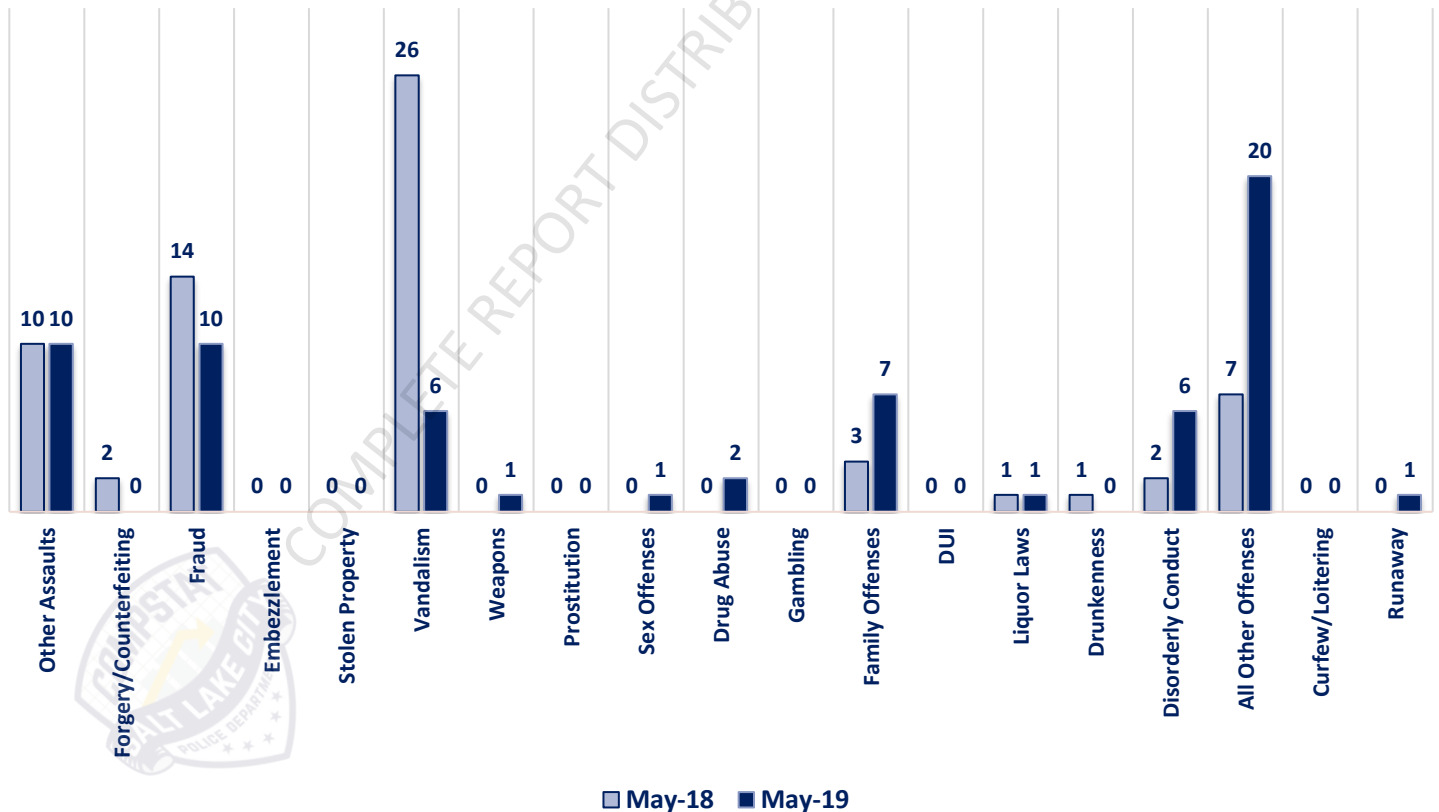
**MAY 2019- PART I & II OFFENSE PERCENTAGES**



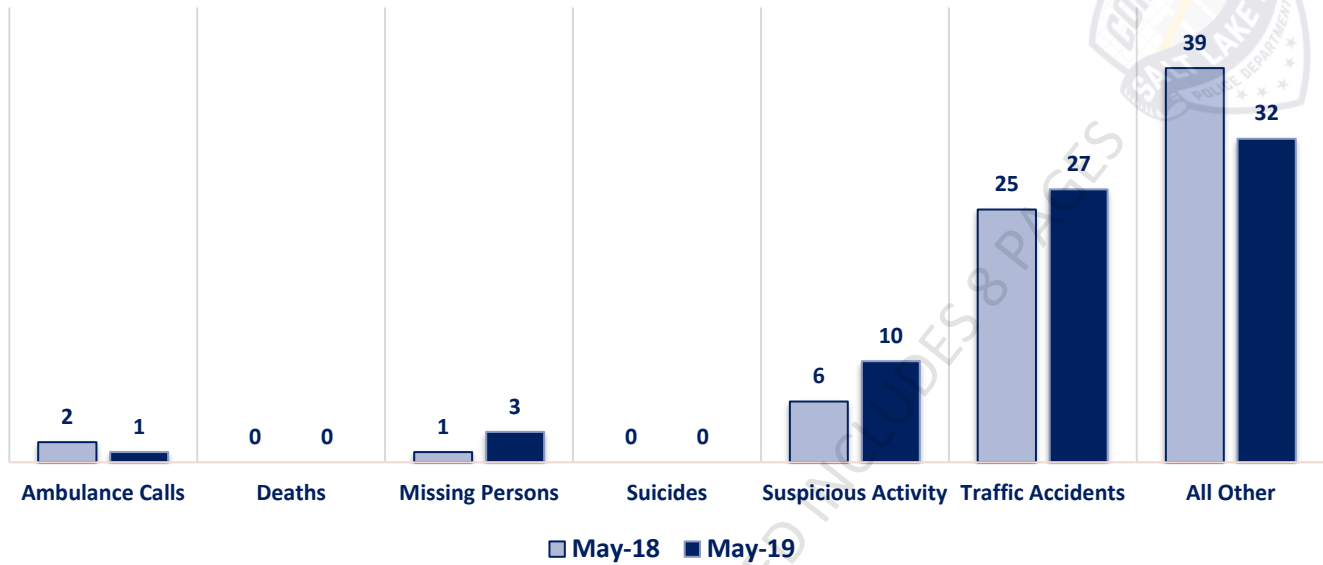
### Part I Offenses



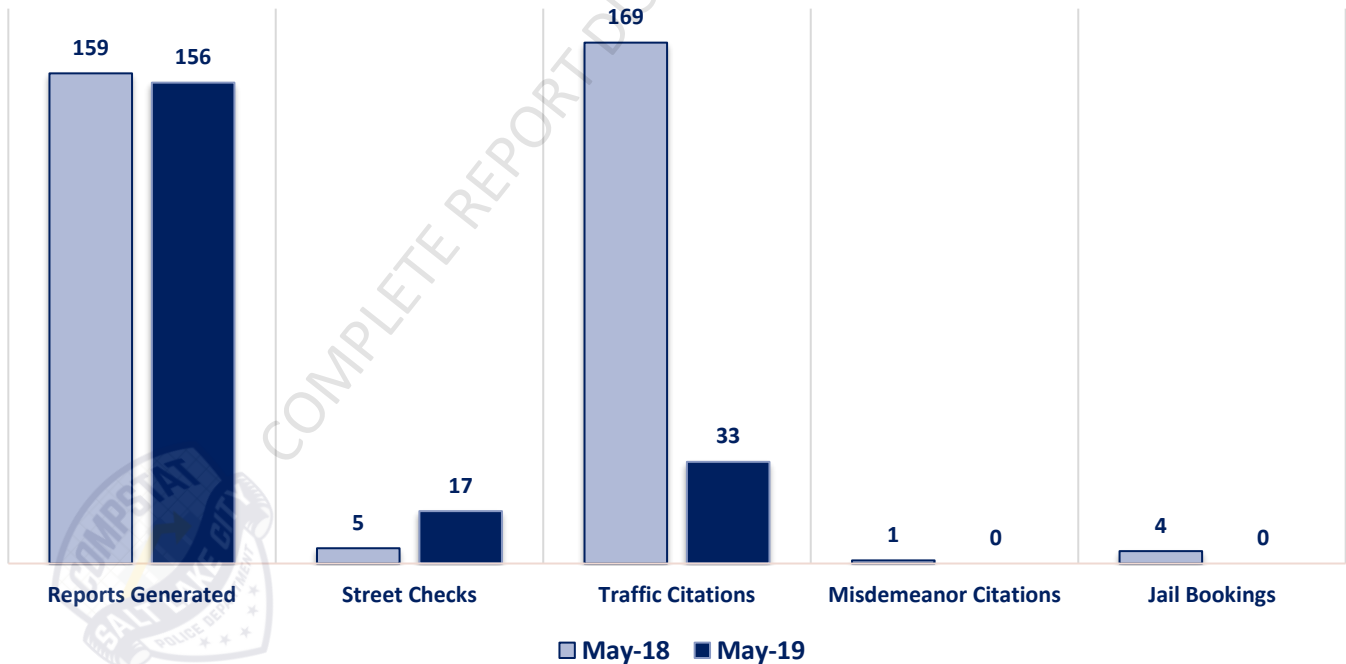
### Part II Offenses



### Non-UCR Offenses

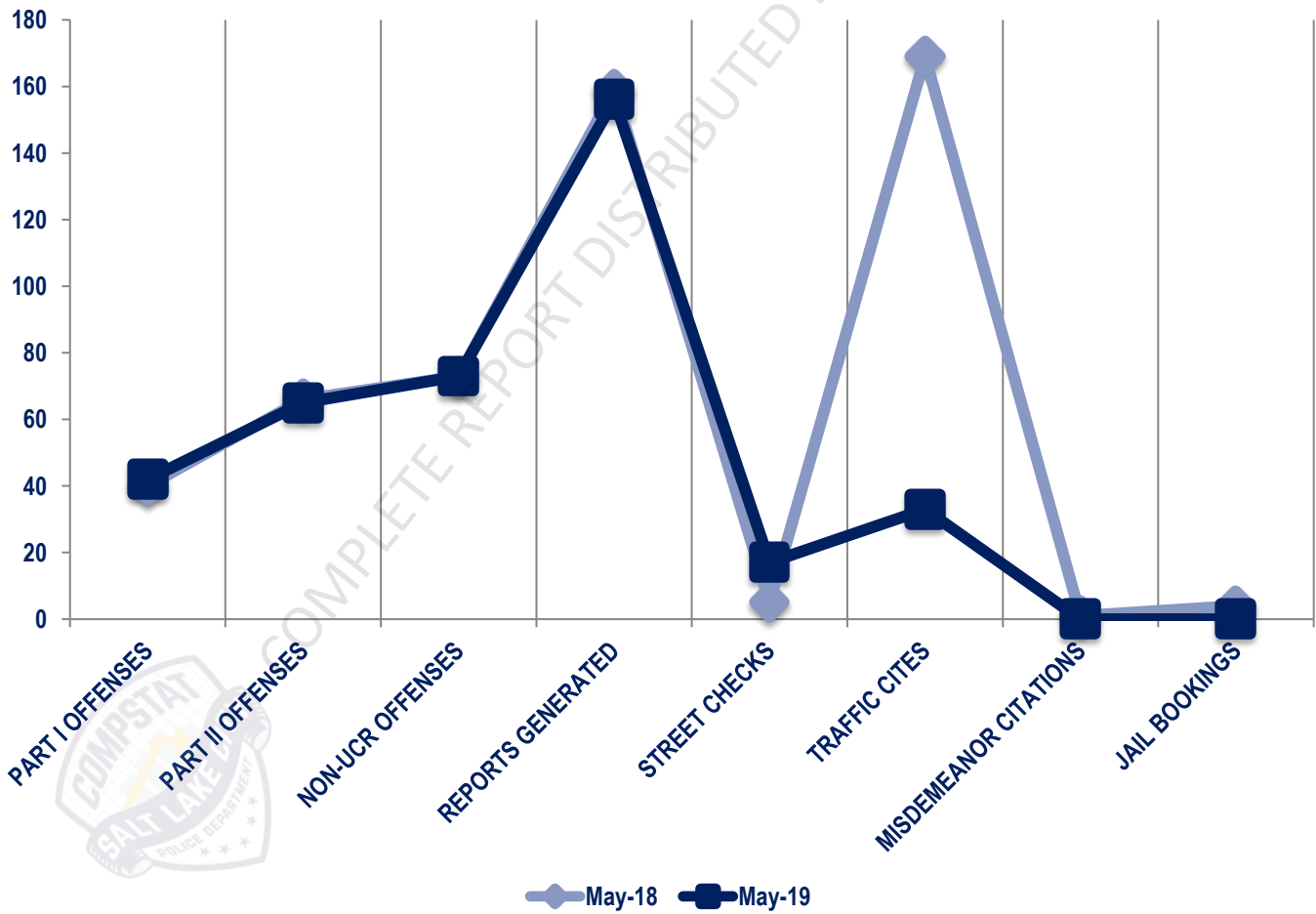


### Other Event Totals



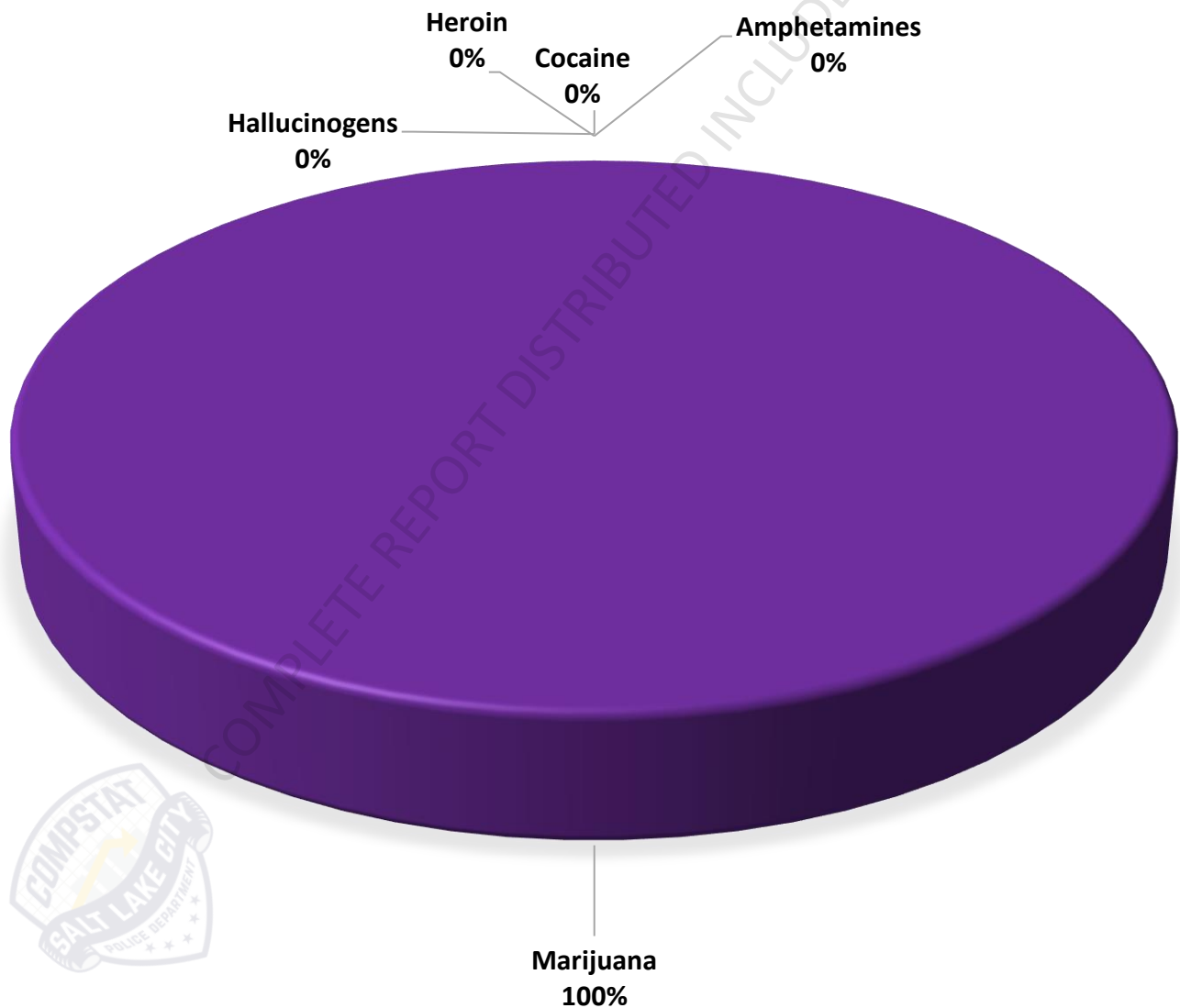
### Combined Offense/Event Trends

	MAY 2018	MAY 2019
<b>Part I Offenses</b>	40	42
<b>Part II Offenses</b>	66	65
<b>NonUCR Offenses</b>	73	73
<b>Reports Generated</b>	159	156
<b>Street Checks</b>	5	17
<b>Traffic Citations</b>	169	33
<b>Misdemeanor Citations</b>	1	0
<b>Jail Bookings</b>	4	0

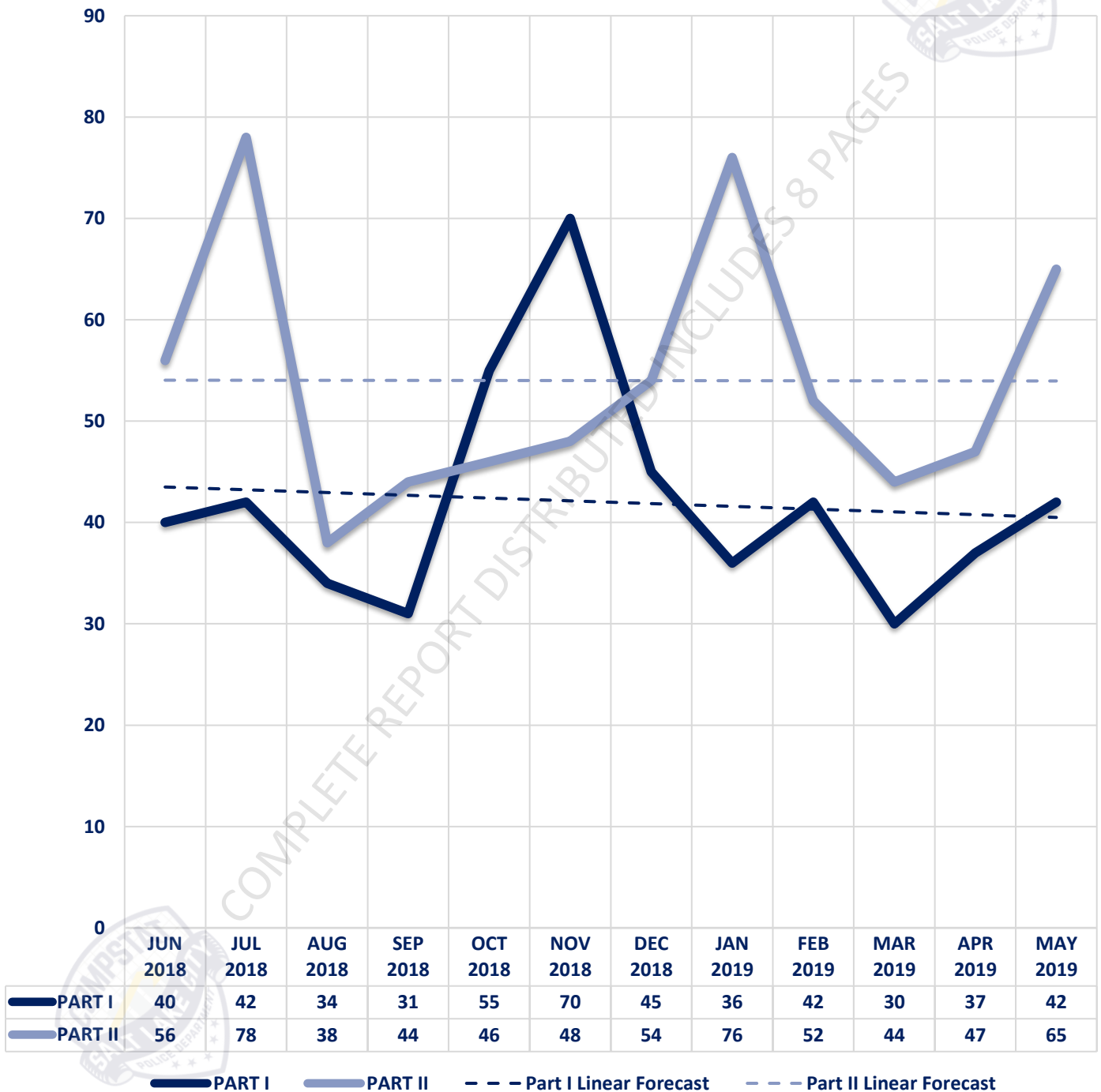


## Seized Drugs

TYPE	DOSES	STREET VALUE
Cocaine	0.0	\$ -
Heroin	0.0	\$ -
Marijuana	2.6	\$ 15.87
Hallucinogens	0.0	\$ -
Amphetamines	0.0	\$ -
<b>TOTAL</b>	<b>2.6</b>	<b>\$ 15.87</b>



### Part I & II Offenses - One Year





## CITY COUNCIL DISTRICT #6 MONTHLY OFFENSE SUMMARY

**JUNE 2019**

These figures represent preliminary counts of original Police Incident Reports and include all offenses within the above listed City Council District only. Full statistical analysis to determine the confidence level of this data has not been performed. The results contained herein are approximate in relation to the listed area and may not fully coincide with data shown in other areas of SLCPD's Crime Statistics page such as Calls for Service, Crimes Trending, and Crime Reports due to and reflective of departmental procedures that were in place at the time the event occurred and the date this data was compiled. Results displayed are not distinguished as attempted or completed crimes, do not include other calls for police service, and only represent police service where a report was made. Police Incident Reports are classified by primary offense categories as defined by the Uniform Crime Reporting (UCR) system, however for this report all offenses are included, and each incident may have more than one offense listed on it. In cases where there is more than one offense listed, all offenses are counted individually. Although every reasonable verification effort is made, the accuracy of any data is subject to the constraints of the report generation process as well as the manner, format, and point in time of any query.

<b>PART I OFFENSES:</b>	Chosen by the FBI as Part I Offenses because they are serious crimes that occur with regularity in all areas of the country and are likely to be reported to Police.
<b>PART II OFFENSES:</b>	All other crimes other than the eight Part I Offenses. The Uniform Crime Reporting Program gathers only arrest data for Part II Offenses, however, SLCPD results displayed in this document display all Part II Offenses, regardless of the presence of arrest data.
<b>ALL OTHER OFFENSES:</b>	Under the Part II Offense section, 'All Other Offenses' include Peeping Tom, Trespass, Kidnap/Abduction, Pornography, Extortion/Blackmail, Bribery, Warrants, Sexual Offenses, Obstruction, Public Peace, and Hit & Run.
<b>NON-UCR OFFENSES:</b>	Non-UCR Offenses include reports for all other offenses not classified as a Part I or Part II Offense. Results displayed separate some of these offenses such as Ambulance Calls, Deaths, Missing Persons, Suicides, Suspicious Activity, and Traffic Accidents.
<b>ALL OTHER NON-UCR:</b>	Under the Non-UCR category, 'All Other' include the remainder of offenses not classified as Part I or Part II and not separated from the Non-UCR Offenses. These include things such as Loud Parties, Barking Dogs, Mentally Ill Subjects, Citizen Assistance, etc.
<b>LOW NUMBER OFFENSES:</b>	On page two, in the interest of space and allowing for easier viewing, the category titled 'Low Number Offenses' include Part I and Part II Offenses from page one that have totals under the amount of 5.

## Offenses

### PART I OFFENSES

OFFENSE	JUN 18	JUN 19
Homicide	0	0
Sexual Assault	0	1
Robbery	0	0
Aggravated Assault	0	2
Burglary	7	5
Larceny/Theft	25	25
Motor Vehicle Theft	8	6
Arson	0	0
<b>PART I TOTALS</b>	<b>40</b>	<b>39</b>

### NON-UCR OFFENSES

Ambulance Calls	8	3
Deaths	0	0
Missing Persons	0	0
Suicides	0	1
Suspicious Activity	3	4
Traffic Accidents	22	31
All Other	35	32
<b>NON-UCR TOTALS</b>	<b>68</b>	<b>71</b>

### TOTALS

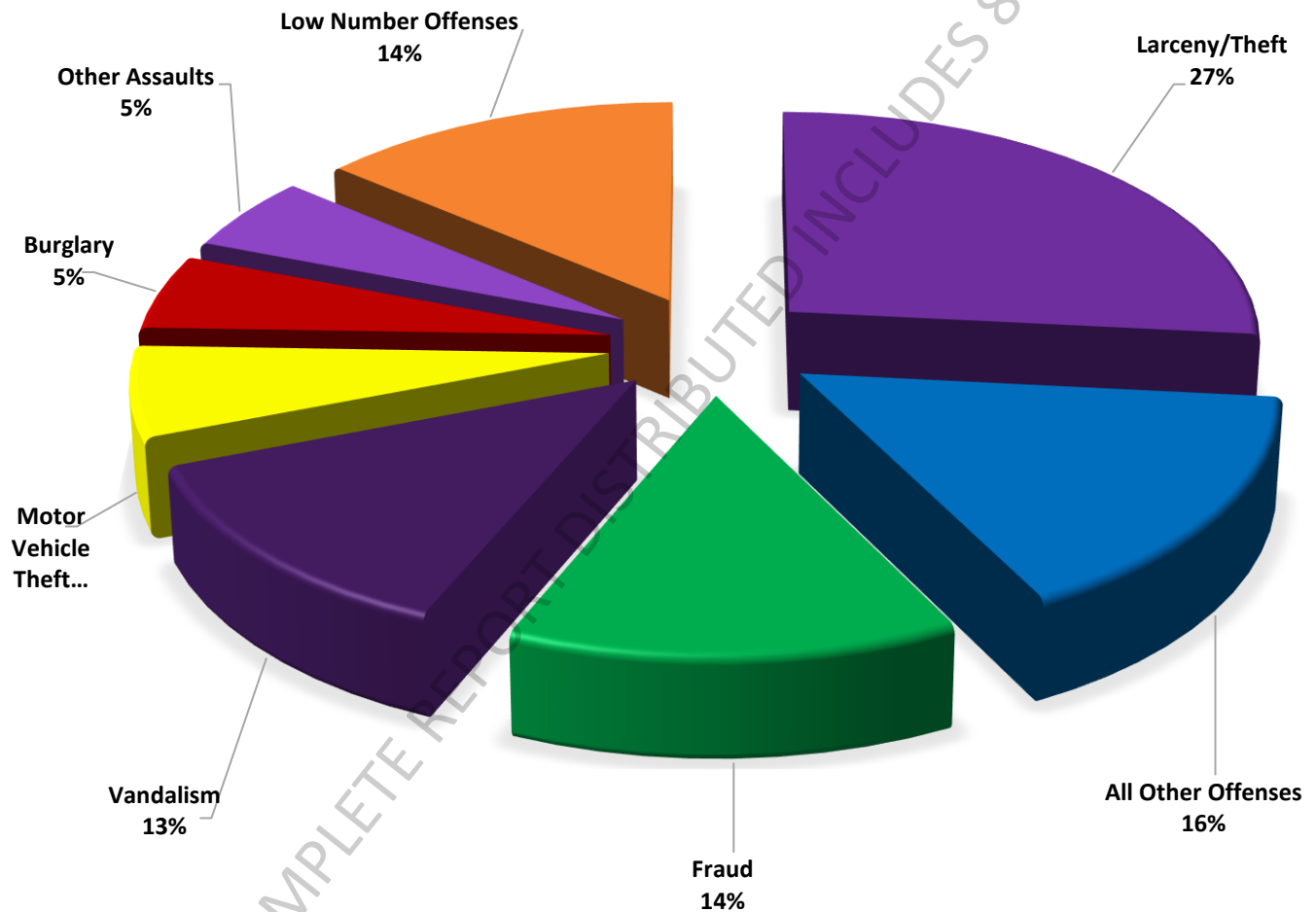
<b>PART I OFFENSES</b>	<b>40</b>	<b>39</b>
<b>PART II OFFENSES</b>	<b>57</b>	<b>55</b>
<b>NON-UCR OFFENSES</b>	<b>68</b>	<b>71</b>
<b>TOTAL</b>	<b>165</b>	<b>165</b>

### PART II OFFENSES

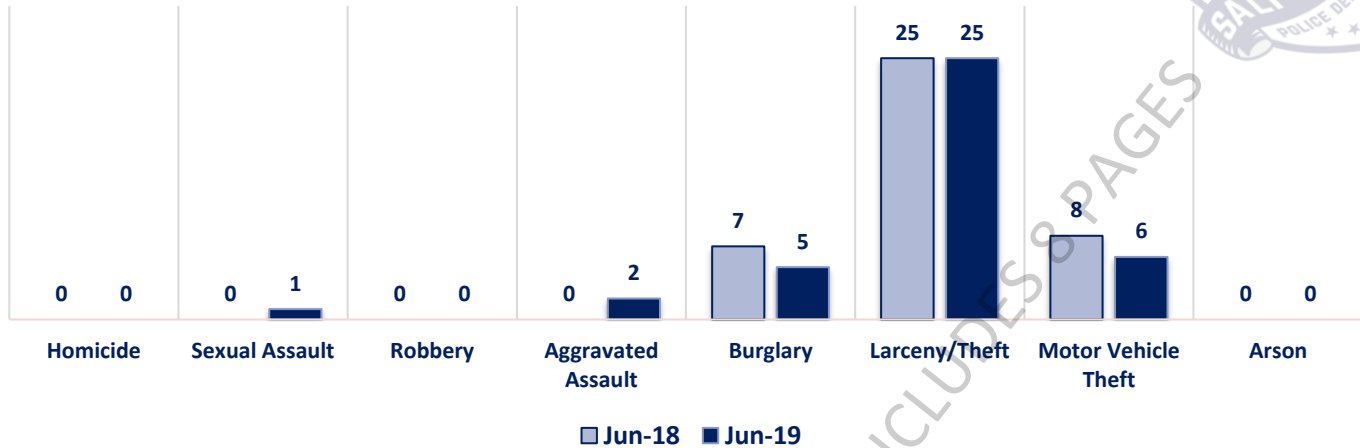
OFFENSE	JUN 18	JUN 19
Other Assaults	4	5
Forgery/Counterfeit	1	0
Fraud	8	13
Embezzlement	0	0
Stolen Property	1	0
Vandalism	6	12
Weapons	0	0
Prostitution	0	0
Sex Offenses	3	1
Drug Abuse	6	0
Gambling	0	0
Family Offenses	4	5
DUI	1	1
Liquor Laws	0	0
Drunkenness	3	1
Disorderly Conduct	0	1
All Other Offenses	18	15
Curfew/Loitering	0	0
Runaway	2	1
<b>PART II TOTALS</b>	<b>57</b>	<b>55</b>



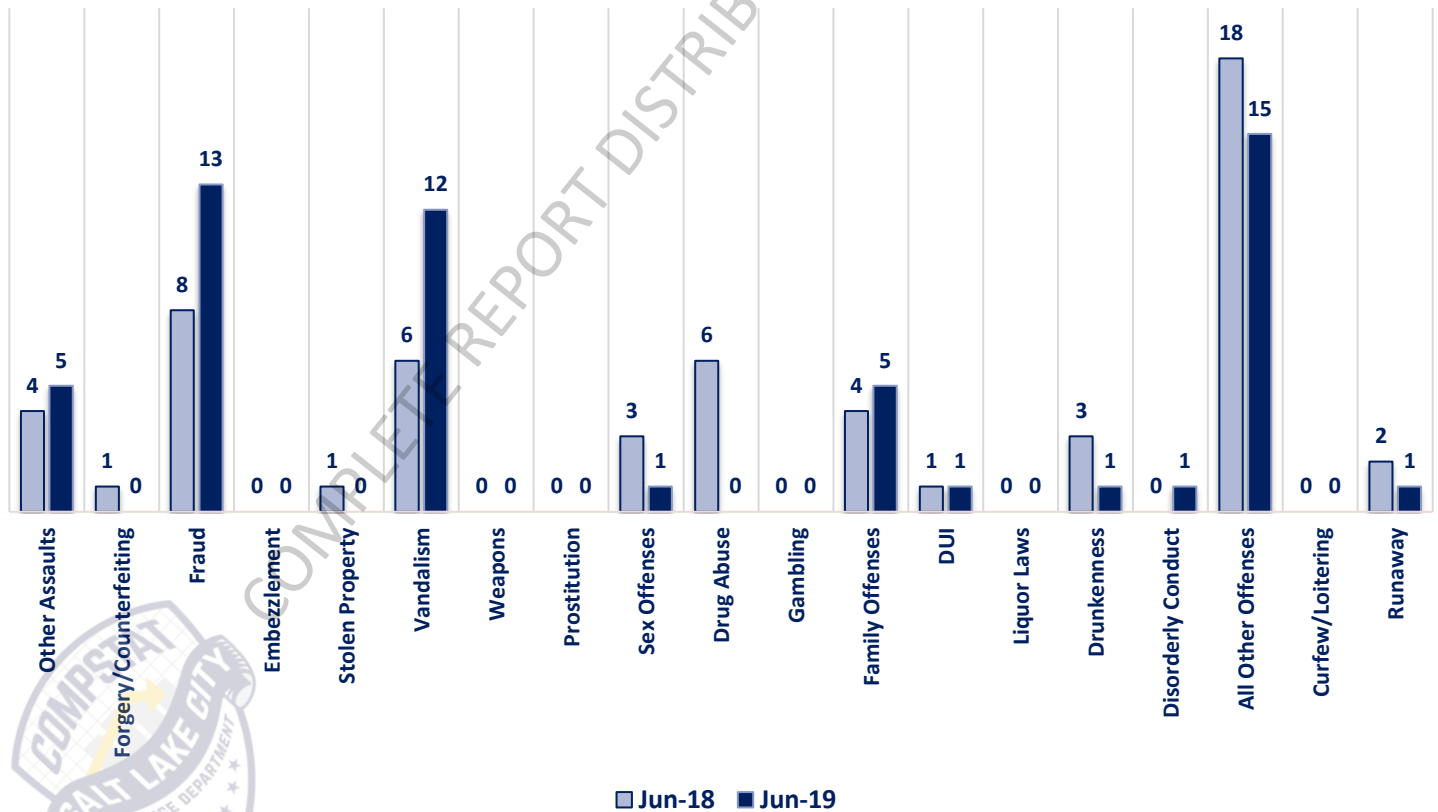
## JUNE 2019 - PART I & II OFFENSE PERCENTAGES



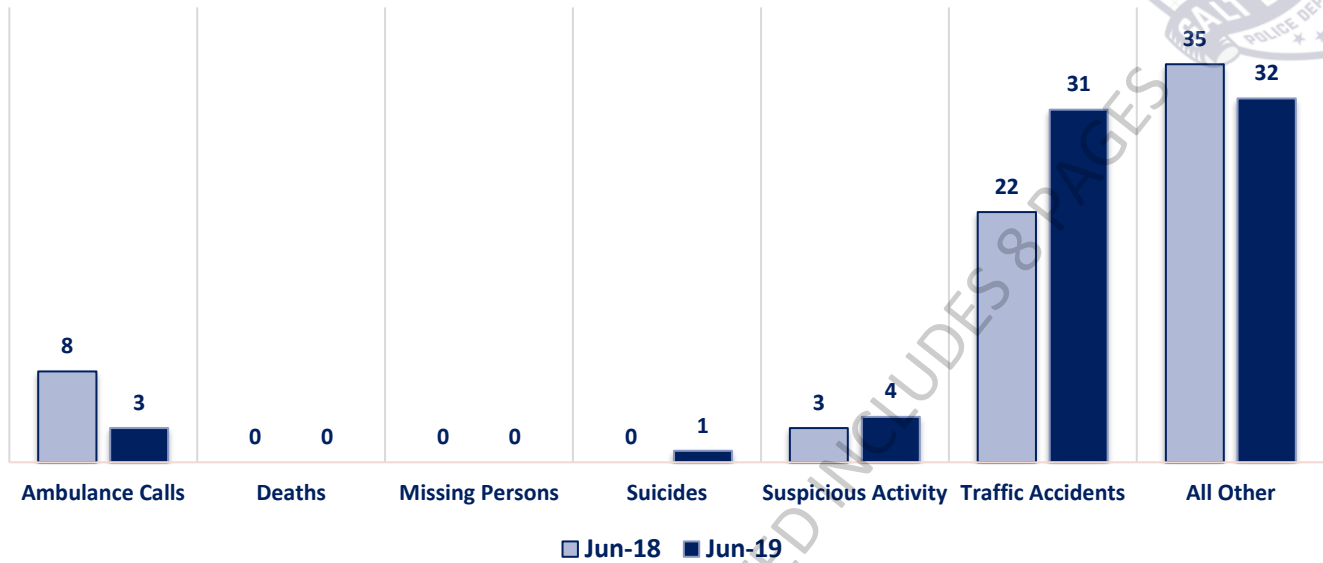
### Part I Offenses



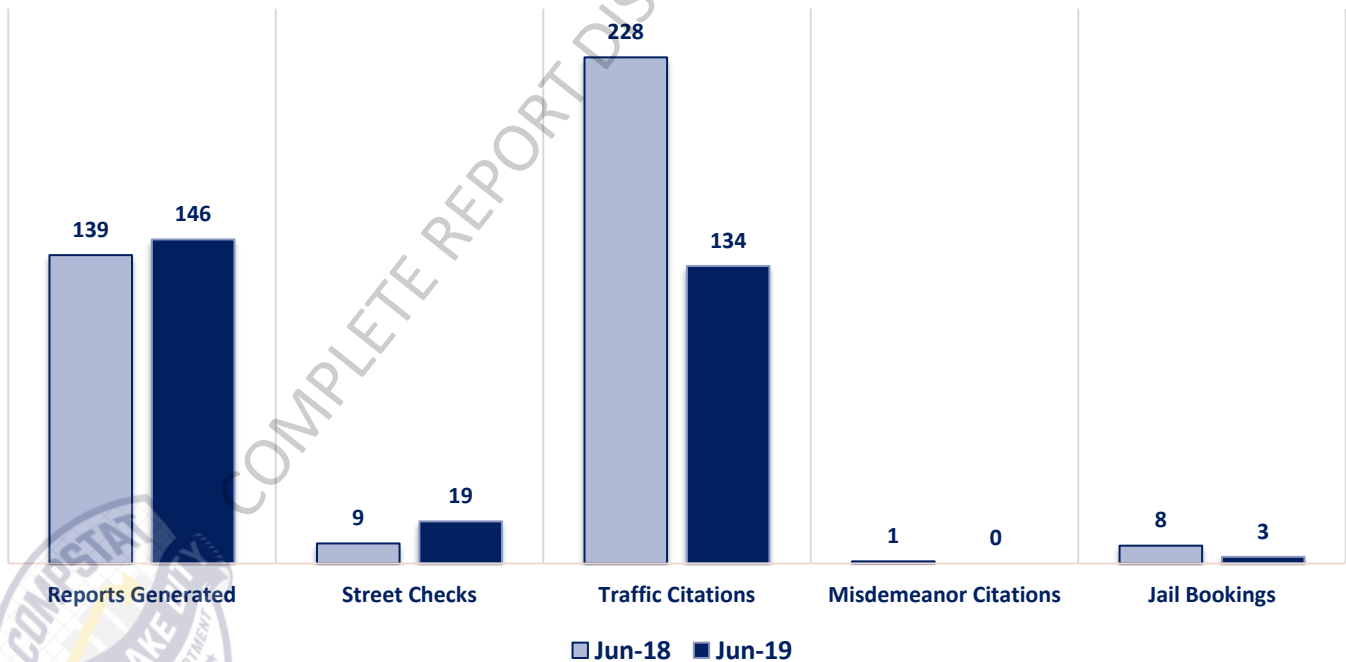
### Part II Offenses



### Non-UCR Offenses

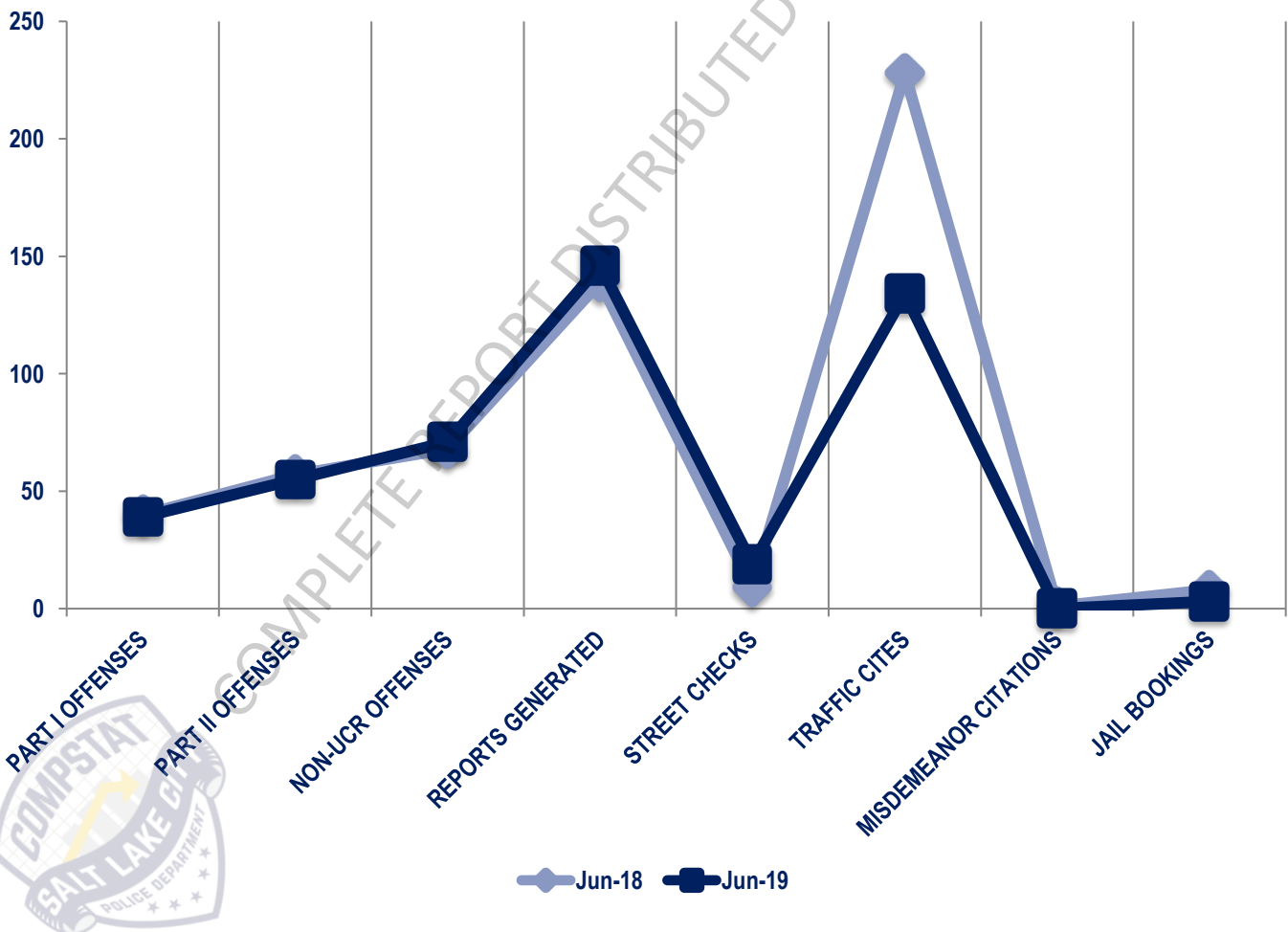


### Other Event Totals



### Combined Offense/Event Trends

	JUNE 2018	JUNE 2019
<b>Part I Offenses</b>	40	39
<b>Part II Offenses</b>	57	55
<b>NonUCR Offenses</b>	68	71
<b>Reports Generated</b>	139	146
<b>Street Checks</b>	9	19
<b>Traffic Citations</b>	228	134
<b>Misdemeanor Citations</b>	1	0
<b>Jail Bookings</b>	8	3






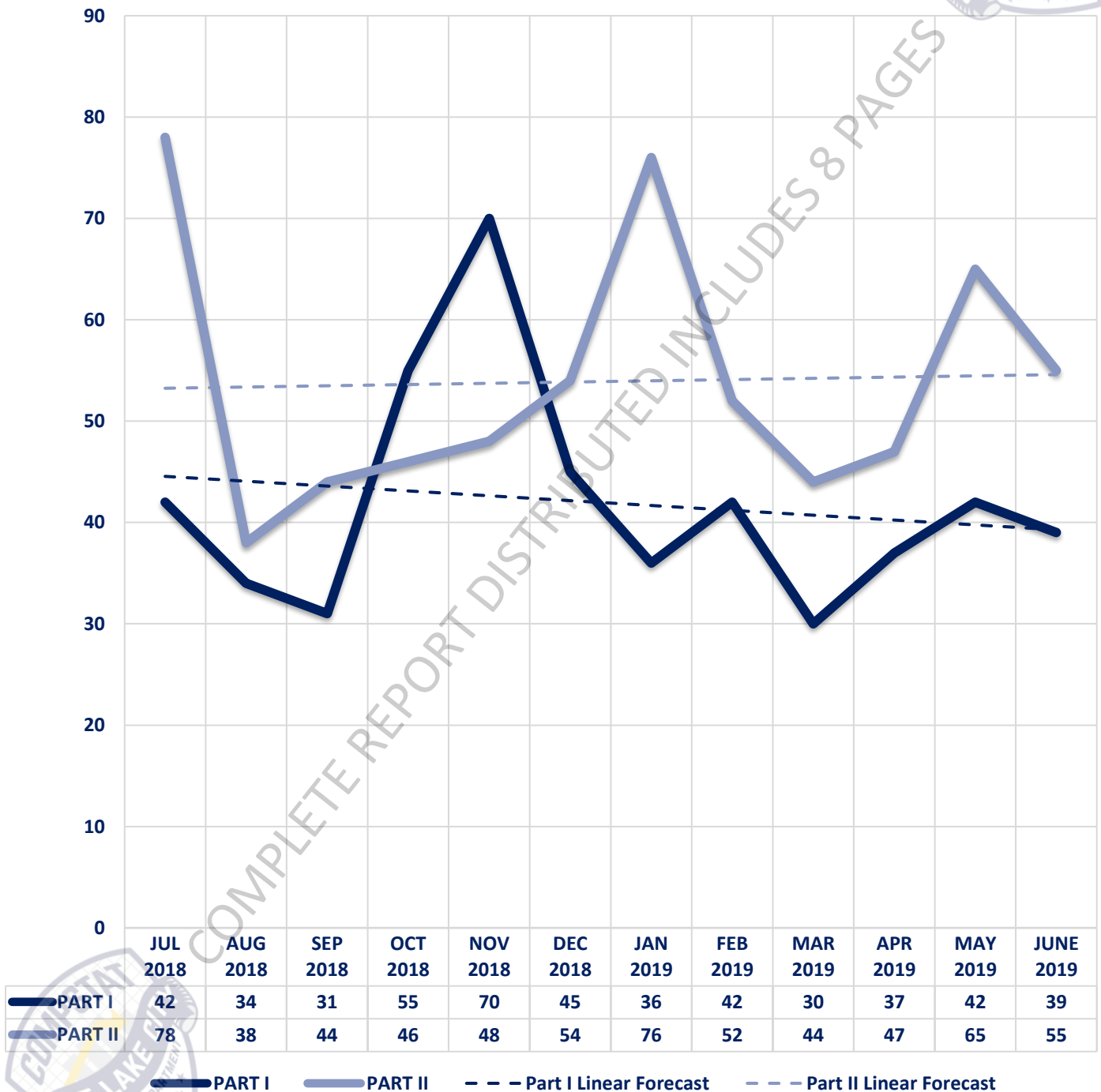
### Seized Drugs

TYPE	DOSES	STREET VALUE
Cocaine	0.0	\$ -
Heroin	0.0	\$ -
Marijuana	0.0	\$ -
Hallucinogens	0.0	\$ -
Amphetamines	0.0	\$ -
<b>TOTAL</b>	<b>0.0</b>	<b>\$ -</b>





## Part I & II Offenses - One Year





## CITY COUNCIL DISTRICT #6

### MONTHLY OFFENSE SUMMARY

**JULY 2019**

These figures represent preliminary counts of original Police Incident Reports and include all offenses within the above listed City Council District only. Full statistical analysis to determine the confidence level of this data has not been performed. The results contained herein are approximate in relation to the listed area and may not fully coincide with data shown in other areas of SLCPD's Crime Statistics page such as Calls for Service, Crimes Trending, and Crime Reports due to and reflective of departmental procedures that were in place at the time the event occurred and the date this data was compiled. Results displayed are not distinguished as attempted or completed crimes, do not include other calls for police service, and only represent police service where a report was made. Police Incident Reports are classified by primary offense categories as defined by the Uniform Crime Reporting (UCR) system, however for this report all offenses are included, and each incident may have more than one offense listed on it. In cases where there is more than one offense listed, all offenses are counted individually. Although every reasonable verification effort is made, the accuracy of any data is subject to the constraints of the report generation process as well as the manner, format, and point in time of any query.

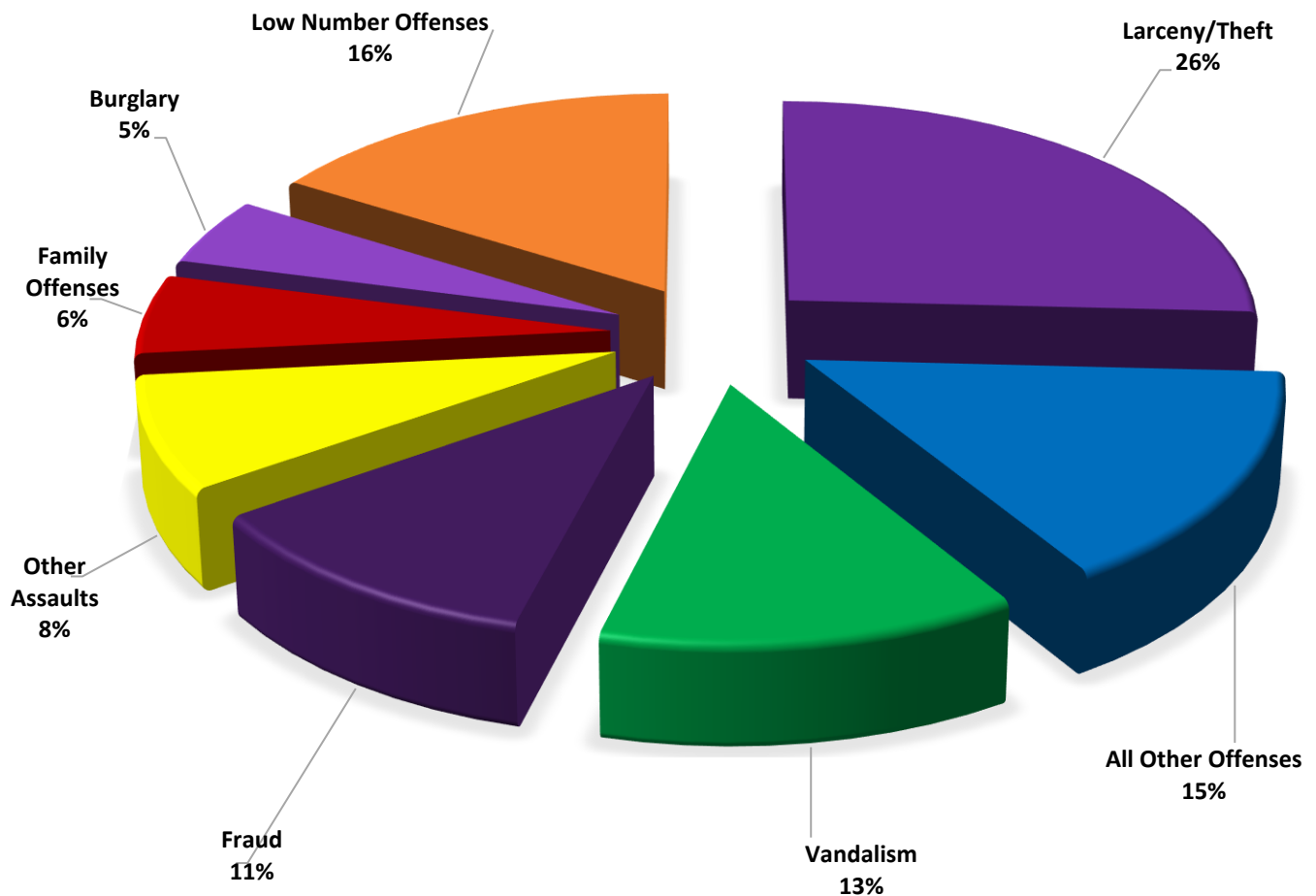
---

<b>PART I OFFENSES:</b>	Chosen by the FBI as Part I Offenses because they are serious crimes that occur with regularity in all areas of the country and are likely to be reported to Police.
<b>PART II OFFENSES:</b>	All other crimes other than the eight Part I Offenses. The Uniform Crime Reporting Program gathers only arrest data for Part II Offenses, however, SLCPD results displayed in this document display all Part II Offenses, regardless of the presence of arrest data.
<b>ALL OTHER OFFENSES:</b>	Under the Part II Offense section, 'All Other Offenses' include Peeping Tom, Trespass, Kidnap/Abduction, Pornography, Extortion/Blackmail, Bribery, Warrants, Sexual Offenses, Obstruction, Public Peace, and Hit & Run.
<b>NON-UCR OFFENSES:</b>	Non-UCR Offenses include reports for all other offenses not classified as a Part I or Part II Offense. Results displayed separate some of these offenses such as Ambulance Calls, Deaths, Missing Persons, Suicides, Suspicious Activity, and Traffic Accidents.
<b>ALL OTHER NON-UCR:</b>	Under the Non-UCR category, 'All Other' include the remainder of offenses not classified as Part I or Part II and not separated from the Non-UCR Offenses. These include things such as Loud Parties, Barking Dogs, Mentally Ill Subjects, Citizen Assistance, etc.
<b>LOW NUMBER OFFENSES:</b>	On page two, in the interest of space and allowing for easier viewing, the category titled 'Low Number Offenses' include Part I and Part II Offenses from page one that have totals under the amount of 6.

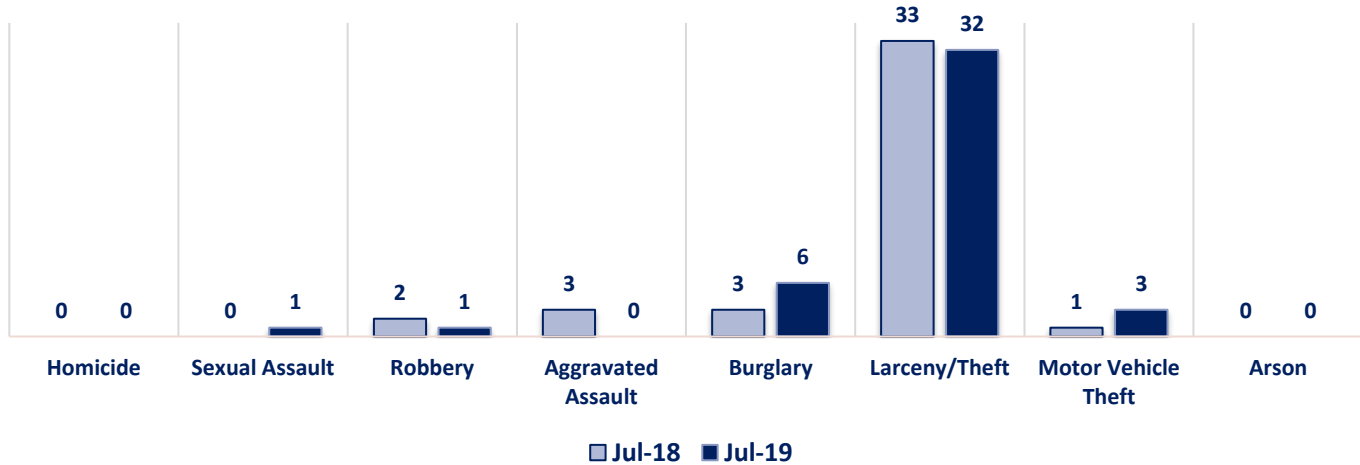
## Offenses

PART I OFFENSES	OFFENSE	JULY 18	JULY 19	OFFENSE	JULY 18	JULY 19
	Homicide	0	0	Other Assaults	12	10
	Sexual Assault	0	1	Forgery/Counterfeit	1	1
	Robbery	2	1	Fraud	14	14
	Aggravated Assault	3	0	Embezzlement	0	0
	Burglary	3	6	Stolen Property	1	0
	Larceny/Theft	33	32	Vandalism	11	16
	Motor Vehicle Theft	1	3	Weapons	2	2
	Arson	0	0	Prostitution	0	0
NON-UCR OFFENSES	PART I TOTALS	42	43	Sex Offenses	4	0
	Ambulance Calls	5	5	Drug Abuse	4	6
	Deaths	0	1	Gambling	0	0
	Missing Persons	0	1	Family Offenses	11	7
	Suicides	0	1	DUI	1	2
	Suspicious Activity	4	5	Liquor Laws	0	0
	Traffic Accidents	28	21	Drunkenness	4	1
	All Other	39	51	Disorderly Conduct	2	1
	NON-UCR TOTALS	76	85	All Other Offenses	14	19
TOTALS	PART I OFFENSES	42	43	Curfew/Loitering	0	0
	PART II OFFENSES	81	81	Runaway	0	2
	NON-UCR OFFENSES	76	85	PART II TOTALS	81	81
TOTAL		199	209			

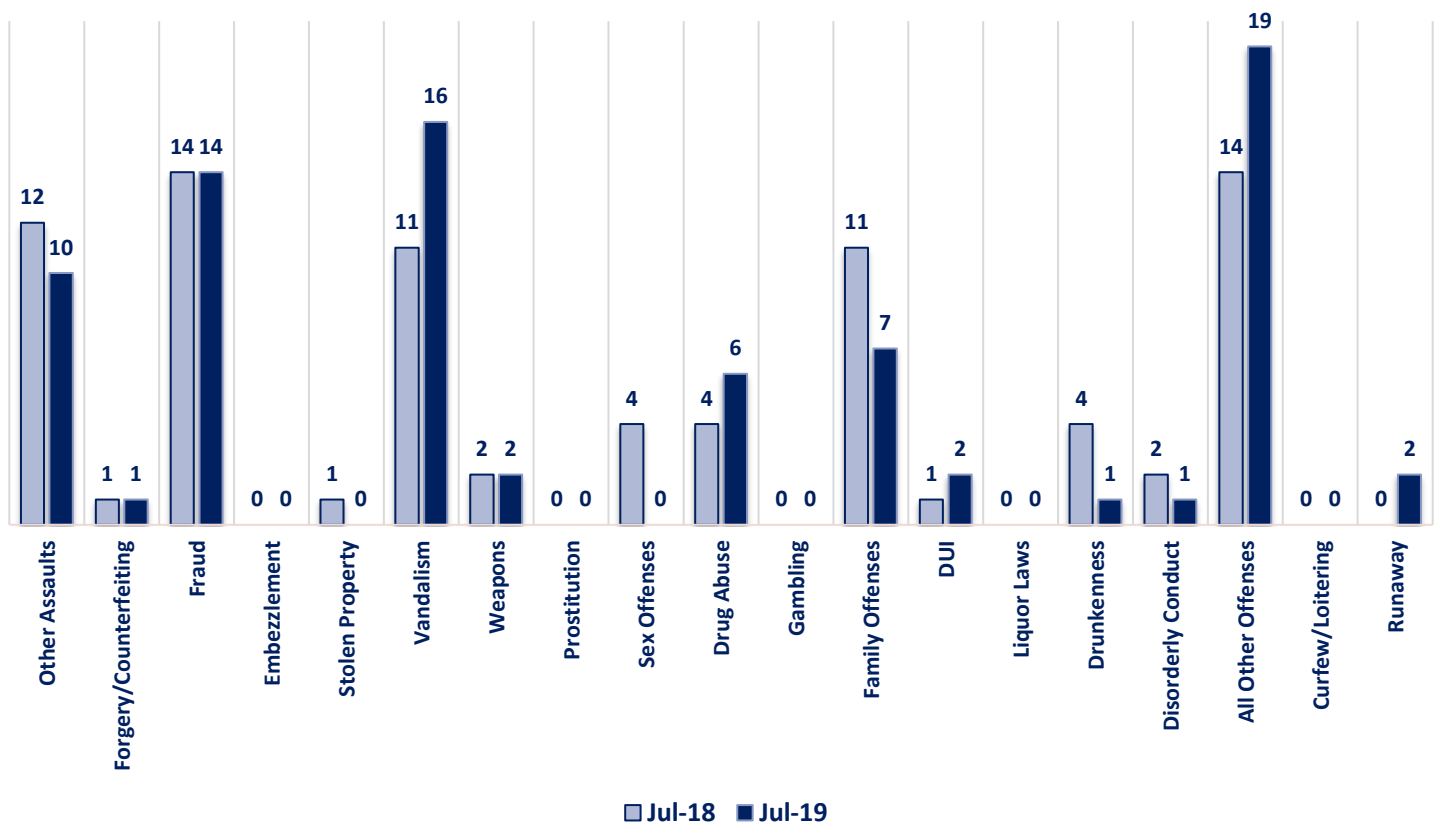
### JULY 2019 - PART I & II OFFENSE PERCENTAGES



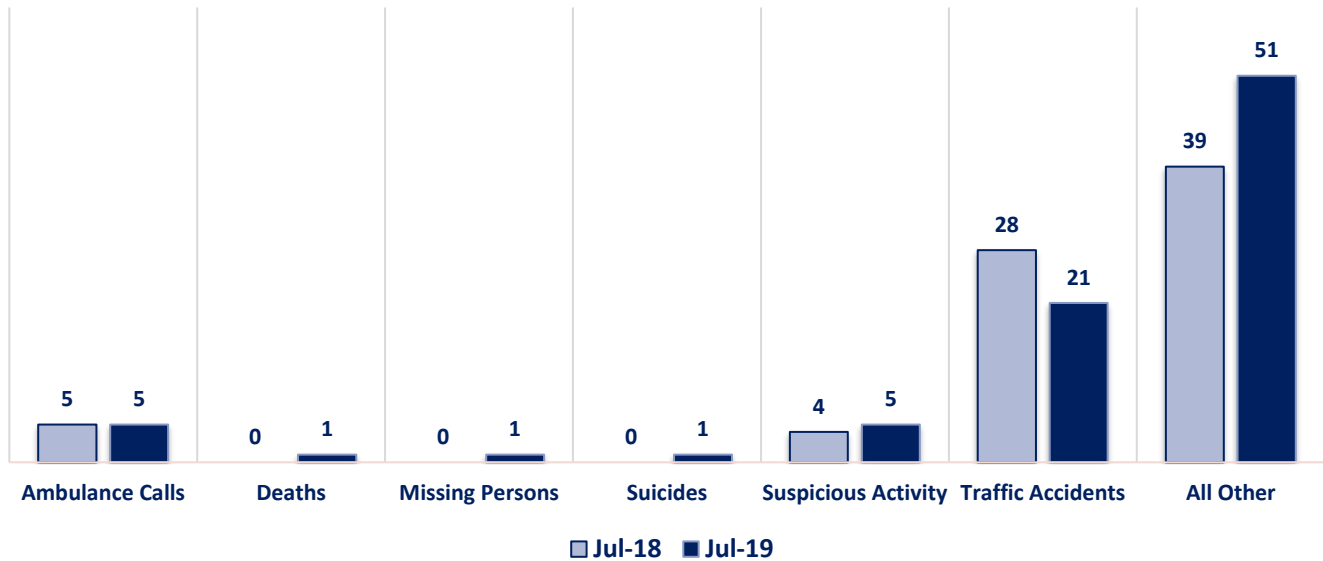
### Part I Offenses



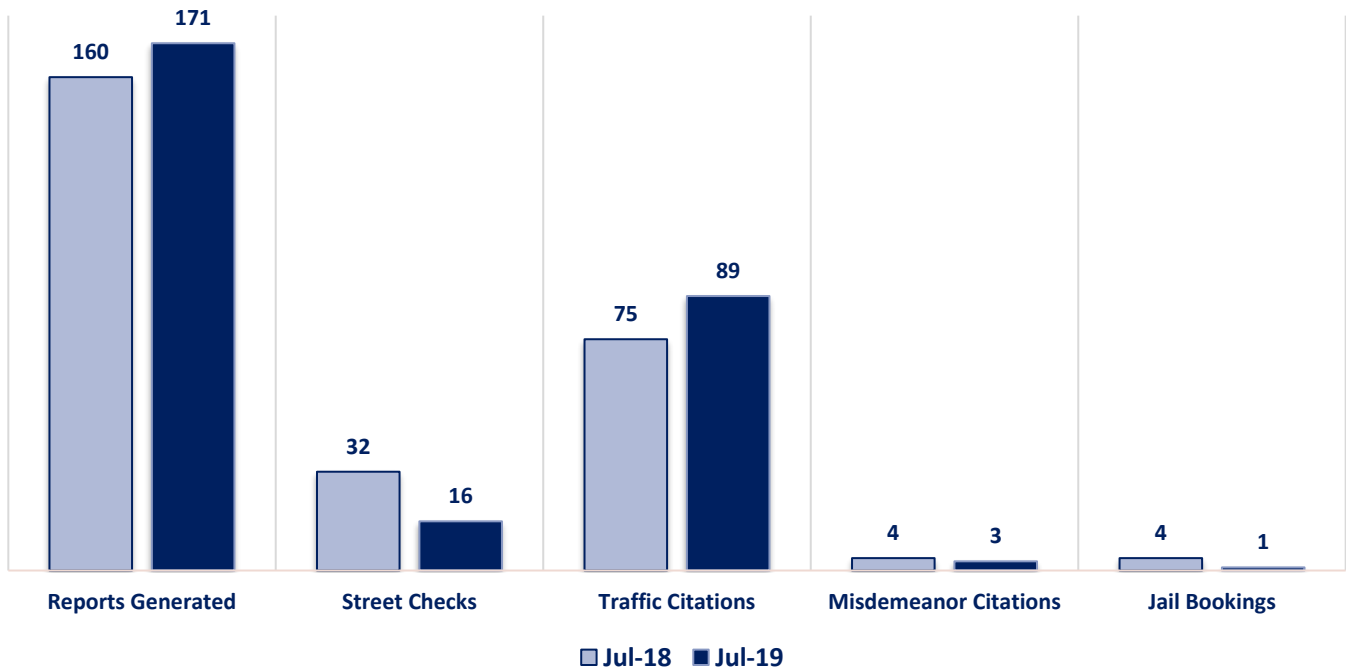
### Part II Offenses



### Non-UCR Offenses

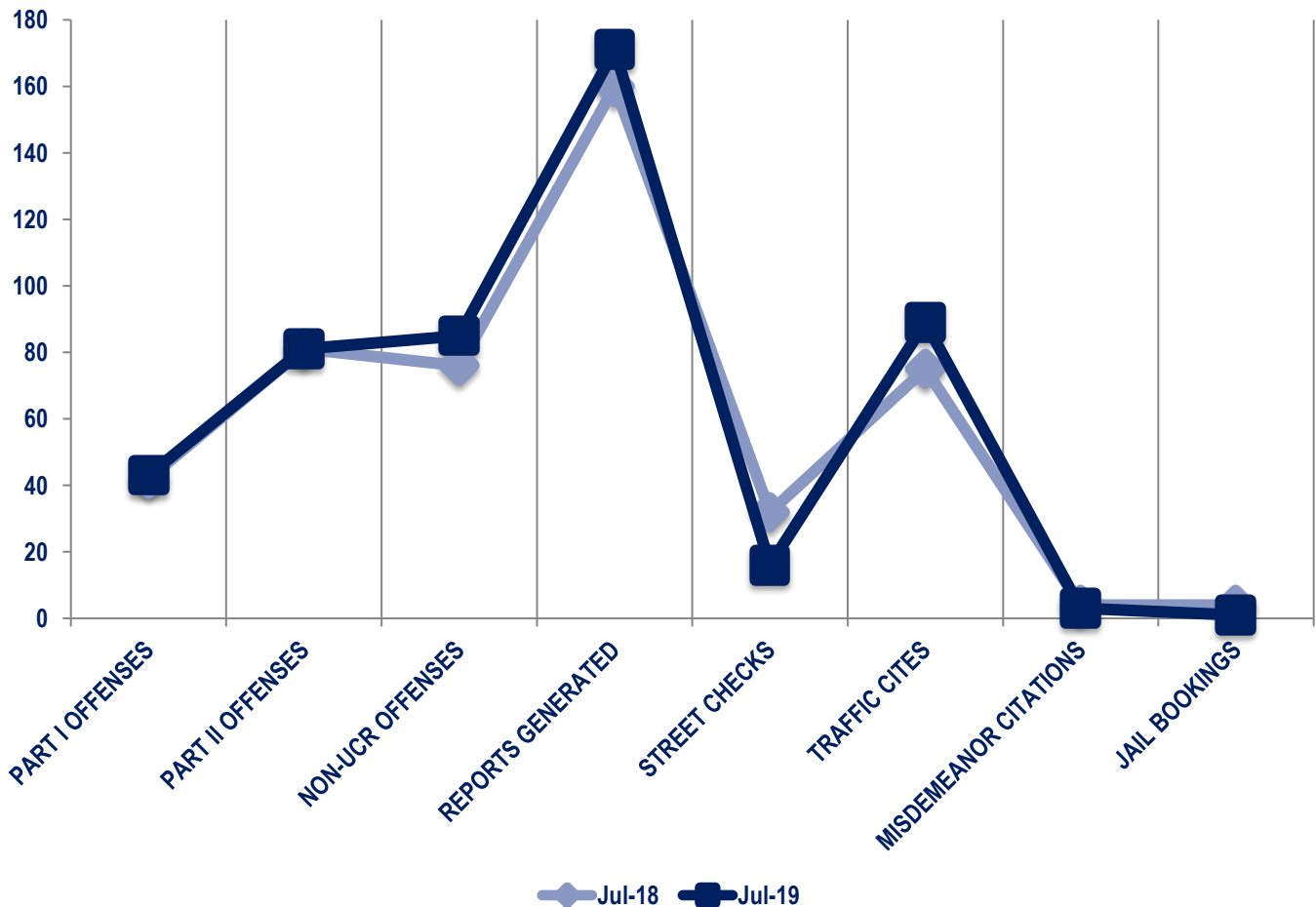


### Other Event Totals



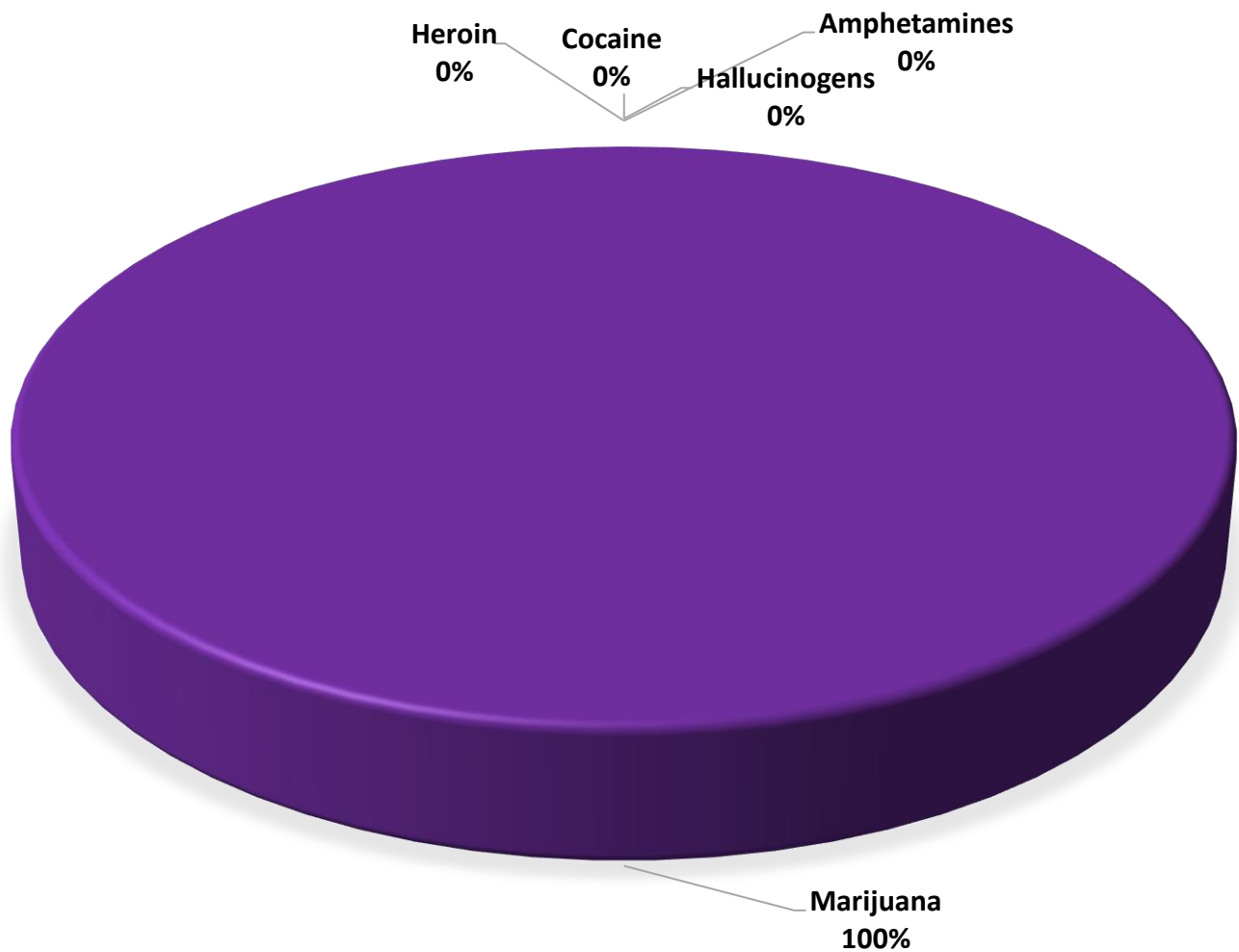
### Combined Offense/Event Trends

	JULY 2018	JULY 2019
<b>Part I Offenses</b>	42	43
<b>Part II Offenses</b>	81	81
<b>NonUCR Offenses</b>	76	85
<b>Reports Generated</b>	160	171
<b>Street Checks</b>	32	16
<b>Traffic Citations</b>	75	89
<b>Misdemeanor Citations</b>	4	3
<b>Jail Bookings</b>	4	1

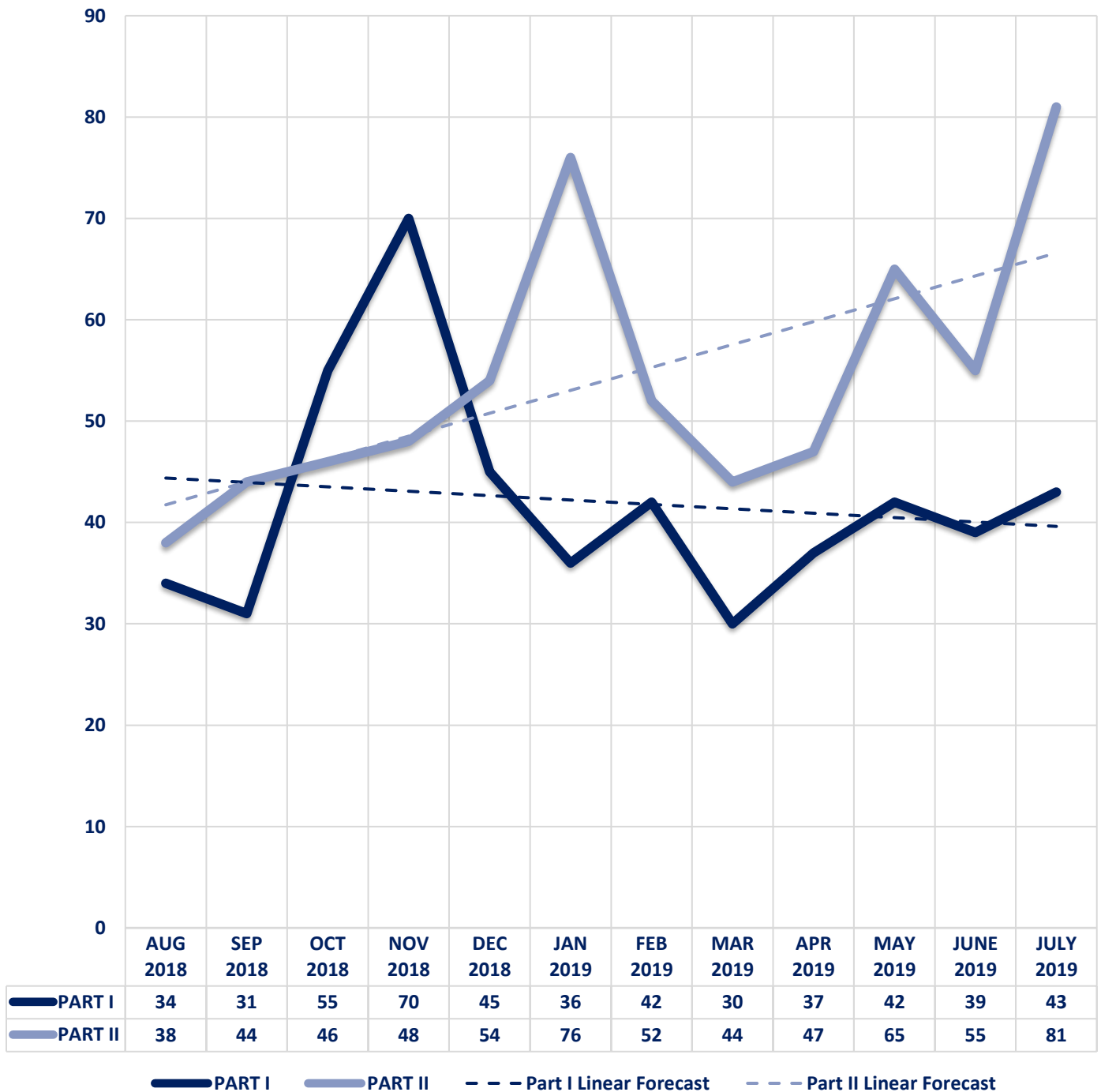


## Seized Drugs

TYPE	DOSES	STREET VALUE
Cocaine	0.0	\$ -
Heroin	0.0	\$ -
Marijuana	148.9	\$ 893.14
Hallucinogens	0.0	\$ -
Amphetamines	0.0	\$ -
<b>TOTAL</b>	<b>148.9</b>	<b>\$ 893.14</b>



### Part I & II Offenses - One Year





## CITY COUNCIL DISTRICT #6

### MONTHLY OFFENSE SUMMARY

**AUGUST 2019**

These figures represent preliminary counts of original Police Incident Reports and include all offenses within the above listed City Council District only. Full statistical analysis to determine the confidence level of this data has not been performed. The results contained herein are approximate in relation to the listed area and may not fully coincide with data shown in other areas of SLCPD's Crime Statistics page such as Calls for Service, Crimes Trending, and Crime Reports due to and reflective of departmental procedures that were in place at the time the event occurred and the date this data was compiled. Results displayed are not distinguished as attempted or completed crimes, do not include other calls for police service, and only represent police service where a report was made. Police Incident Reports are classified by primary offense categories as defined by the Uniform Crime Reporting (UCR) system, however for this report all offenses are included, and each incident may have more than one offense listed on it. In cases where there is more than one offense listed, all offenses are counted individually. Although every reasonable verification effort is made, the accuracy of any data is subject to the constraints of the report generation process as well as the manner, format, and point in time of any query.

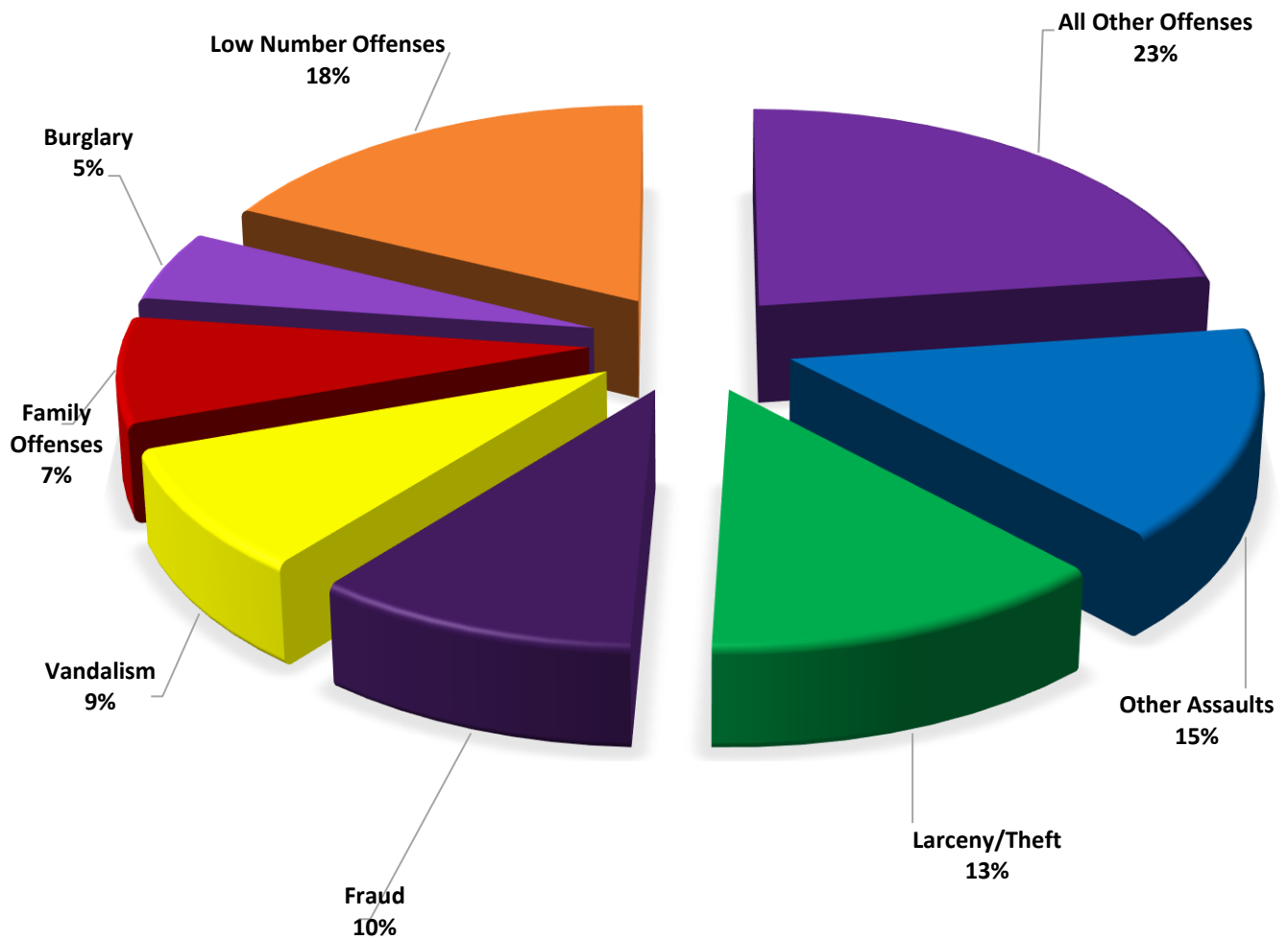
---

<b>PART I OFFENSES:</b>	Chosen by the FBI as Part I Offenses because they are serious crimes that occur with regularity in all areas of the country and are likely to be reported to Police.
<b>PART II OFFENSES:</b>	All other crimes other than the eight Part I Offenses. The Uniform Crime Reporting Program gathers only arrest data for Part II Offenses, however, SLCPD results displayed in this document display all Part II Offenses, regardless of the presence of arrest data.
<b>ALL OTHER OFFENSES:</b>	Under the Part II Offense section, 'All Other Offenses' include Peeping Tom, Trespass, Kidnap/Abduction, Pornography, Extortion/Blackmail, Bribery, Warrants, Sexual Offenses, Obstruction, Public Peace, and Hit & Run.
<b>NON-UCR OFFENSES:</b>	Non-UCR Offenses include reports for all other offenses not classified as a Part I or Part II Offense. Results displayed separate some of these offenses such as Ambulance Calls, Deaths, Missing Persons, Suicides, Suspicious Activity, and Traffic Accidents.
<b>ALL OTHER NON-UCR:</b>	Under the Non-UCR category, 'All Other' include the remainder of offenses not classified as Part I or Part II and not separated from the Non-UCR Offenses. These include things such as Loud Parties, Barking Dogs, Mentally Ill Subjects, Citizen Assistance, etc.
<b>LOW NUMBER OFFENSES:</b>	On page two, in the interest of space and allowing for easier viewing, the category titled 'Low Number Offenses' include Part I and Part II Offenses from page one that have totals under the amount of 3.

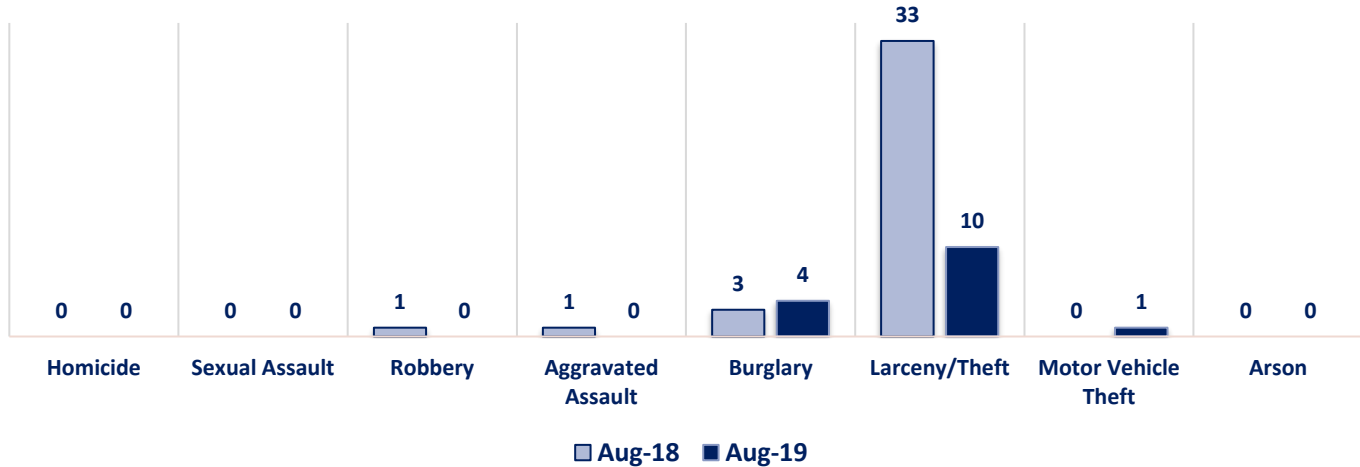
## Offenses

PART I OFFENSES	OFFENSE	AUG 18	AUG 19	OFFENSE	AUG 18	AUG 19	PART II OFFENSES
	Homicide	0	0	Other Assaults	4	12	
	Sexual Assault	0	0	Forgery/Counterfeit	1	1	
	Robbery	1	0	Fraud	4	8	
	Aggravated Assault	1	0	Embezzlement	0	0	
	Burglary	3	4	Stolen Property	0	0	
	Larceny/Theft	33	10	Vandalism	12	7	
	Motor Vehicle Theft	0	1	Weapons	0	0	
	Arson	0	0	Prostitution	0	0	
NON-UCR OFFENSES	PART I TOTALS	38	15	Sex Offenses	0	0	
	Ambulance Calls	1	3	Drug Abuse	0	2	
	Deaths	2	0	Gambling	0	0	
	Missing Persons	2	1	Family Offenses	8	6	
	Suicides	0	0	DUI	0	3	
	Suspicious Activity	3	5	Liquor Laws	0	2	
	Traffic Accidents	31	37	Drunkenness	0	3	
	All Other	28	43	Disorderly Conduct	0	2	
	NON-UCR TOTALS	67	89	All Other Offenses	11	18	
TOTALS	PART I OFFENSES	38	15	Curfew/Loitering	0	0	
	PART II OFFENSES	40	64	Runaway	0	0	
	NON-UCR OFFENSES	67	89	PART II TOTALS	40	64	
TOTAL		1384	1057				

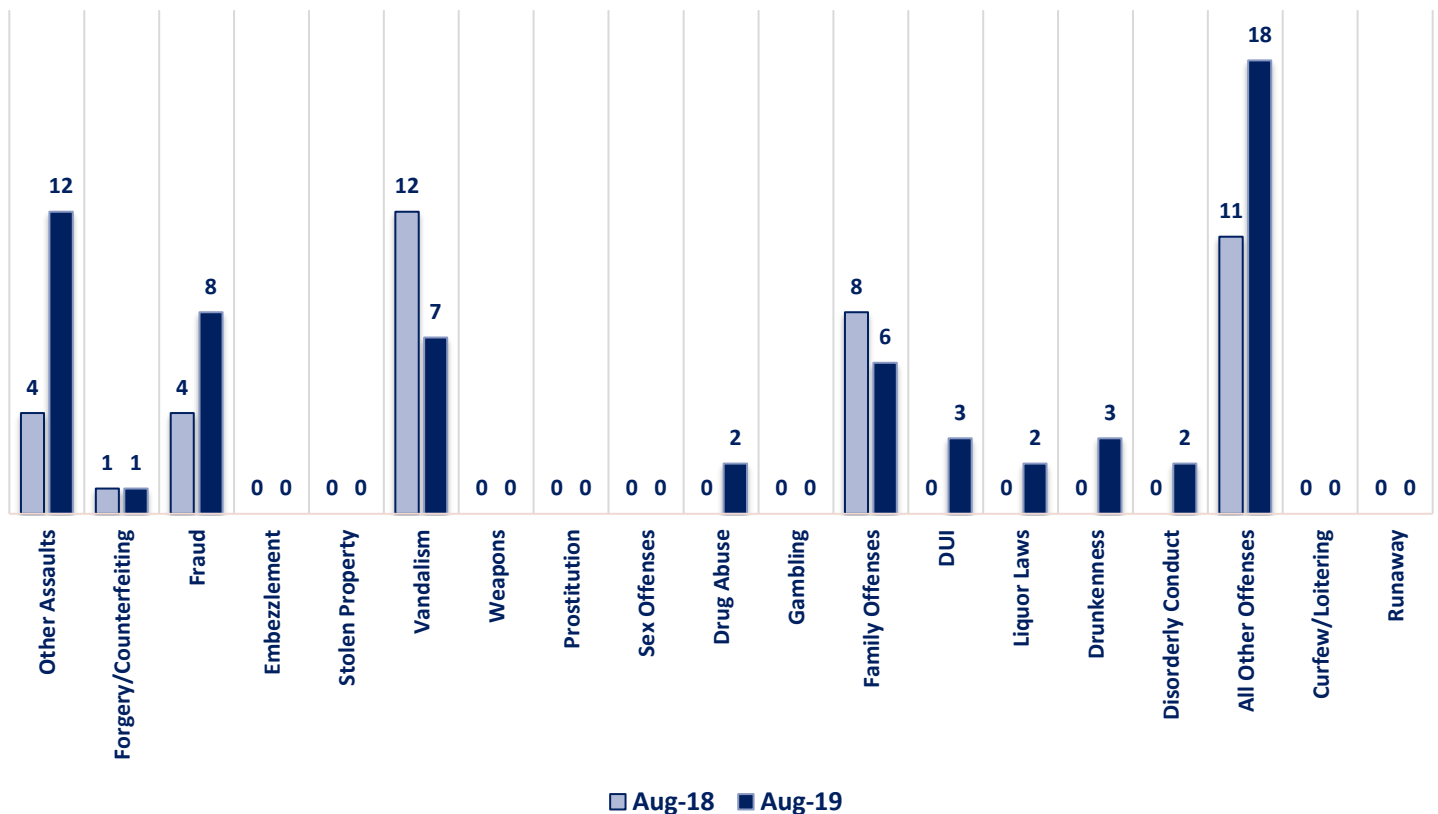
### AUGUST 2019 - PART I & II OFFENSE PERCENTAGES



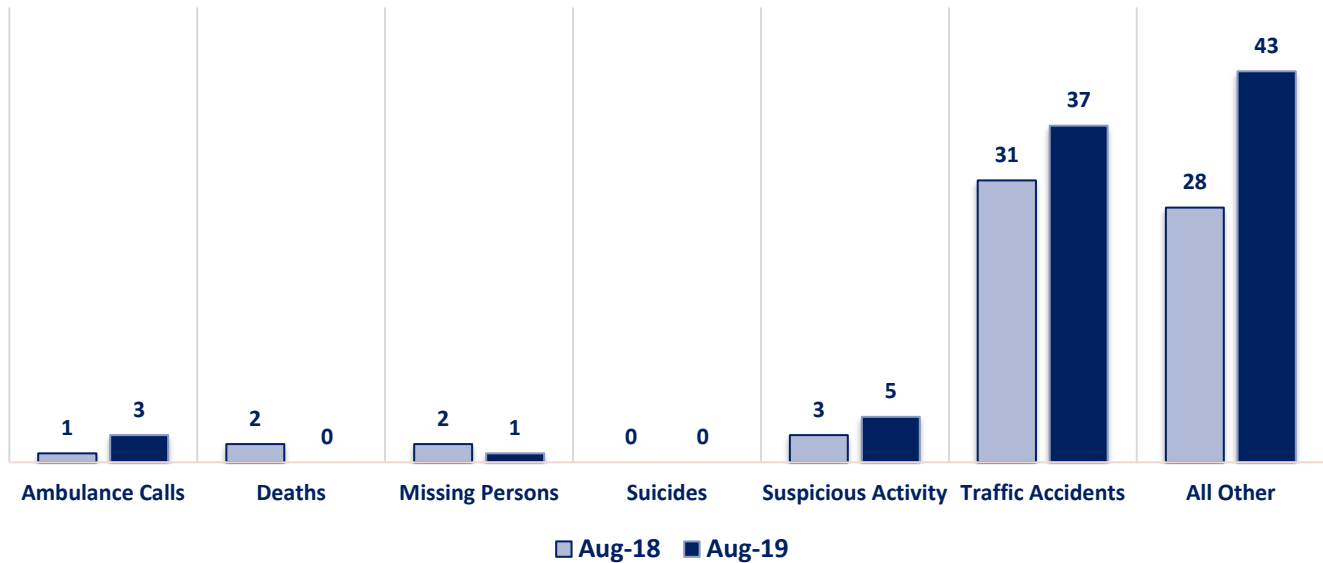
### Part I Offenses



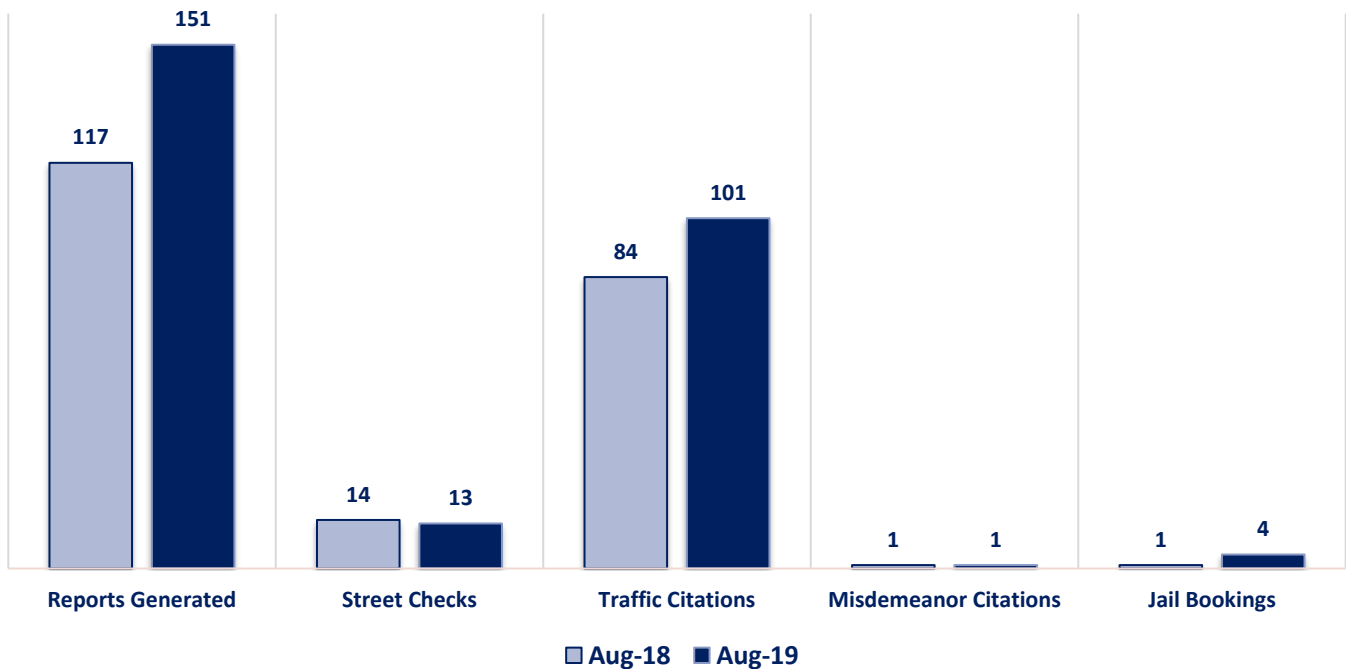
### Part II Offenses



### Non-UCR Offenses

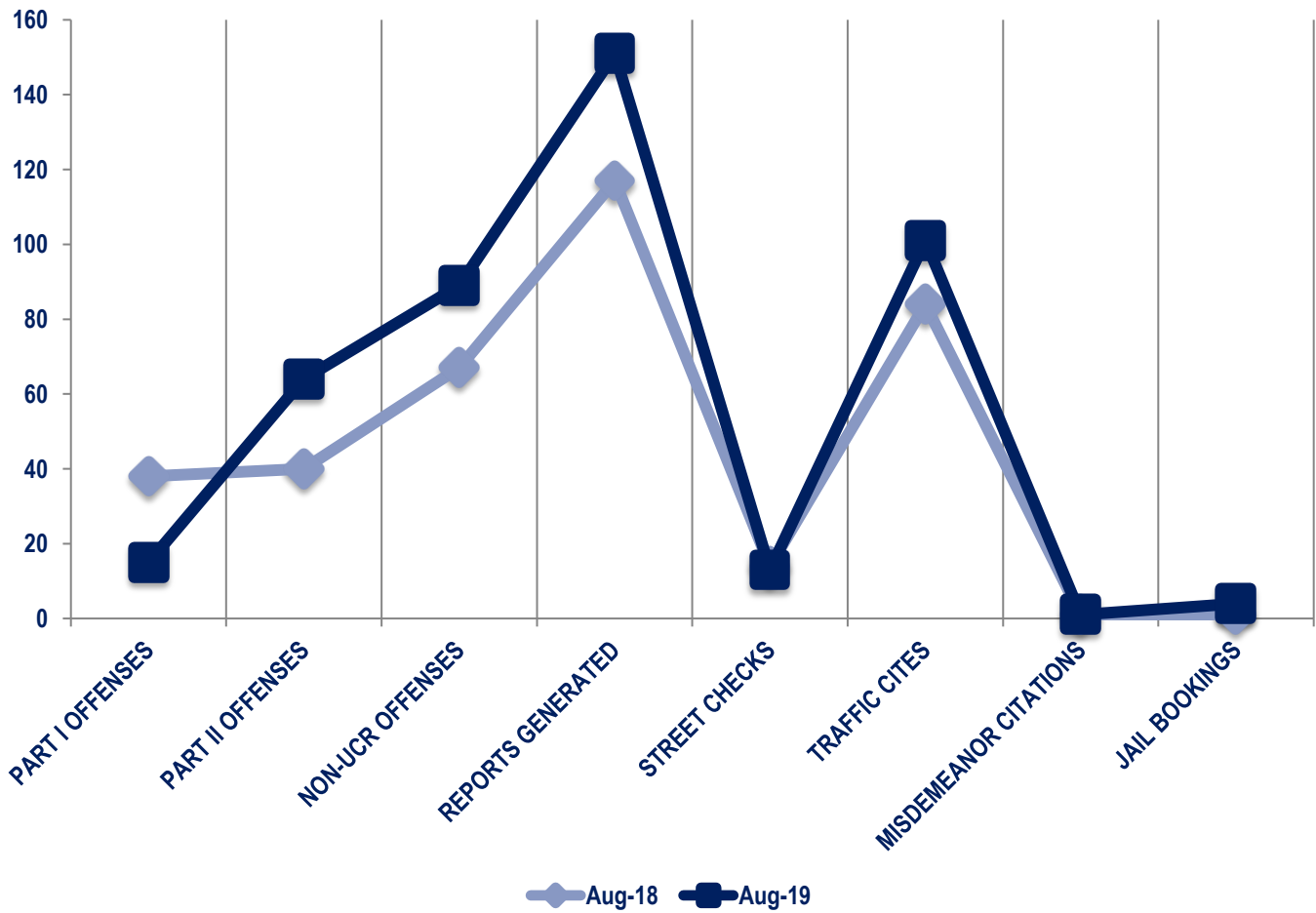


### Other Event Totals



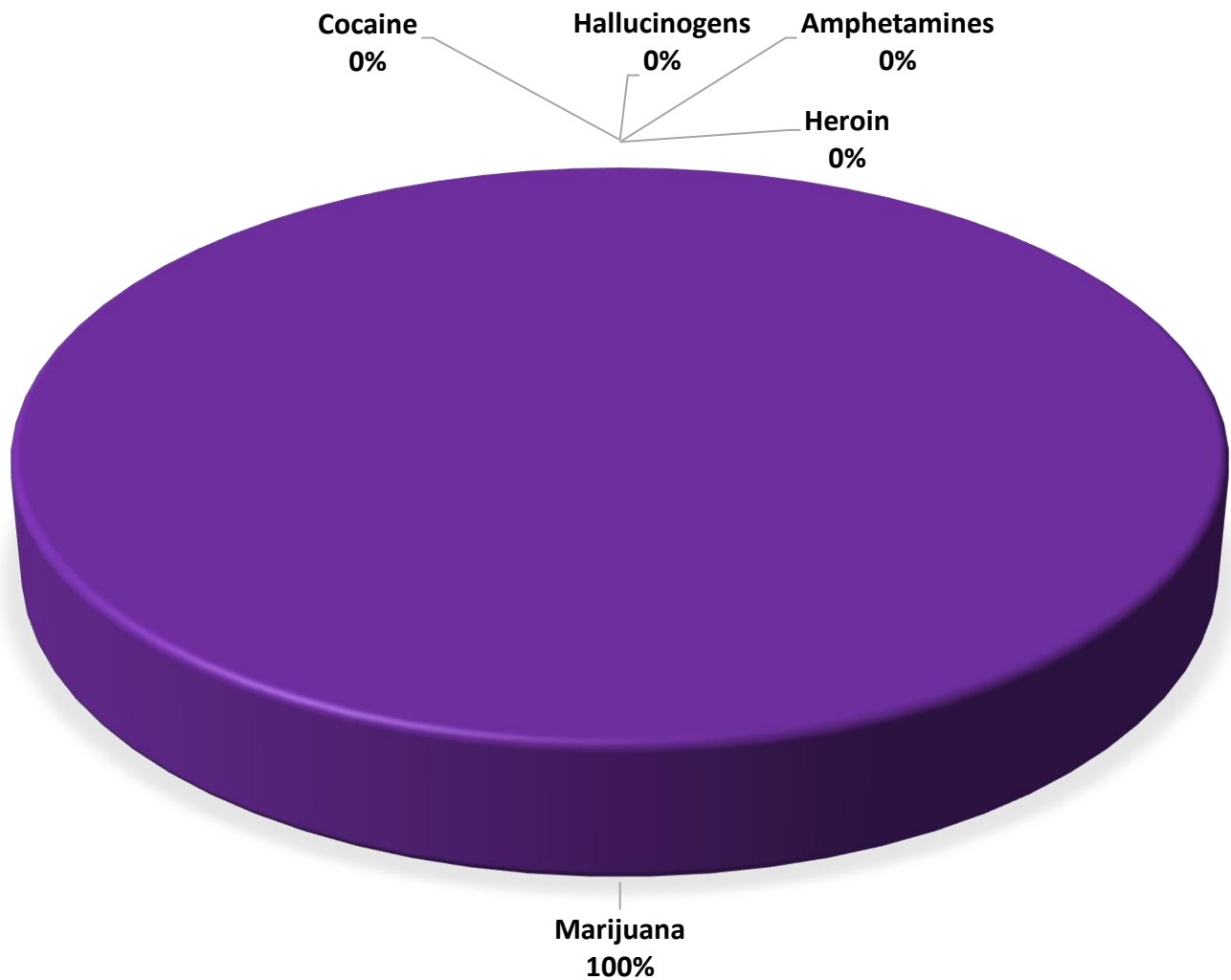
### Combined Offense/Event Trends

	AUG 2018	AUG 2019
<b>Part I Offenses</b>	38	15
<b>Part II Offenses</b>	40	64
<b>NonUCR Offenses</b>	67	89
<b>Reports Generated</b>	117	151
<b>Street Checks</b>	14	13
<b>Traffic Citations</b>	84	101
<b>Misdemeanor Citations</b>	1	1
<b>Jail Bookings</b>	1	4

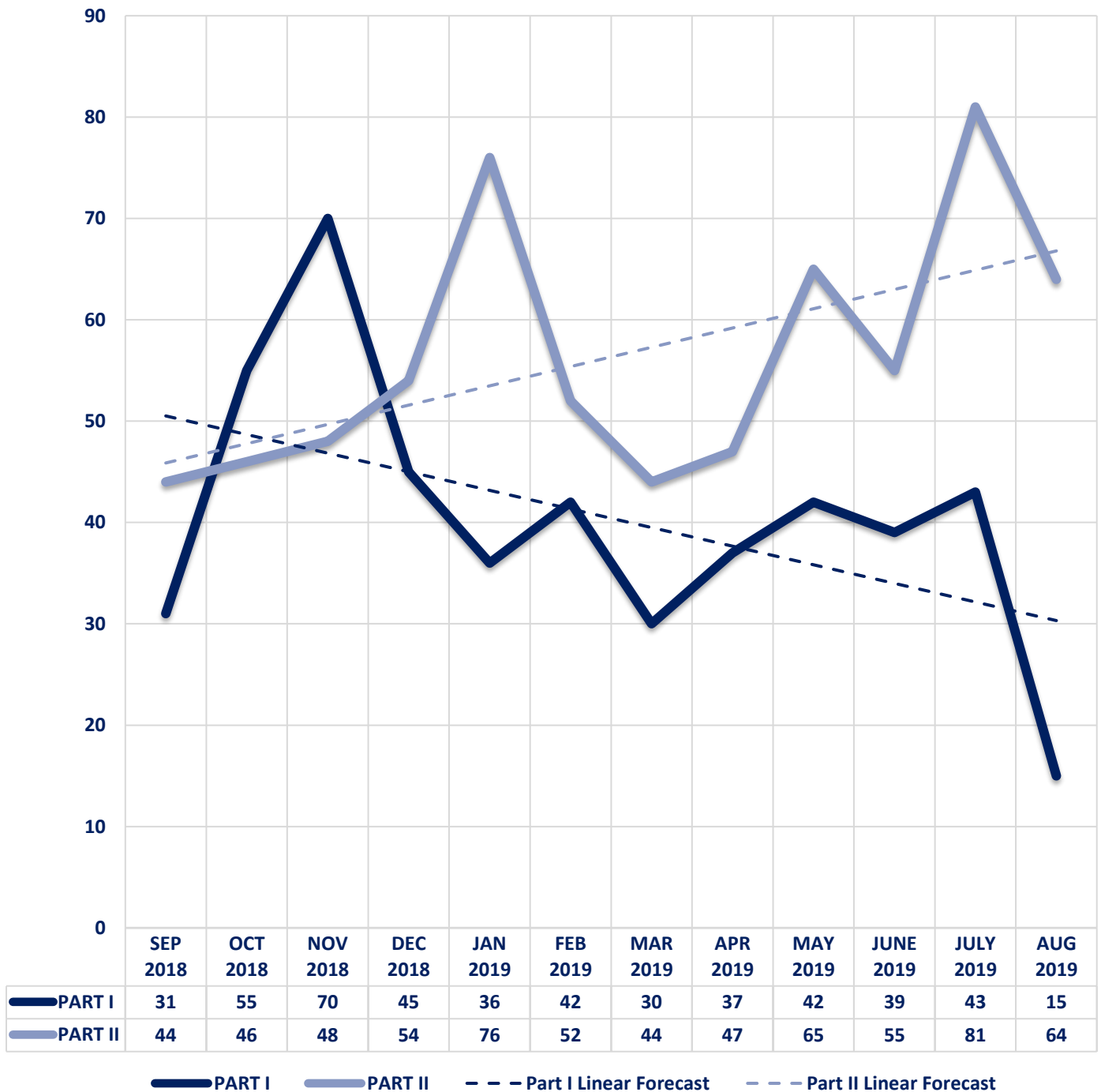


### Seized Drugs

TYPE	DOSES	STREET VALUE
Cocaine	0.0	\$ -
Heroin	0.0	\$ -
Marijuana	10.1	\$ 60.32
Hallucinogens	0.0	\$ -
Amphetamines	0.0	\$ -
<b>TOTAL</b>	<b>10.1</b>	<b>\$ 60.32</b>



### Part I & II Offenses - One Year





## CITY COUNCIL DISTRICT #6

### MONTHLY OFFENSE SUMMARY

SEPTEMBER 2019

These figures represent preliminary counts of original Police Incident Reports and include all offenses within the above listed City Council District only. Full statistical analysis to determine the confidence level of this data has not been performed. The results contained herein are approximate in relation to the listed area and may not fully coincide with data shown in other areas of SLCPD's Crime Statistics page such as Calls for Service, Crimes Trending, and Crime Reports due to and reflective of departmental procedures that were in place at the time the event occurred and the date this data was compiled. Results displayed are not distinguished as attempted or completed crimes, do not include other calls for police service, and only represent police service where a report was made. Police Incident Reports are classified by primary offense categories as defined by the Uniform Crime Reporting (UCR) system, however for this report all offenses are included, and each incident may have more than one offense listed on it. In cases where there is more than one offense listed, all offenses are counted individually. Although every reasonable verification effort is made, the accuracy of any data is subject to the constraints of the report generation process as well as the manner, format, and point in time of any query.

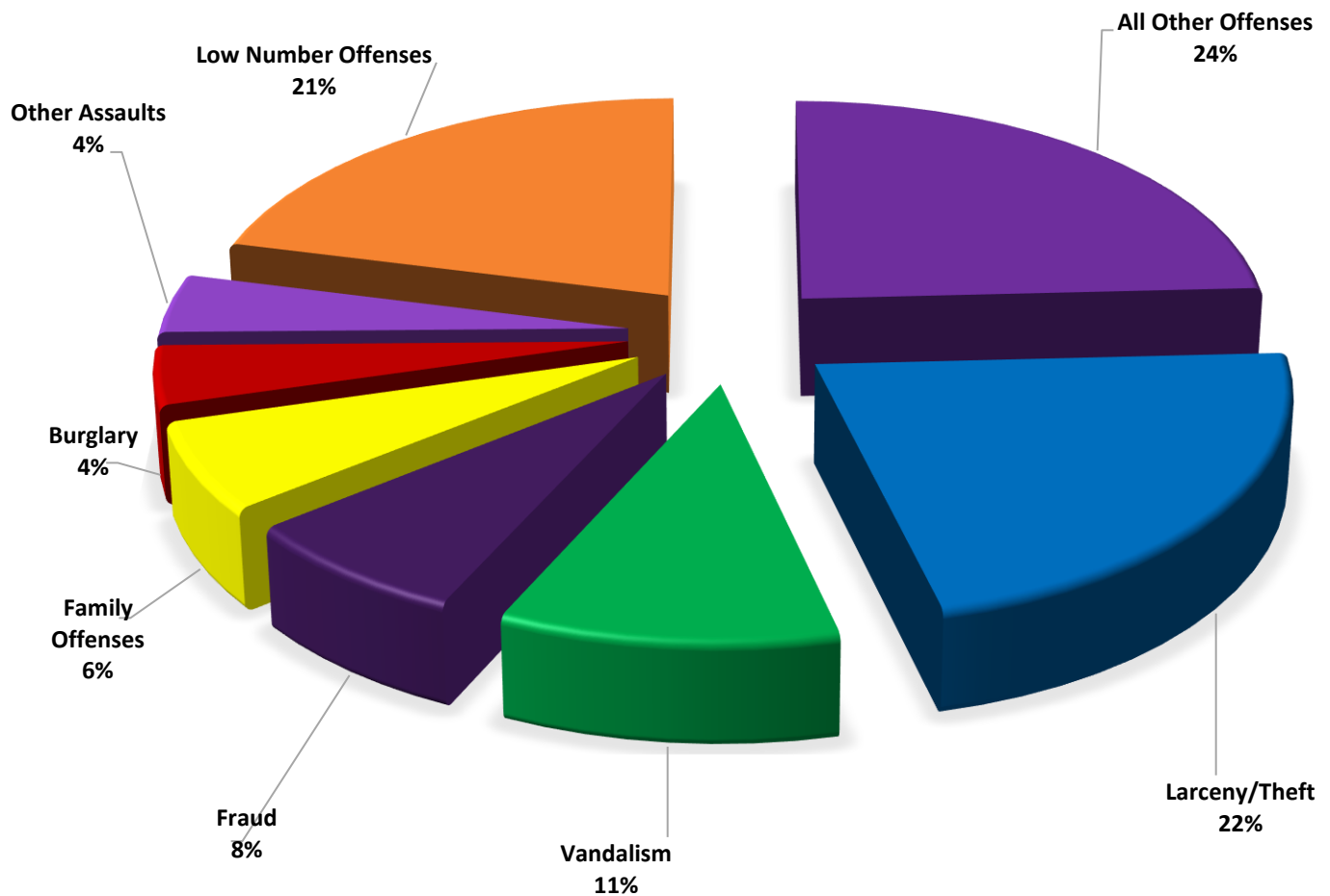
---

<b>PART I OFFENSES:</b>	Chosen by the FBI as Part I Offenses because they are serious crimes that occur with regularity in all areas of the country and are likely to be reported to Police.
<b>PART II OFFENSES:</b>	All other crimes other than the eight Part I Offenses. The Uniform Crime Reporting Program gathers only arrest data for Part II Offenses, however, SLCPD results displayed in this document display all Part II Offenses, regardless of the presence of arrest data.
<b>ALL OTHER OFFENSES:</b>	Under the Part II Offense section, 'All Other Offenses' include Peeping Tom, Trespass, Kidnap/Abduction, Pornography, Extortion/Blackmail, Bribery, Warrants, Sexual Offenses, Obstruction, Public Peace, and Hit & Run.
<b>NON-UCR OFFENSES:</b>	Non-UCR Offenses include reports for all other offenses not classified as a Part I or Part II Offense. Results displayed separate some of these offenses such as Ambulance Calls, Deaths, Missing Persons, Suicides, Suspicious Activity, and Traffic Accidents.
<b>ALL OTHER NON-UCR:</b>	Under the Non-UCR category, 'All Other' include the remainder of offenses not classified as Part I or Part II and not separated from the Non-UCR Offenses. These include things such as Loud Parties, Barking Dogs, Mentally Ill Subjects, Citizen Assistance, etc.
<b>LOW NUMBER OFFENSES:</b>	On page two, in the interest of space and allowing for easier viewing, the category titled 'Low Number Offenses' include Part I and Part II Offenses from page one that have totals under the amount of 4.

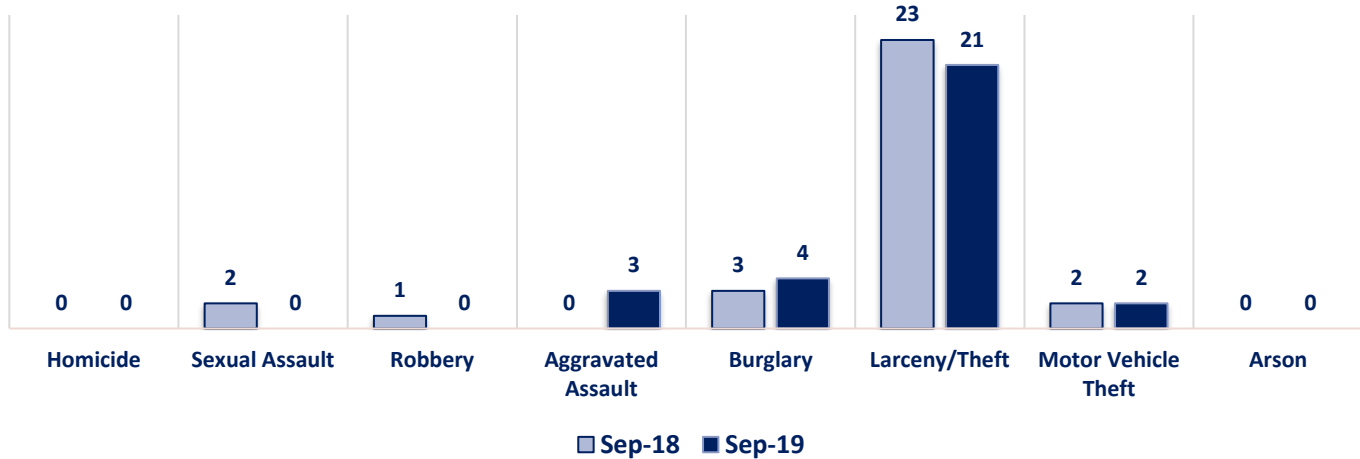
## Offenses

PART I OFFENSES	OFFENSE	SEPT 18	SEPT 19	OFFENSE	SEPT 18	SEPT 19	PART II OFFENSES
	Homicide	0	0	Other Assaults	2	4	
	Sexual Assault	2	0	Forgery/Counterfeit	4	2	
	Robbery	1	0	Fraud	1	7	
	Aggravated Assault	0	3	Embezzlement	0	1	
	Burglary	3	4	Stolen Property	0	0	
	Larceny/Theft	23	21	Vandalism	8	10	
	Motor Vehicle Theft	2	2	Weapons	0	0	
	Arson	0	0	Prostitution	0	0	
PART I TOTALS	31	30	Sex Offenses	1	0		
NON-UCR OFFENSES	Ambulance Calls	2	3	Drug Abuse	2	3	
	Deaths	2	2	Gambling	0	0	
	Missing Persons	1	1	Family Offenses	2	6	
	Suicides	1	0	DUI	1	1	
	Suspicious Activity	4	7	Liquor Laws	0	0	
	Traffic Accidents	26	26	Drunkenness	0	4	
	All Other	44	36	Disorderly Conduct	2	2	
NON-UCR TOTALS	80	75	All Other Offenses	22	23		
PART I OFFENSES	31	30	Curfew/Loitering	0	0		
PART II OFFENSES	46	65	Runaway	1	2		
NON-UCR OFFENSES	80	75	PART II TOTALS	46	65		
TOTALS	TOTAL	157	170				

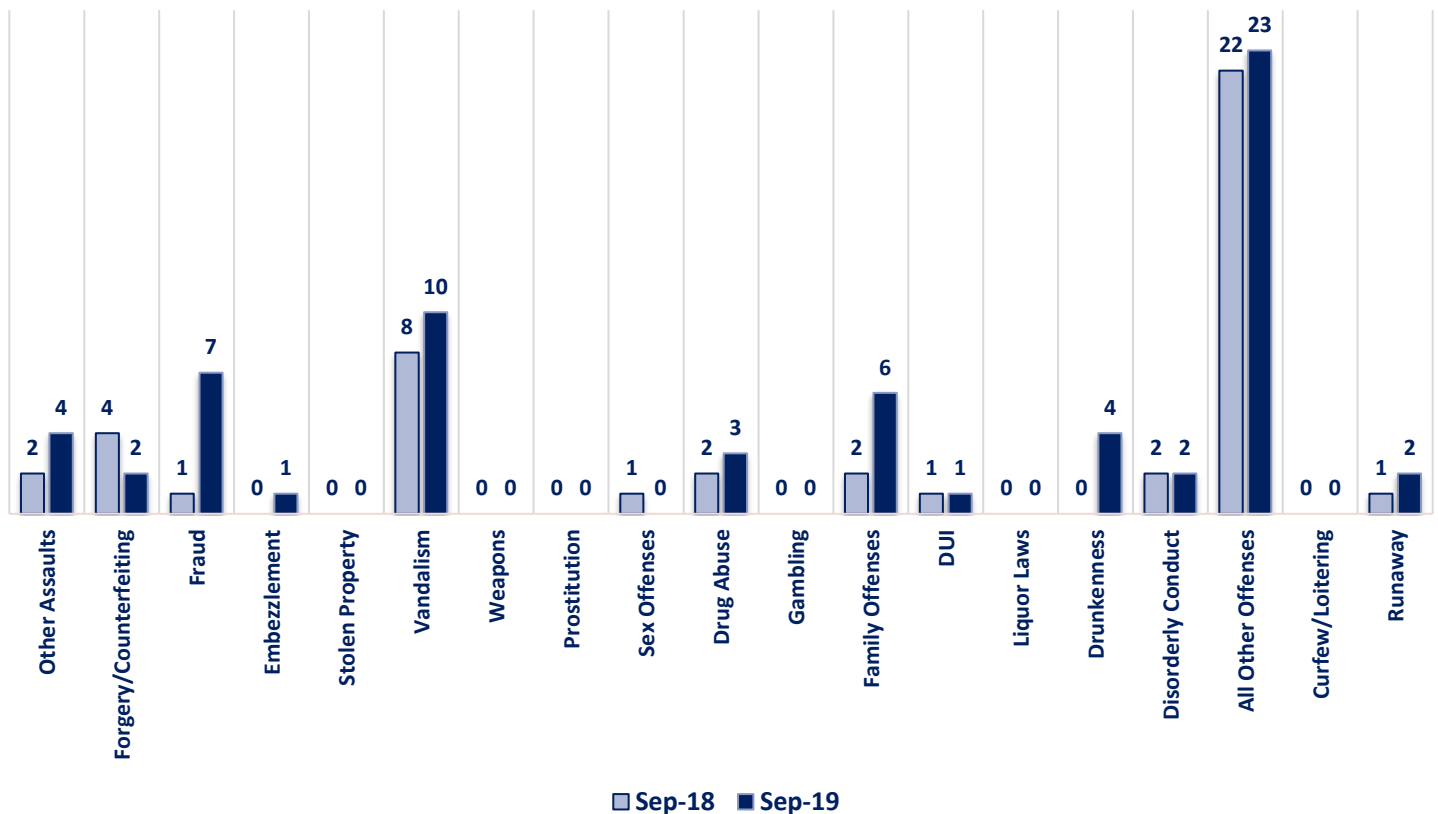
**SEPTEMBER 2019 - PART I & II OFFENSE PERCENTAGES**



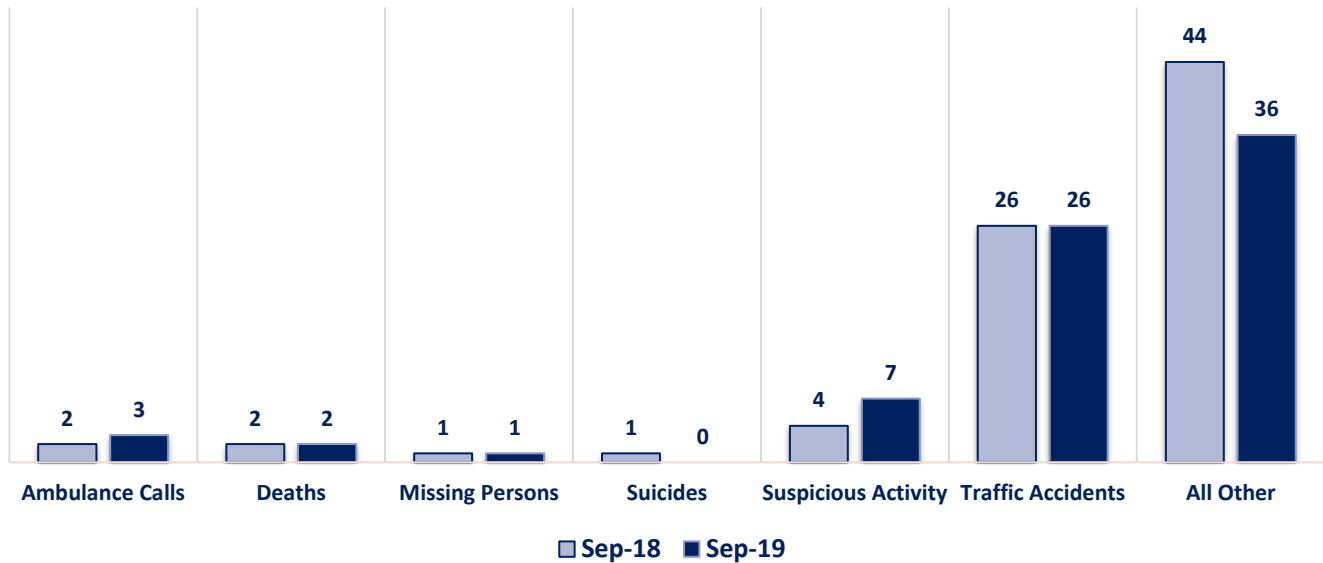
### Part I Offenses



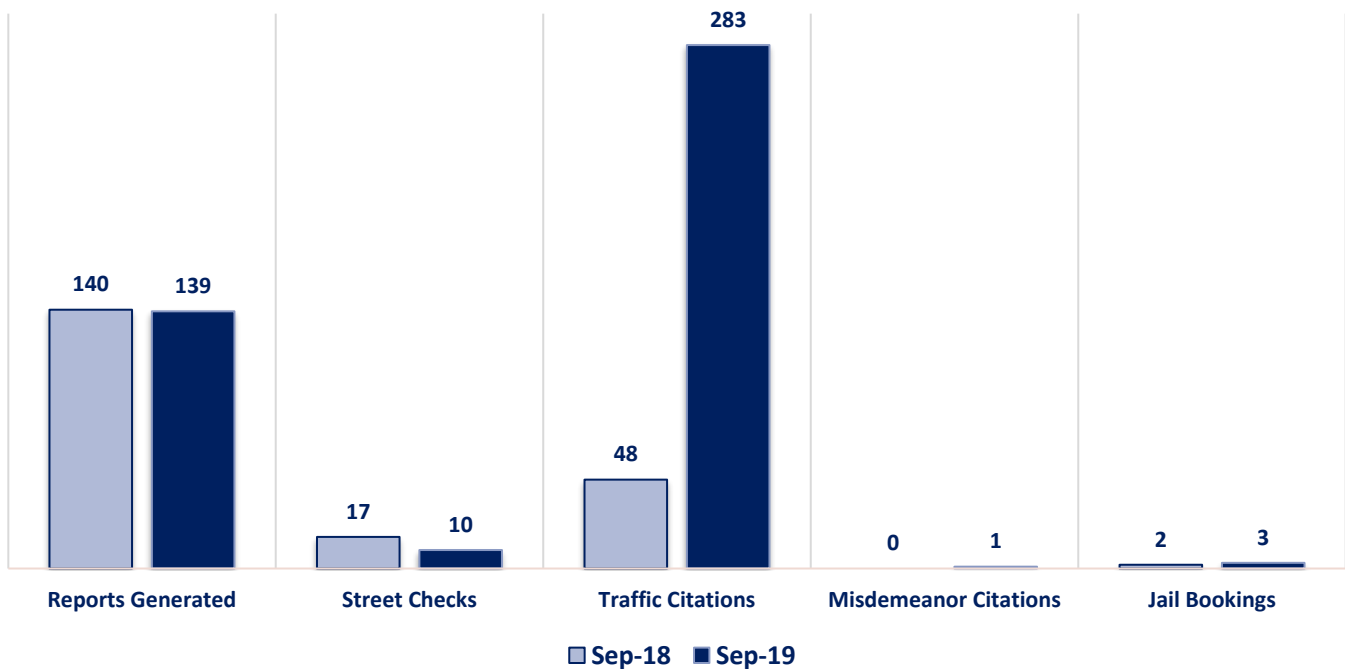
### Part II Offenses



### Non-UCR Offenses

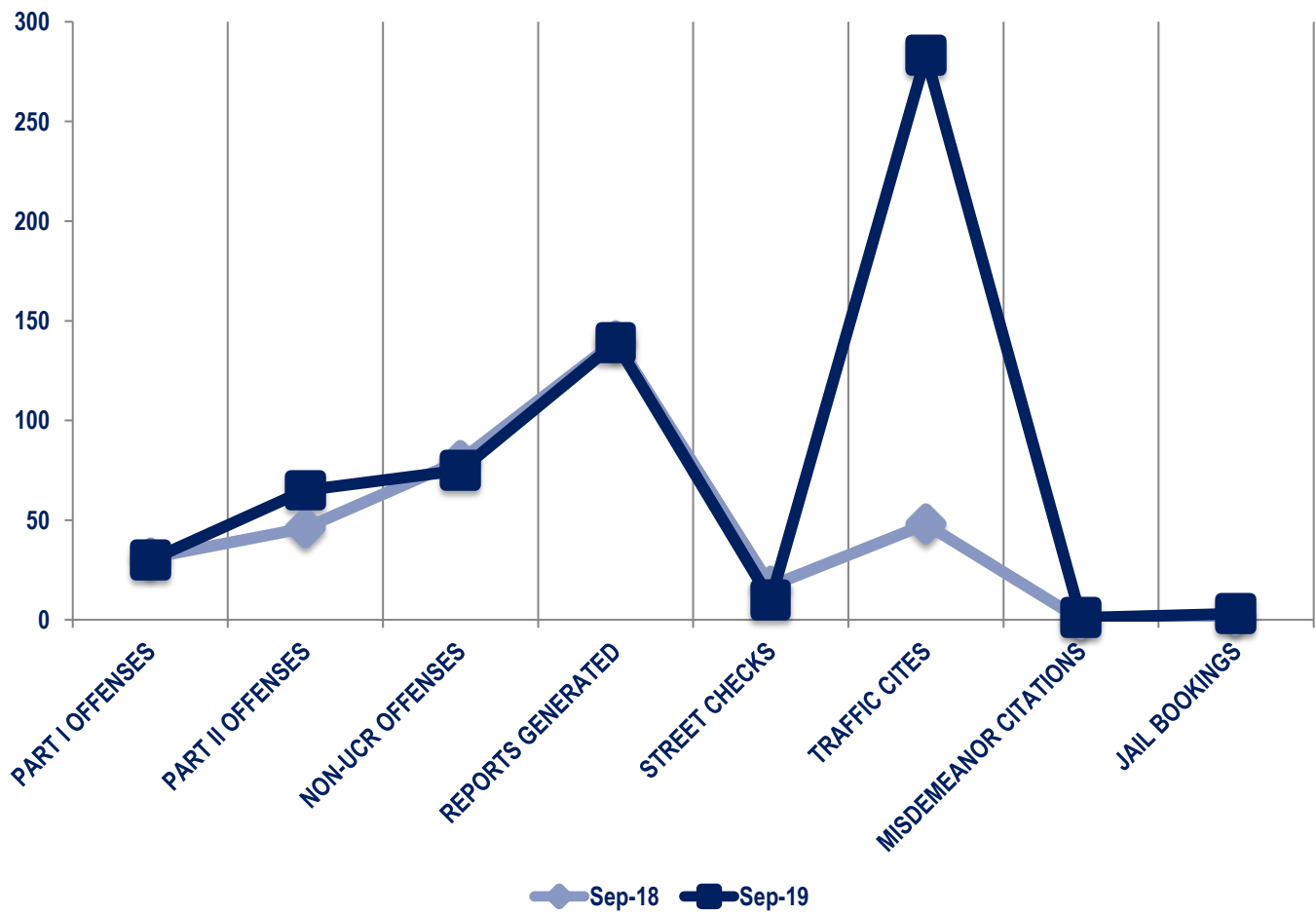


### Other Event Totals



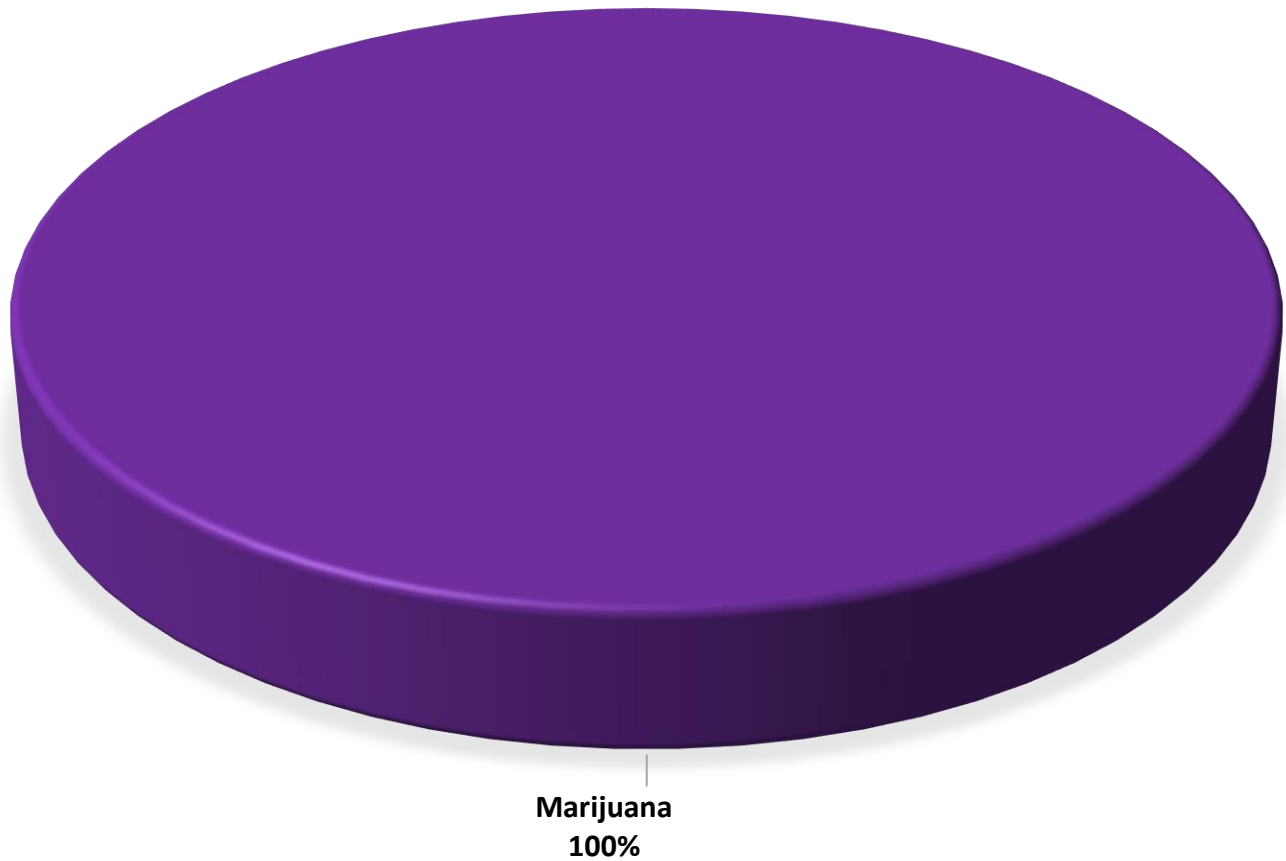
### Combined Offense/Event Trends

	SEPT 2018	SEPT 2019
<b>Part I Offenses</b>	31	30
<b>Part II Offenses</b>	46	65
<b>NonUCR Offenses</b>	80	75
<b>Reports Generated</b>	140	139
<b>Street Checks</b>	17	10
<b>Traffic Citations</b>	48	283
<b>Misdemeanor Citations</b>	0	1
<b>Jail Bookings</b>	2	3

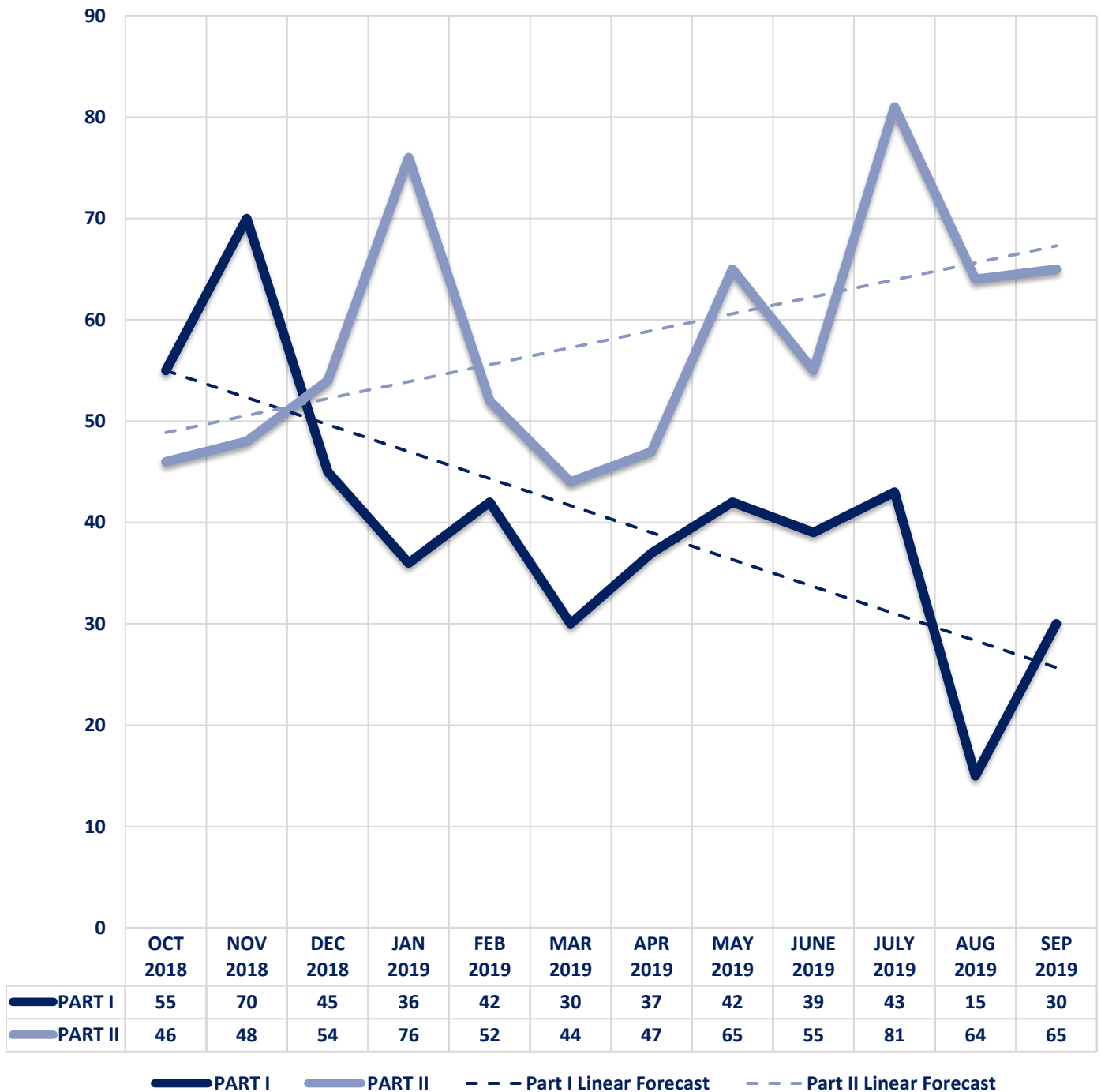


### Seized Drugs

TYPE	DOSES	STREET VALUE	
Cocaine	0.0	\$	-
Heroin	0.0	\$	-
Marijuana	2.0	\$	12.00
Hallucinogens	0.0	\$	-
Amphetamines	0.0	\$	-
<b>TOTAL</b>	<b>2.0</b>	<b>\$</b>	<b>12.00</b>



### Part I & II Offenses - One Year





## CITY COUNCIL DISTRICT #6 MONTHLY OFFENSE SUMMARY

**OCTOBER 2019**

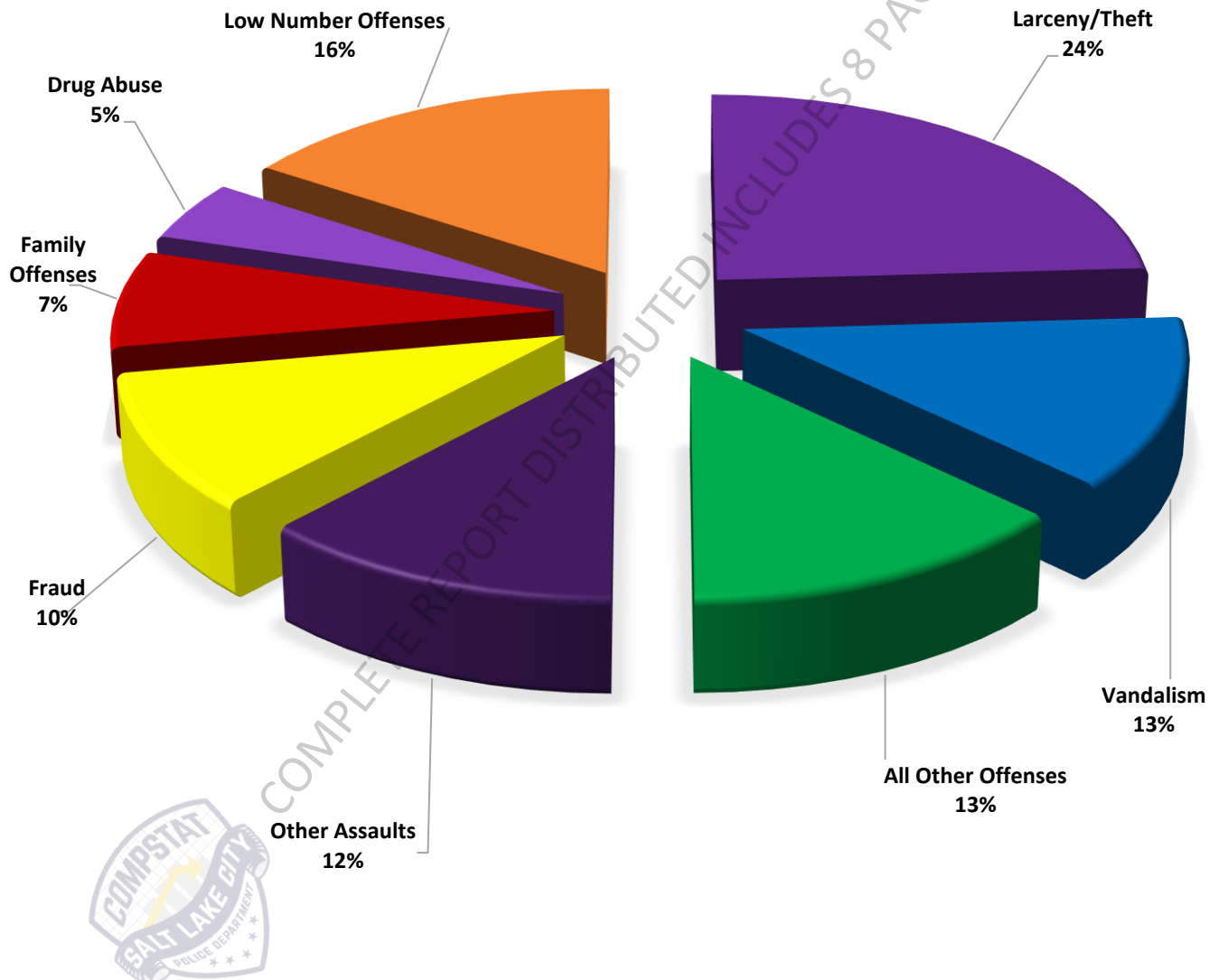
These figures represent preliminary counts of original Police Incident Reports and include all offenses within the above listed City Council District only. Full statistical analysis to determine the confidence level of this data has not been performed. The results contained herein are approximate in relation to the listed area and may not fully coincide with data shown in other areas of SLCPD's Crime Statistics page such as Calls for Service, Crimes Trending, and Crime Reports due to and reflective of departmental procedures that were in place at the time the event occurred and the date this data was compiled. Results displayed are not distinguished as attempted or completed crimes, do not include other calls for police service, and only represent police service where a report was made. Police Incident Reports are classified by primary offense categories as defined by the Uniform Crime Reporting (UCR) system, however for this report all offenses are included, and each incident may have more than one offense listed on it. In cases where there is more than one offense listed, all offenses are counted individually. Although every reasonable verification effort is made, the accuracy of any data is subject to the constraints of the report generation process as well as the manner, format, and point in time of any query.

<b>PART I OFFENSES:</b>	Chosen by the FBI as Part I Offenses because they are serious crimes that occur with regularity in all areas of the country and are likely to be reported to Police.
<b>PART II OFFENSES:</b>	All other crimes other than the eight Part I Offenses. The Uniform Crime Reporting Program gathers only arrest data for Part II Offenses, however, SLCPD results displayed in this document display all Part II Offenses, regardless of the presence of arrest data.
<b>ALL OTHER OFFENSES:</b>	Under the Part II Offense section, 'All Other Offenses' include Peeping Tom, Trespass, Kidnap/Abduction, Pornography, Extortion/Blackmail, Bribery, Warrants, Sexual Offenses, Obstruction, Public Peace, and Hit & Run.
<b>NON-UCR OFFENSES:</b>	Non-UCR Offenses include reports for all other offenses not classified as a Part I or Part II Offense. Results displayed separate some of these offenses such as Ambulance Calls, Deaths, Missing Persons, Suicides, Suspicious Activity, and Traffic Accidents.
<b>ALL OTHER NON-UCR:</b>	Under the Non-UCR category, 'All Other' include the remainder of offenses not classified as Part I or Part II and not separated from the Non-UCR Offenses. These include things such as Loud Parties, Barking Dogs, Mentally Ill Subjects, Citizen Assistance, etc.
<b>LOW NUMBER OFFENSES:</b>	On page two, in the interest of space and allowing for easier viewing, the category titled 'Low Number Offenses' include Part I and Part II Offenses from page one that have totals under the amount of 4.

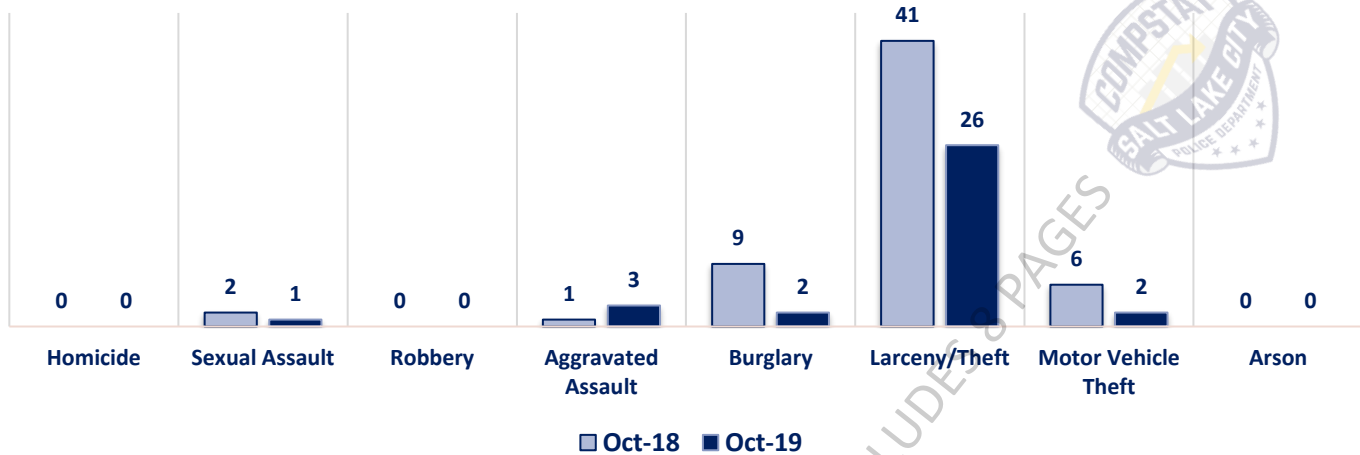
## Offenses

PART I OFFENSES	OFFENSE	OCT 18	OCT 19	OFFENSE	OCT 18	OCT 19	PART II OFFENSES
	Homicide	0	0	Other Assaults	5	13	
	Sexual Assault	2	1	Forgery/Counterfeit	4	1	
	Robbery	0	0	Fraud	3	11	
	Aggravated Assault	1	3	Embezzlement	1	0	
	Burglary	9	2	Stolen Property	0	0	
	Larceny/Theft	41	26	Vandalism	6	14	
	Motor Vehicle Theft	6	2	Weapons	0	0	
NON-UCR OFFENSES	Arson	0	0	Prostitution	0	0	
	<b>PART I TOTALS</b>	<b>59</b>	<b>34</b>	Sex Offenses	3	2	
	Ambulance Calls	4	4	Drug Abuse	2	5	
	Deaths	2	0	Gambling	0	0	
	Missing Persons	1	1	Family Offenses	4	8	
	Suicides	0	1	DUI	0	4	
	Suspicious Activity	4	6	Liquor Laws	0	0	
	Traffic Accidents	28	25	Drunkenness	1	0	
TOTALS	All Other	41	32	Disorderly Conduct	1	1	
	<b>NON-UCR TOTALS</b>	<b>80</b>	<b>69</b>	All Other Offenses	17	14	
	<b>PART I OFFENSES</b>	<b>59</b>	<b>34</b>	Curfew/Loitering	0	0	
	<b>PART II OFFENSES</b>	<b>48</b>	<b>74</b>	Runaway	1	1	
	<b>NON-UCR OFFENSES</b>	<b>80</b>	<b>69</b>	<b>PART II TOTALS</b>	<b>48</b>	<b>74</b>	
	<b>TOTAL</b>	<b>187</b>	<b>177</b>				

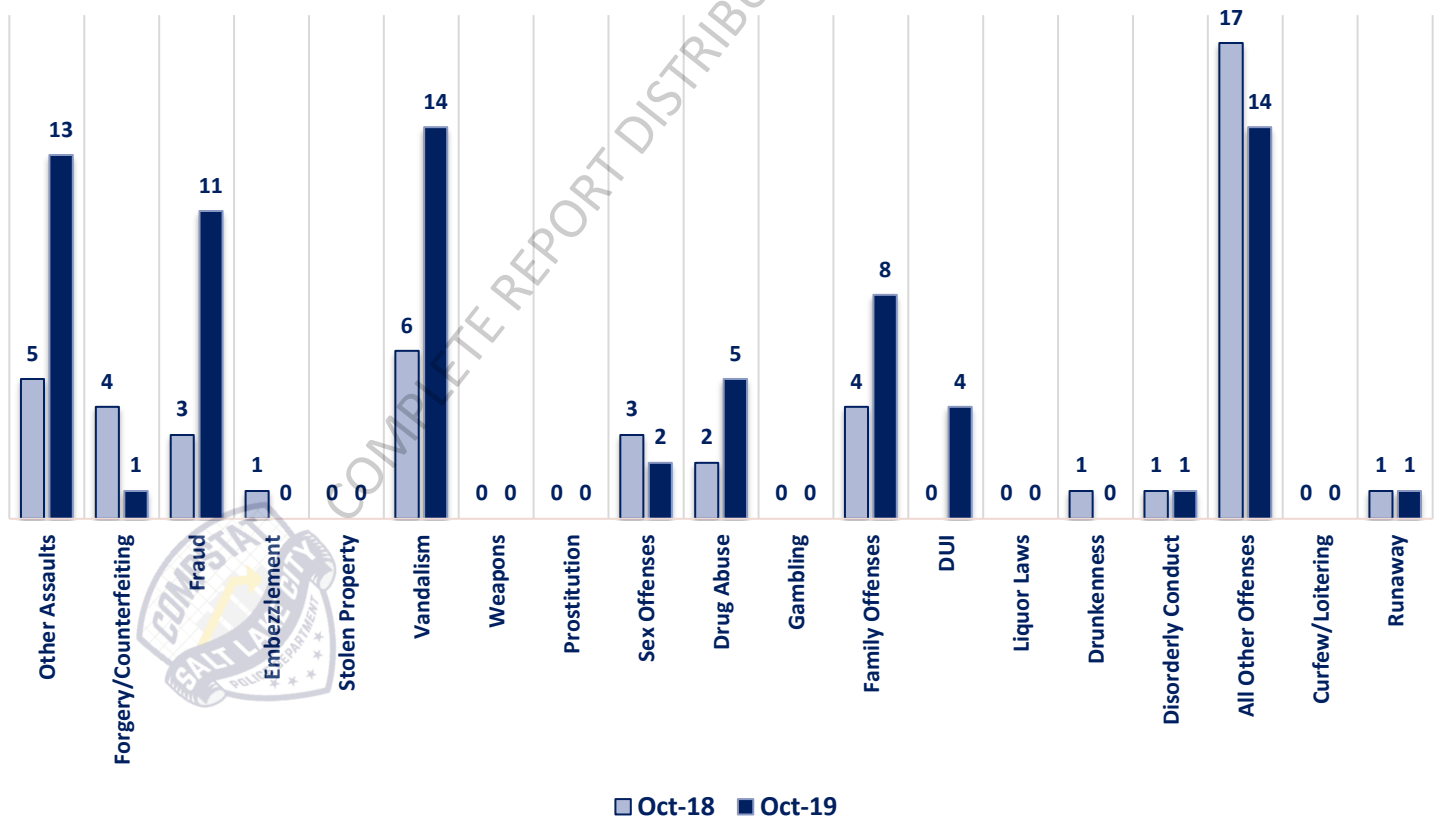
**OCTOBER 2019 - PART I & II OFFENSE PERCENTAGES**



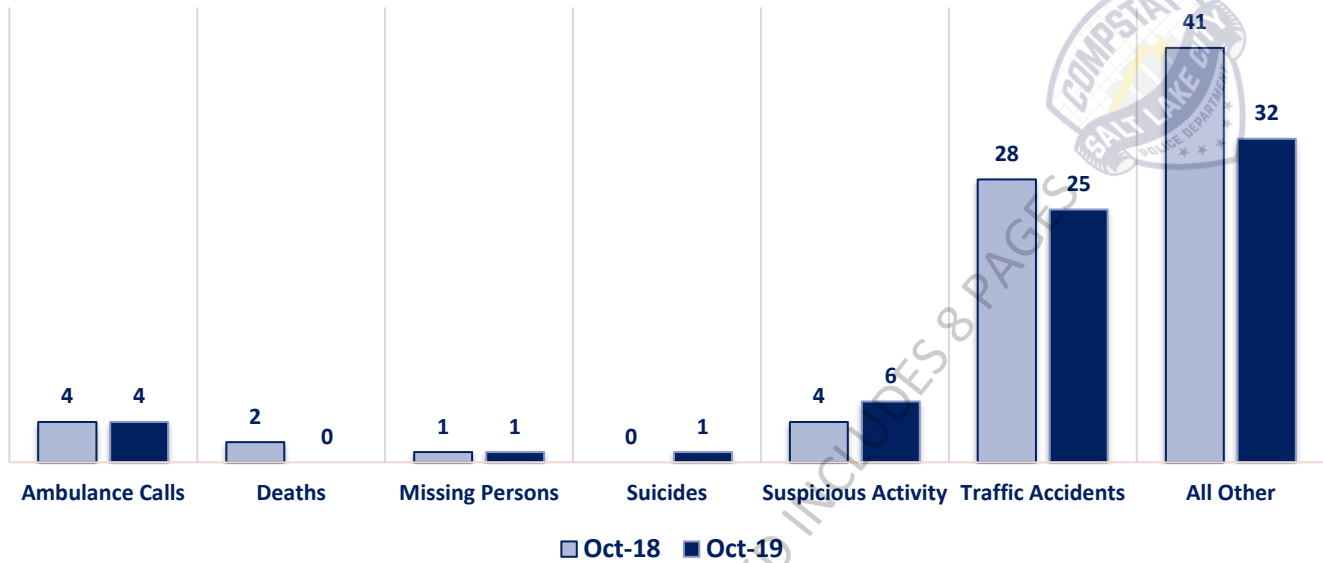
### Part I Offenses



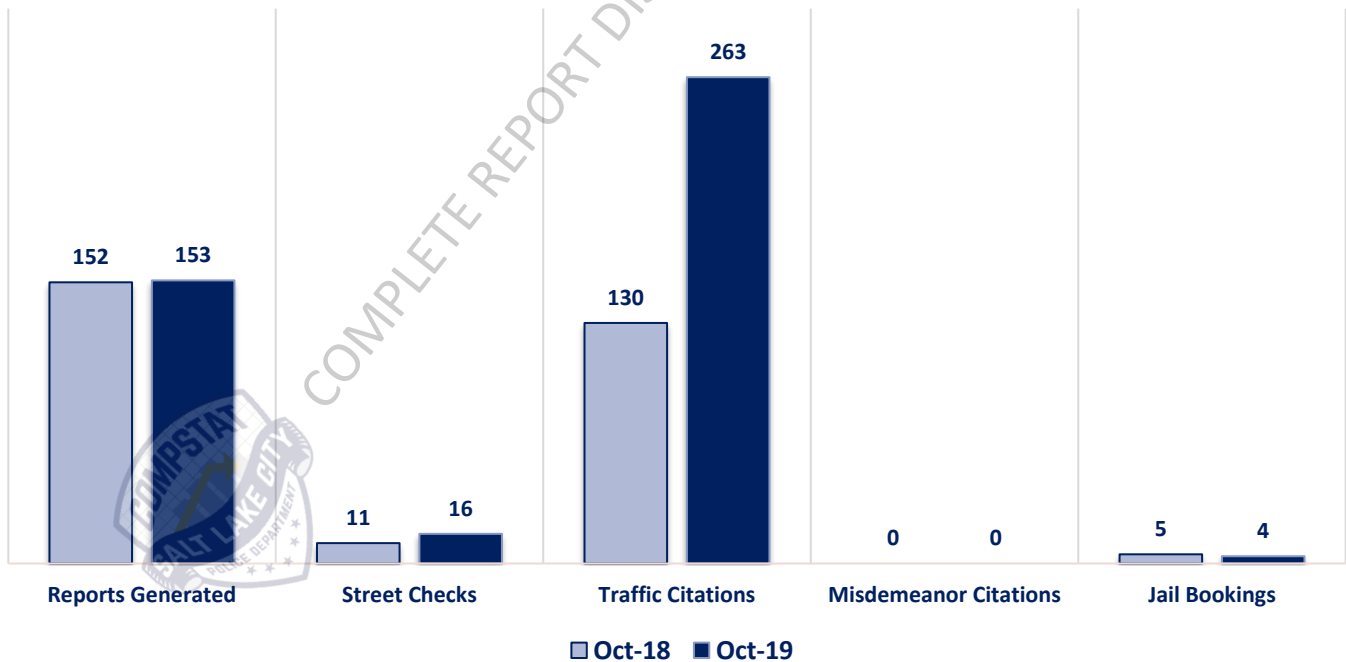
### Part II Offenses



### Non-UCR Offenses

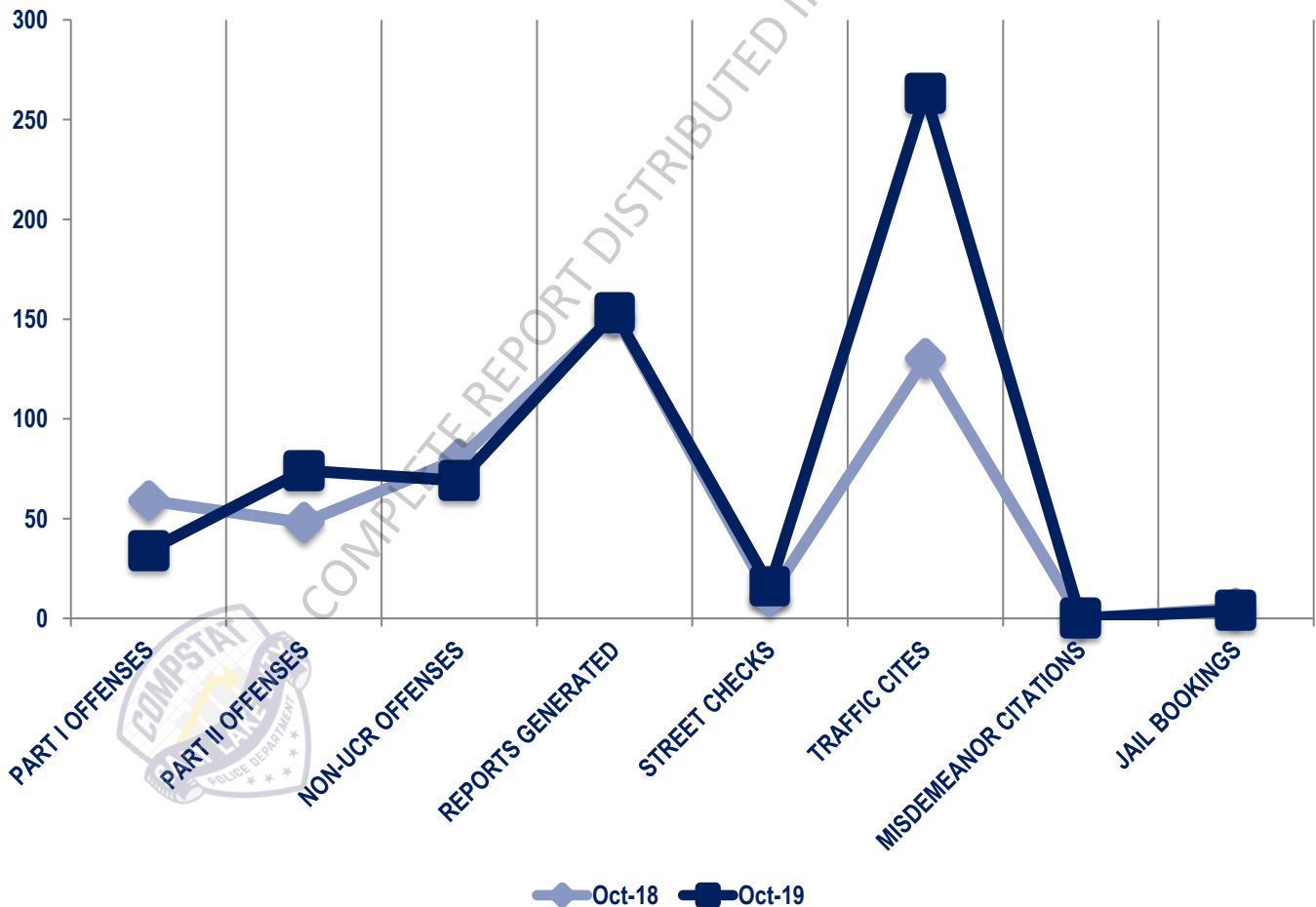


### Other Event Totals



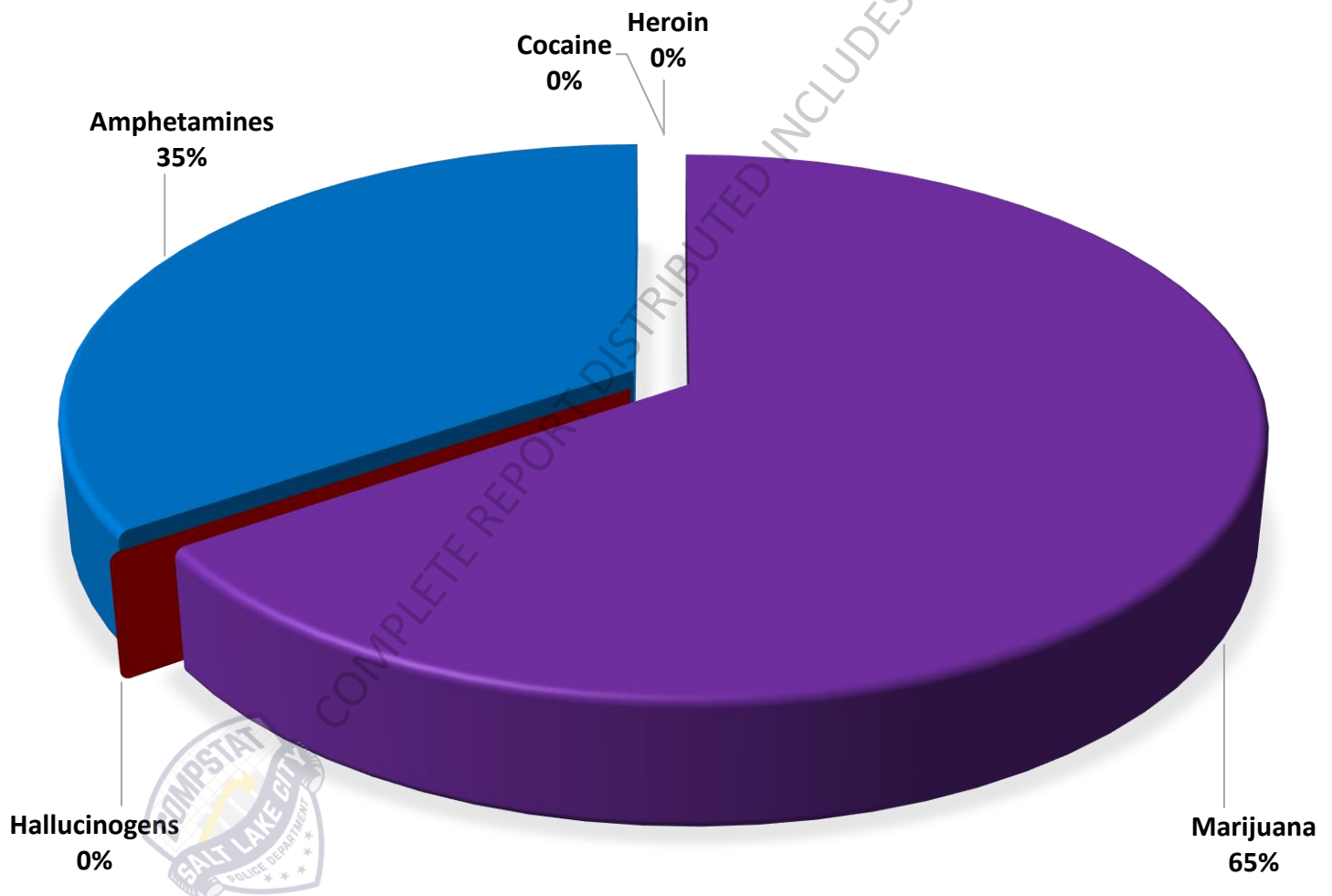
### Combined Offense/Event Trends

	OCT 2018	OCT 2019
<b>Part I Offenses</b>	59	34
<b>Part II Offenses</b>	48	74
<b>NonUCR Offenses</b>	80	69
<b>Reports Generated</b>	152	153
<b>Street Checks</b>	11	16
<b>Traffic Citations</b>	130	263
<b>Misdemeanor Citations</b>	0	0
<b>Jail Bookings</b>	5	4

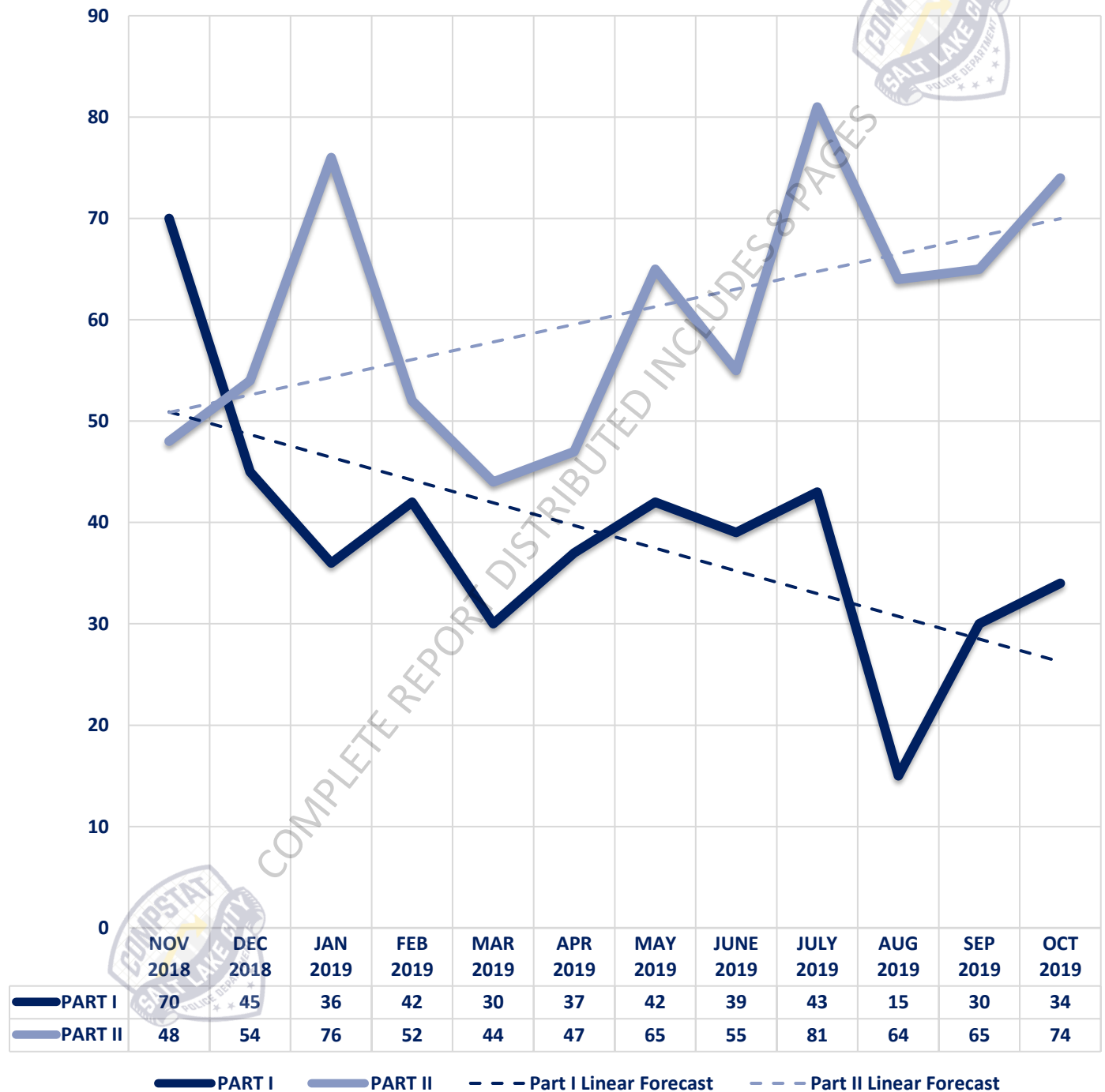


### Seized Drugs

TYPE	DOSES	STREET VALUE
Cocaine	0.0	\$ -
Heroin	0.0	\$ -
Marijuana	5.1	\$ 30.69
Hallucinogens	0.0	\$ -
Amphetamines	2.7	\$ 27.00
<b>TOTAL</b>	<b>7.8</b>	<b>\$ 57.69</b>



### Part I & II Offenses - One Year





# SALT LAKE CITY CRIME STATS



## CITY COUNCIL DISTRICT #6 MONTHLY OFFENSE SUMMARY

**NOVEMBER 2019**

These figures represent preliminary counts of original Police Incident Reports and include all offenses within the above listed City Council District only. Full statistical analysis to determine the confidence level of this data has not been performed. The results contained herein are approximate in relation to the listed area and may not fully coincide with data shown in other areas of SLCPD's Crime Statistics page such as Calls for Service, Crimes Trending, and Crime Reports due to and reflective of departmental procedures that were in place at the time the event occurred and the date this data was compiled. Results displayed are not distinguished as attempted or completed crimes, do not include other calls for police service, and only represent police service where a report was made. Police Incident Reports are classified by primary offense categories as defined by the Uniform Crime Reporting (UCR) system, however for this report all offenses are included, and each incident may have more than one offense listed on it. In cases where there is more than one offense listed, all offenses are counted individually. Although every reasonable verification effort is made, the accuracy of any data is subject to the constraints of the report generation process as well as the manner, format, and point in time of any query.

<b>PART I OFFENSES:</b>	Chosen by the FBI as Part I Offenses because they are serious crimes that occur with regularity in all areas of the country and are likely to be reported to Police.
<b>PART II OFFENSES:</b>	All other crimes other than the eight Part I Offenses. The Uniform Crime Reporting Program gathers only arrest data for Part II Offenses, however, SLCPD results displayed in this document display all Part II Offenses, regardless of the presence of arrest data.
<b>ALL OTHER OFFENSES:</b>	Under the Part II Offense section, 'All Other Offenses' include Peeping Tom, Trespass, Kidnap/Abduction, Pornography, Extortion/Blackmail, Bribery, Warrants, Sexual Offenses, Obstruction, Public Peace, and Hit & Run.
<b>NON-UCR OFFENSES:</b>	Non-UCR Offenses include reports for all other offenses not classified as a Part I or Part II Offense. Results displayed separate some of these offenses such as Ambulance Calls, Deaths, Missing Persons, Suicides, Suspicious Activity, and Traffic Accidents.
<b>ALL OTHER NON-UCR:</b>	Under the Non-UCR category, 'All Other' include the remainder of offenses not classified as Part I or Part II and not separated from the Non-UCR Offenses. These include things such as Loud Parties, Barking Dogs, Mentally Ill Subjects, Citizen Assistance, etc.
<b>LOW NUMBER OFFENSES:</b>	On page two, in the interest of space and allowing for easier viewing, the category titled 'Low Number Offenses' include Part I and Part II Offenses from page one that have totals under the amount of 2.

## Offenses

### PART I OFFENSES

OFFENSE	NOV 18	NOV 19
Homicide	0	0
Sexual Assault	0	0
Robbery	0	0
Aggravated Assault	0	1
Burglary	8	5
Larceny/Theft	62	27
Motor Vehicle Theft	3	0
Arson	0	0
<b>PART I TOTALS</b>	<b>73</b>	<b>33</b>

### NON-UCR OFFENSES

Ambulance Calls	5	2
Deaths	0	1
Missing Persons	1	0
Suicides	1	0
Suspicious Activity	4	7
Traffic Accidents	32	23
All Other	37	37
<b>NON-UCR TOTALS</b>	<b>80</b>	<b>70</b>

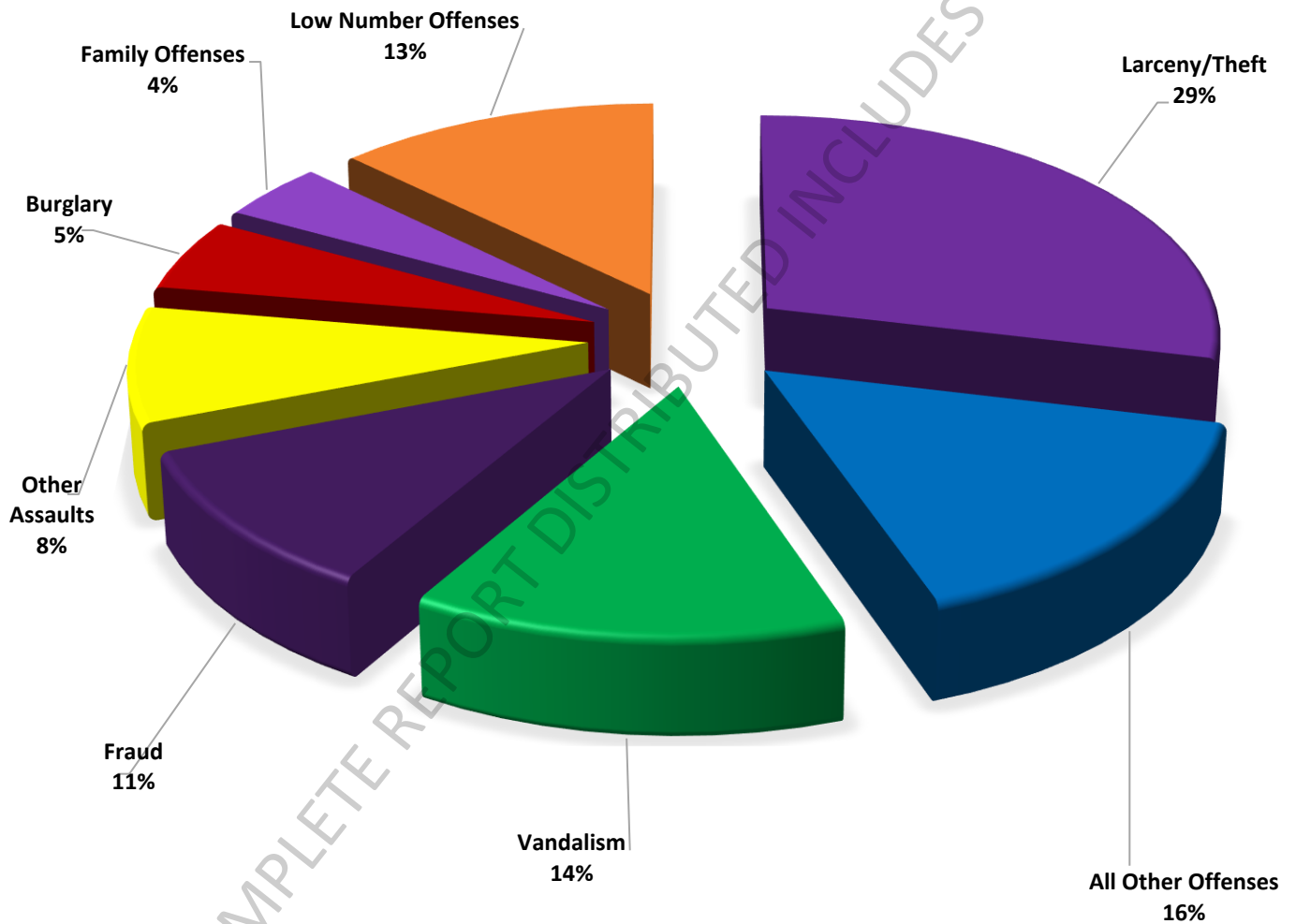
### TOTALS

<b>PART I OFFENSES</b>	<b>73</b>	<b>33</b>
<b>PART II OFFENSES</b>	<b>48</b>	<b>61</b>
<b>NON-UCR OFFENSES</b>	<b>80</b>	<b>70</b>
<b>TOTAL</b>	<b>201</b>	<b>164</b>

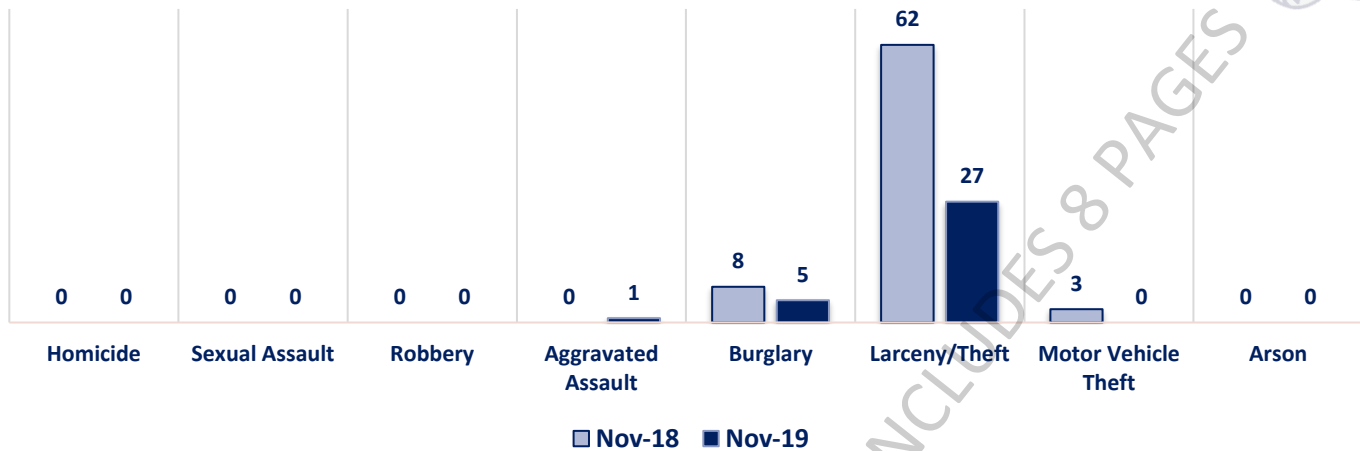
### PART II OFFENSES

OFFENSE	NOV 18	NOV 19
Other Assaults	5	8
Forgery/Counterfeit	0	1
Fraud	5	10
Embezzlement	0	0
Stolen Property	0	0
Vandalism	15	13
Weapons	0	0
Prostitution	0	0
Sex Offenses	0	1
Drug Abuse	4	1
Gambling	0	0
Family Offenses	4	4
DUI	3	2
Liquor Laws	0	0
Drunkenness	0	2
Disorderly Conduct	0	2
All Other Offenses	12	15
Curfew/Loitering	0	0
Runaway	0	2
<b>PART II TOTALS</b>	<b>48</b>	<b>61</b>

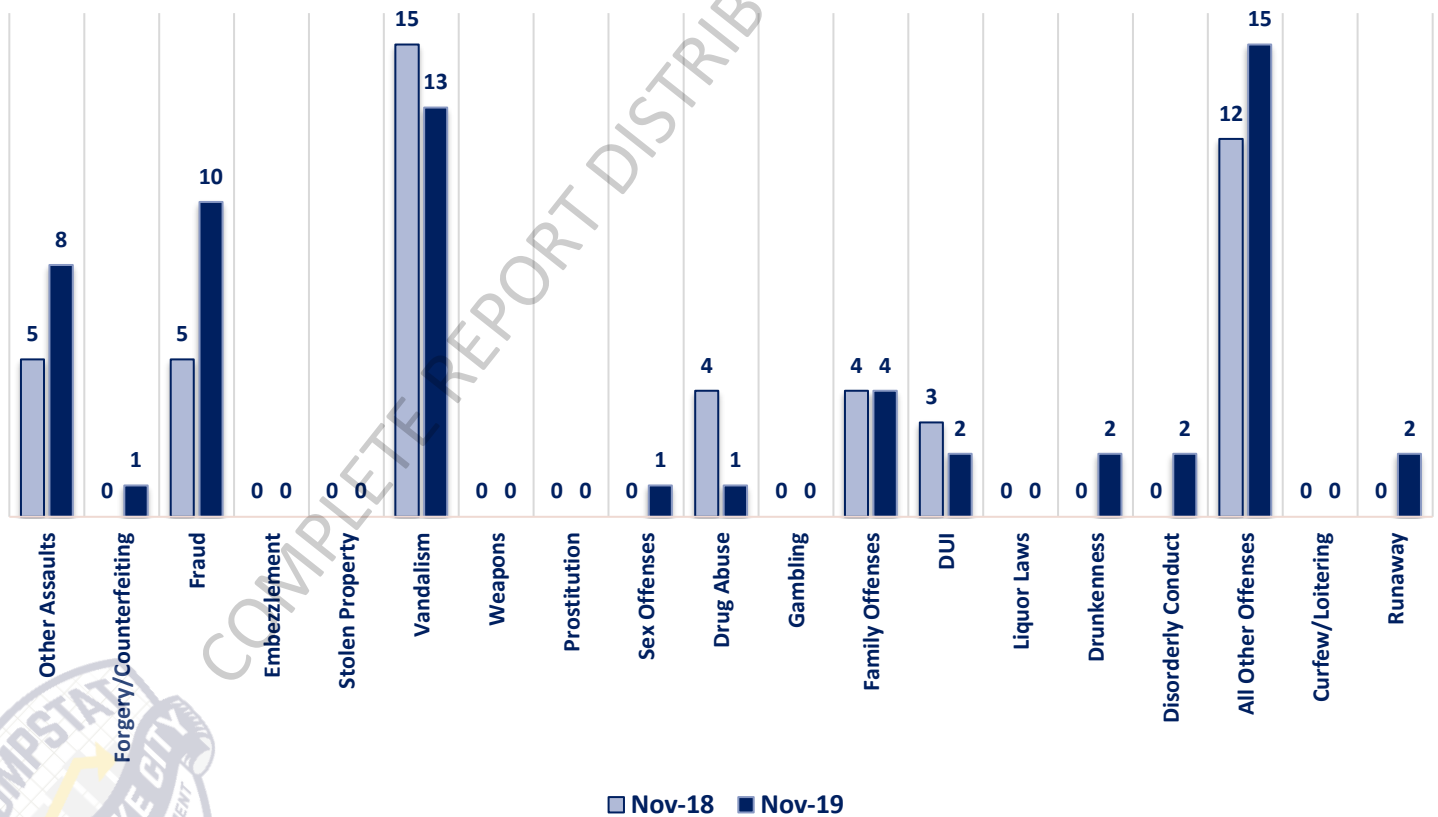
**NOVEMBER 2019 - PART I & II OFFENSE PERCENTAGES**



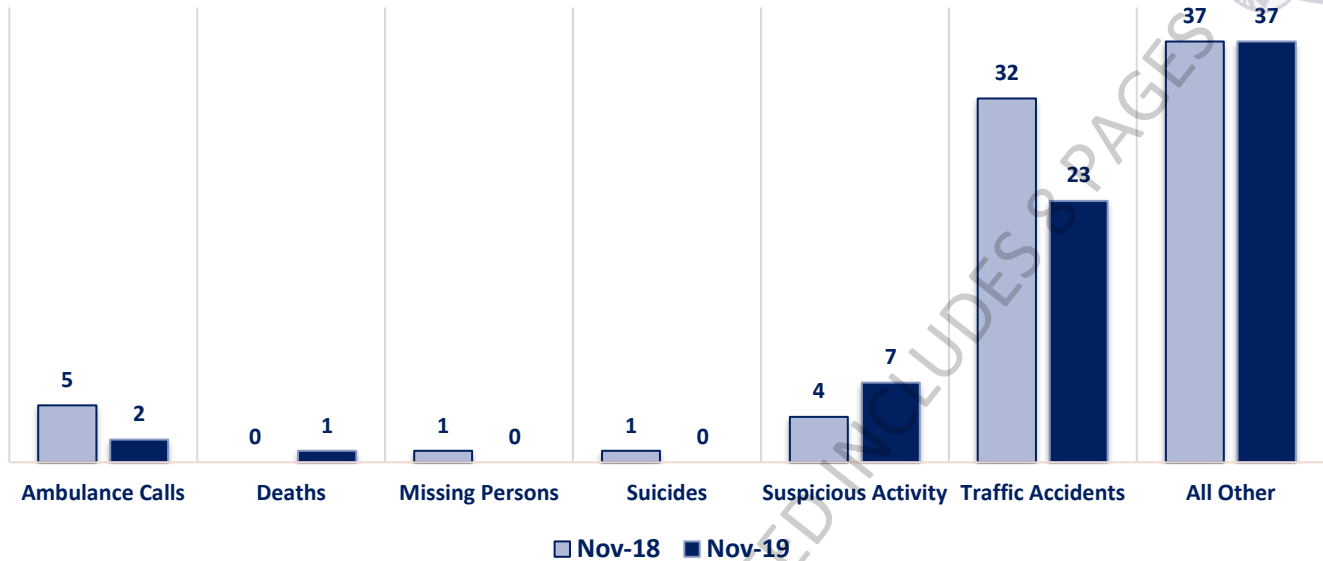
### Part I Offenses



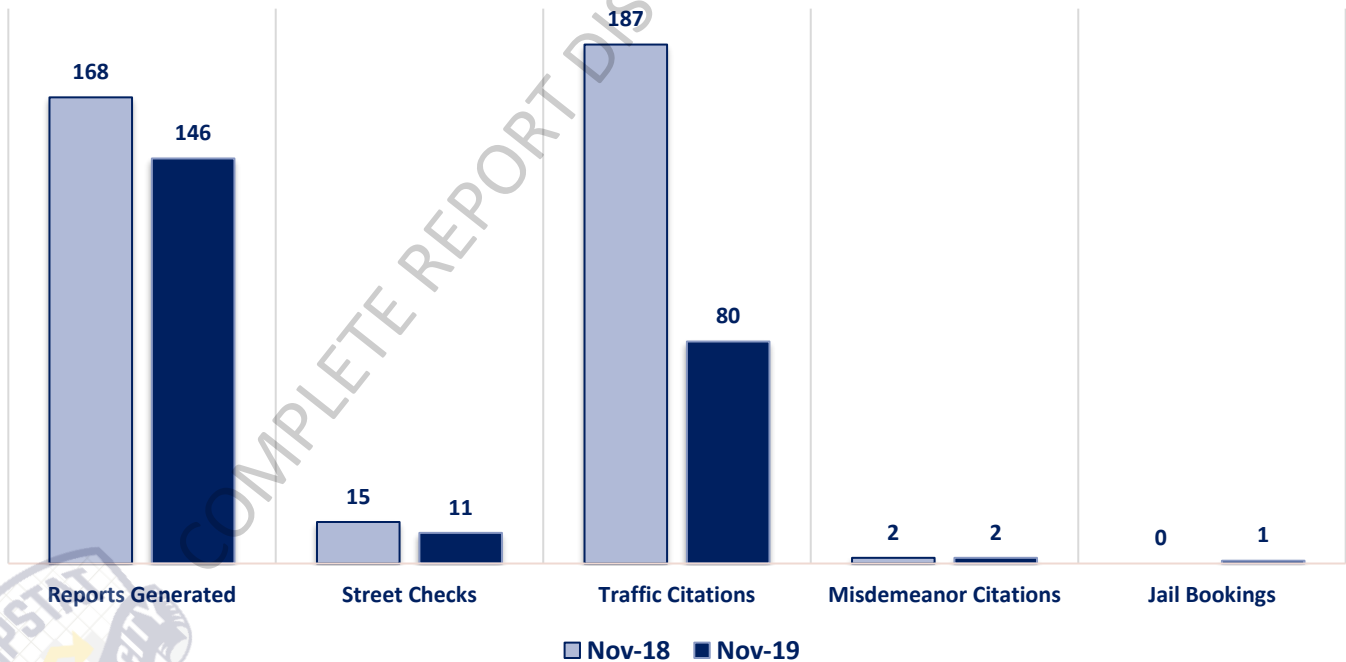
### Part II Offenses



### Non-UCR Offenses

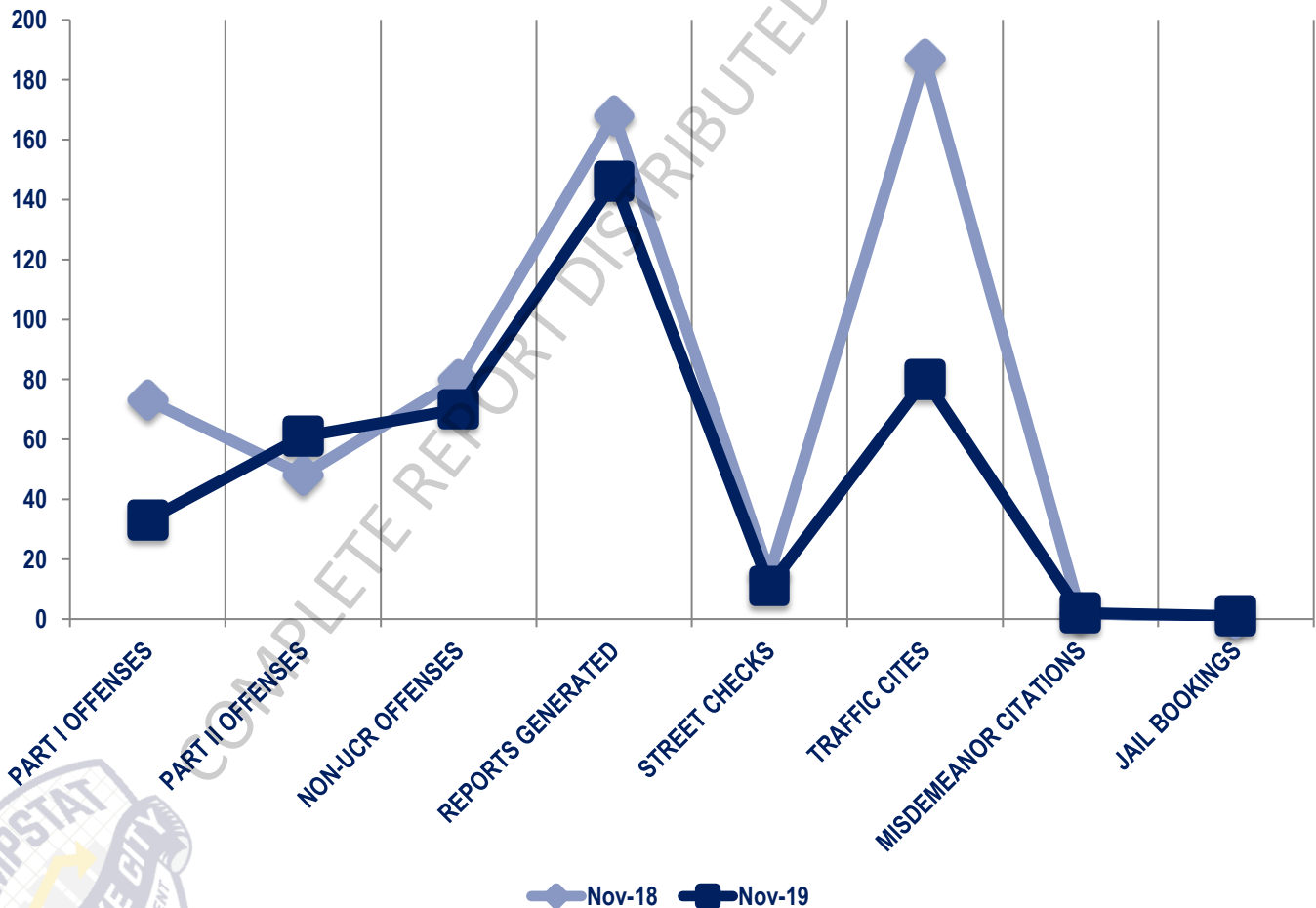


### Other Event Totals



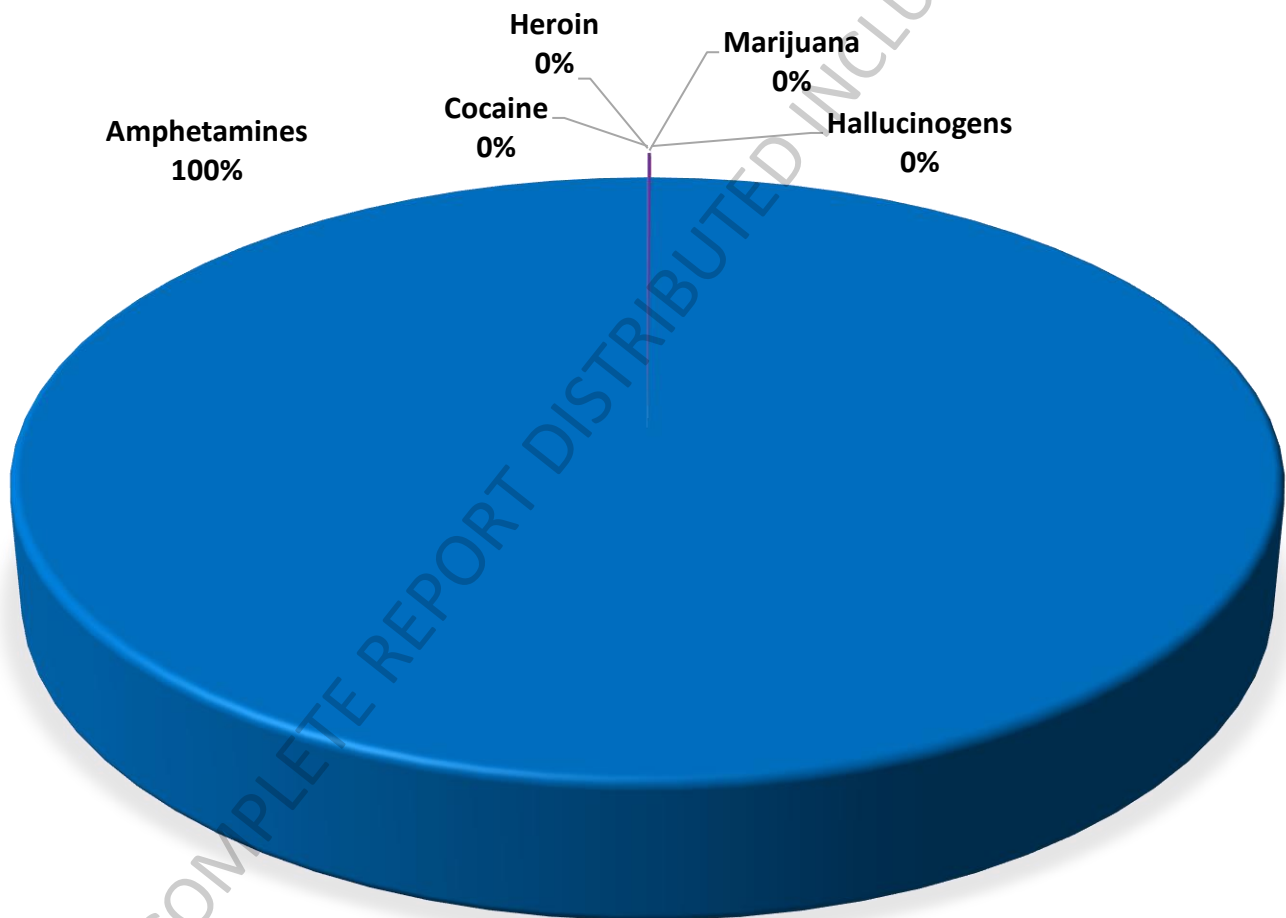
### Combined Offense/Event Trends

	NOV 2018	NOV 2019
<b>Part I Offenses</b>	73	33
<b>Part II Offenses</b>	48	61
<b>NonUCR Offenses</b>	80	70
<b>Reports Generated</b>	168	146
<b>Street Checks</b>	15	11
<b>Traffic Citations</b>	187	80
<b>Misdemeanor Citations</b>	2	2
<b>Jail Bookings</b>	0	1

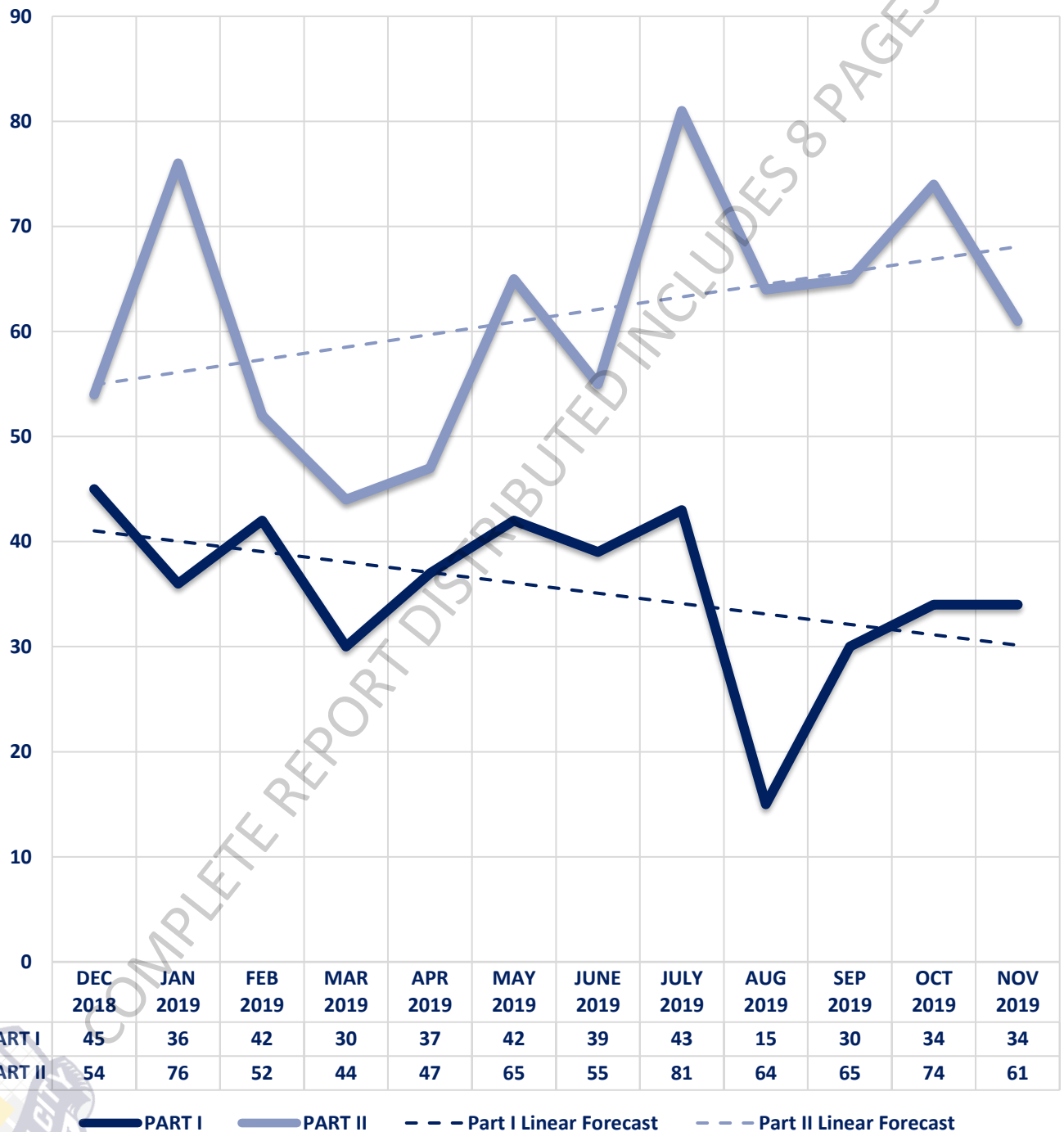


## Seized Drugs

TYPE	DOSES	STREET VALUE
Cocaine	0.0	\$ -
Heroin	0.0	\$ -
Marijuana	0.0	\$ 0.11
Hallucinogens	0.0	\$ -
Amphetamines	18.0	\$ 180.00
<b>TOTAL</b>	<b>18.0</b>	<b>\$ 180.11</b>



### Part I & II Offenses - One Year





## CITY COUNCIL DISTRICT #6

### MONTHLY OFFENSE SUMMARY

DECEMBER 2019

These figures represent preliminary counts of original Police Incident Reports and include all offenses within the above listed City Council District only. Full statistical analysis to determine the confidence level of this data has not been performed. The results contained herein are approximate in relation to the listed area and may not fully coincide with data shown in other areas of SLCPD's Crime Statistics page such as Calls for Service, Crimes Trending, and Crime Reports due to and reflective of departmental procedures that were in place at the time the event occurred and the date this data was compiled. Results displayed are not distinguished as attempted or completed crimes, do not include other calls for police service, and only represent police service where a report was made. Police Incident Reports are classified by primary offense categories as defined by the Uniform Crime Reporting (UCR) system, however for this report all offenses are included, and each incident may have more than one offense listed on it. In cases where there is more than one offense listed, all offenses are counted individually. Although every reasonable verification effort is made, the accuracy of any data is subject to the constraints of the report generation process as well as the manner, format, and point in time of any query.

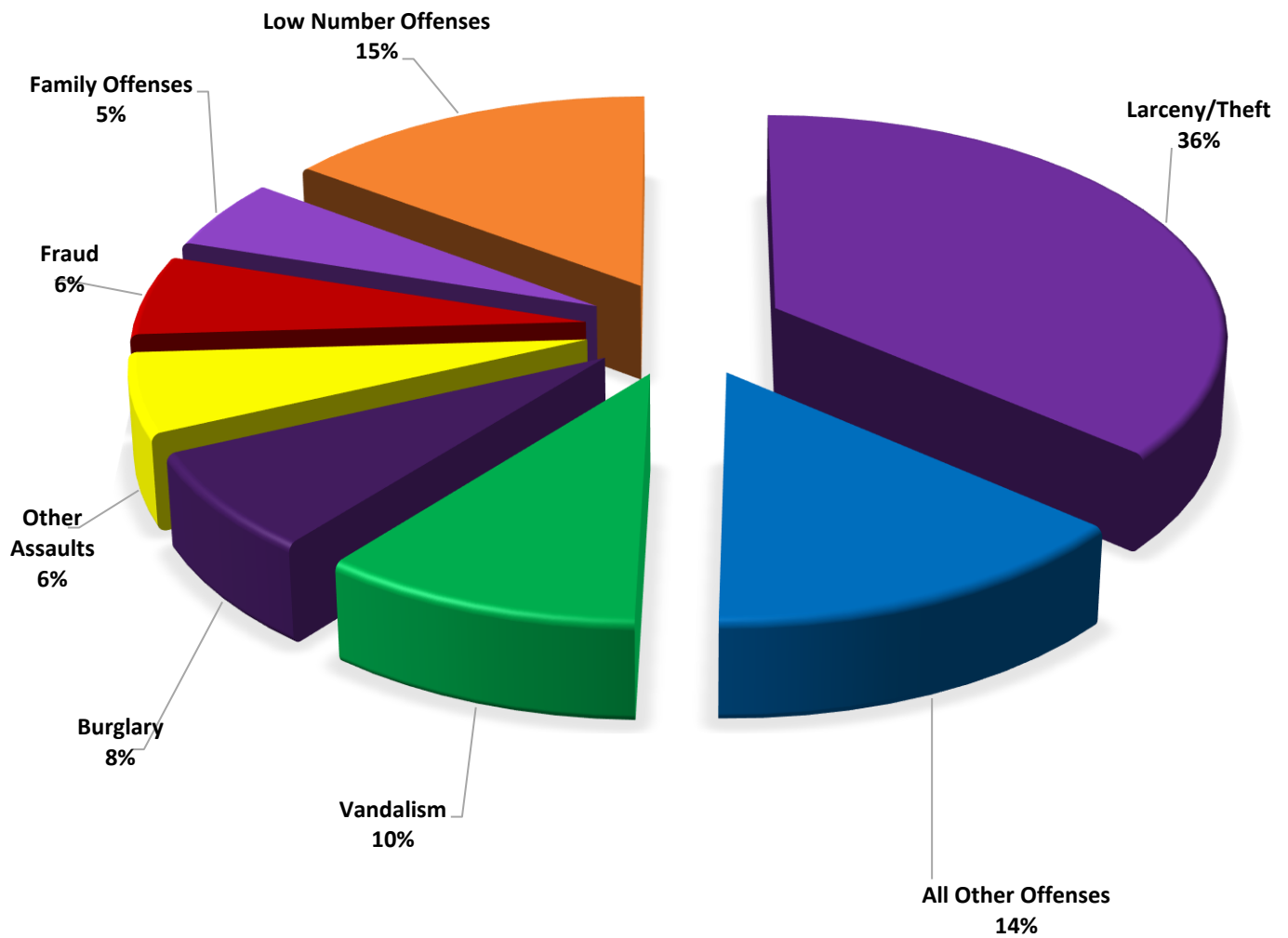
---

<b>PART I OFFENSES:</b>	Chosen by the FBI as Part I Offenses because they are serious crimes that occur with regularity in all areas of the country and are likely to be reported to Police.
<b>PART II OFFENSES:</b>	All other crimes other than the eight Part I Offenses. The Uniform Crime Reporting Program gathers only arrest data for Part II Offenses, however, SLCPD results displayed in this document display all Part II Offenses, regardless of the presence of arrest data.
<b>ALL OTHER OFFENSES:</b>	Under the Part II Offense section, 'All Other Offenses' include Peeping Tom, Trespass, Kidnap/Abduction, Pornography, Extortion/Blackmail, Bribery, Warrants, Sexual Offenses, Obstruction, Public Peace, and Hit & Run.
<b>NON-UCR OFFENSES:</b>	Non-UCR Offenses include reports for all other offenses not classified as a Part I or Part II Offense. Results displayed separate some of these offenses such as Ambulance Calls, Deaths, Missing Persons, Suicides, Suspicious Activity, and Traffic Accidents.
<b>ALL OTHER NON-UCR:</b>	Under the Non-UCR category, 'All Other' include the remainder of offenses not classified as Part I or Part II and not separated from the Non-UCR Offenses. These include things such as Loud Parties, Barking Dogs, Mentally Ill Subjects, Citizen Assistance, etc.
<b>LOW NUMBER OFFENSES:</b>	On page two, in the interest of space and allowing for easier viewing, the category titled 'Low Number Offenses' include Part I and Part II Offenses from page one that have totals under the amount of 5.

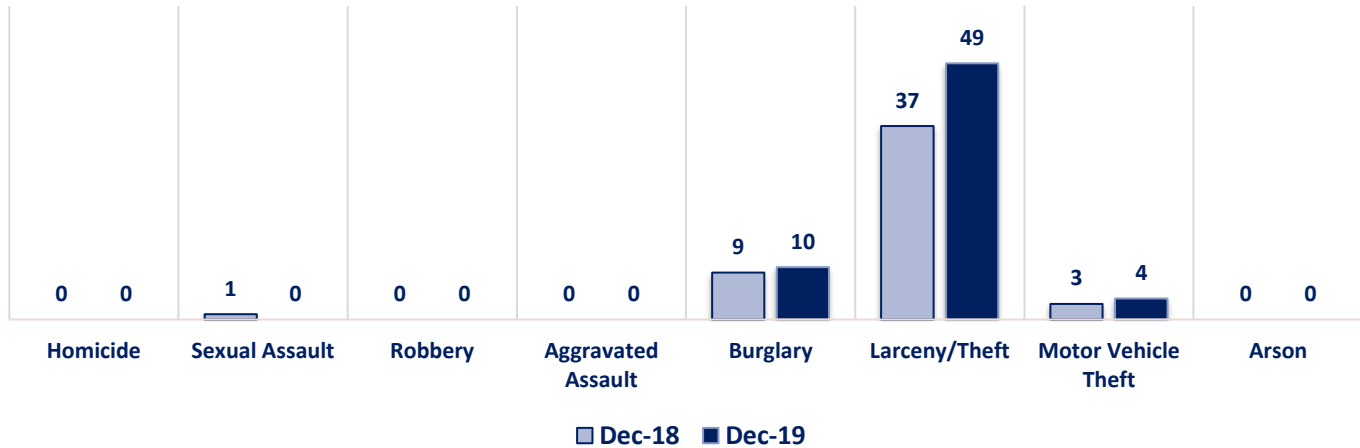
## Offenses

PART I OFFENSES	OFFENSE	DEC 18	DEC 19	OFFENSE	DEC 18	DEC 19	PART II OFFENSES
	Homicide	0	0	Other Assaults	10	8	
	Sexual Assault	1	0	Forgery/Counterfeit	2	4	
	Robbery	0	0	Fraud	11	8	
	Aggravated Assault	0	0	Embezzlement	0	0	
	Burglary	9	10	Stolen Property	1	1	
	Larceny/Theft	37	49	Vandalism	9	14	
	Motor Vehicle Theft	3	4	Weapons	0	0	
	Arson	0	0	Prostitution	0	0	
PART I TOTALS		50	63	Sex Offenses		0	1
NON-UCR OFFENSES	Ambulance Calls	3	3	Drug Abuse	3	5	
	Deaths	3	0	Gambling	0	0	
	Missing Persons	1	0	Family Offenses	7	7	
	Suicides	1	1	DUI	1	2	
	Suspicious Activity	3	6	Liquor Laws	0	1	
	Traffic Accidents	29	24	Drunkenness	3	1	
	All Other	39	29	Disorderly Conduct	2	0	
	NON-UCR TOTALS	79	63	All Other Offenses	11	19	
	PART I OFFENSES	50	63	Curfew/Loitering	0	0	
TOTALS	PART II OFFENSES	61	72	Runaway	1	1	
	NON-UCR OFFENSES	79	63	PART II TOTALS	61	72	
	TOTAL	190	198				

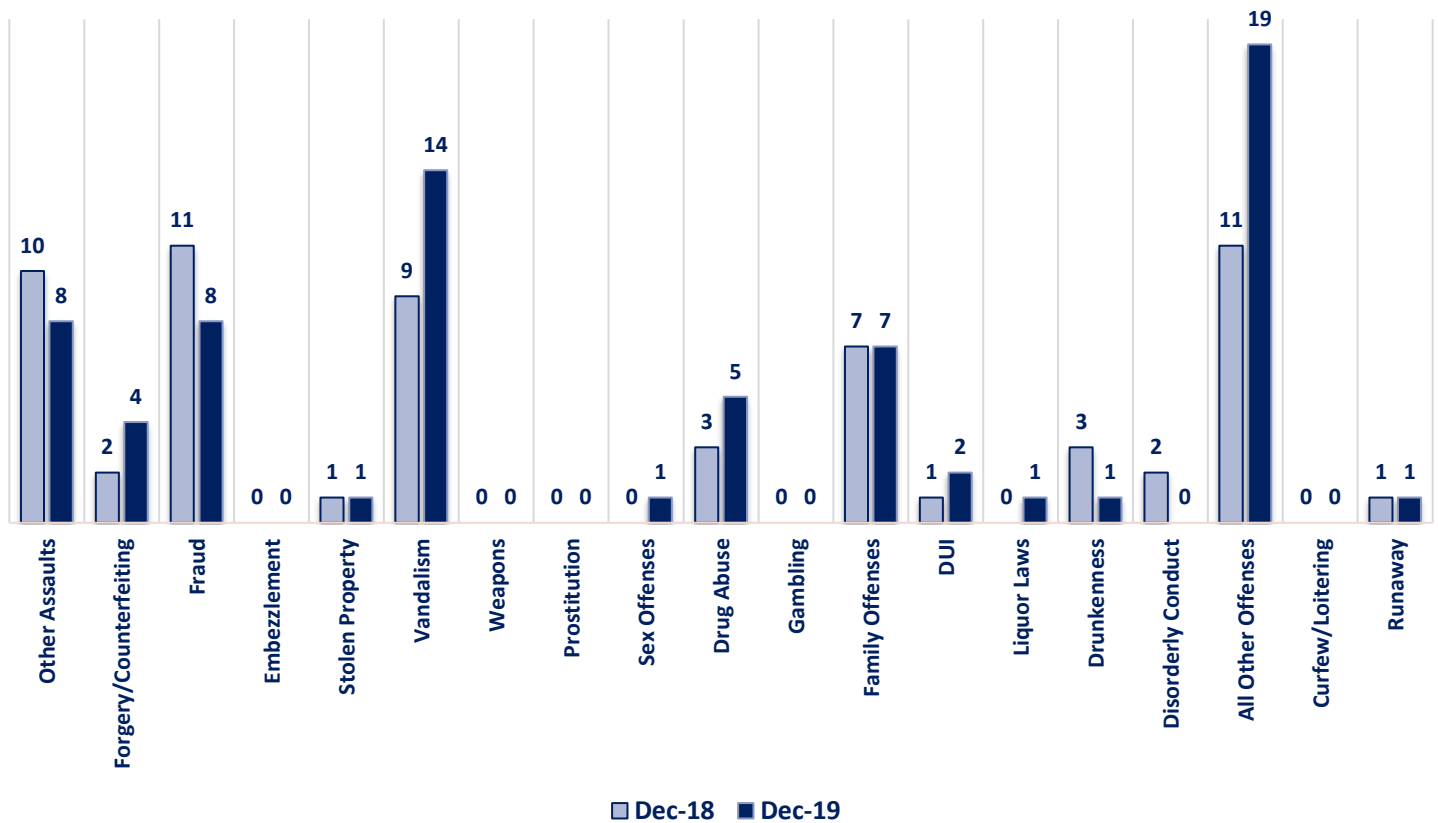
## DECEMBER 2019 - PART I & II OFFENSE PERCENTAGES



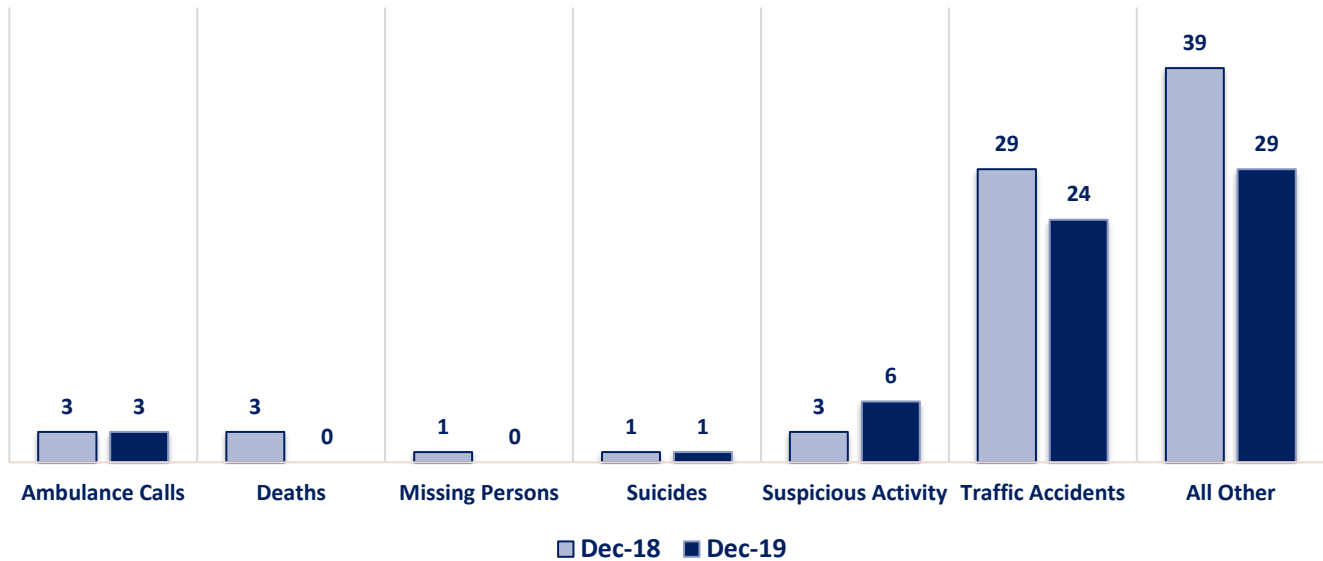
### Part I Offenses



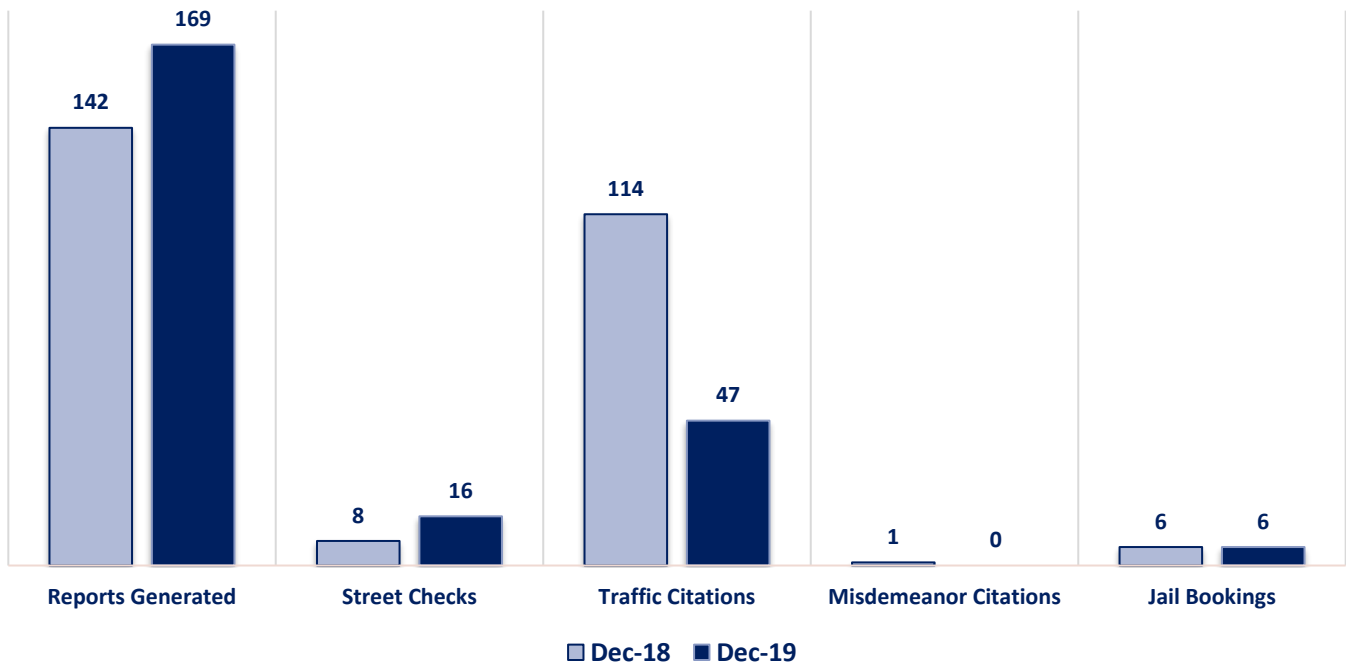
### Part II Offenses



### Non-UCR Offenses

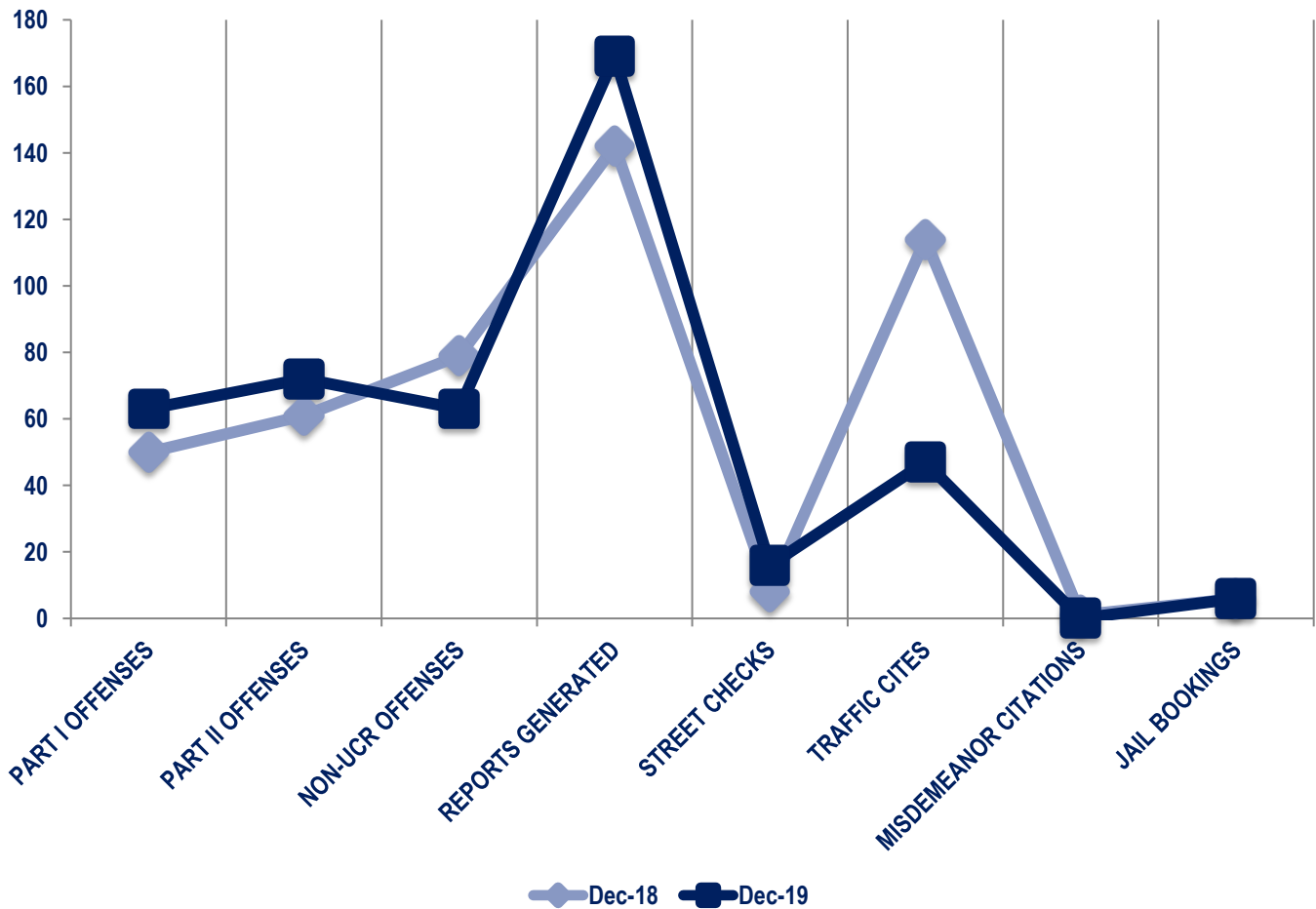


### Other Event Totals



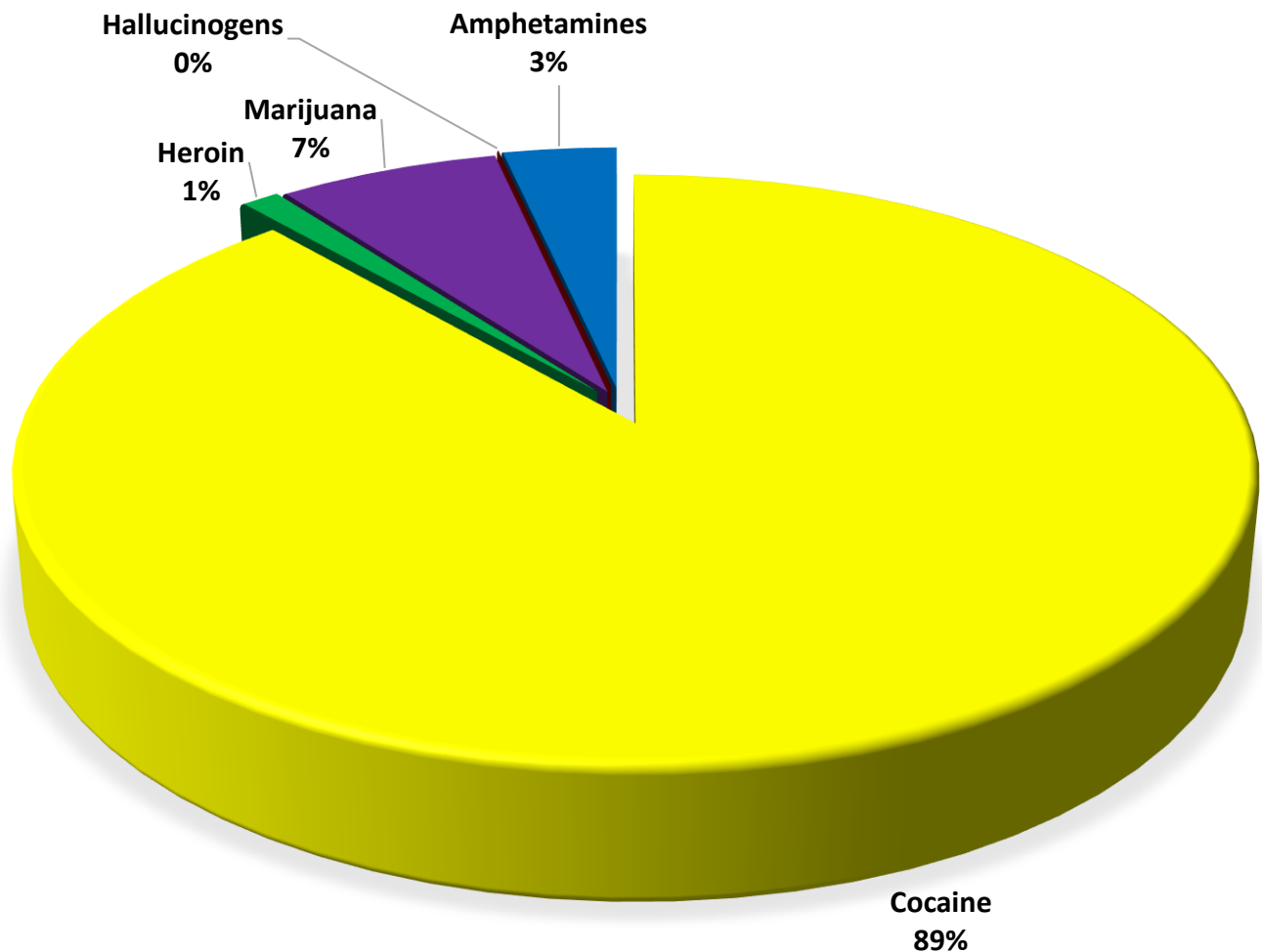
### Combined Offense/Event Trends

	DEC 2018	DEC 2019
<b>Part I Offenses</b>	50	63
<b>Part II Offenses</b>	61	72
<b>NonUCR Offenses</b>	79	63
<b>Reports Generated</b>	142	169
<b>Street Checks</b>	8	16
<b>Traffic Citations</b>	114	47
<b>Misdemeanor Citations</b>	1	0
<b>Jail Bookings</b>	6	6



### Seized Drugs

TYPE	DOSES	STREET VALUE	
Cocaine	76.0	\$	760.00
Heroin	1.0	\$	10.00
Marijuana	5.8	\$	34.92
Hallucinogens	0.0	\$	-
Amphetamines	3.0	\$	30.00
<b>TOTAL</b>	<b>85.8</b>	<b>\$</b>	<b>834.92</b>



### Part I & II Offenses - One Year

