



## CITY COUNCIL DISTRICT #1 MONTHLY OFFENSE SUMMARY

### JANUARY 2020

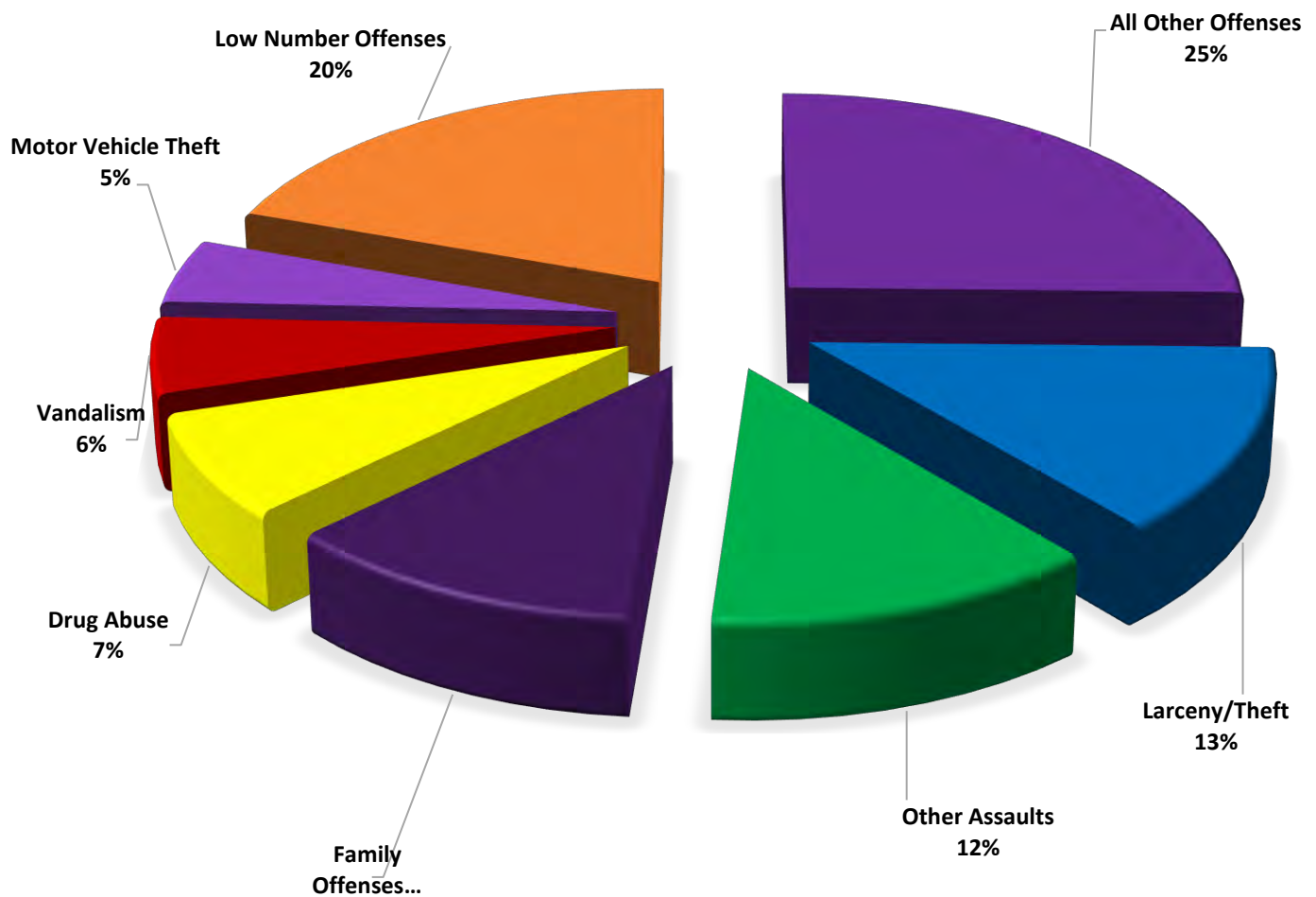
These figures represent preliminary counts of original Police Incident Reports and include all offenses within the above listed City Council District only. Full statistical analysis to determine the confidence level of this data has not been performed. The results contained herein are **approximate in relation to the listed area and may not fully coincide with data shown in other areas of SLCPD's Crime Statistics** page such as Calls for Service, Crimes Trending, and Crime Reports due to and reflective of departmental procedures that were in place at the time the event occurred and the date this data was compiled. Results displayed are not distinguished as attempted or completed crimes, do not include other calls for police service, and only represent police service where a report was made. Police Incident Reports are classified by primary offense categories as defined by the Uniform Crime Reporting (UCR) system, however for this report all offenses are included, and each incident may have more than one offense listed on it. In cases where there is more than one offense listed, all offenses are counted individually. Although every reasonable verification effort is made, the accuracy of any data is subject to the constraints of the report generation process as well as the manner, format, and point in time of any query.

PART I OFFENSES:	Chosen by the FBI as Part I Offenses because they are serious crimes that occur with regularity in all areas of the country and are likely to be reported to Police.
PART II OFFENSES:	All other crimes other than the eight Part I Offenses. The Uniform Crime Reporting Program gathers only arrest data for Part II Offenses, however, SLCPD results displayed in this document display all Part II Offenses, regardless of the presence of arrest data.
ALL OTHER OFFENSES:	<b>Under the Part II Offense section, 'All Other Offenses' include Peeping Tom, Trespass, Kidnap/Abduction, Pornography, Extortion/Blackmail, Bribery, Warrants, Sexual Offenses, Obstruction, Public Peace, and Hit &amp; Run.</b>
NON-UCR OFFENSES:	Non-UCR Offenses include reports for all other offenses not classified as a Part I or Part II Offense. Results displayed separate some of these offenses such as Ambulance Calls, Deaths, Missing Persons, Suicides, Suspicious Activity, and Traffic Accidents.
ALL OTHER NON-UCR:	<b>Under the Non-UCR category, 'All Other' include the remainder of offenses not</b> classified as Part I or Part II and not separated from the Non-UCR Offenses. These include things such as Loud Parties, Barking Dogs, Mentally Ill Subjects, Citizen Assistance, etc.
LOW NUMBER OFFENSES:	On page two, in the interest of space <b>and allowing for easier viewing, the category titled 'Low Number Offenses' include Part I and Part II Offenses from page one that have totals</b> under the amount of 17.

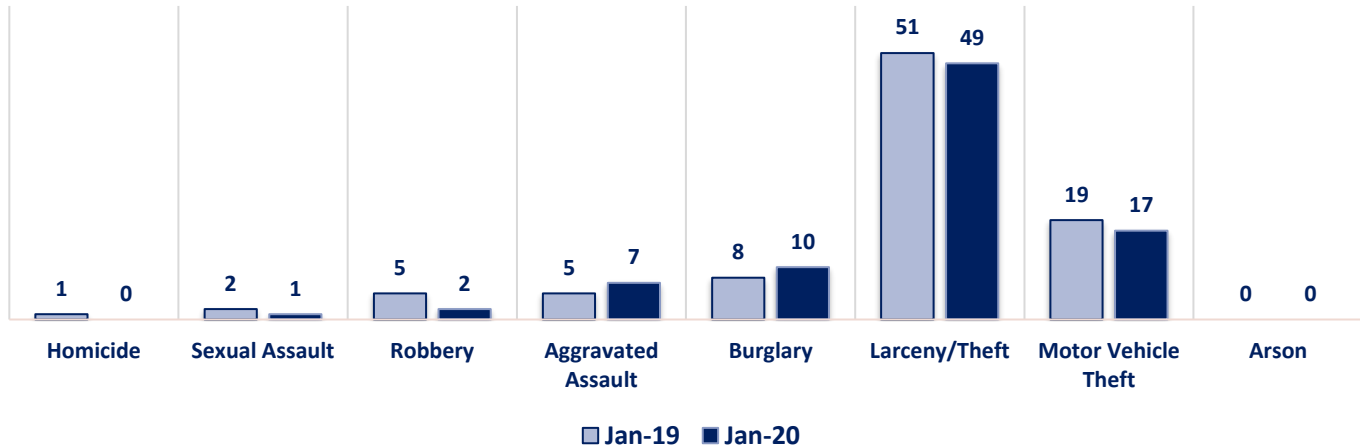
## Offenses

PART I OFFENSES		OFFENSE		JAN 19	JAN 20	PART II OFFENSES			
		Homicide		1	0				
		Sexual Assault		2	1				
		Robbery		5	2				
		Aggravated Assault		5	7				
		Burglary		8	10				
		Larceny/Theft		51	49				
		Motor Vehicle Theft		19	17				
		Arson		0	0				
		PART I TOTALS		91	86				
NON-UCR OFFENSES		Ambulance Calls		14	11	Drug Abuse		25	27
		Deaths		5	3	Gambling		0	0
		Missing Persons		9	2	Family Offenses		34	42
		Suicides		1	0	DUI		2	7
		Suspicious Activity		10	14	Liquor Laws		1	0
		Traffic Accidents		25	23	Drunkenness		10	5
		All Other		115	114	Disorderly Conduct		2	3
NON-UCR TOTALS		179	167	All Other Offenses		66	92		
PART I OFFENSES		91	86	Curfew/Loitering		0	0		
PART II OFFENSES		249	277	Runaway		4	6		
NON-UCR OFFENSES		179	167	PART II TOTALS		249	277		
TOTAL		519	530						

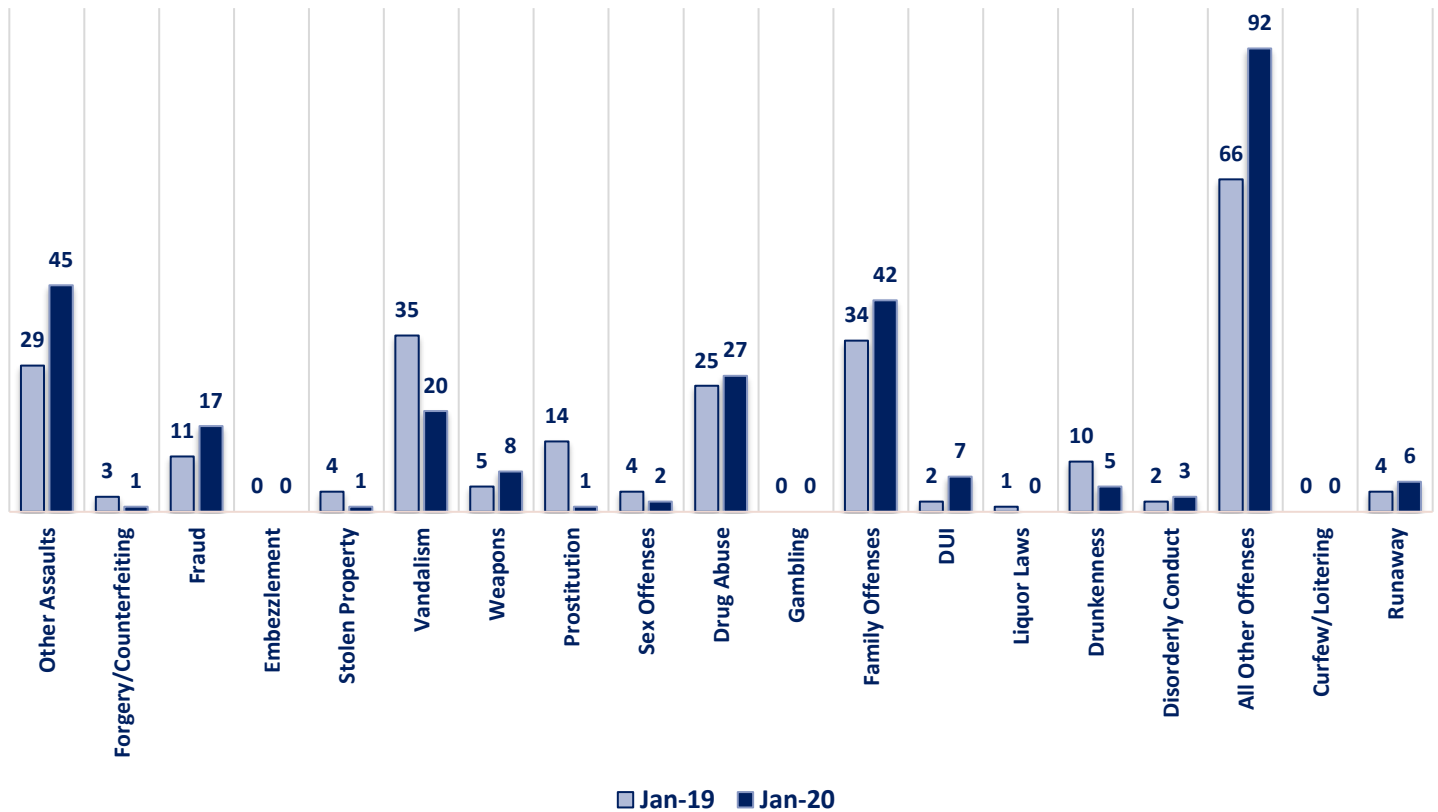
### JANUARY 2020- PART I & II OFFENSE PERCENTAGES



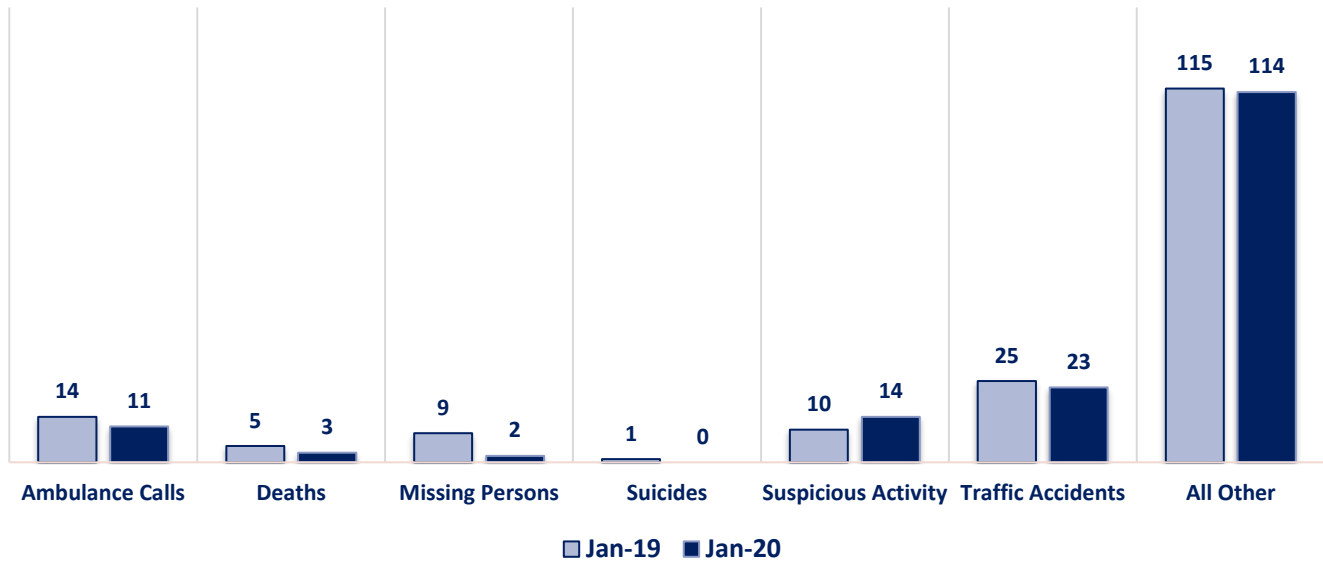
### Part I Offenses



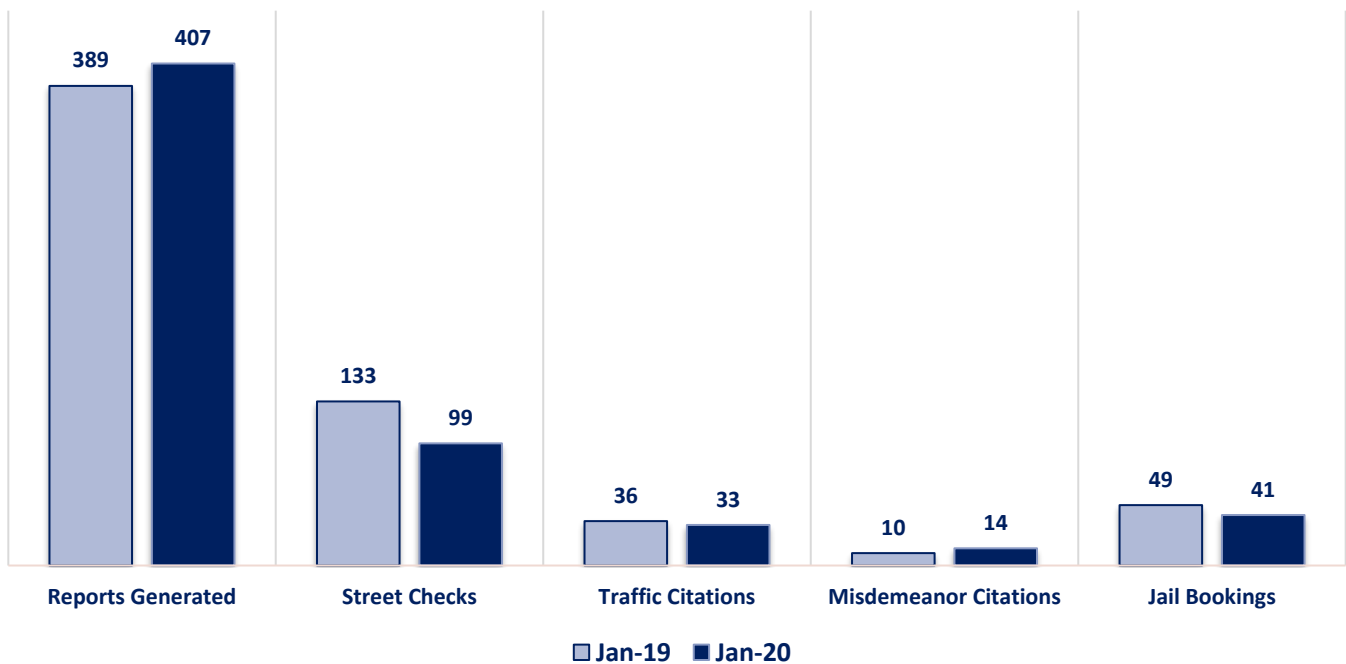
### Part II Offenses



### Non-UCR Offenses

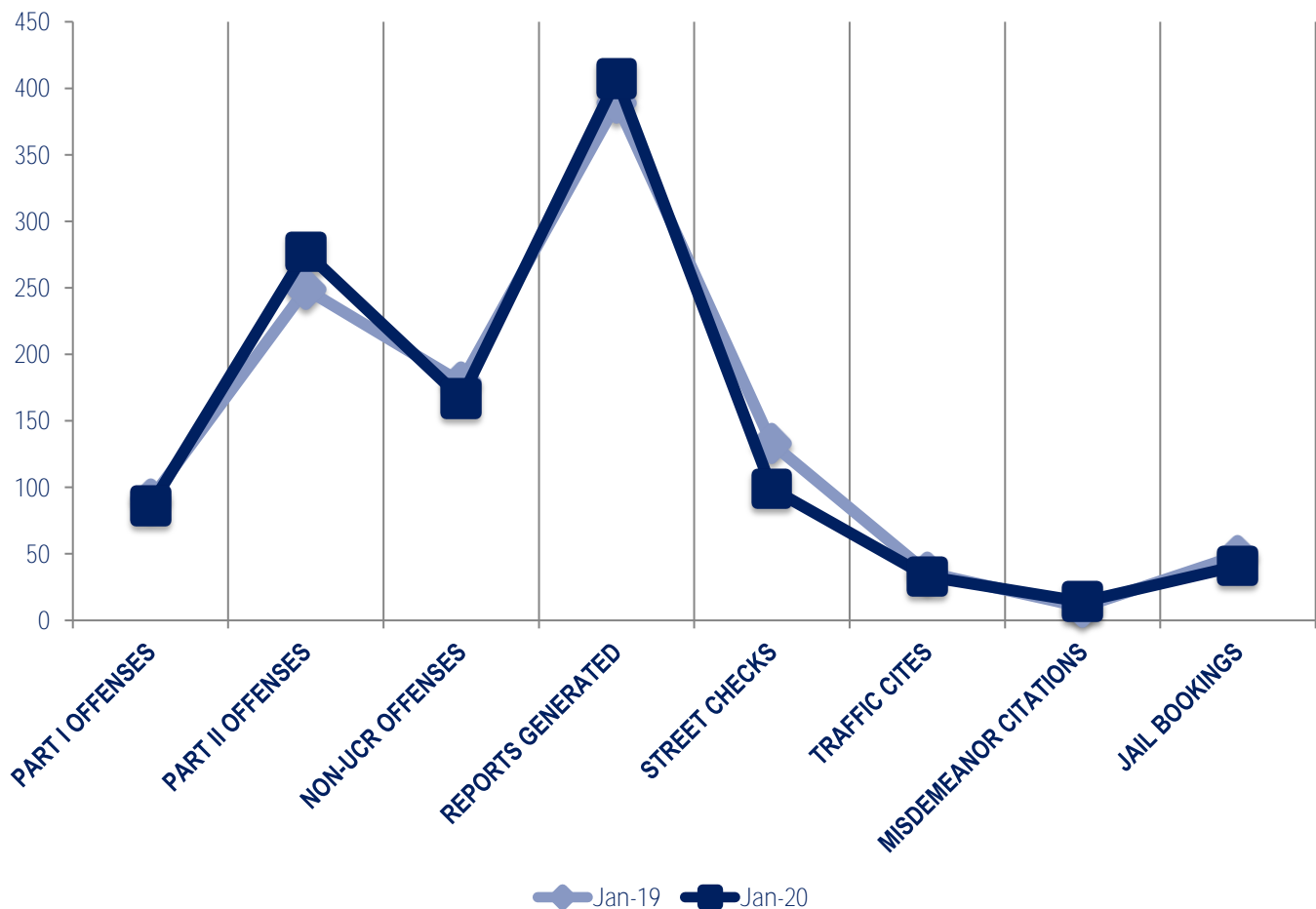


### Other Event Totals



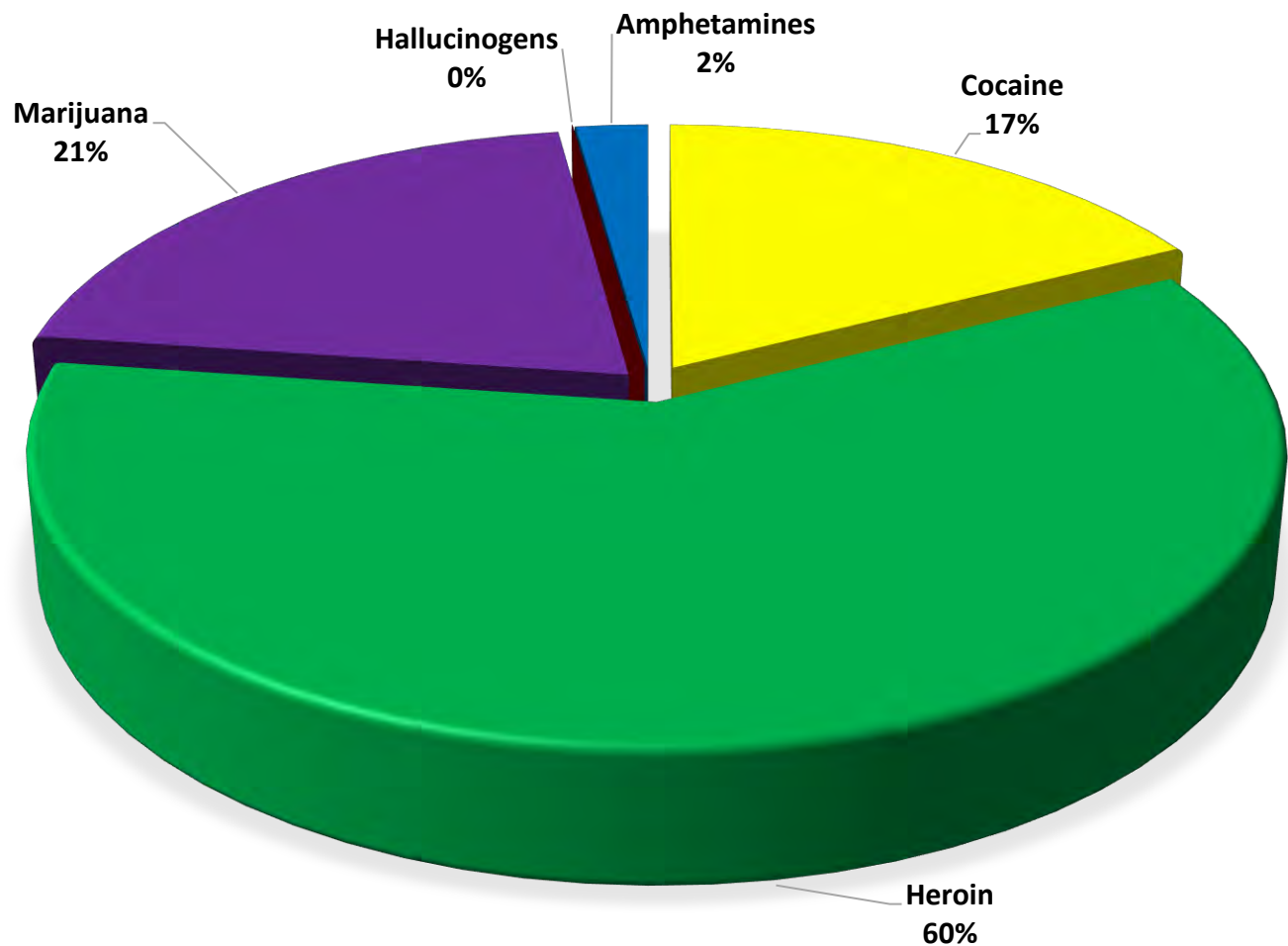
## Combined Offense/Event Trends

	JAN 2019	JAN 2020
<b>Part I Offenses</b>	91	86
<b>Part II Offenses</b>	249	277
<b>NonUCR Offenses</b>	179	167
<b>Reports Generated</b>	389	407
<b>Street Checks</b>	133	99
<b>Traffic Citations</b>	36	33
<b>Misdemeanor Citations</b>	10	14
<b>Jail Bookings</b>	49	41

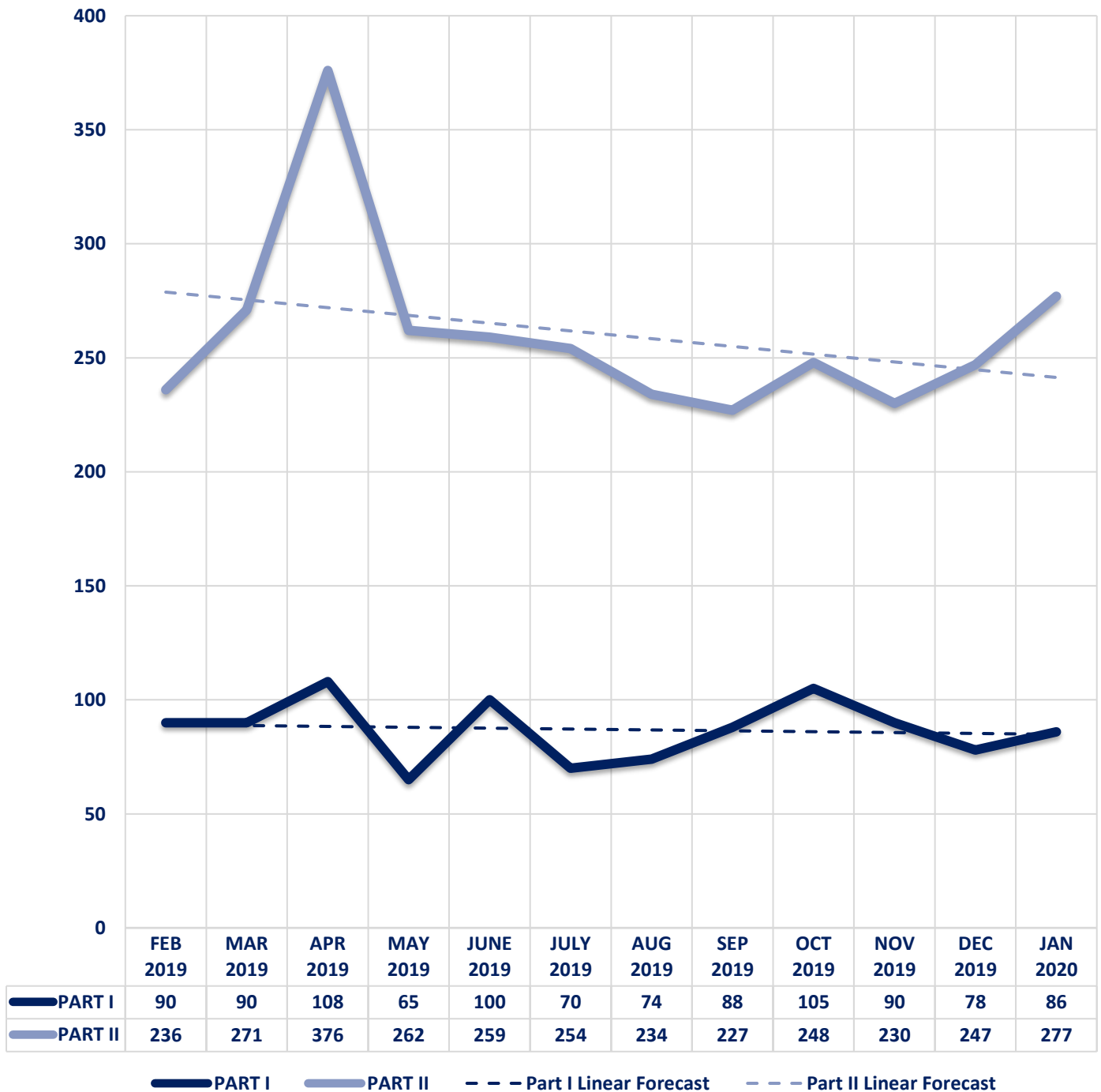


### Seized Drugs

TYPE	DOSES	STREET VALUE
Cocaine	246.0	\$ 2,460.00
Heroin	840.4	\$ 8,403.89
Marijuana	289.4	\$ 1,736.64
Hallucinogens	0.0	\$ -
Amphetamines	31.0	\$ 310.00
<b>TOTAL</b>	<b>1406.8</b>	<b>\$ 12,910.53</b>



### Part I & II Offenses - One Year







## CITY COUNCIL DISTRICT #1 MONTHLY OFFENSE SUMMARY

**February 2020**

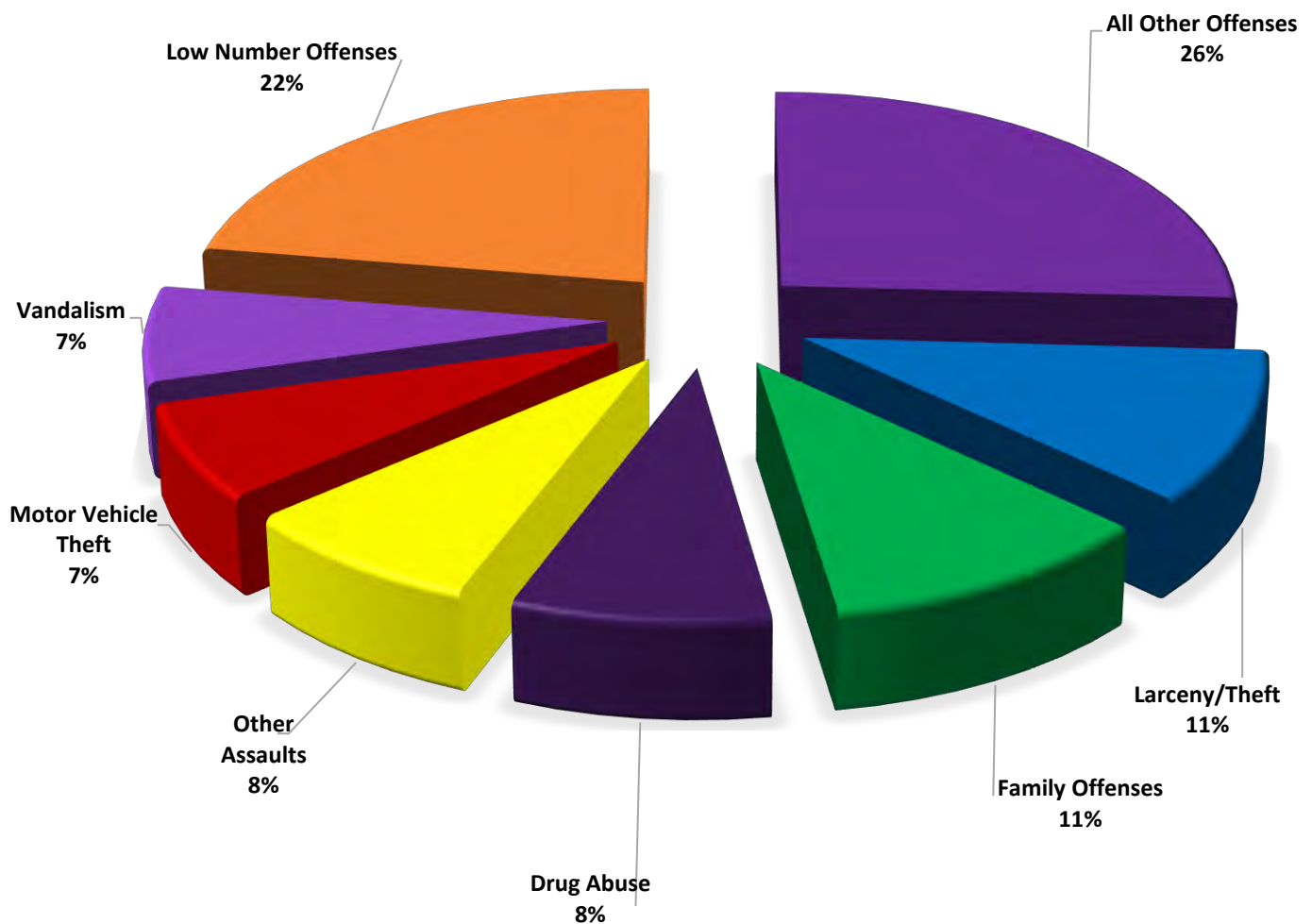
These figures represent preliminary counts of original Police Incident Reports and include all offenses within the above listed City Council District only. Full statistical analysis to determine the confidence level of this data has not been performed. The results contained herein are **approximate in relation to the listed area and may not fully coincide with data shown in other areas of SLCPD's Crime Statistics** page such as Calls for Service, Crimes Trending, and Crime Reports due to and reflective of departmental procedures that were in place at the time the event occurred and the date this data was compiled. Results displayed are not distinguished as attempted or completed crimes, do not include other calls for police service, and only represent police service where a report was made. Police Incident Reports are classified by primary offense categories as defined by the Uniform Crime Reporting (UCR) system, however for this report all offenses are included, and each incident may have more than one offense listed on it. In cases where there is more than one offense listed, all offenses are counted individually. Although every reasonable verification effort is made, the accuracy of any data is subject to the constraints of the report generation process as well as the manner, format, and point in time of any query.

PART I OFFENSES:	Chosen by the FBI as Part I Offenses because they are serious crimes that occur with regularity in all areas of the country and are likely to be reported to Police.
PART II OFFENSES:	All other crimes other than the eight Part I Offenses. The Uniform Crime Reporting Program gathers only arrest data for Part II Offenses, however, SLCPD results displayed in this document display all Part II Offenses, regardless of the presence of arrest data.
ALL OTHER OFFENSES:	<b>Under the Part II Offense section, 'All Other Offenses' include Peeping Tom, Trespass, Kidnap/Abduction, Pornography, Extortion/Blackmail, Bribery, Warrants, Sexual Offenses, Obstruction, Public Peace, and Hit &amp; Run.</b>
NON-UCR OFFENSES:	Non-UCR Offenses include reports for all other offenses not classified as a Part I or Part II Offense. Results displayed separate some of these offenses such as Ambulance Calls, Deaths, Missing Persons, Suicides, Suspicious Activity, and Traffic Accidents.
ALL OTHER NON-UCR:	<b>Under the Non-UCR category, 'All Other' include the remainder of offenses not</b> classified as Part I or Part II and not separated from the Non-UCR Offenses. These include things such as Loud Parties, Barking Dogs, Mentally Ill Subjects, Citizen Assistance, etc.
LOW NUMBER OFFENSES:	On page two, in the interest of space <b>and allowing for easier viewing, the category titled 'Low Number Offenses' include Part I and Part II Offenses from page one that have totals</b> under the amount of 11.

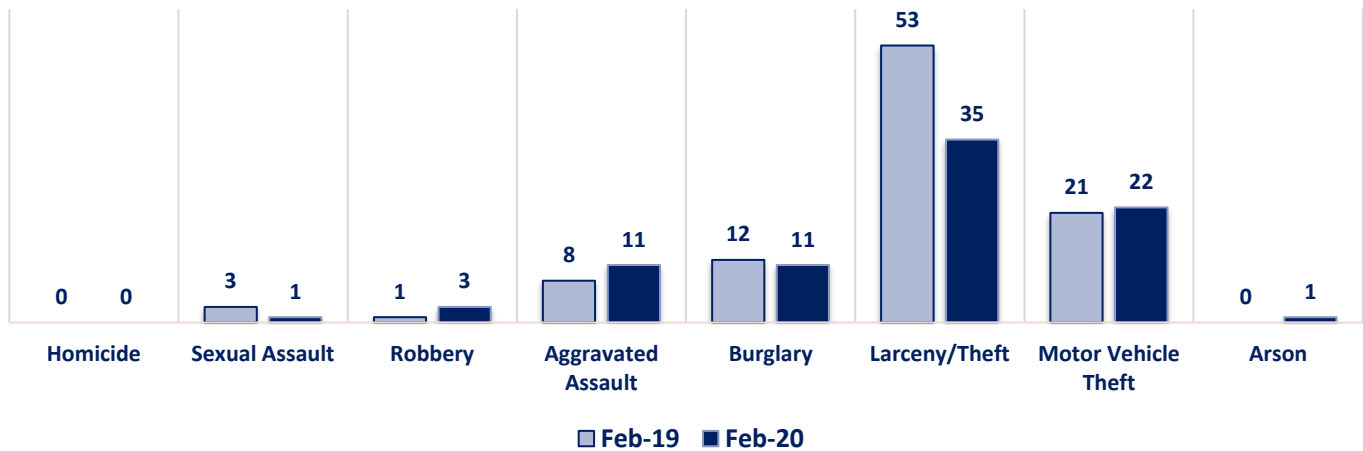
## Offenses

PART I OFFENSES VIOLENT PROPERTY		OFFENSE		FEB 19	FEB 20	PART II OFFENSES	
		Homicide		0	0		
		Sexual Assault		3	1		
		Robbery		1	3		
		Aggravated Assault		8	11		
		Burglary		12	11		
		Larceny/Theft		53	35		
		Motor Vehicle Theft		21	22		
		Arson		0	1		
		PART I TOTALS		98	84		
NON-UCR OFFENSES		Ambulance Calls		13	10	PART II OFFENSES	
		Deaths		3	2		
		Missing Persons		5	2		
		Suicides		0	0		
		Suspicious Activity		11	13		
		Traffic Accidents		32	30		
		All Other		104	106		
		NON-UCR TOTALS		168	163		
TOTALS		PART I OFFENSES		98	84	PART II OFFENSES	
		PART II OFFENSES		245	233		
		NON-UCR OFFENSES		168	163		
		TOTAL		511	480		
OFFENSE		FEB 19	FEB 20	OFFENSE		FEB 19	FEB 20
Other Assaults		35	25	Forgery/Counterfeit		1	6
Fraud		19	9	Embezzlement		0	1
Stolen Property		1	1	Vandalism		21	22
Weapons		7	3	Prostitution		1	0
Sex Offenses		2	1	Drug Abuse		23	26
Gambling		0	0	Family Offenses		32	34
DUI		7	4	Liquor Laws		4	1
Drunkenness		7	9	Disorderly Conduct		3	3
All Other Offenses		80	82	Curfew/Loitering		0	0
Runaway		2	6	PART II TOTALS		245	233

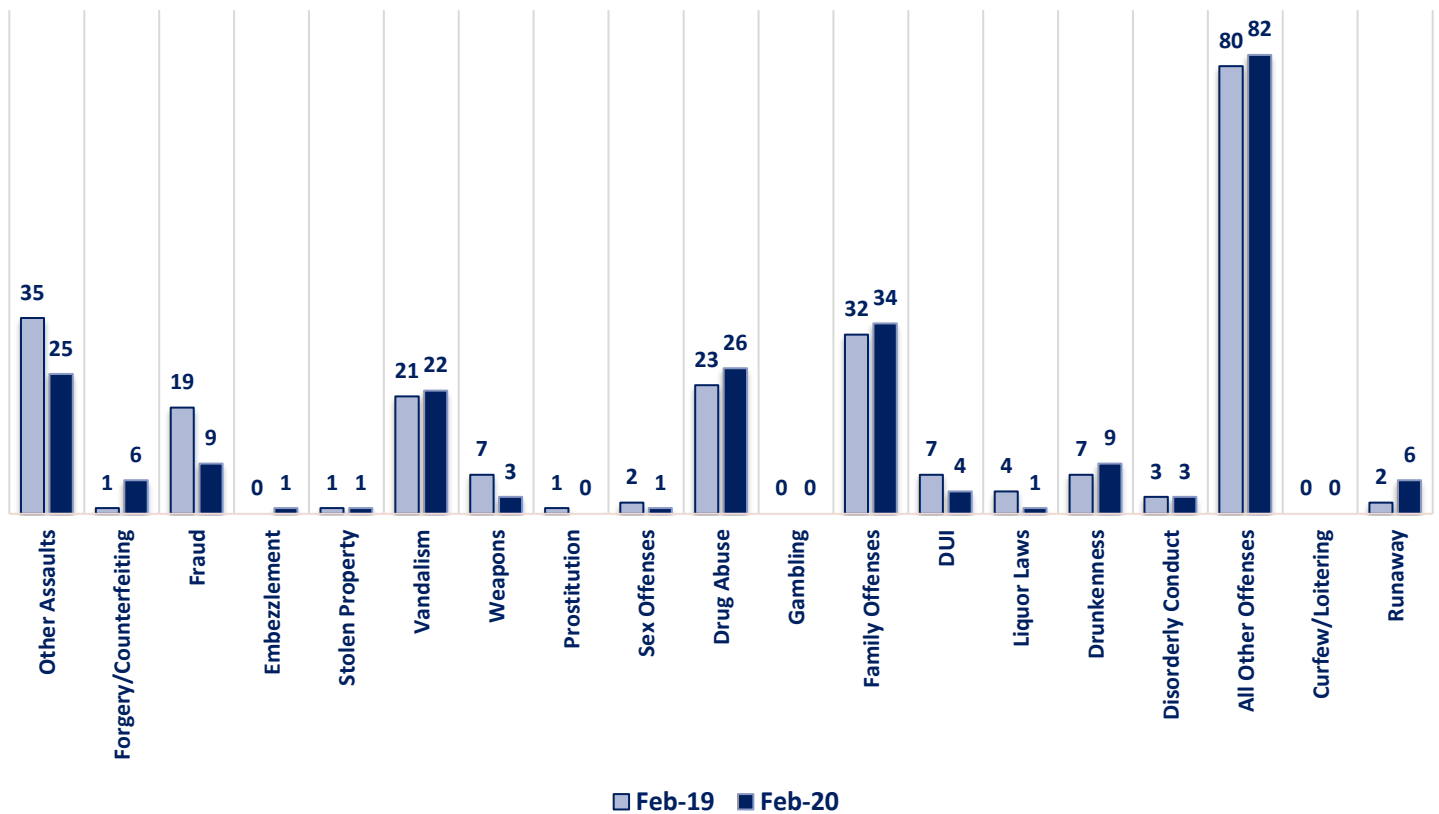
**FEBRUARY 2020- PART I & II OFFENSE PERCENTAGES**



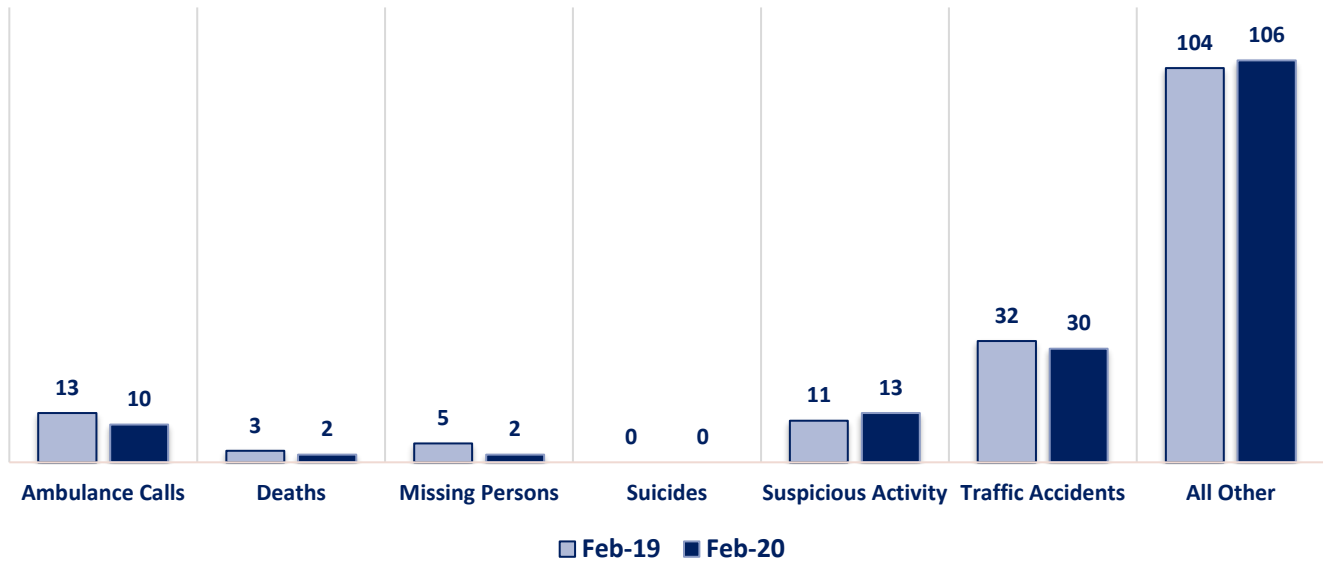
### Part I Offenses



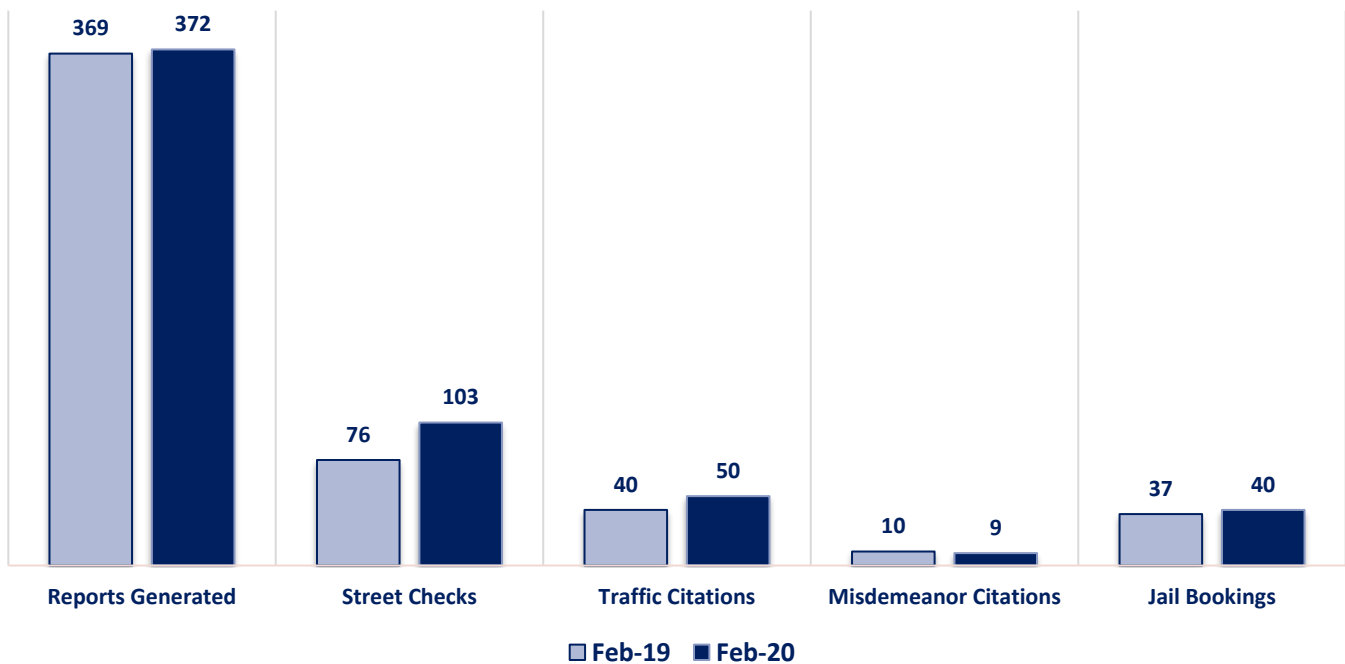
### Part II Offenses



### Non-UCR Offenses

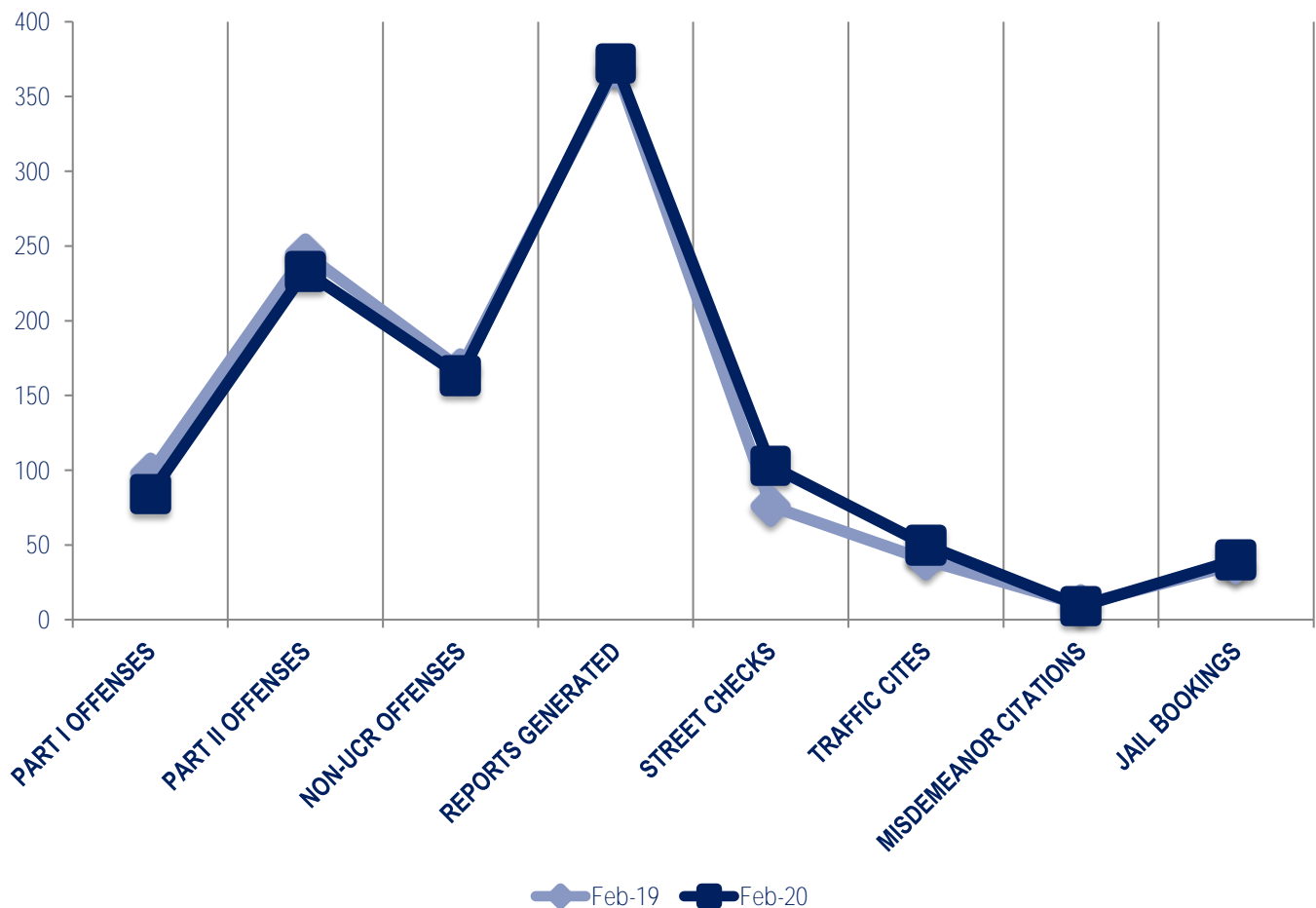


### Other Event Totals



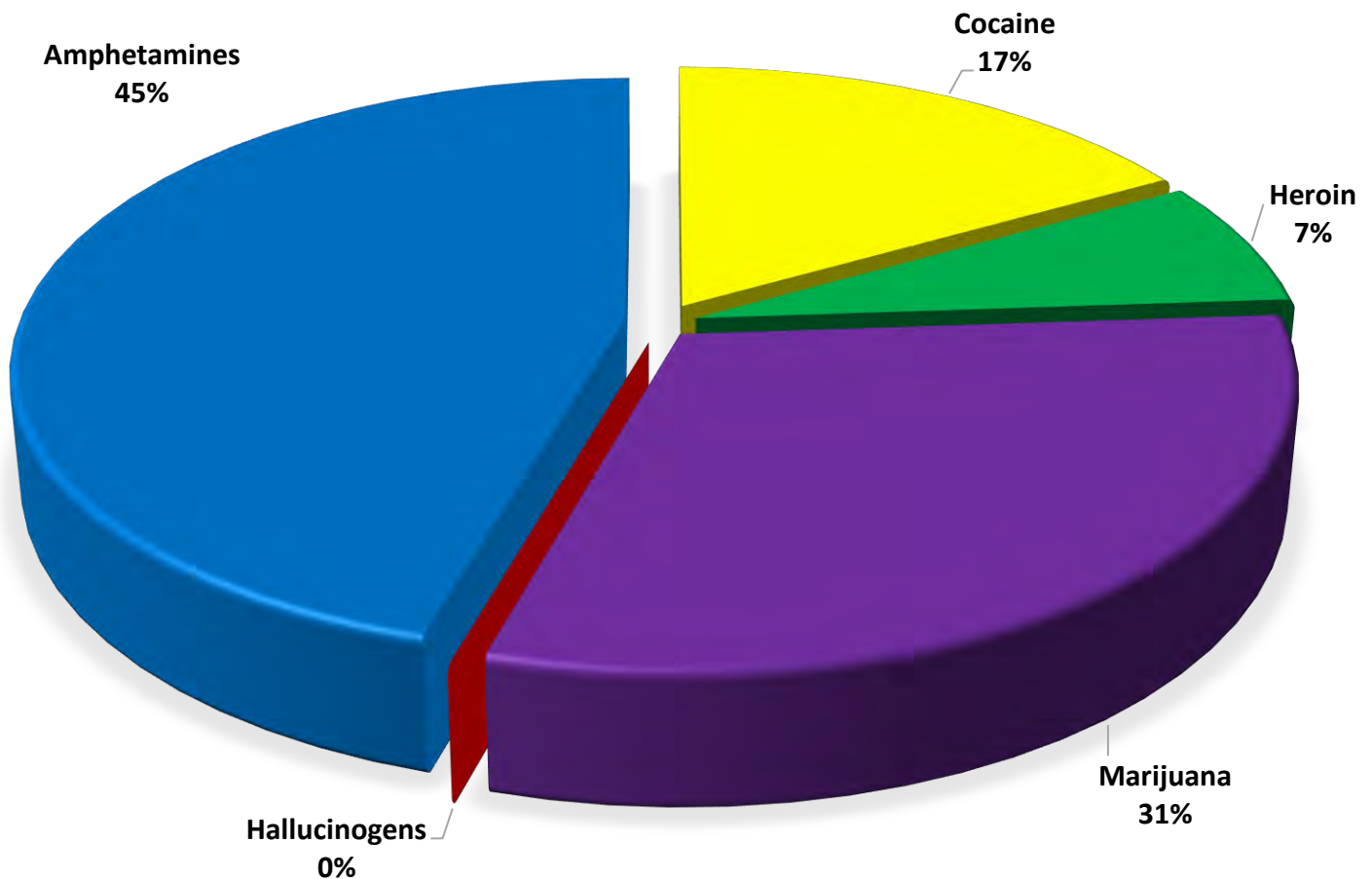
### Combined Offense/Event Trends

	FEB 2019	FEB 2020
<b>Part I Offenses</b>	98	84
<b>Part II Offenses</b>	245	233
<b>NonUCR Offenses</b>	168	163
<b>Reports Generated</b>	369	372
<b>Street Checks</b>	76	103
<b>Traffic Citations</b>	40	50
<b>Misdemeanor Citations</b>	10	9
<b>Jail Bookings</b>	37	40

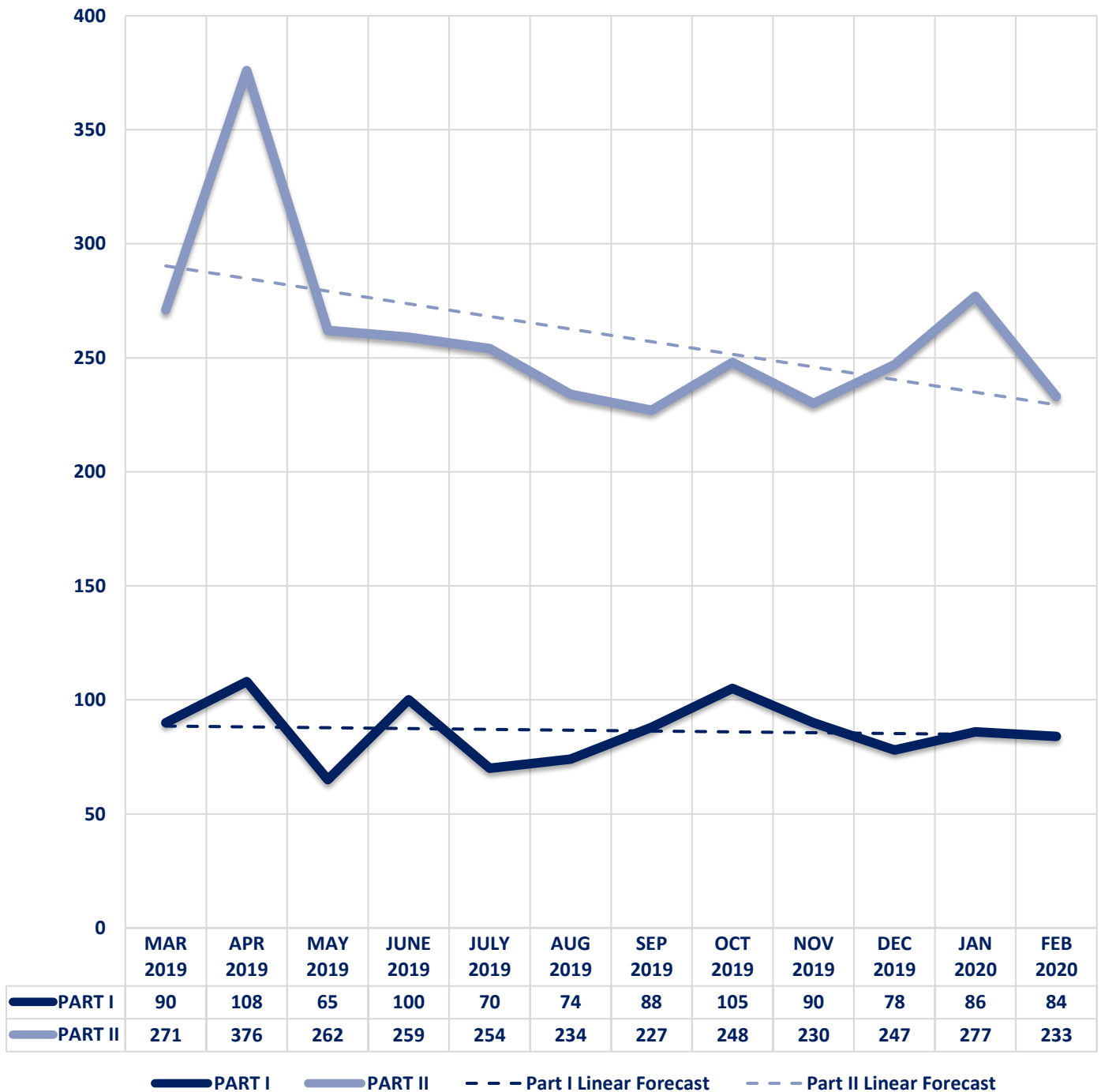


### Seized Drugs

TYPE	DOSES	STREET VALUE	
Cocaine	125.0	\$	1,250.00
Heroin	53.0	\$	530.00
Marijuana	227.6	\$	1,365.36
Hallucinogens	0.0	\$	-
Amphetamines	339.0	\$	3,390.00
<b>TOTAL</b>	<b>744.6</b>	<b>\$</b>	<b>6,535.36</b>



### Part I & II Offenses - One Year







## CITY COUNCIL DISTRICT #1 MONTHLY OFFENSE SUMMARY

March 2020

These figures represent preliminary counts of original Police Incident Reports and include all offenses within the above listed City Council District only. Full statistical analysis to determine the confidence level of this data has not been performed. The results contained herein are **approximate in relation to the listed area and may not fully coincide with data shown in other areas of SLCPD's Crime Statistics** page such as Calls for Service, Crimes Trending, and Crime Reports due to and reflective of departmental procedures that were in place at the time the event occurred and the date this data was compiled. Results displayed are not distinguished as attempted or completed crimes, do not include other calls for police service, and only represent police service where a report was made. Police Incident Reports are classified by primary offense categories as defined by the Uniform Crime Reporting (UCR) system, however for this report all offenses are included, and each incident may have more than one offense listed on it. In cases where there is more than one offense listed, all offenses are counted individually. Although every reasonable verification effort is made, the accuracy of any data is subject to the constraints of the report generation process as well as the manner, format, and point in time of any query.

PART I OFFENSES:	Chosen by the FBI as Part I Offenses because they are serious crimes that occur with regularity in all areas of the country and are likely to be reported to Police.
PART II OFFENSES:	All other crimes other than the eight Part I Offenses. The Uniform Crime Reporting Program gathers only arrest data for Part II Offenses, however, SLCPD results displayed in this document display all Part II Offenses, regardless of the presence of arrest data.
ALL OTHER OFFENSES:	<b>Under the Part II Offense section, 'All Other Offenses' include Peeping Tom, Trespass, Kidnap/Abduction, Pornography, Extortion/Blackmail, Bribery, Warrants, Sexual Offenses, Obstruction, Public Peace, and Hit &amp; Run.</b>
NON-UCR OFFENSES:	Non-UCR Offenses include reports for all other offenses not classified as a Part I or Part II Offense. Results displayed separate some of these offenses such as Ambulance Calls, Deaths, Missing Persons, Suicides, Suspicious Activity, and Traffic Accidents.
ALL OTHER NON-UCR:	<b>Under the Non-UCR category, 'All Other' include the remainder of offenses not</b> classified as Part I or Part II and not separated from the Non-UCR Offenses. These include things such as Loud Parties, Barking Dogs, Mentally Ill Subjects, Citizen Assistance, etc.
LOW NUMBER OFFENSES:	On page two, in the interest of space <b>and allowing for easier viewing, the category titled 'Low Number Offenses' include Part I and Part II Offenses from page one that have totals</b> under the amount of 12.

## Offenses

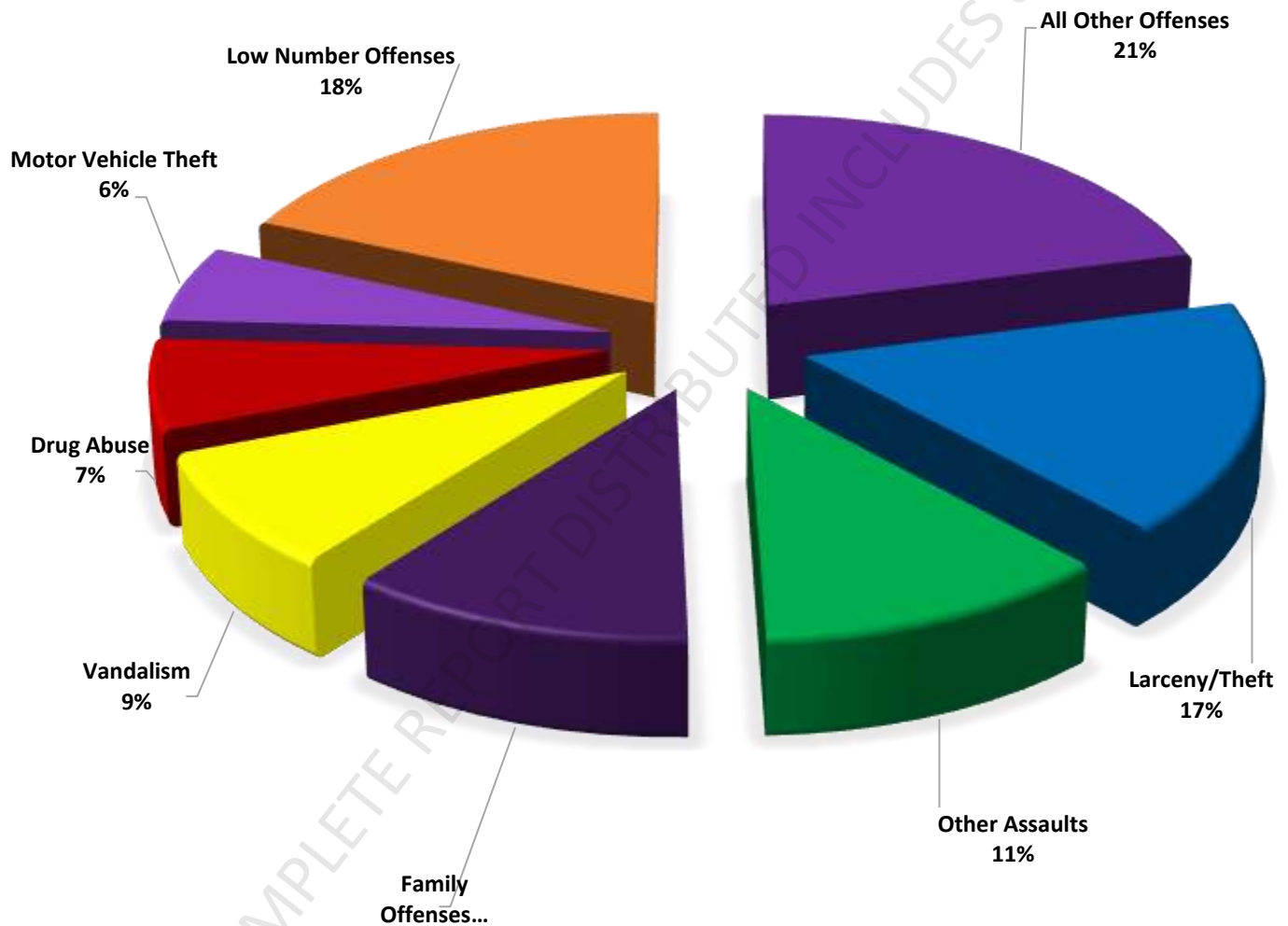
**PART I OFFENSES**  
**VIOLENT**  
**PROPERTY**

OFFENSE	MAR 19	MAR 20
Homicide	0	0
Sexual Assault	2	1
Robbery	3	3
Aggravated Assault	8	8
Burglary	14	2
Larceny/Theft	48	54
Motor Vehicle Theft	19	18
Arson	1	0
<b>PART I TOTALS</b>	<b>95</b>	<b>86</b>
Ambulance Calls	13	10
Deaths	2	4
Missing Persons	6	2
Suicides	0	0
Suspicious Activity	6	15
Traffic Accidents	22	20
All Other	104	109
<b>NON-UCR TOTALS</b>	<b>153</b>	<b>160</b>
<b>PART I OFFENSES</b>	<b>95</b>	<b>86</b>
<b>PART II OFFENSES</b>	<b>277</b>	<b>229</b>
<b>NON-UCR OFFENSES</b>	<b>153</b>	<b>160</b>
<b>TOTAL</b>	<b>525</b>	<b>475</b>

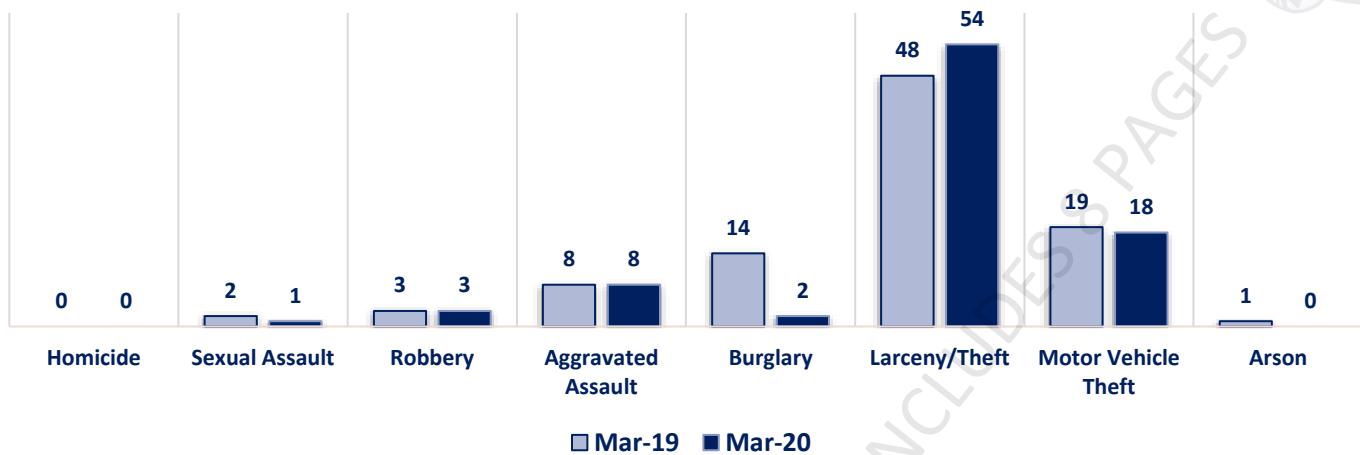
**PART II OFFENSES**

OFFENSE	MAR 19	MAR 20
Other Assaults	40	36
Forgery/Counterfeit	2	4
Fraud	17	12
Embezzlement	1	0
Stolen Property	3	3
Vandalism	28	27
Weapons	16	7
Prostitution	3	2
Sex Offenses	2	3
Drug Abuse	32	21
Gambling	0	0
Family Offenses	34	35
DUI	3	3
Liquor Laws	0	0
Drunkenness	4	4
Disorderly Conduct	3	1
All Other Offenses	85	66
Curfew/Loitering	0	0
Runaway	4	5
<b>PART II TOTALS</b>	<b>277</b>	<b>229</b>

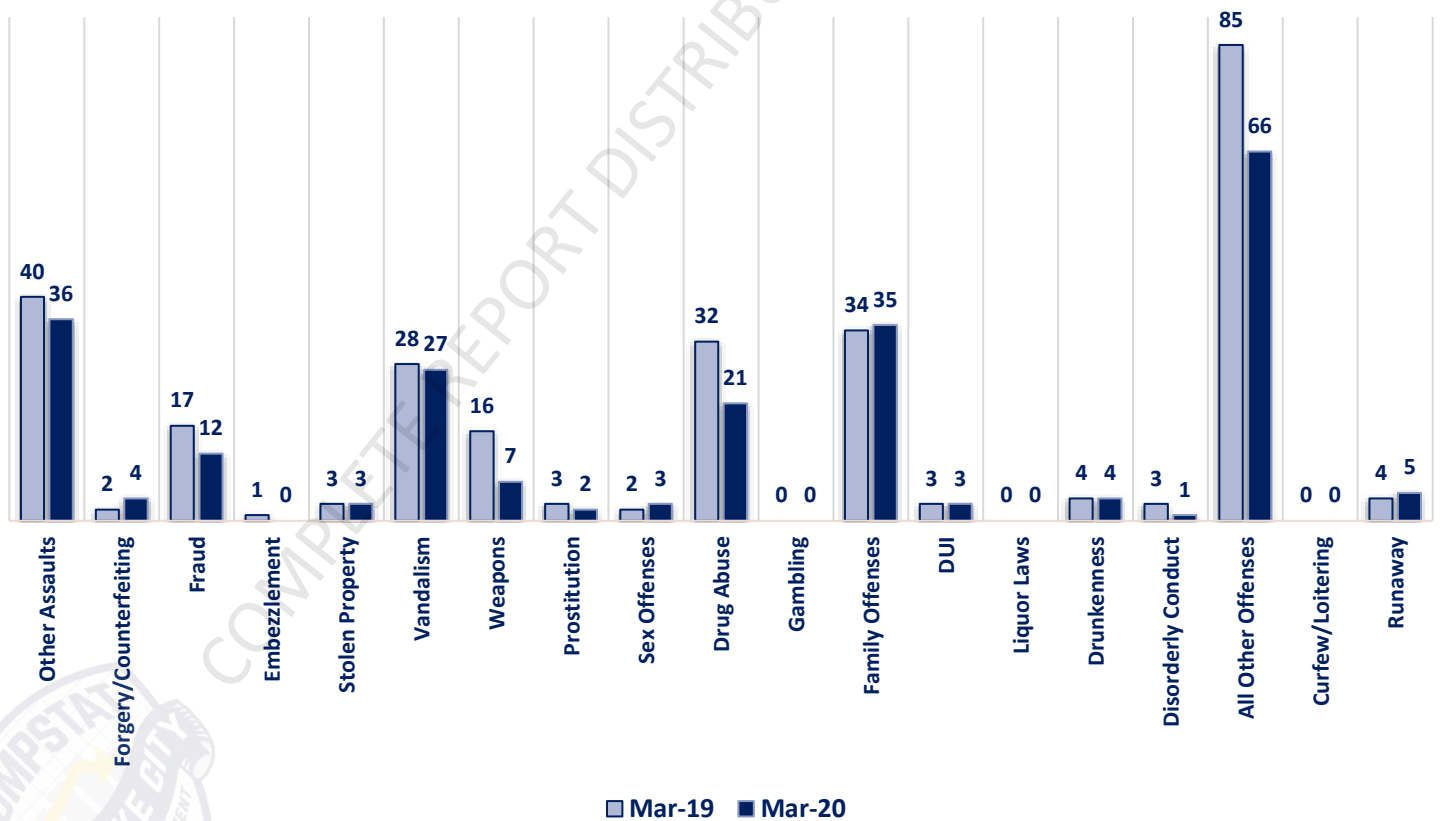
**MARCH 2020- PART I & II OFFENSE PERCENTAGES**



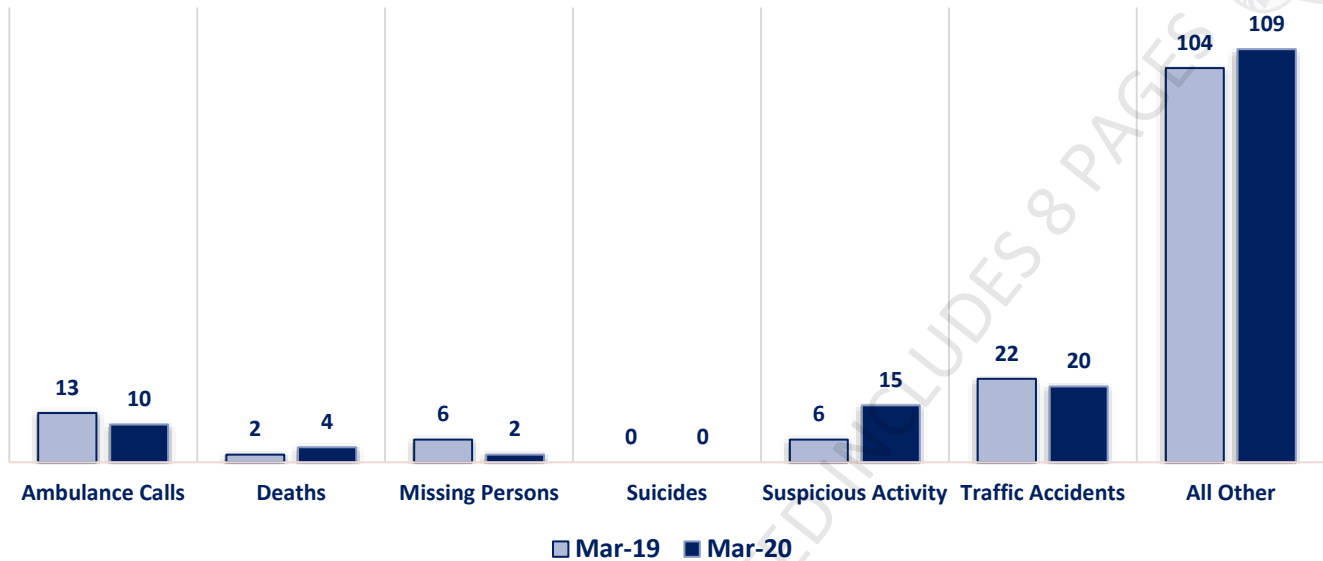
### Part I Offenses



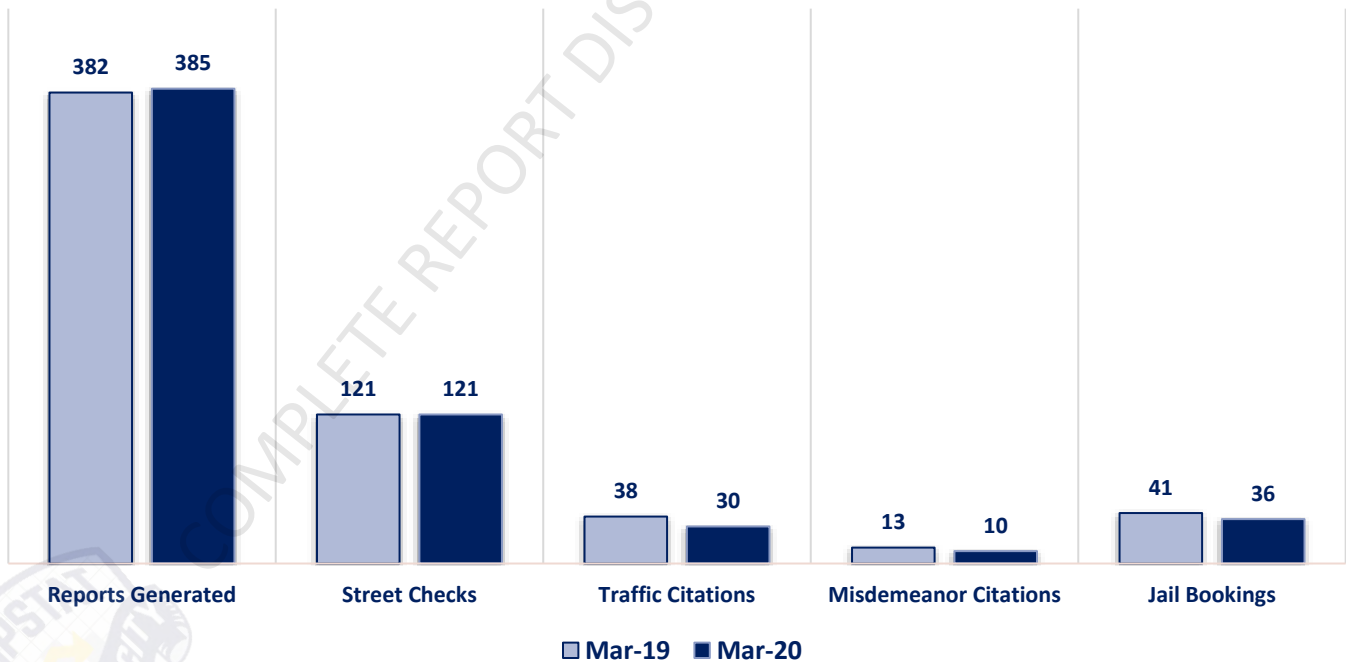
### Part II Offenses



### Non-UCR Offenses

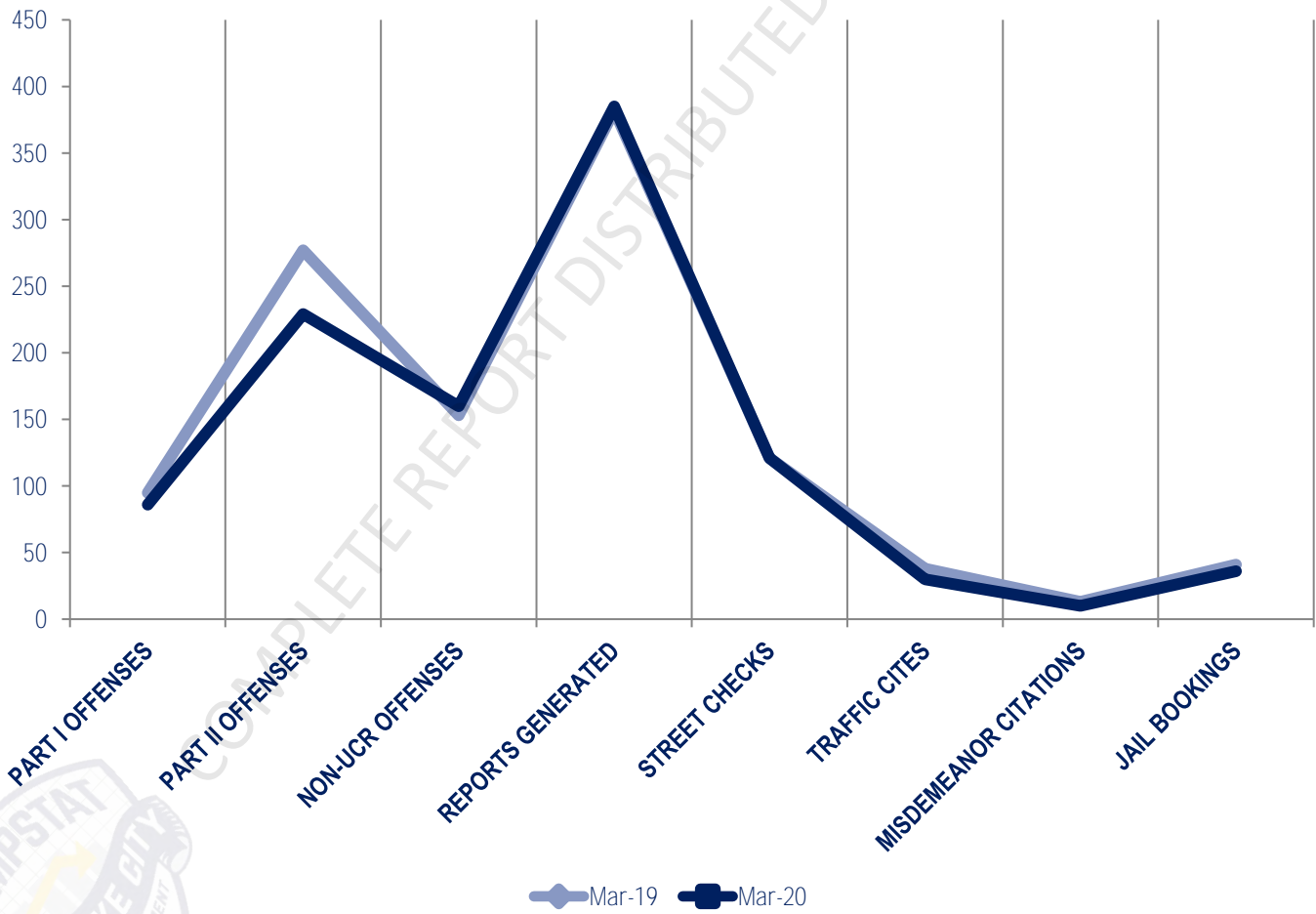


### Other Event Totals



### Combined Offense/Event Trends

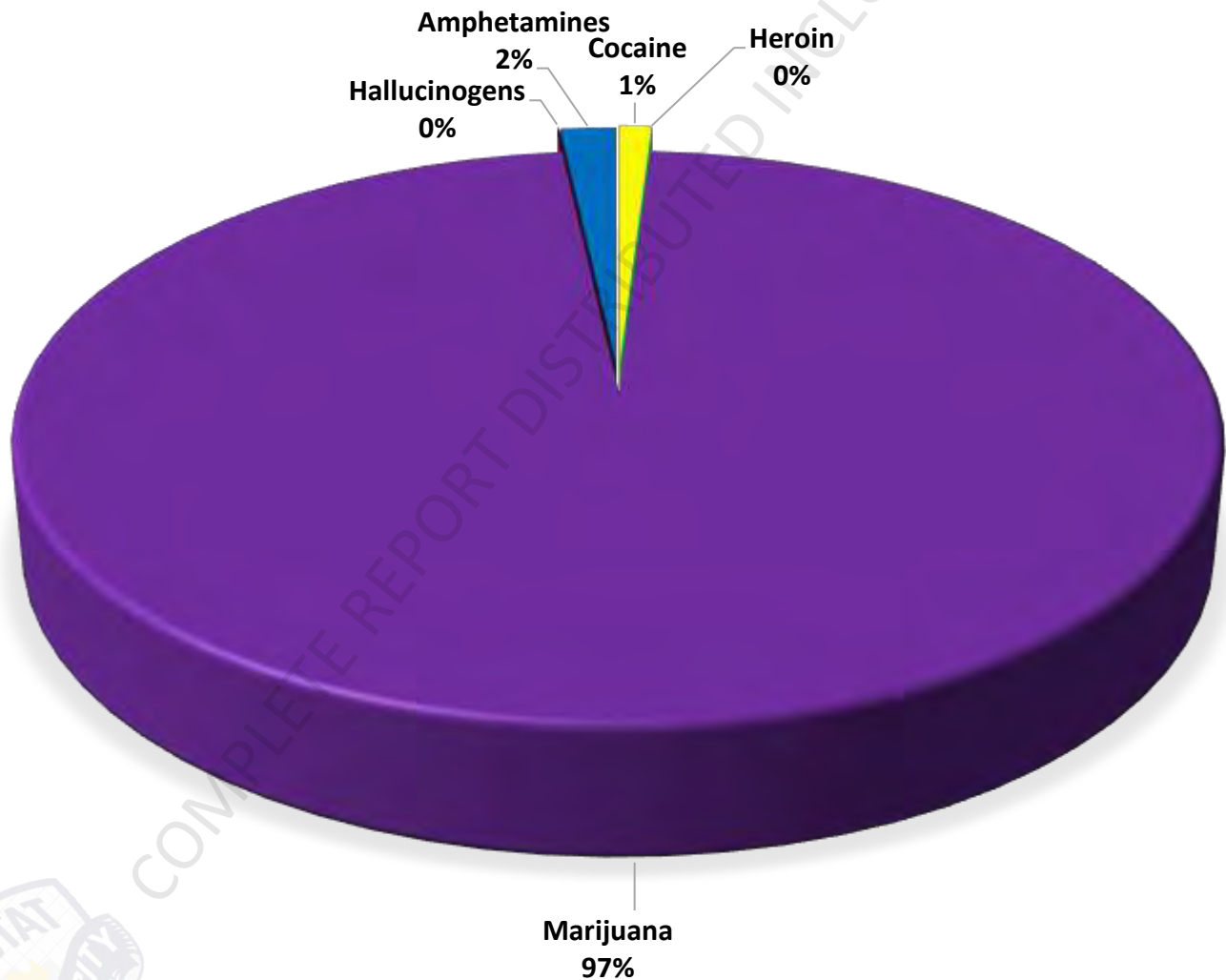
	MAR 2019	MAR 2020
<b>Part I Offenses</b>	95	86
<b>Part II Offenses</b>	277	229
<b>NonUCR Offenses</b>	153	160
<b>Reports Generated</b>	382	385
<b>Street Checks</b>	121	121
<b>Traffic Citations</b>	38	30
<b>Misdemeanor Citations</b>	13	10
<b>Jail Bookings</b>	41	36



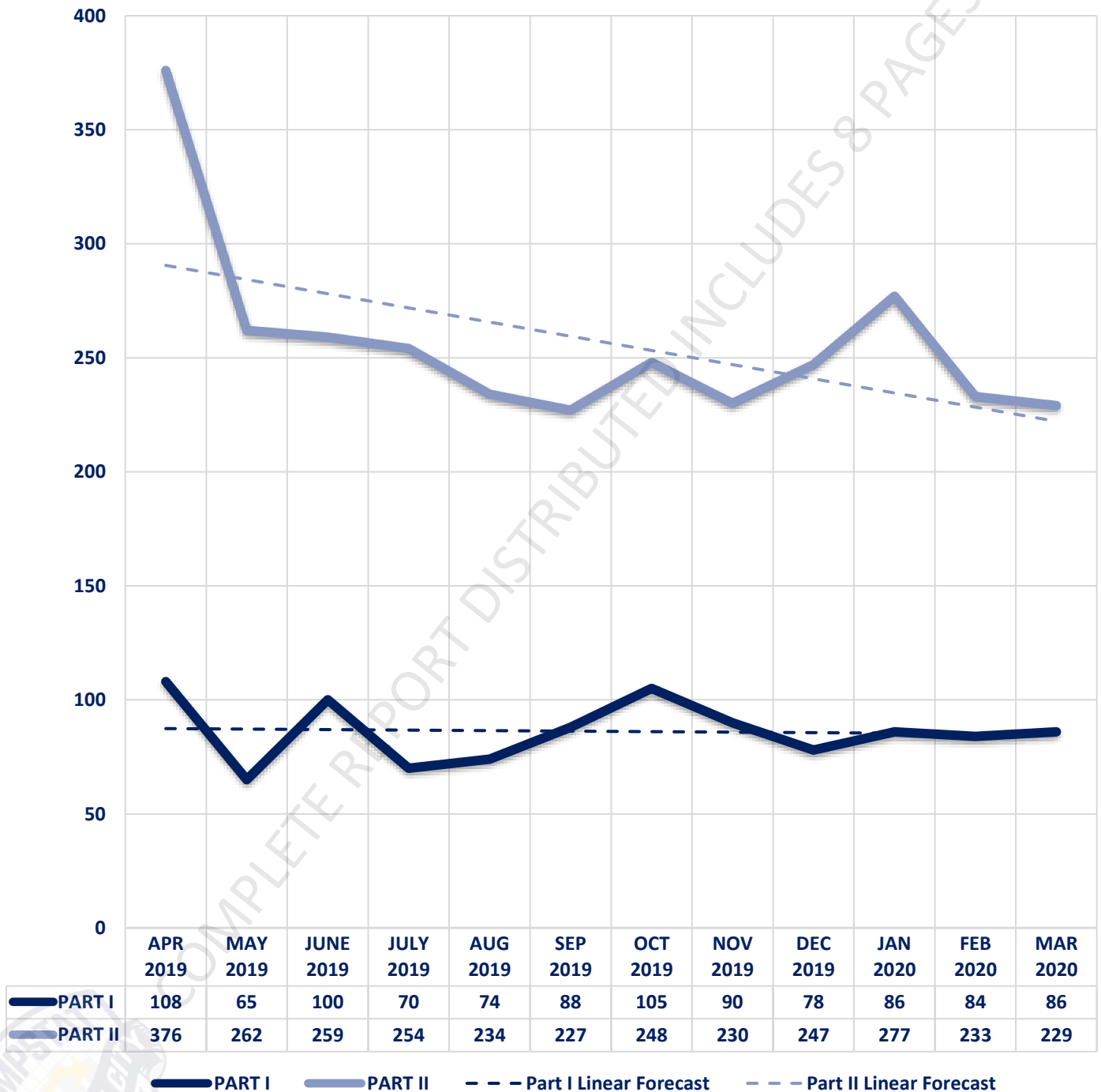


## Seized Drugs

TYPE	DOSES	STREET VALUE
Cocaine	60.0	\$ 600.00
Heroin	0.0	\$ -
Marijuana	5830.8	\$ 34,984.77
Hallucinogens	0.0	\$ -
Amphetamines	105.0	\$ 1,050.00
<b>TOTAL</b>	<b>5995.8</b>	<b>\$ 36,634.77</b>



### Part I & II Offenses - One Year







## CITY COUNCIL DISTRICT #1 MONTHLY OFFENSE SUMMARY

April 2020

These figures represent preliminary counts of original Police Incident Reports and include all offenses within the above listed City Council District only. Full statistical analysis to determine the confidence level of this data has not been performed. The results contained herein are **approximate in relation to the listed area and may not fully coincide with data shown in other areas of SLCPD's Crime Statistics** page such as Calls for Service, Crimes Trending, and Crime Reports due to and reflective of departmental procedures that were in place at the time the event occurred and the date this data was compiled. Results displayed are not distinguished as attempted or completed crimes, do not include other calls for police service, and only represent police service where a report was made. Police Incident Reports are classified by primary offense categories as defined by the Uniform Crime Reporting (UCR) system, however for this report all offenses are included, and each incident may have more than one offense listed on it. In cases where there is more than one offense listed, all offenses are counted individually. Although every reasonable verification effort is made, the accuracy of any data is subject to the constraints of the report generation process as well as the manner, format, and point in time of any query.

PART I OFFENSES:	Chosen by the FBI as Part I Offenses because they are serious crimes that occur with regularity in all areas of the country and are likely to be reported to Police.
PART II OFFENSES:	All other crimes other than the eight Part I Offenses. The Uniform Crime Reporting Program gathers only arrest data for Part II Offenses, however, SLCPD results displayed in this document display all Part II Offenses, regardless of the presence of arrest data.
ALL OTHER OFFENSES:	<b>Under the Part II Offense section, 'All Other Offenses' include Peeping Tom, Trespass, Kidnap/Abduction, Pornography, Extortion/Blackmail, Bribery, Warrants, Sexual Offenses, Obstruction, Public Peace, and Hit &amp; Run.</b>
NON-UCR OFFENSES:	Non-UCR Offenses include reports for all other offenses not classified as a Part I or Part II Offense. Results displayed separate some of these offenses such as Ambulance Calls, Deaths, Missing Persons, Suicides, Suspicious Activity, and Traffic Accidents.
ALL OTHER NON-UCR:	<b>Under the Non-UCR category, 'All Other' include the remainder of offenses not</b> classified as Part I or Part II and not separated from the Non-UCR Offenses. These include things such as Loud Parties, Barking Dogs, Mentally Ill Subjects, Citizen Assistance, etc.
LOW NUMBER OFFENSES:	On page two, in the interest of space <b>and allowing for easier viewing, the category titled 'Low Number Offenses' include Part I and Part II Offenses from page one that have totals</b> under the amount of 15.

## Offenses

**PART I OFFENSES**  
**VIOLENT**  
**PROPERTY**

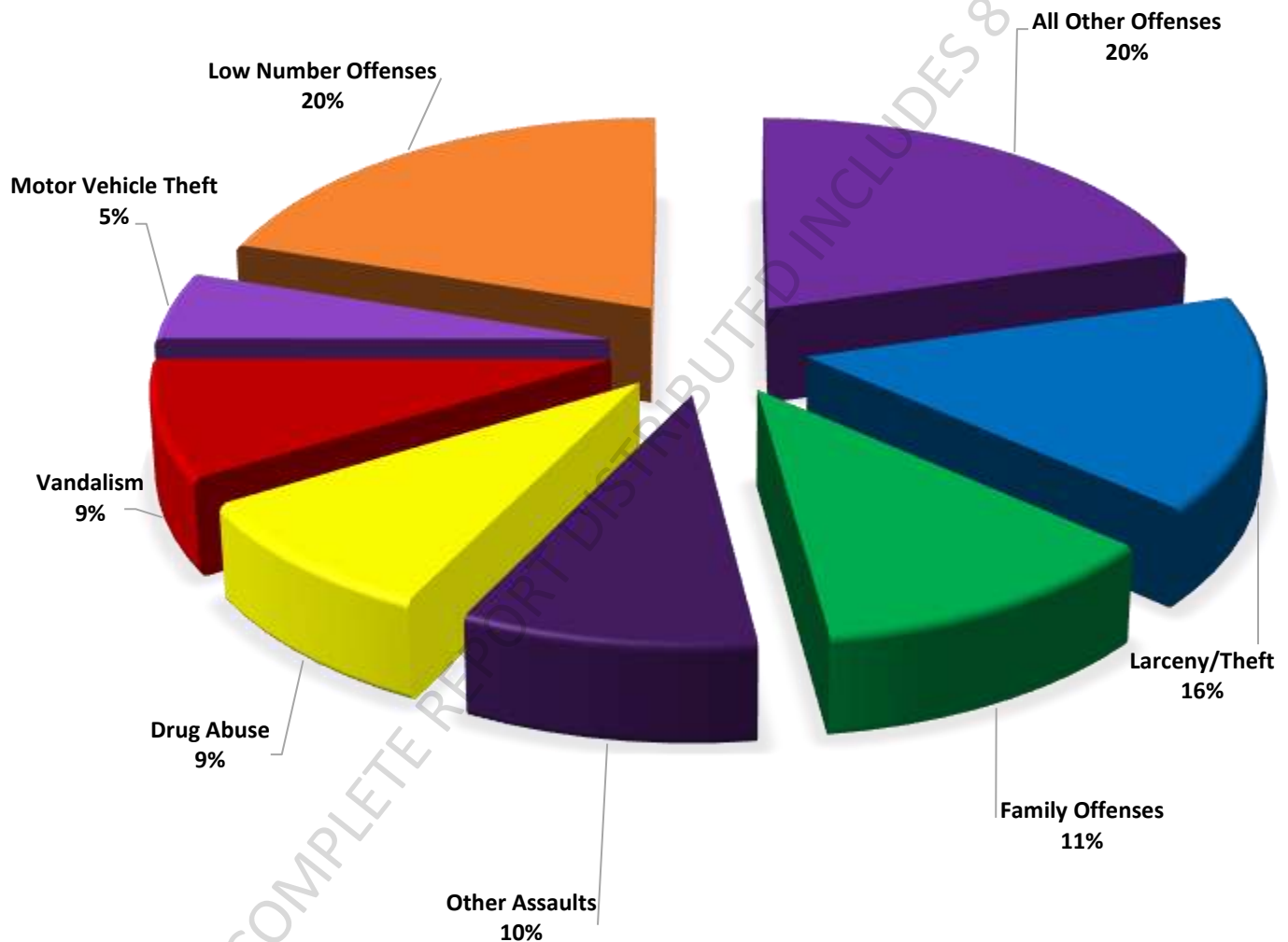
OFFENSE	APR 19	APR 20
Homicide	0	0
Sexual Assault	3	1
Robbery	6	1
Aggravated Assault	10	7
Burglary	18	11
Larceny/Theft	59	64
Motor Vehicle Theft	24	20
Arson	0	0
<b>PART I TOTALS</b>	<b>120</b>	<b>104</b>
Ambulance Calls	15	14
Deaths	1	5
Missing Persons	2	9
Suicides	0	1
Suspicious Activity	12	16
Traffic Accidents	53	14
All Other	141	129
<b>NON-UCR TOTALS</b>	<b>224</b>	<b>188</b>
<b>PART I OFFENSES</b>	<b>120</b>	<b>104</b>
<b>PART II OFFENSES</b>	<b>386</b>	<b>297</b>
<b>NON-UCR OFFENSES</b>	<b>224</b>	<b>188</b>
<b>TOTAL</b>	<b>730</b>	<b>589</b>

**PART II OFFENSES**

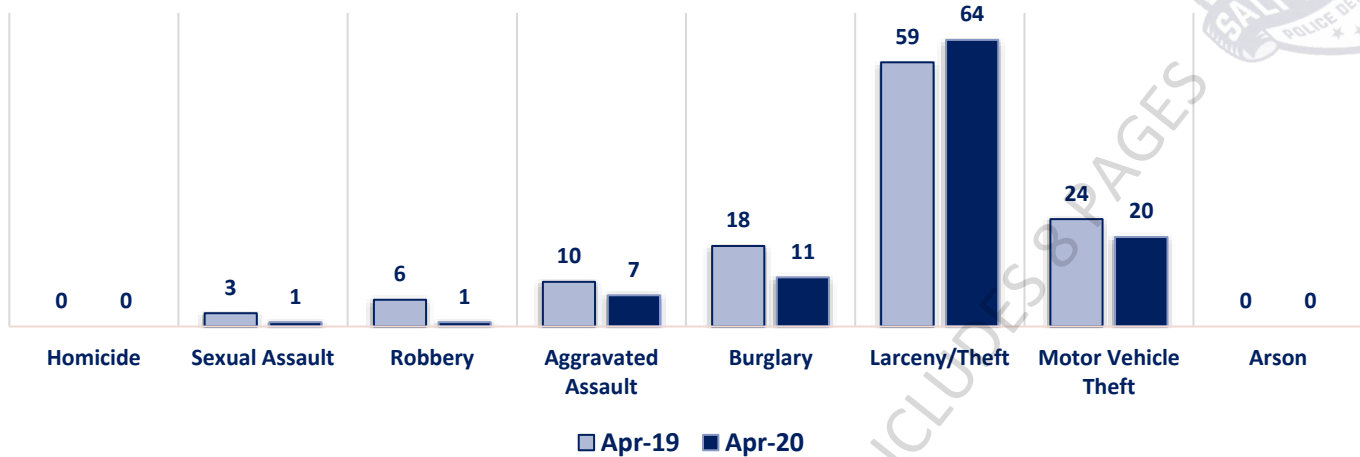
OFFENSE	APR 19	APR 20
Other Assaults	44	38
Forgery/Counterfeit	9	5
Fraud	19	15
Embezzlement	0	0
Stolen Property	6	0
Vandalism	32	35
Weapons	11	7
Prostitution	2	0
Sex Offenses	3	1
Drug Abuse	88	36
Gambling	0	0
Family Offenses	36	46
DUI	20	8
Liquor Laws	4	3
Drunkenness	3	8
Disorderly Conduct	2	8
All Other Offenses	104	82
Curfew/Loitering	0	0
Runaway	3	5
<b>PART II TOTALS</b>	<b>386</b>	<b>297</b>



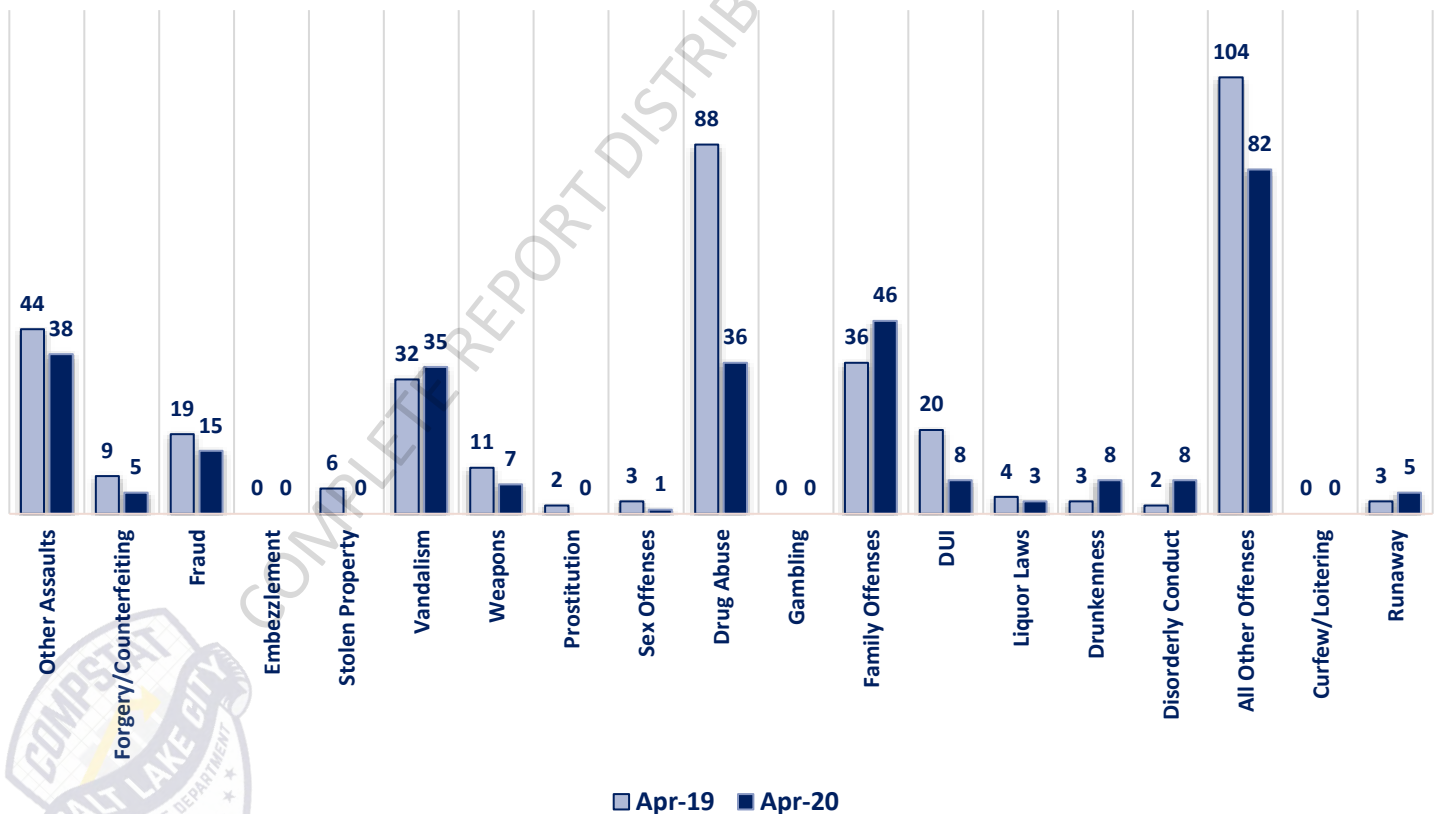
**APRIL 2020- PART I & II OFFENSE PERCENTAGES**



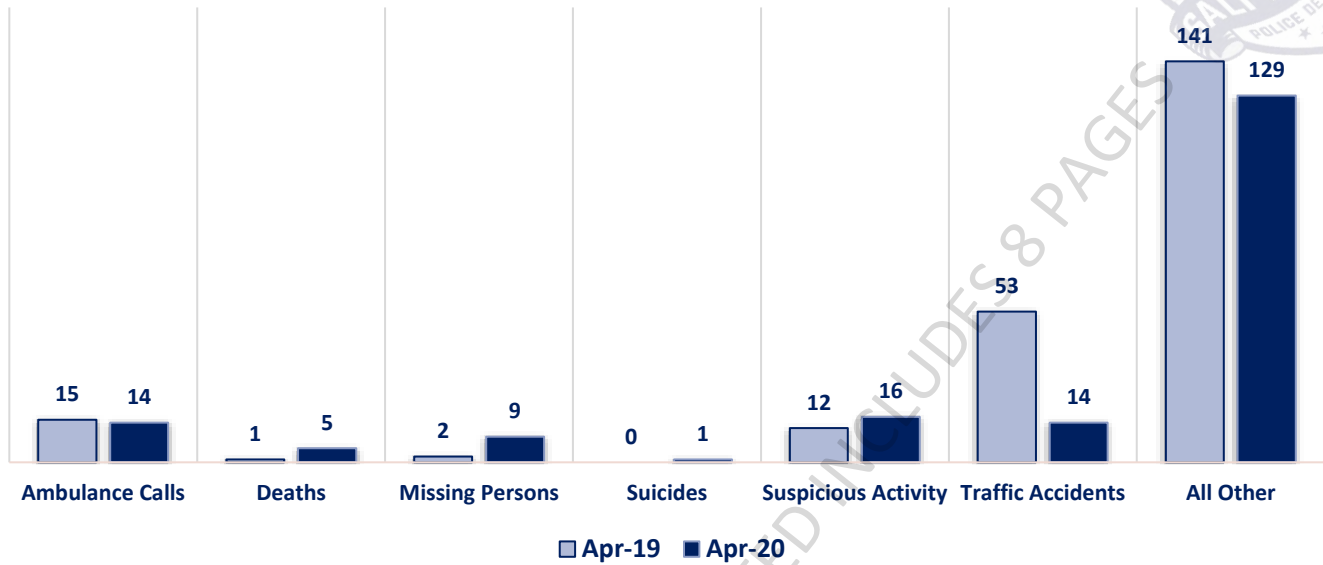
### Part I Offenses



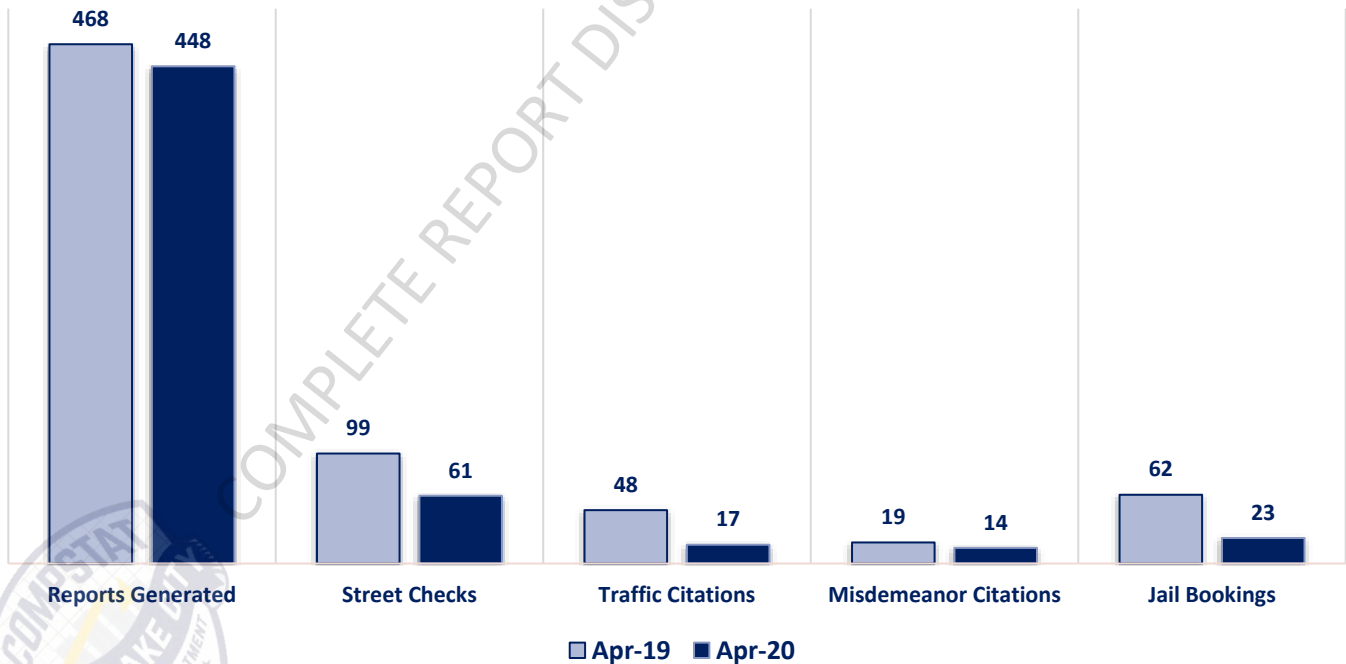
### Part II Offenses



### Non-UCR Offenses

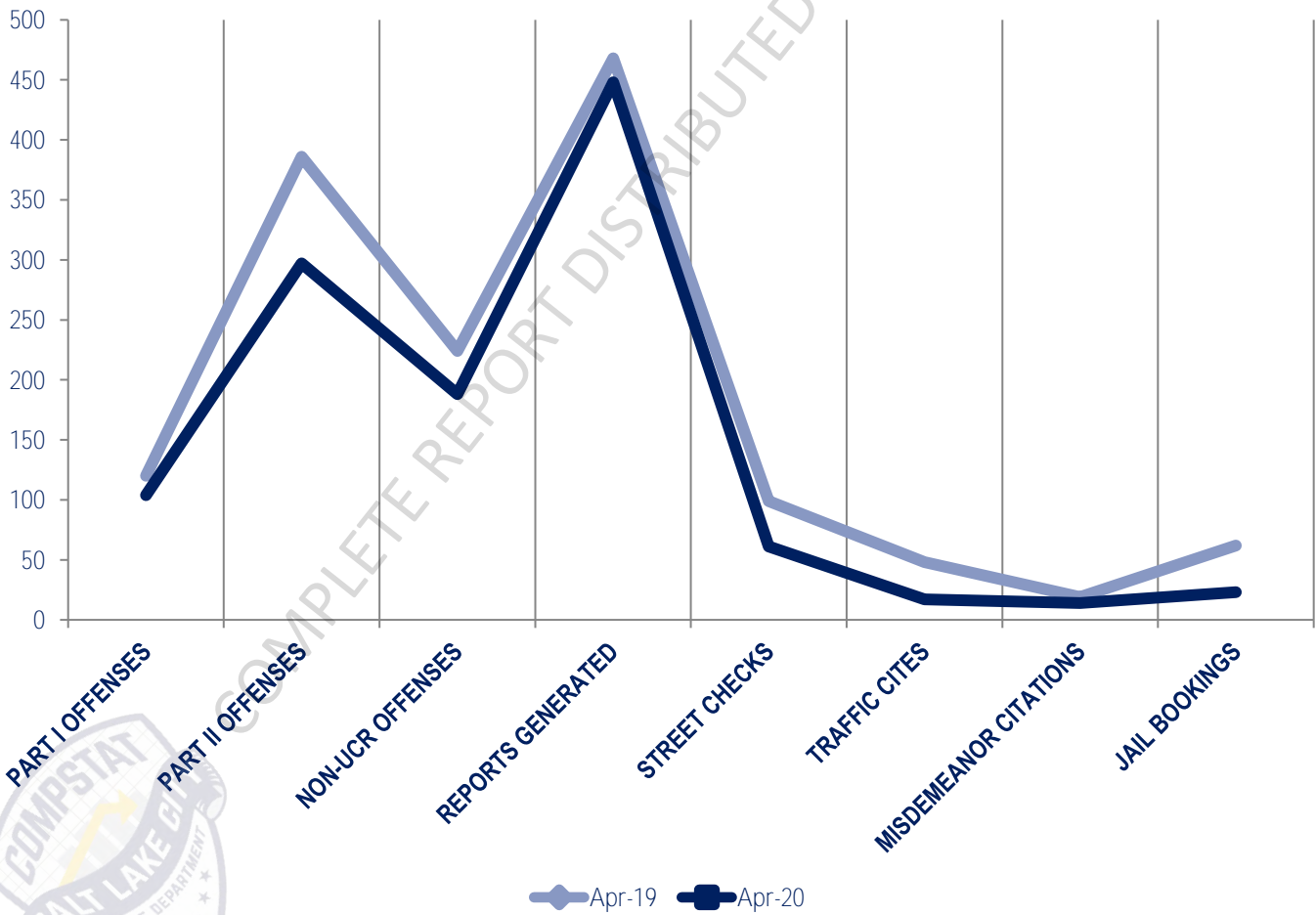


### Other Event Totals



### Combined Offense/Event Trends

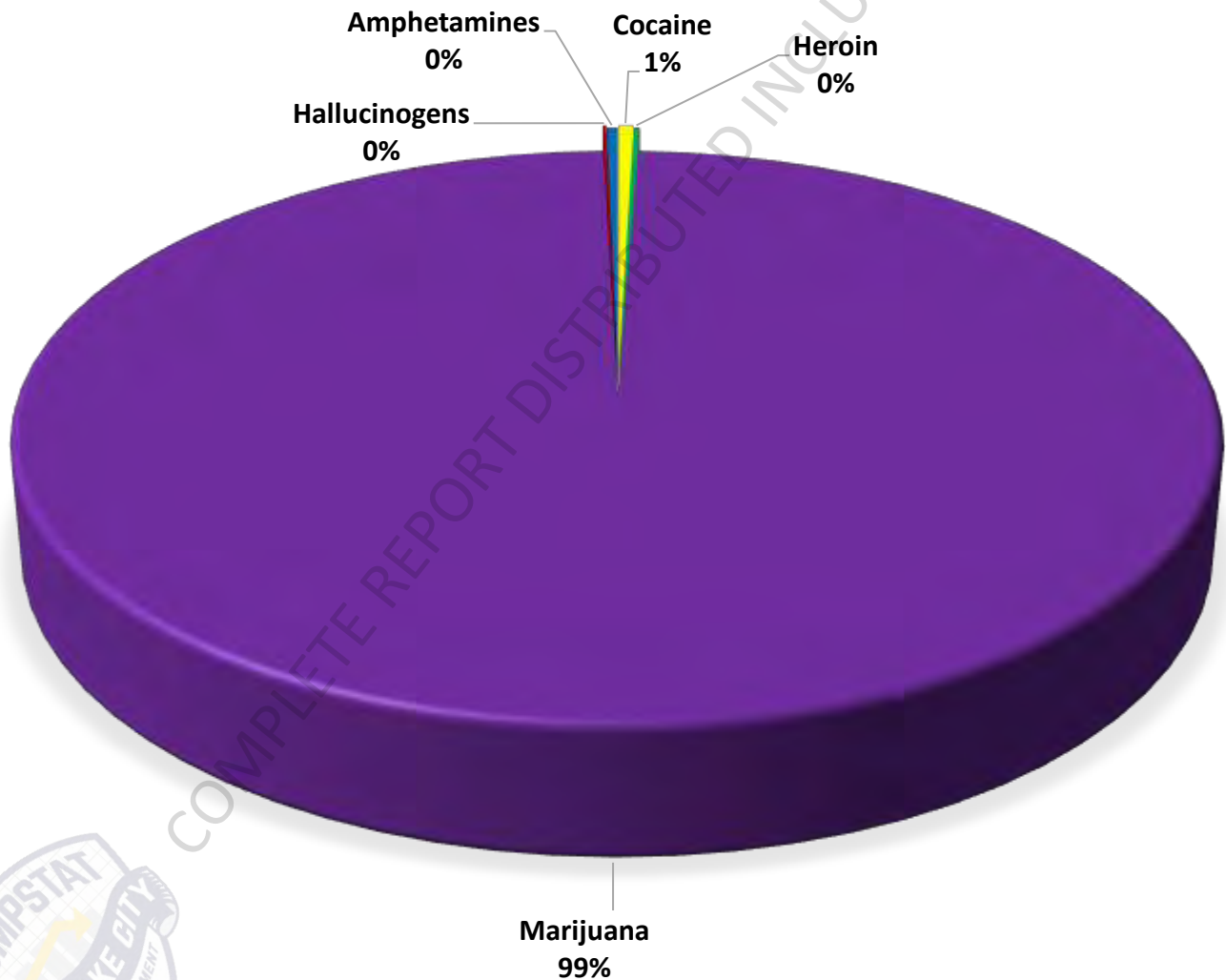
	APR 2019	APR 2020
<b>Part I Offenses</b>	120	104
<b>Part II Offenses</b>	386	297
<b>NonUCR Offenses</b>	224	188
<b>Reports Generated</b>	468	448
<b>Street Checks</b>	99	61
<b>Traffic Citations</b>	48	17
<b>Misdemeanor Citations</b>	19	14
<b>Jail Bookings</b>	62	23



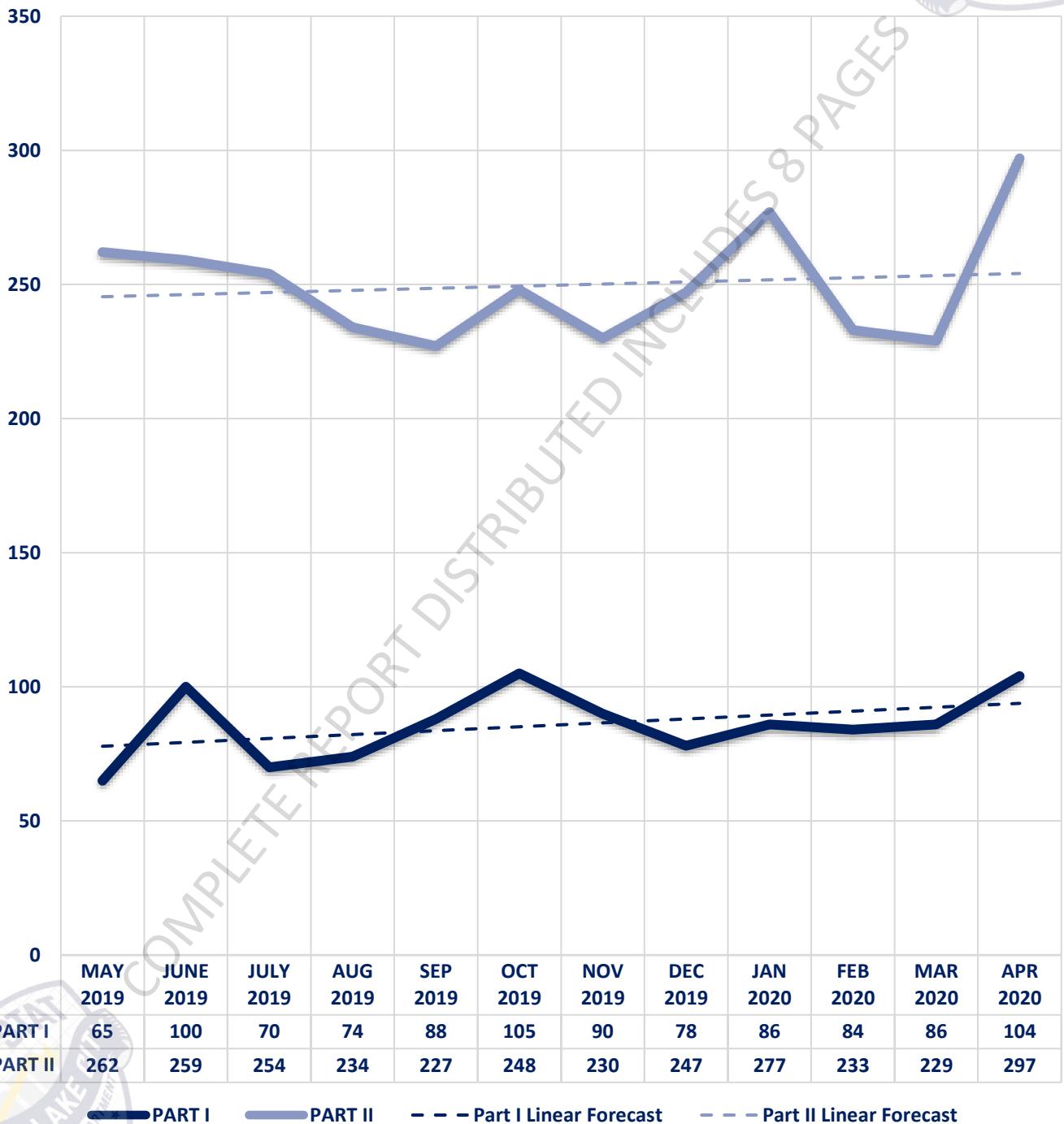


## Seized Drugs

TYPE	DOSES	STREET VALUE
Cocaine	90.0	\$ 900.00
Heroin	35.0	\$ 350.00
Marijuana	19282.6	\$ 115,695.73
Hallucinogens	20.8	\$ 41.62
Amphetamines	66.1	\$ 661.00
<b>TOTAL</b>	<b>19494.5</b>	<b>\$ 117,648.35</b>



## Part I & II Offenses - One Year







## CITY COUNCIL DISTRICT #1 MONTHLY OFFENSE SUMMARY

May 2020

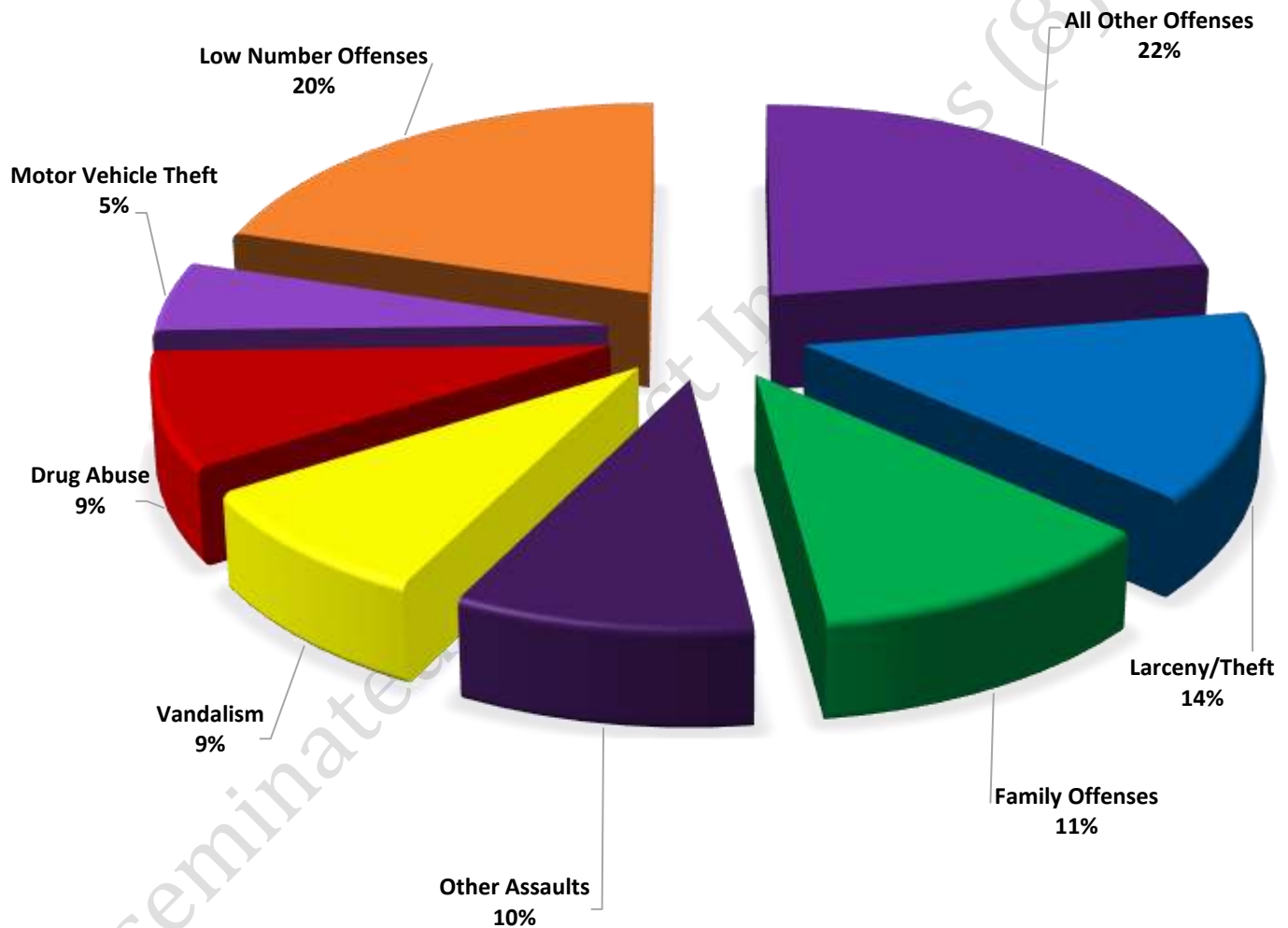
These figures represent preliminary counts of original Police Incident Reports and include all offenses within the above listed City Council District only. Full statistical analysis to determine the confidence level of this data has not been performed. The results contained herein are **approximate in relation to the listed area and may not fully coincide with data shown in other areas of SLCPD's Crime Statistics** page such as Calls for Service, Crimes Trending, and Crime Reports due to and reflective of departmental procedures that were in place at the time the event occurred and the date this data was compiled. Results displayed are not distinguished as attempted or completed crimes, do not include other calls for police service, and only represent police service where a report was made. Police Incident Reports are classified by primary offense categories as defined by the Uniform Crime Reporting (UCR) system, however for this report all offenses are included, and each incident may have more than one offense listed on it. In cases where there is more than one offense listed, all offenses are counted individually. Although every reasonable verification effort is made, the accuracy of any data is subject to the constraints of the report generation process as well as the manner, format, and point in time of any query.

PART I OFFENSES:	Chosen by the FBI as Part I Offenses because they are serious crimes that occur with regularity in all areas of the country and are likely to be reported to Police.
PART II OFFENSES:	All other crimes other than the eight Part I Offenses. The Uniform Crime Reporting Program gathers only arrest data for Part II Offenses, however, SLCPD results displayed in this document display all Part II Offenses, regardless of the presence of arrest data.
ALL OTHER OFFENSES:	<b>Under the Part II Offense section, 'All Other Offenses' include Peeping Tom, Trespass, Kidnap/Abduction, Pornography, Extortion/Blackmail, Bribery, Warrants, Sexual Offenses, Obstruction, Public Peace, and Hit &amp; Run.</b>
NON-UCR OFFENSES:	Non-UCR Offenses include reports for all other offenses not classified as a Part I or Part II Offense. Results displayed separate some of these offenses such as Ambulance Calls, Deaths, Missing Persons, Suicides, Suspicious Activity, and Traffic Accidents.
ALL OTHER NON-UCR:	<b>Under the Non-UCR category, 'All Other' include the remainder of offenses not</b> classified as Part I or Part II and not separated from the Non-UCR Offenses. These include things such as Loud Parties, Barking Dogs, Mentally Ill Subjects, Citizen Assistance, etc.
LOW NUMBER OFFENSES:	On page two, in the interest of space <b>and allowing for easier viewing, the category titled 'Low Number Offenses' include Part I and Part II Offenses from page one that have totals</b> under the amount of 14.

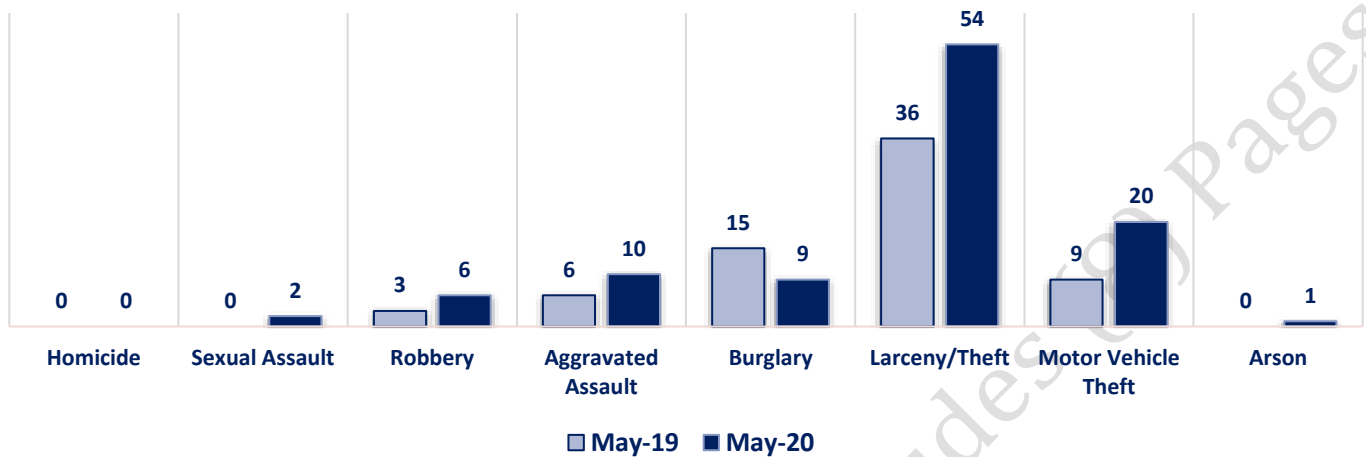
## Offenses

PART I OFFENSES VIOLENT PROPERTY		OFFENSE		MAY 19	MAY 20	PART II OFFENSES			
		Homicide		0	0				
		Sexual Assault		0	2				
		Robbery		3	6				
		Aggravated Assault		6	10				
		Burglary		15	9				
		Larceny/Theft		36	54				
		Motor Vehicle Theft		9	20				
		Arson		0	1				
		PART I TOTALS		69	102				
NON-UCR OFFENSES		Ambulance Calls		9	20	Drug Abuse		22	33
		Deaths		7	4	Gambling		0	0
		Missing Persons		8	2	Family Offenses		41	44
		Suicides		0	1	DUI		3	9
		Suspicious Activity		19	19	Liquor Laws		0	3
		Traffic Accidents		42	24	Drunkenness		6	6
		All Other		122	129	Disorderly Conduct		5	1
		NON-UCR TOTALS		207	199	All Other Offenses		83	87
TOTALS		PART I OFFENSES		69	102	Curfew/Loitering		0	0
		PART II OFFENSES		267	284	Runaway		5	4
		NON-UCR OFFENSES		207	199	PART II TOTALS		267	284
		TOTAL		543	585				

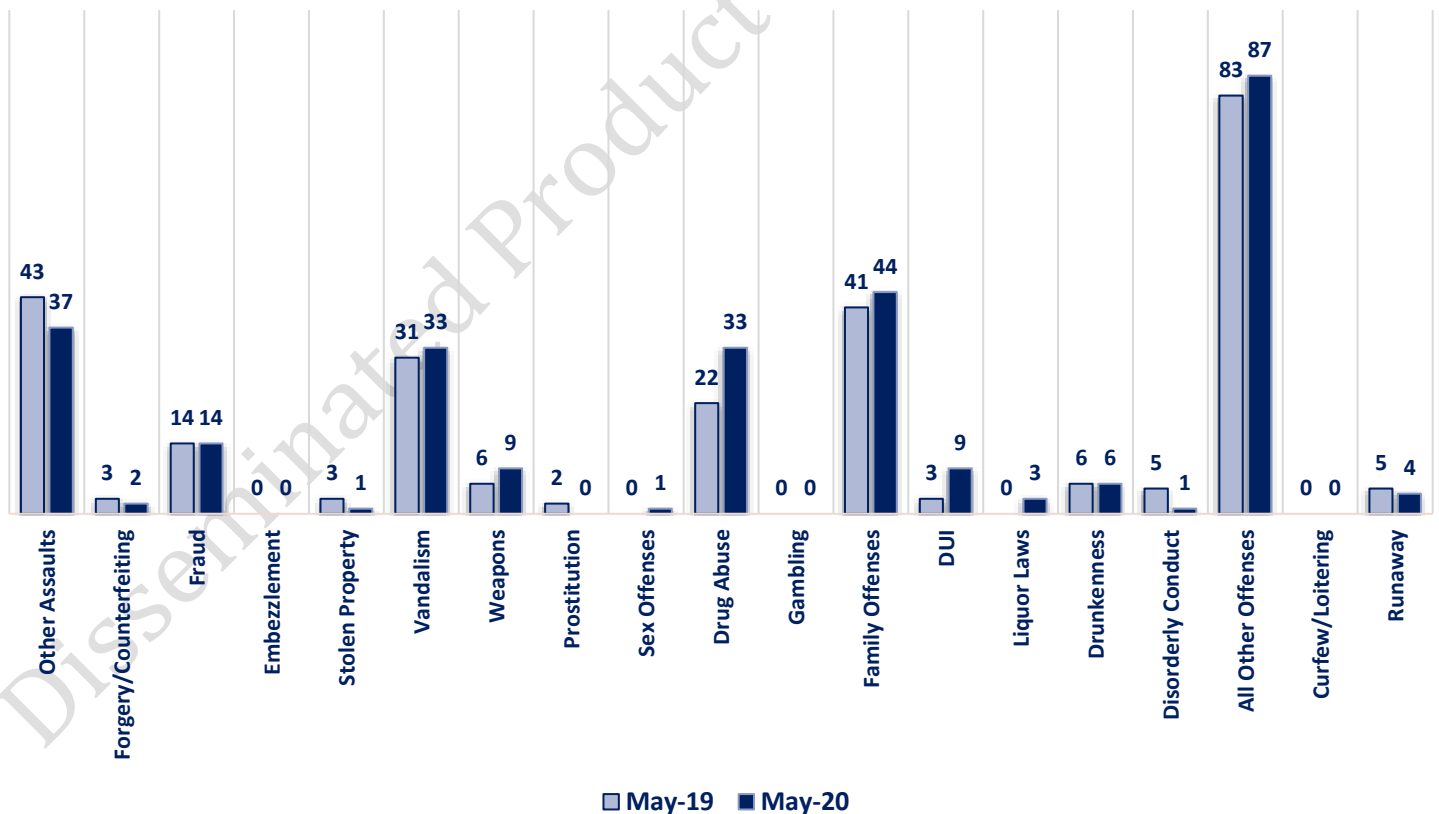
**MAY 2020- PART I & II OFFENSE PERCENTAGES**



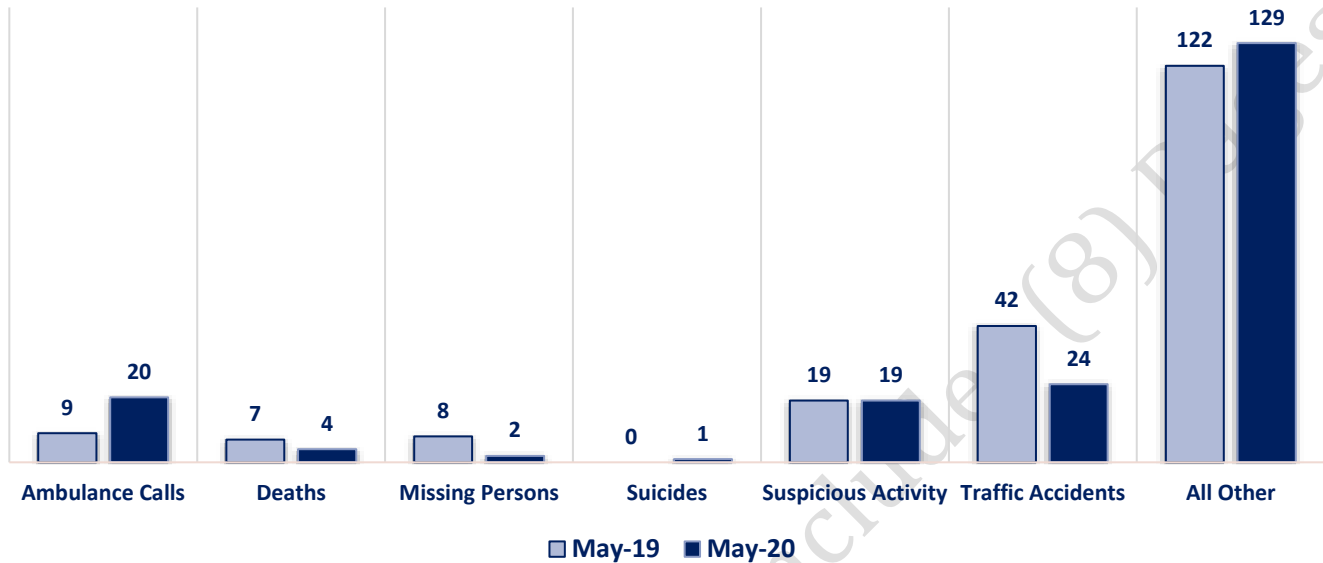
### Part I Offenses



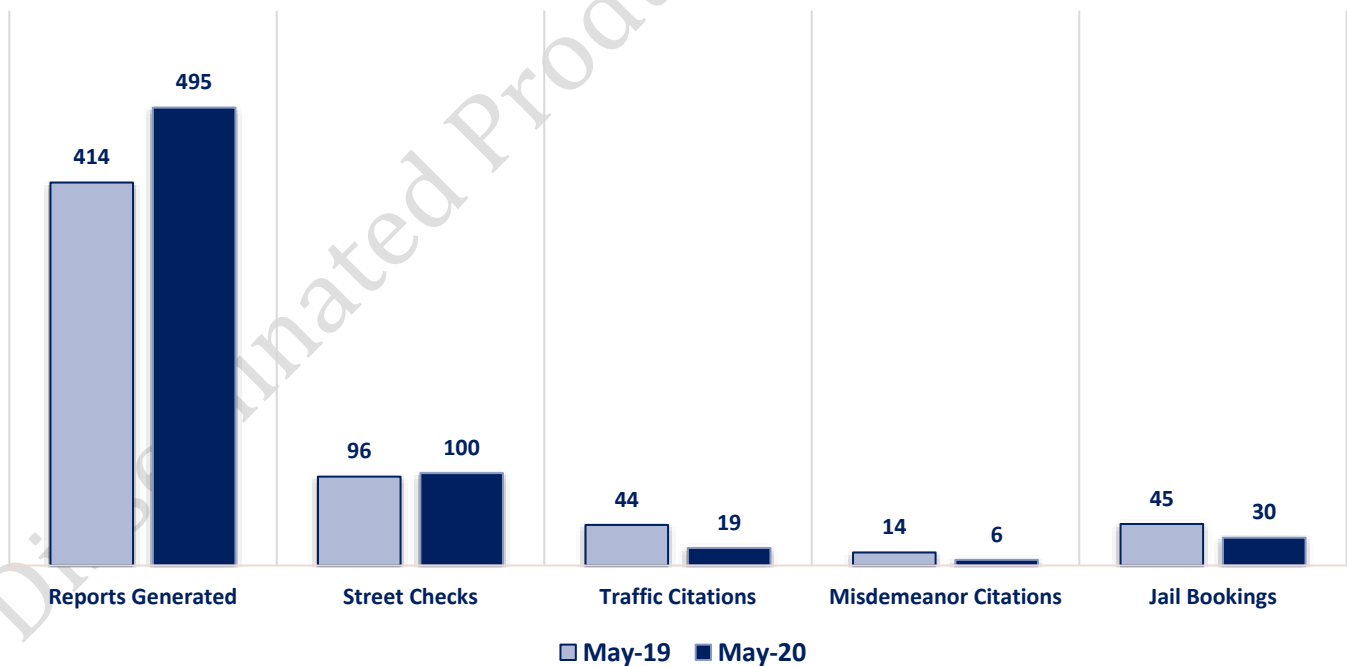
### Part II Offenses



### Non-UCR Offenses

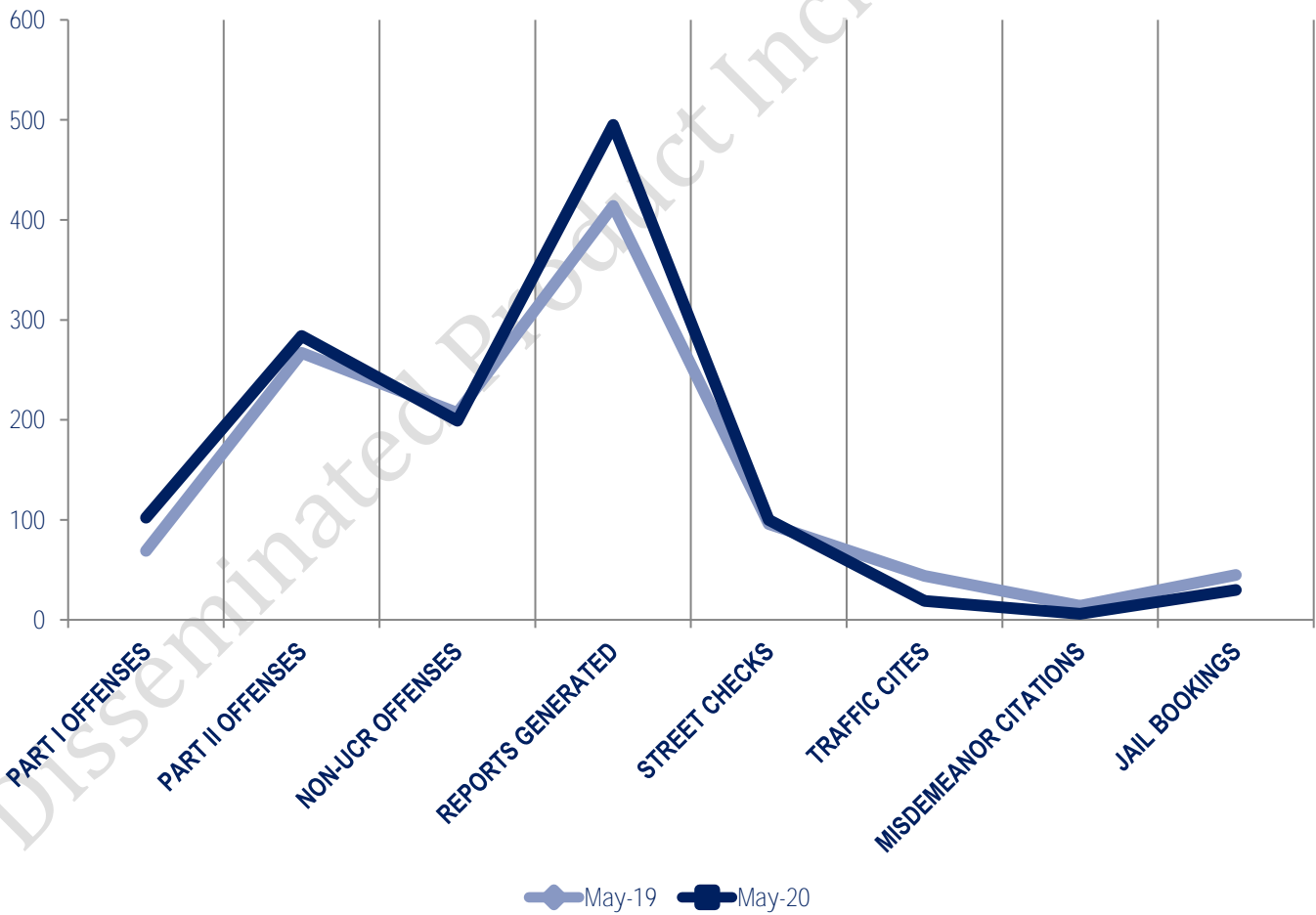


### Other Event Totals



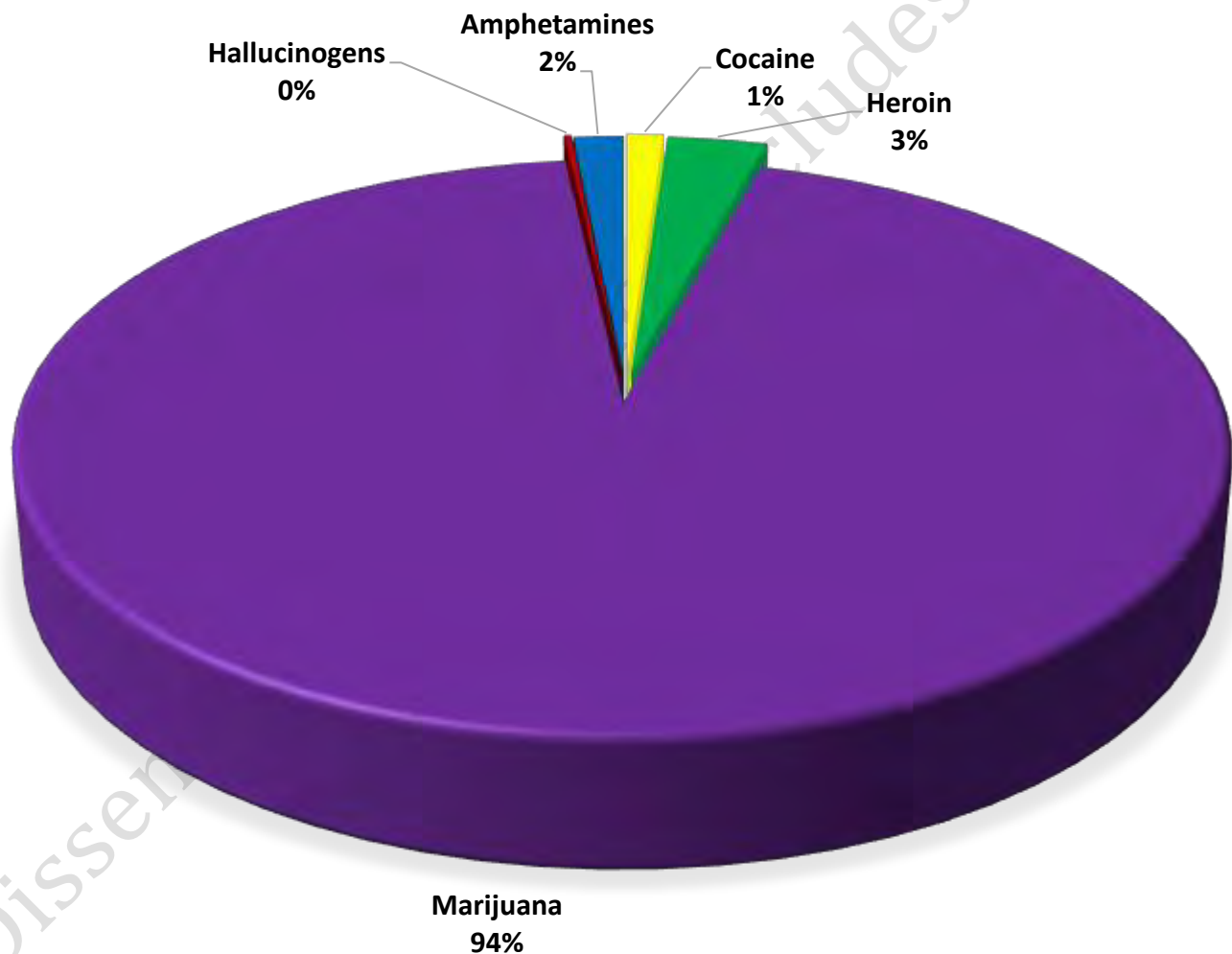
### Combined Offense/Event Trends

	MAY 2019	MAY 2020
<b>Part I Offenses</b>	69	102
<b>Part II Offenses</b>	267	284
<b>NonUCR Offenses</b>	207	199
<b>Reports Generated</b>	414	495
<b>Street Checks</b>	96	100
<b>Traffic Citations</b>	44	19
<b>Misdemeanor Citations</b>	14	6
<b>Jail Bookings</b>	45	30

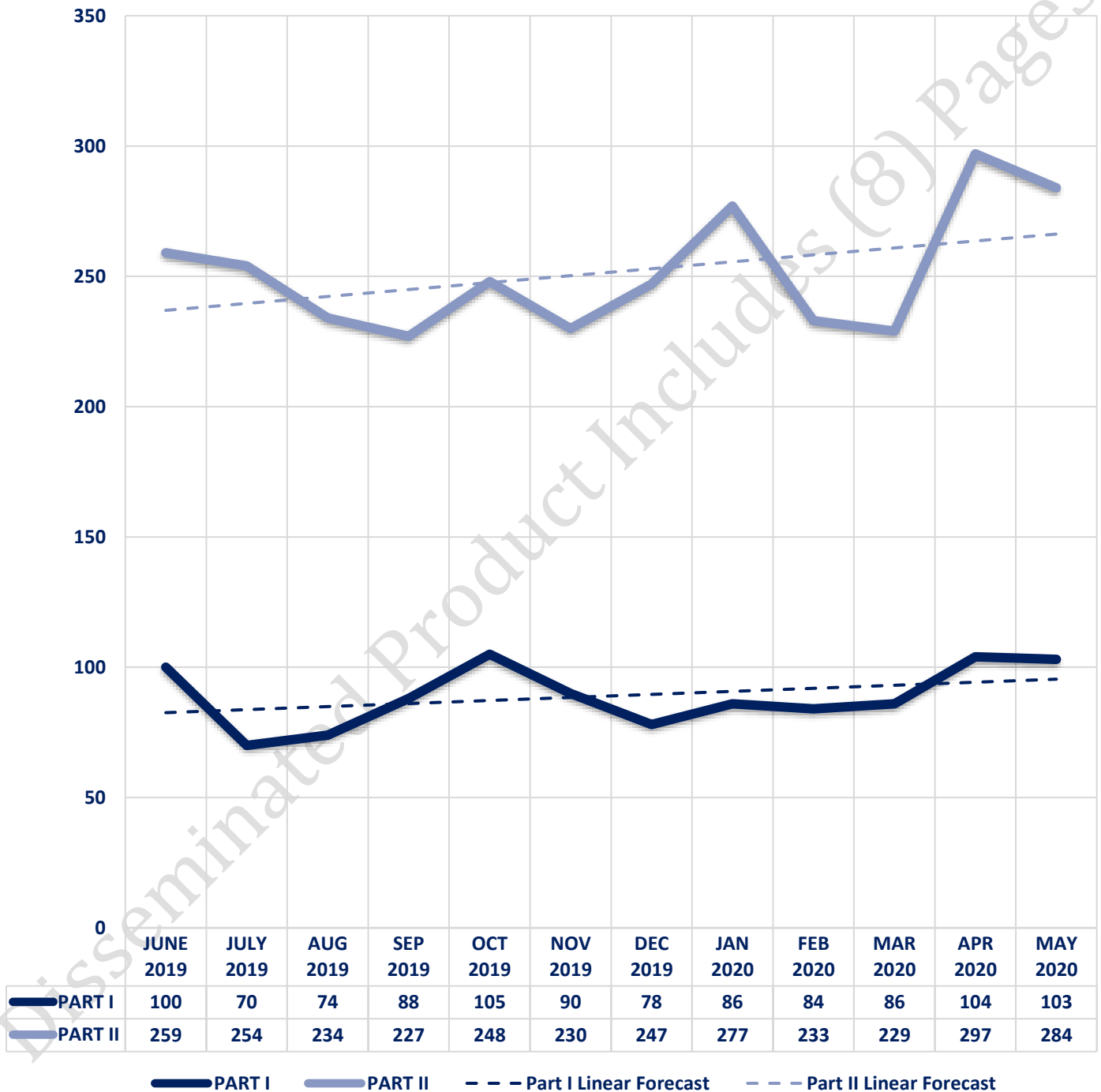


### Seized Drugs

TYPE	DOSES	STREET VALUE
Cocaine	93.0	\$ 930.00
Heroin	251.0	\$ 2,510.00
Marijuana	7599.6	\$ 45,597.89
Hallucinogens	17.5	\$ 34.92
Amphetamines	127.0	\$ 1,270.00
<b>TOTAL</b>	<b>8088.1</b>	<b>\$ 50,342.81</b>



### Part I & II Offenses - One Year







## CITY COUNCIL DISTRICT #1 MONTHLY OFFENSE SUMMARY

JUNE 2020

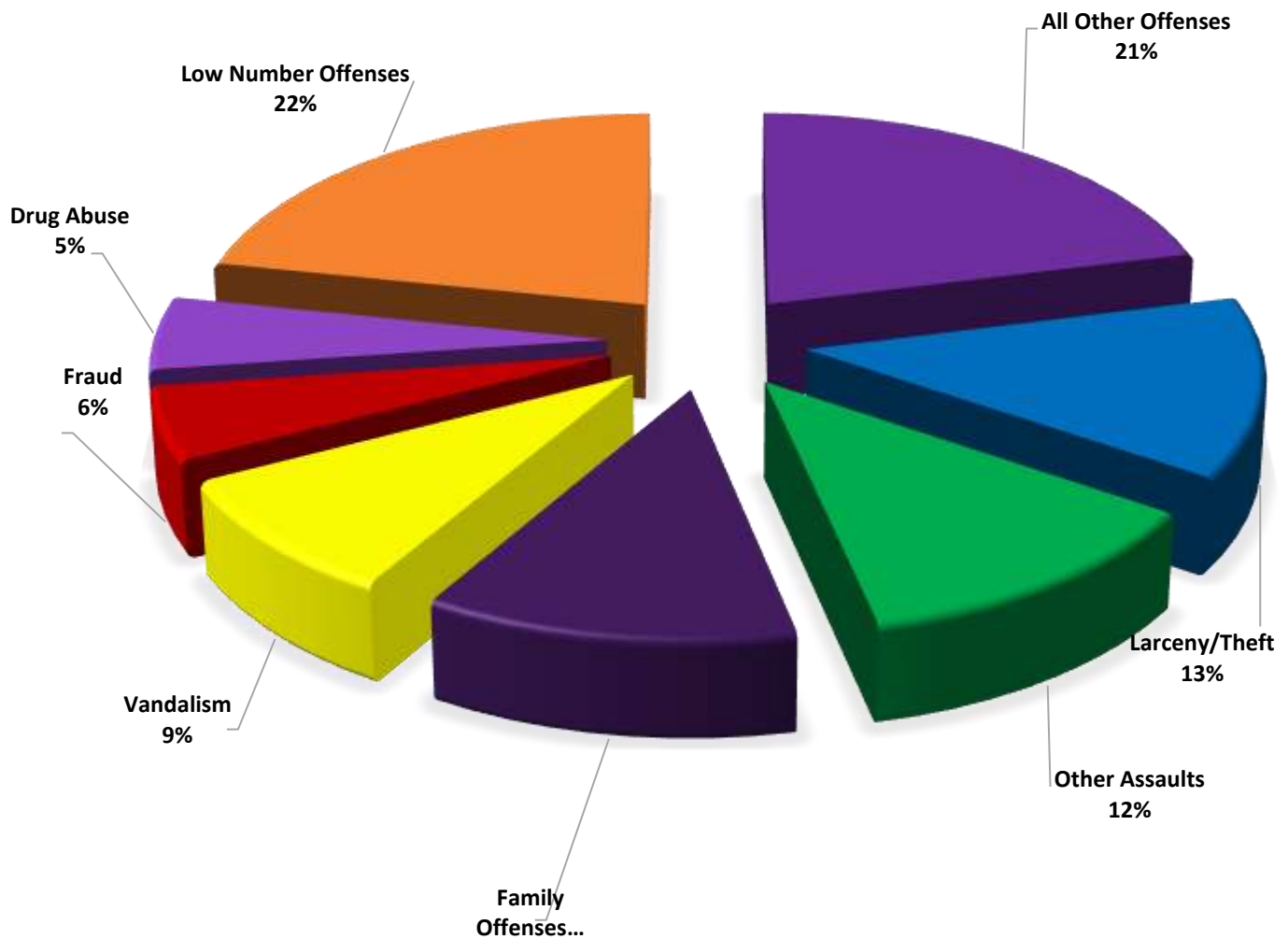
These figures represent preliminary counts of original Police Incident Reports and include all offenses within the above listed City Council District only. Full statistical analysis to determine the confidence level of this data has not been performed. The results contained herein are **approximate in relation to the listed area and may not fully coincide with data shown in other areas of SLCPD's Crime Statistics** page such as Calls for Service, Crimes Trending, and Crime Reports due to and reflective of departmental procedures that were in place at the time the event occurred and the date this data was compiled. Results displayed are not distinguished as attempted or completed crimes, do not include other calls for police service, and only represent police service where a report was made. Police Incident Reports are classified by primary offense categories as defined by the Uniform Crime Reporting (UCR) system, however for this report all offenses are included, and each incident may have more than one offense listed on it. In cases where there is more than one offense listed, all offenses are counted individually. Although every reasonable verification effort is made, the accuracy of any data is subject to the constraints of the report generation process as well as the manner, format, and point in time of any query.

PART I OFFENSES:	Chosen by the FBI as Part I Offenses because they are serious crimes that occur with regularity in all areas of the country and are likely to be reported to Police.
PART II OFFENSES:	All other crimes other than the eight Part I Offenses. The Uniform Crime Reporting Program gathers only arrest data for Part II Offenses, however, SLCPD results displayed in this document display all Part II Offenses, regardless of the presence of arrest data.
ALL OTHER OFFENSES:	<b>Under the Part II Offense section, 'All Other Offenses' include Peeping Tom, Trespass, Kidnap/Abduction, Pornography, Extortion/Blackmail, Bribery, Warrants, Sexual Offenses, Obstruction, Public Peace, and Hit &amp; Run.</b>
NON-UCR OFFENSES:	Non-UCR Offenses include reports for all other offenses not classified as a Part I or Part II Offense. Results displayed separate some of these offenses such as Ambulance Calls, Deaths, Missing Persons, Suicides, Suspicious Activity, and Traffic Accidents.
ALL OTHER NON-UCR:	<b>Under the Non-UCR category, 'All Other' include the remainder of offenses not</b> classified as Part I or Part II and not separated from the Non-UCR Offenses. These include things such as Loud Parties, Barking Dogs, Mentally Ill Subjects, Citizen Assistance, etc.
LOW NUMBER OFFENSES:	On page two, in the interest of space <b>and allowing for easier viewing, the category titled 'Low Number Offenses' include Part I and Part II Offenses from page one that have totals</b> under the amount of 18.

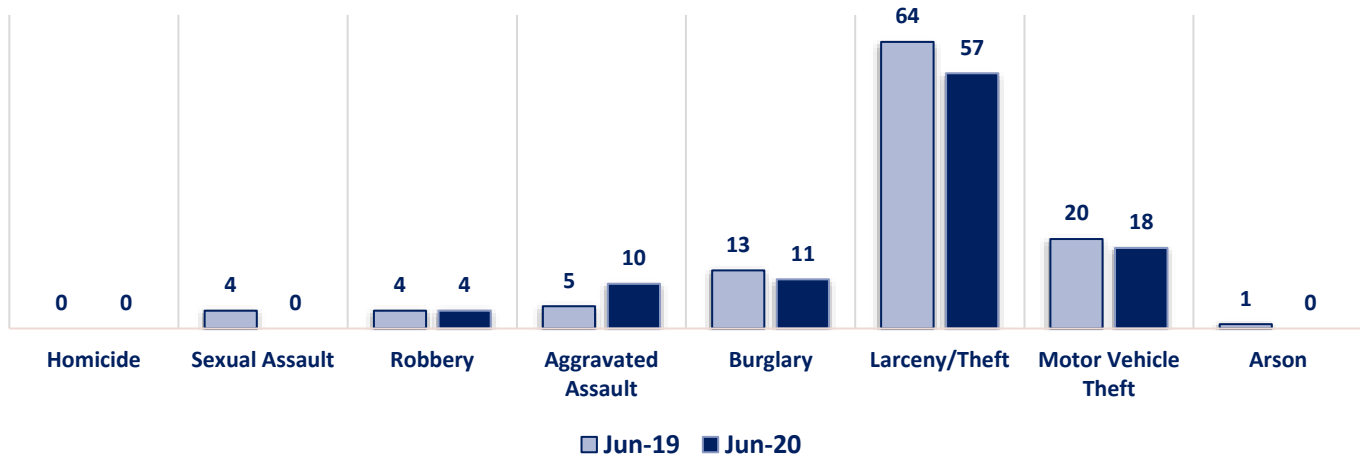
## Offenses

PART I OFFENSES	OFFENSE	JUN 19	JUN 20	OFFENSE	JUN 19	JUN 20	PART II OFFENSES
	Homicide	0	0	Other Assaults	35	52	
	Sexual Assault	4	0	Forgery/Counterfeit	3	1	
	Robbery	4	4	Fraud	13	23	
	Aggravated Assault	5	10	Embezzlement	0	0	
	Burglary	13	11	Stolen Property	4	2	
	Larceny/Theft	64	57	Vandalism	25	38	
	Motor Vehicle Theft	20	18	Weapons	5	10	
	Arson	1	0	Prostitution	2	0	
PART I TOTALS		111	100	Sex Offenses	3	3	PART II OFFENSES
NON-UCR OFFENSES	Ambulance Calls	10	13	Drug Abuse	34	23	
	Deaths	5	4	Gambling	0	0	
	Missing Persons	5	5	Family Offenses	39	51	
	Suicides	0	0	DUI	8	14	
	Suspicious Activity	13	16	Liquor Laws	1	1	
	Traffic Accidents	50	29	Drunkenness	4	4	
	All Other	128	118	Disorderly Conduct	2	7	
NON-UCR TOTALS		211	185	All Other Offenses	81	90	
TOTALS	PART I OFFENSES	111	100	Curfew/Loitering	0	0	
	PART II OFFENSES	267	327	Runaway	8	8	
	NON-UCR OFFENSES	211	185	PART II TOTALS	267	327	
	TOTAL	589	612				

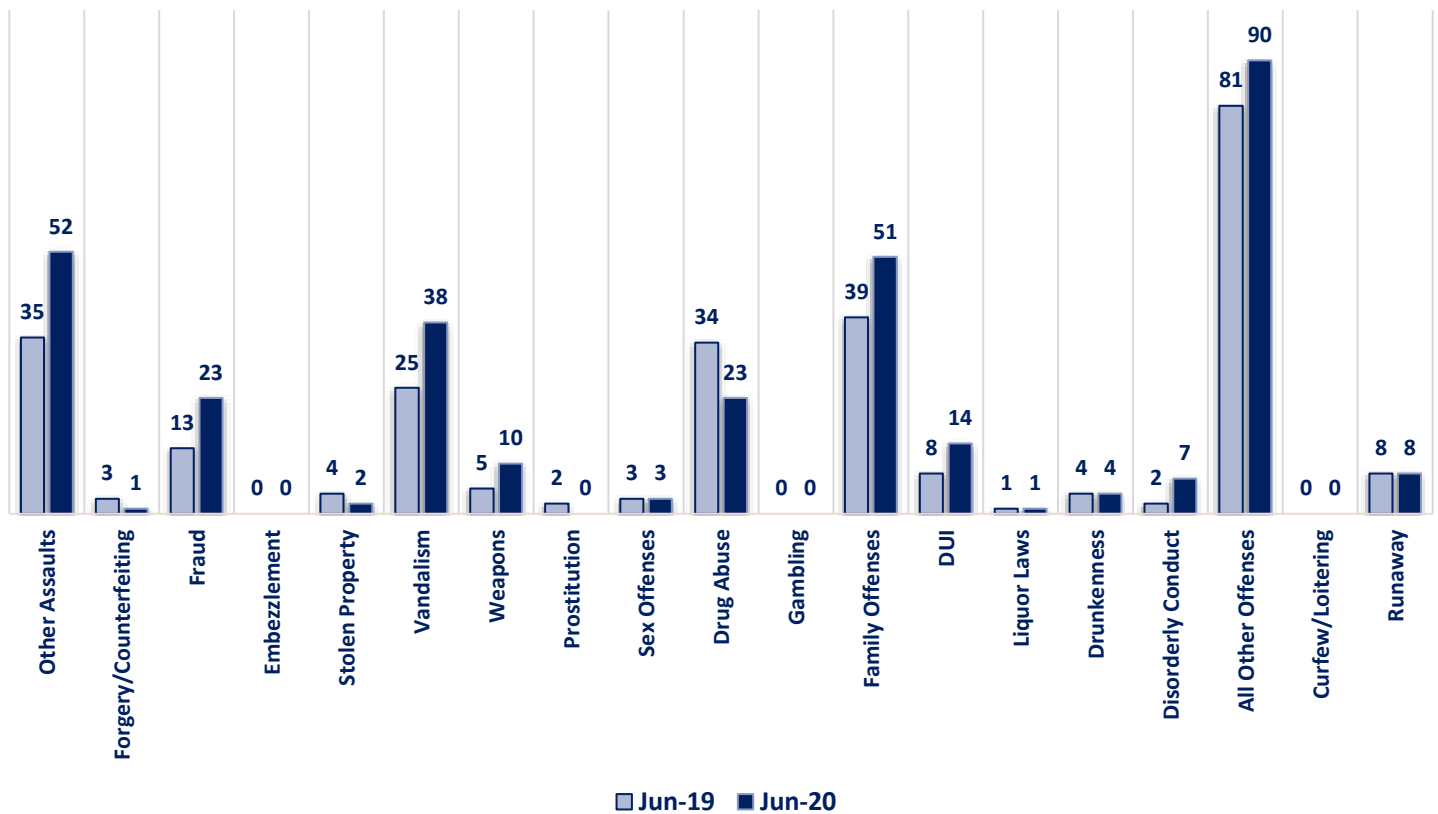
### JUNE 2020 - PART I & II OFFENSE PERCENTAGES



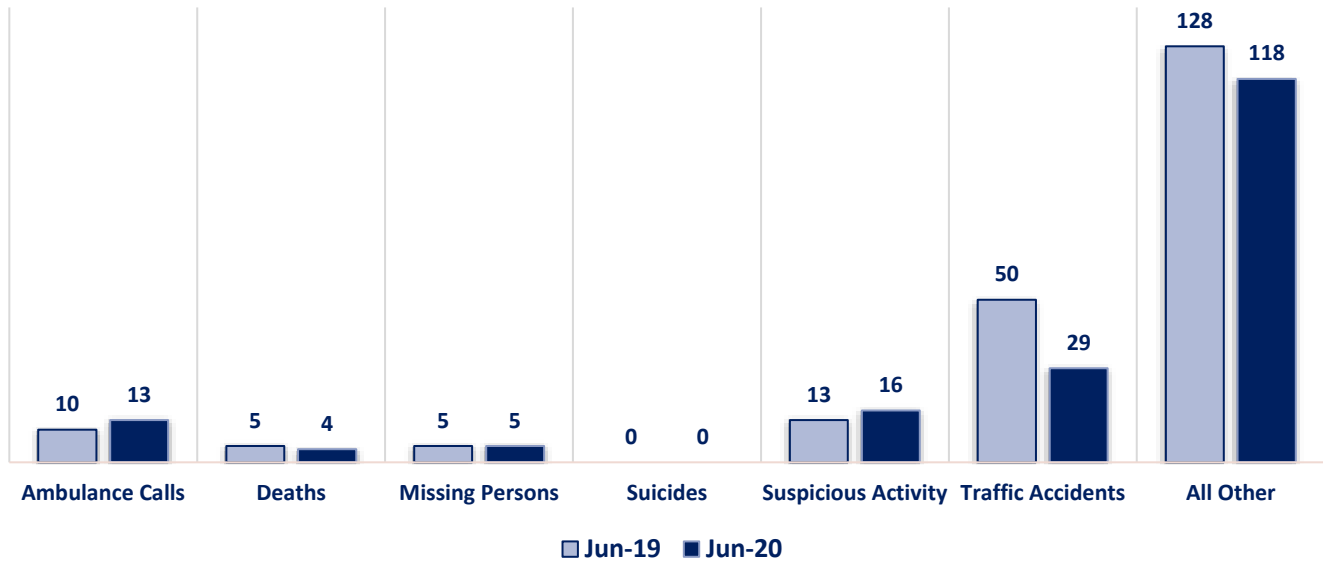
### Part I Offenses



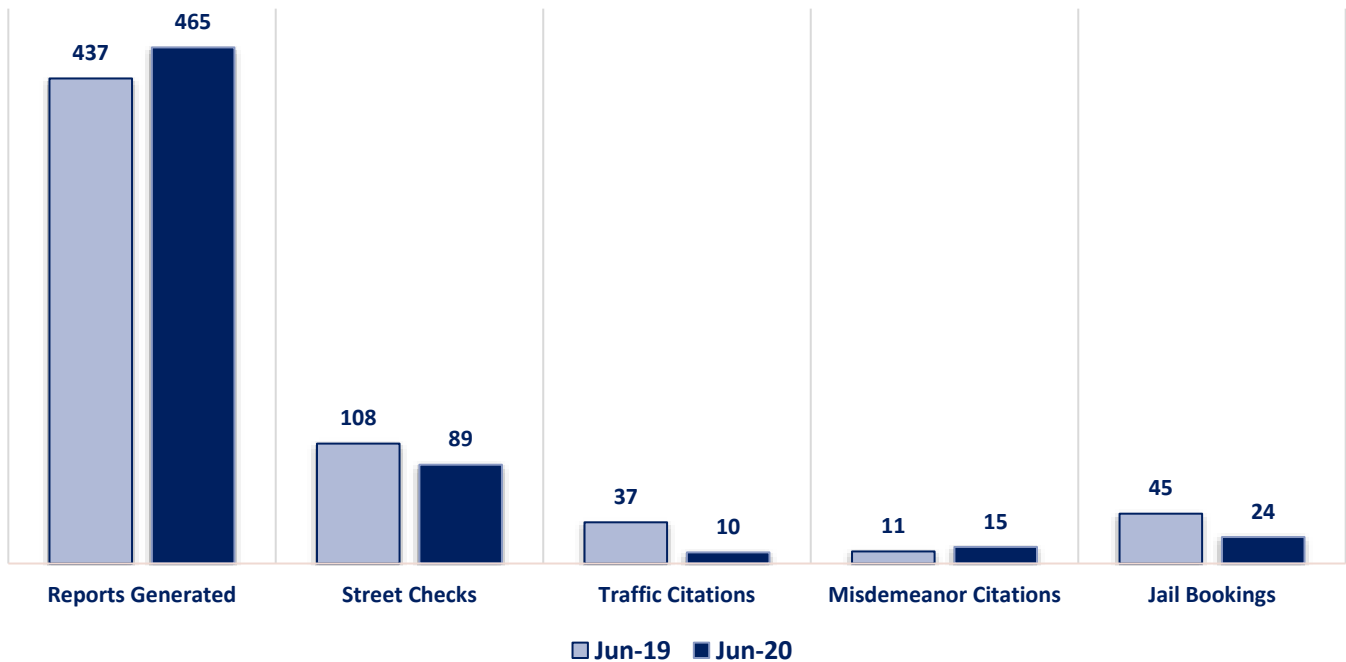
### Part II Offenses



### Non-UCR Offenses

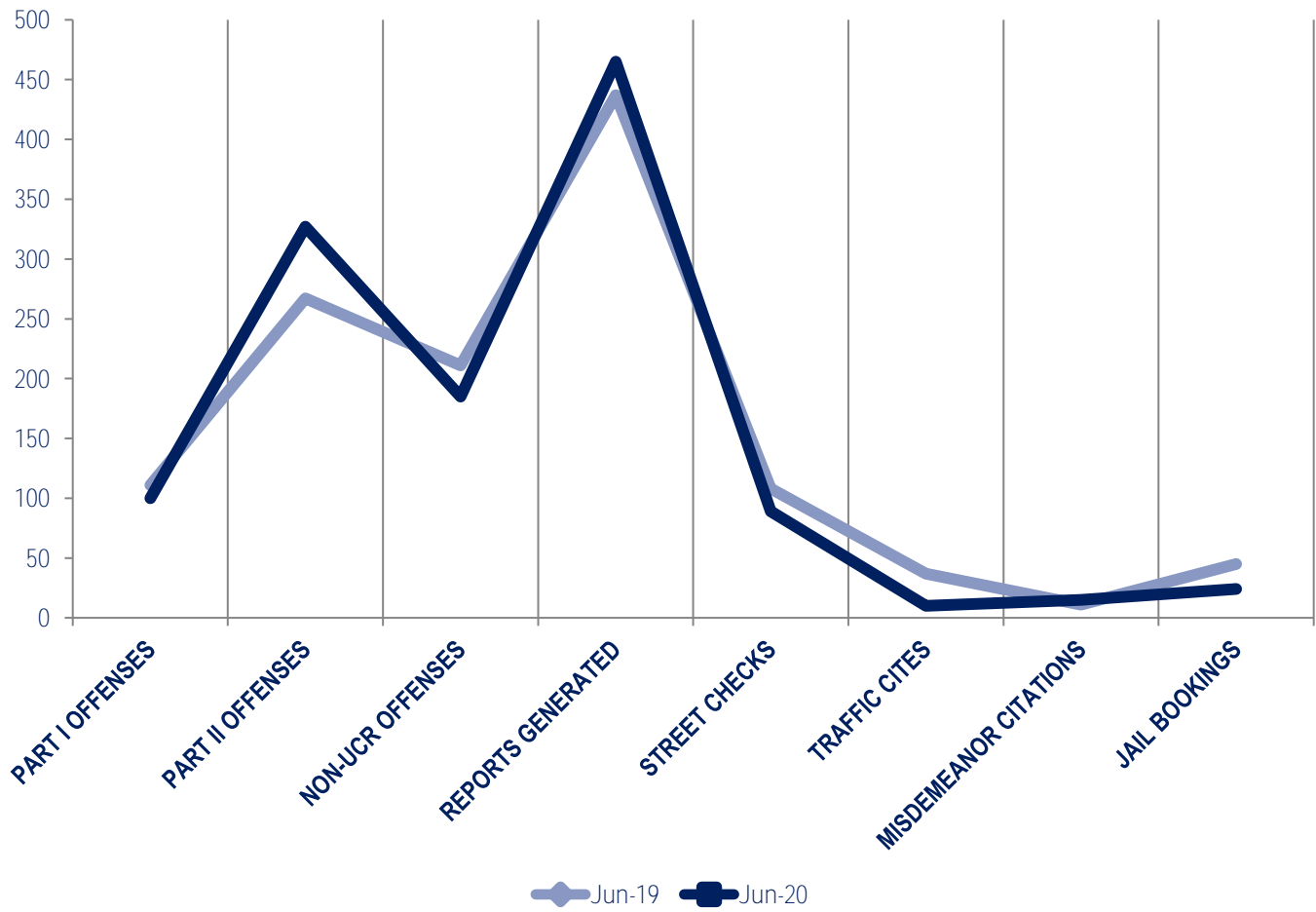


### Other Event Totals



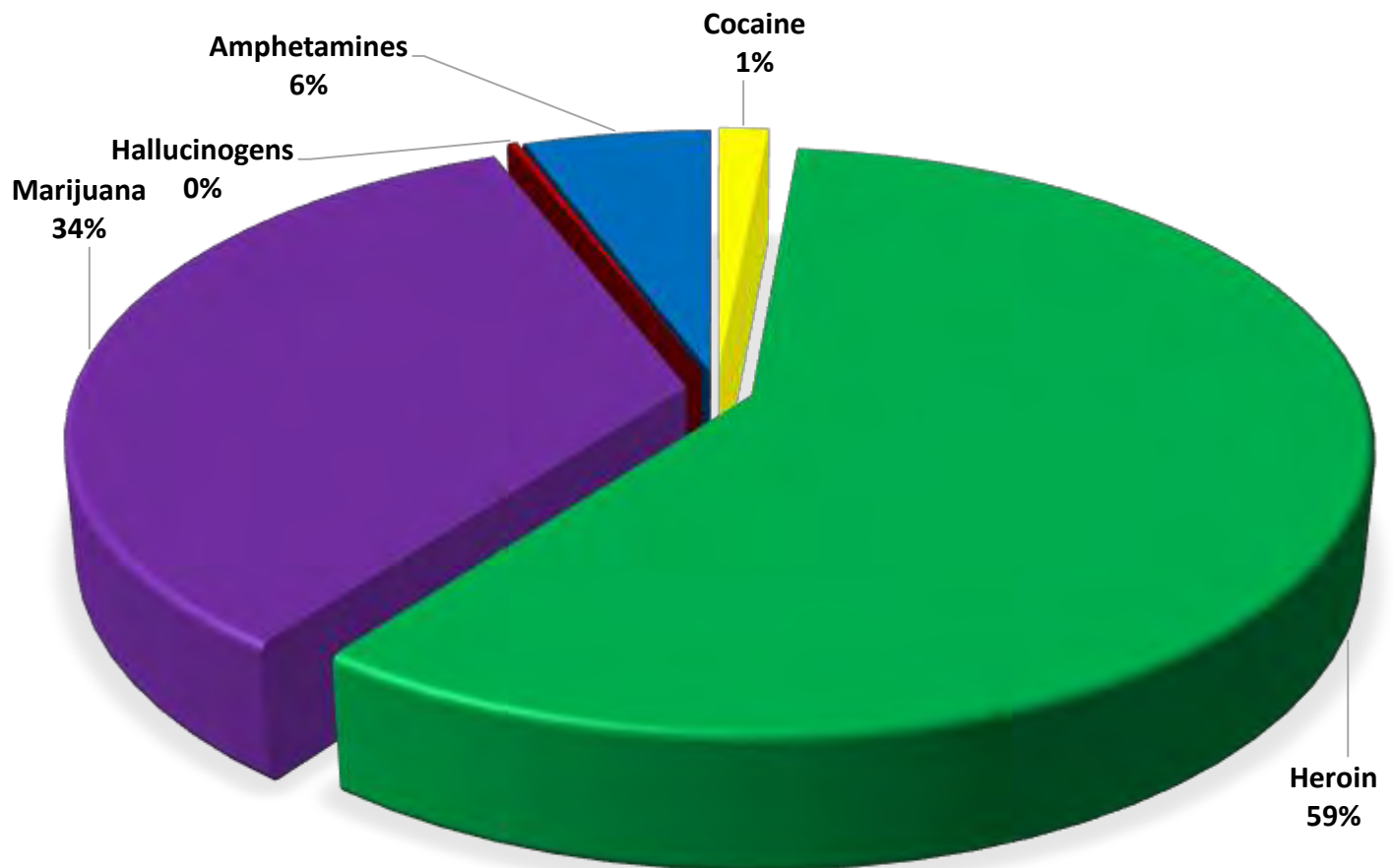
## Combined Offense/Event Trends

	JUN 2019	JUN 2020
<b>Part I Offenses</b>	111	100
<b>Part II Offenses</b>	267	327
<b>NonUCR Offenses</b>	211	185
<b>Reports Generated</b>	437	465
<b>Street Checks</b>	108	89
<b>Traffic Citations</b>	37	10
<b>Misdemeanor Citations</b>	11	15
<b>Jail Bookings</b>	45	24

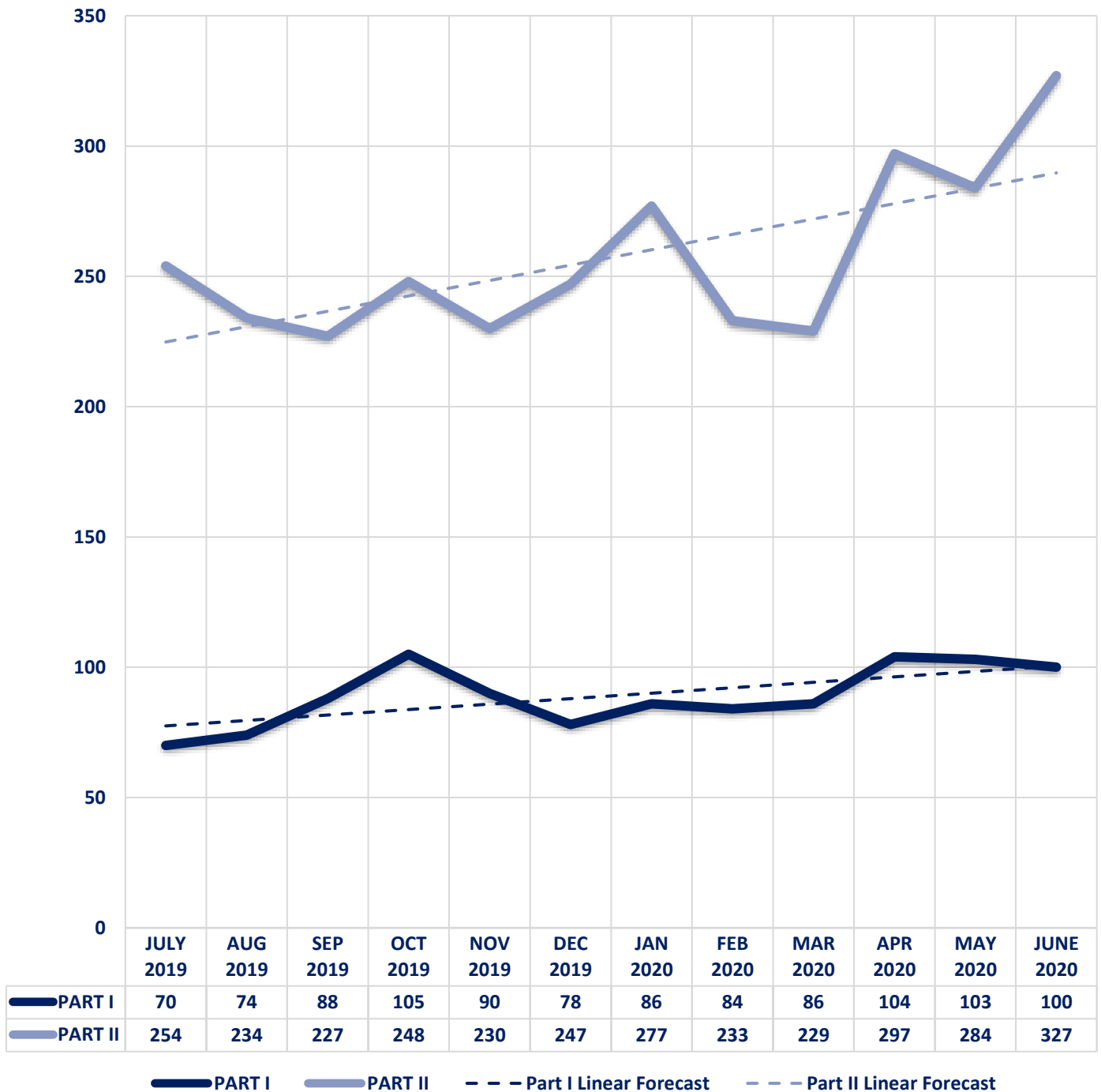


## Seized Drugs

TYPE	DOSES	STREET VALUE
Cocaine	23.0	\$ 230.00
Heroin	894.0	\$ 8,940.00
Marijuana	512.6	\$ 3,075.56
Hallucinogens	3.7	\$ 7.41
Amphetamines	87.0	\$ 870.00
<b>TOTAL</b>	<b>1520.3</b>	<b>\$ 13,122.96</b>



### Part I & II Offenses - One Year







## CITY COUNCIL DISTRICT #1 MONTHLY OFFENSE SUMMARY

July 2020

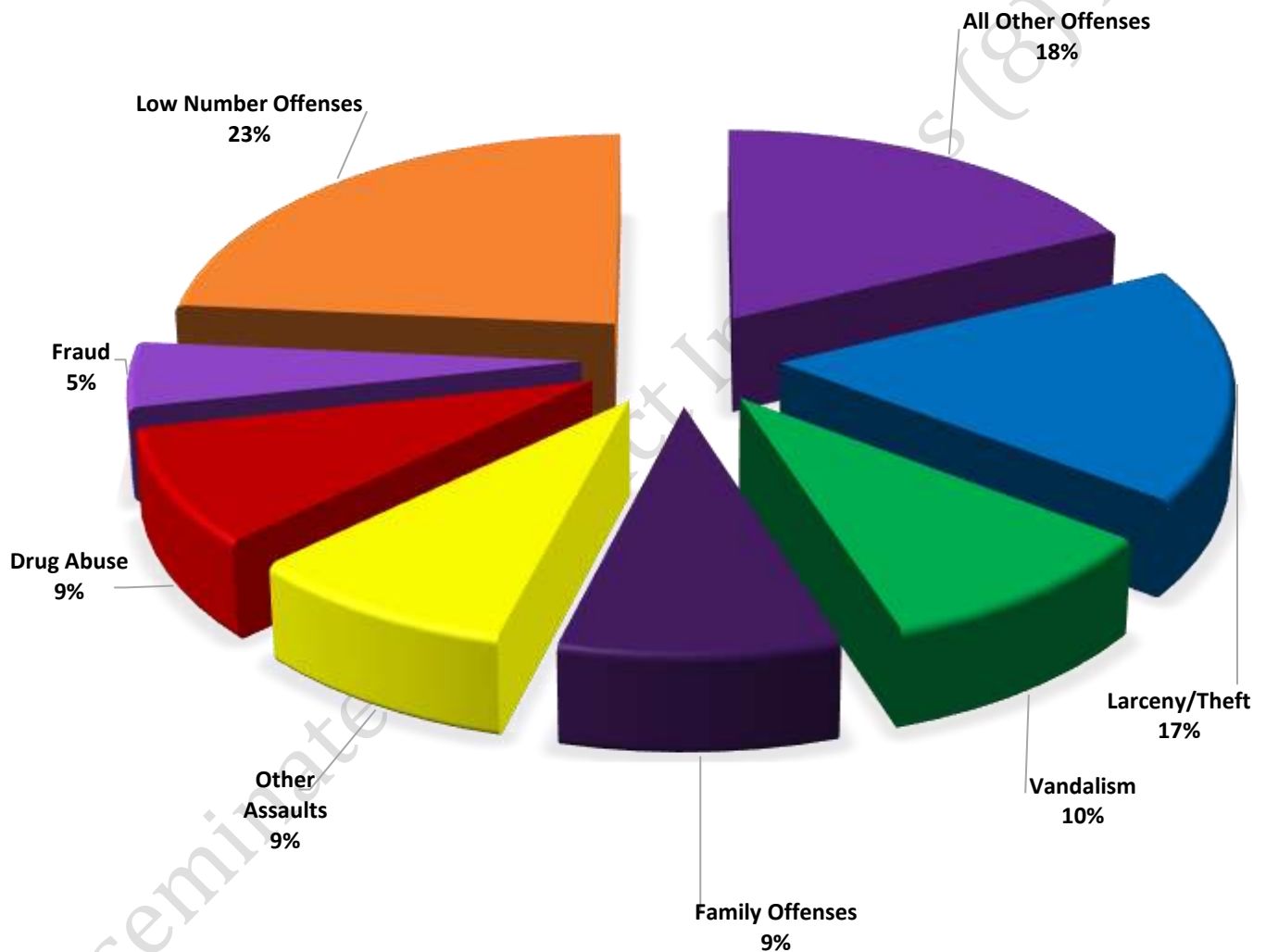
These figures represent preliminary counts of original Police Incident Reports and include all offenses within the above listed City Council District only. Full statistical analysis to determine the confidence level of this data has not been performed. The results contained herein are **approximate in relation to the listed area and may not fully coincide with data shown in other areas of SLCPD's Crime Statistics** page such as Calls for Service, Crimes Trending, and Crime Reports due to and reflective of departmental procedures that were in place at the time the event occurred and the date this data was compiled. Results displayed are not distinguished as attempted or completed crimes, do not include other calls for police service, and only represent police service where a report was made. Police Incident Reports are classified by primary offense categories as defined by the Uniform Crime Reporting (UCR) system, however for this report all offenses are included, and each incident may have more than one offense listed on it. In cases where there is more than one offense listed, all offenses are counted individually. Although every reasonable verification effort is made, the accuracy of any data is subject to the constraints of the report generation process as well as the manner, format, and point in time of any query.

PART I OFFENSES:	Chosen by the FBI as Part I Offenses because they are serious crimes that occur with regularity in all areas of the country and are likely to be reported to Police.
PART II OFFENSES:	All other crimes other than the eight Part I Offenses. The Uniform Crime Reporting Program gathers only arrest data for Part II Offenses, however, SLCPD results displayed in this document display all Part II Offenses, regardless of the presence of arrest data.
ALL OTHER OFFENSES:	<b>Under the Part II Offense section, 'All Other Offenses' include Peeping Tom, Trespass, Kidnap/Abduction, Pornography, Extortion/Blackmail, Bribery, Warrants, Sexual Offenses, Obstruction, Public Peace, and Hit &amp; Run.</b>
NON-UCR OFFENSES:	Non-UCR Offenses include reports for all other offenses not classified as a Part I or Part II Offense. Results displayed separate some of these offenses such as Ambulance Calls, Deaths, Missing Persons, Suicides, Suspicious Activity, and Traffic Accidents.
ALL OTHER NON-UCR:	<b>Under the Non-UCR category, 'All Other' include the remainder of offenses not classified as Part I or Part II and not separated from the Non-UCR Offenses. These include things such as Loud Parties, Barking Dogs, Mentally Ill Subjects, Citizen Assistance, etc.</b>
LOW NUMBER OFFENSES:	<b>On page two, in the interest of space and allowing for easier viewing, the category titled 'Low Number Offenses' include Part I and Part II Offenses from page one that have totals under the amount of 24.</b>

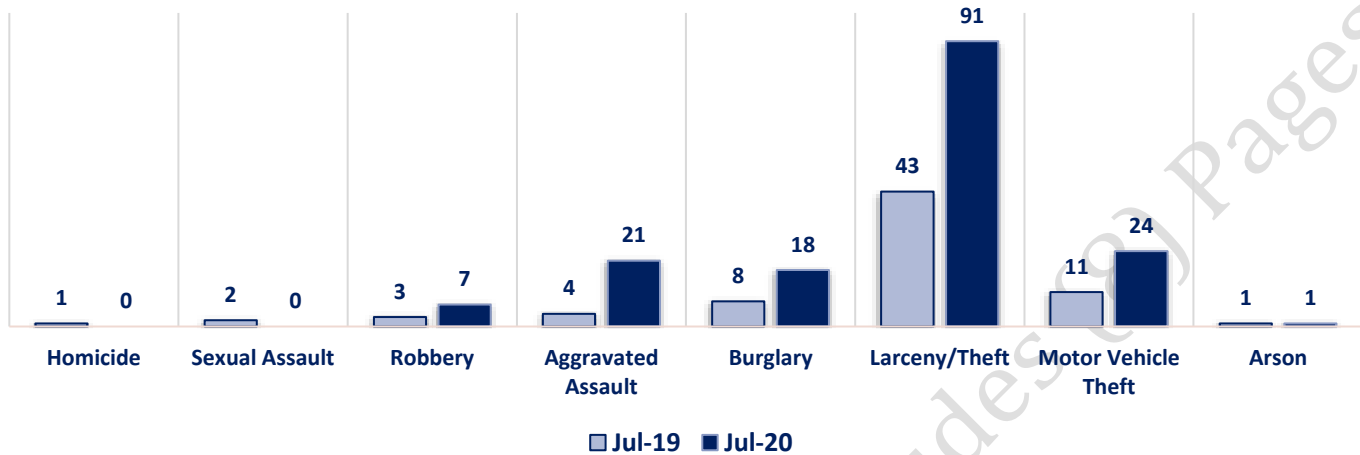
## Offenses

PART I OFFENSES VIOLENT PROPERTY		OFFENSE		JUL 19	JUL 20	PART II OFFENSES	
		Homicide		1	0		
		Sexual Assault		2	0		
		Robbery		3	7		
		Aggravated Assault		4	21		
		Burglary		8	18		
		Larceny/Theft		43	91		
		Motor Vehicle Theft		11	24		
		Arson		1	1		
		PART I TOTALS		73	162		
NON-UCR OFFENSES		Ambulance Calls		12	6	PART II OFFENSES	
		Deaths		4	4		
		Missing Persons		4	8		
		Suicides		1	0		
		Suspicious Activity		6	12		
		Traffic Accidents		37	29		
		All Other		141	135		
		NON-UCR TOTALS		205	194		
TOTALS		PART I OFFENSES		73	162	PART II OFFENSES	
		PART II OFFENSES		267	356		
		NON-UCR OFFENSES		205	194		
		TOTAL		545	712		
OFFENSE		JUL 19	JUL 20	OFFENSE		JUL 19	JUL 20
Other Assaults		49	46	Forgery/Counterfeit		4	5
Fraud		15	25	Embezzlement		0	0
Stolen Property		2	3	Vandalism		15	50
Weapons		9	9	Prostitution		0	0
Sex Offenses		0	4	Drug Abuse		27	45
Gambling		1	0	Family Offenses		44	47
DUI		5	7	Liquor Laws		1	0
Drunkenness		2	10	Disorderly Conduct		2	4
All Other Offenses		85	92	Curfew/Loitering		0	0
Runaway		6	9	PART II TOTALS		267	356

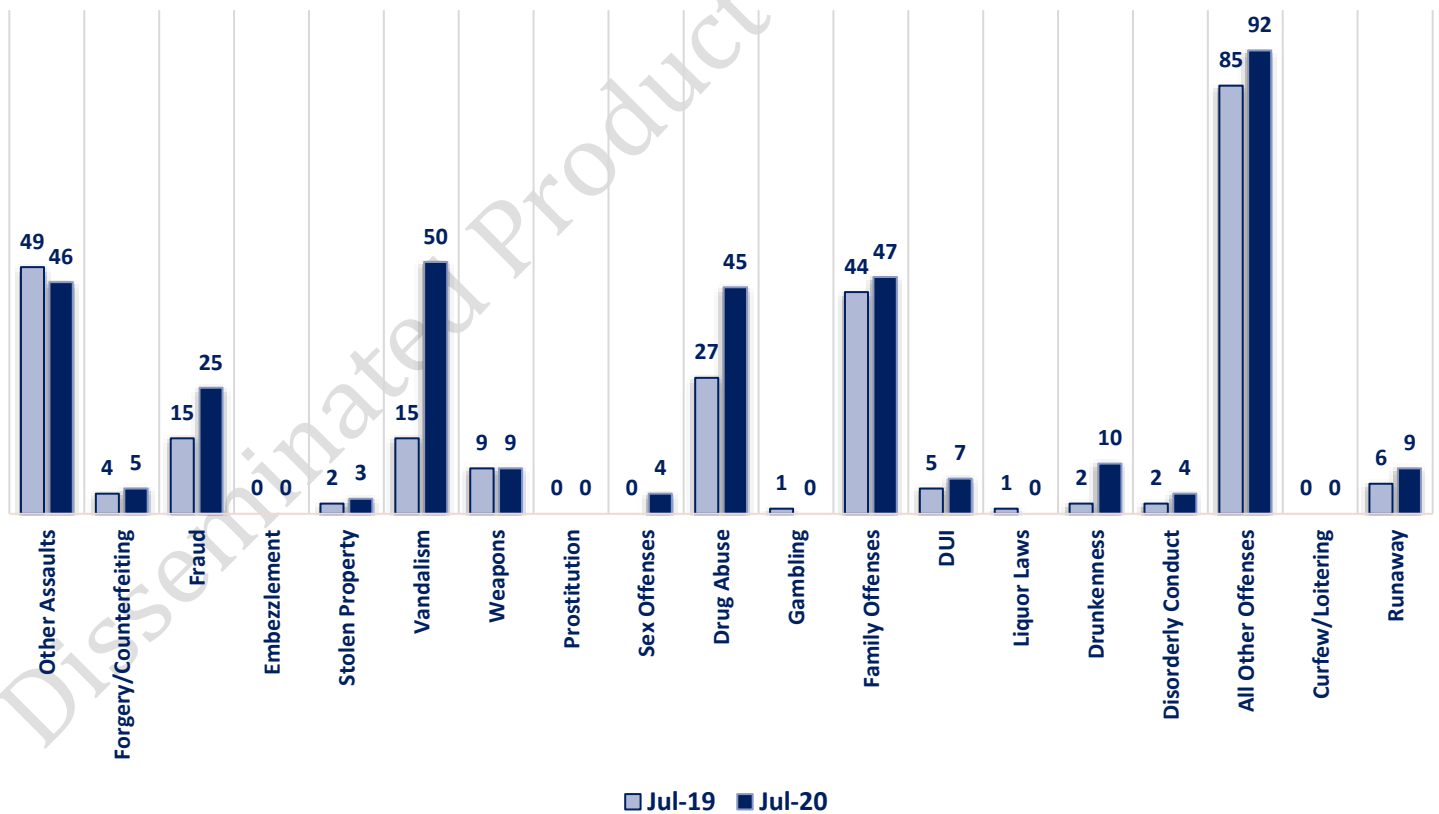
**JULY 2020- PART I & II OFFENSE PERCENTAGES**



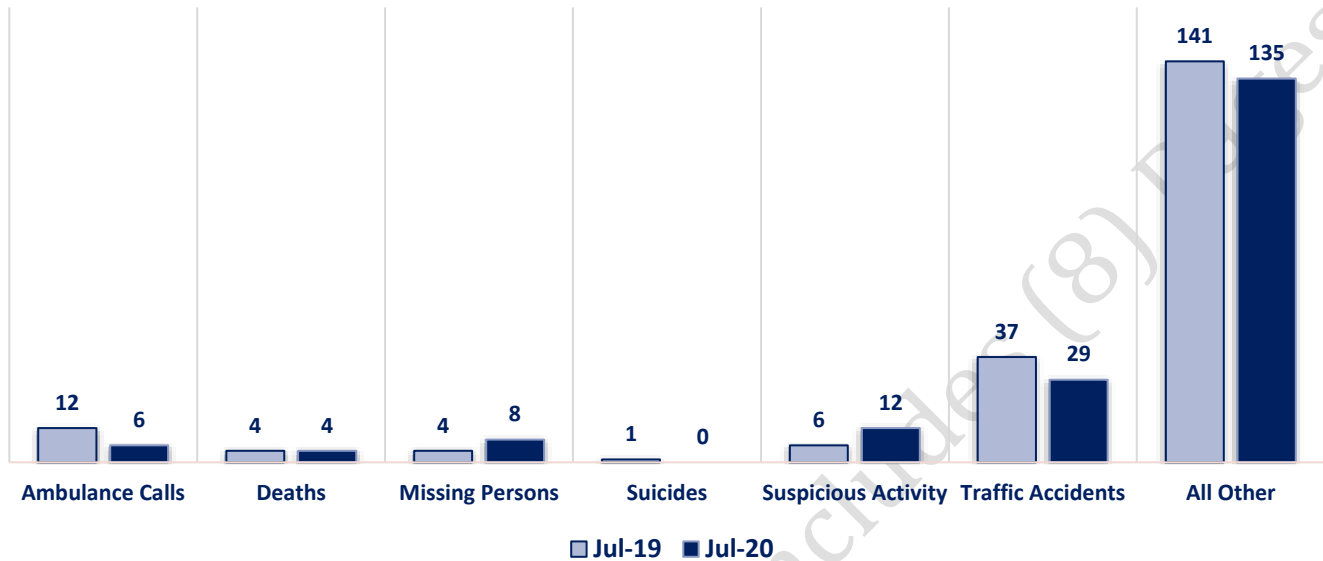
### Part I Offenses



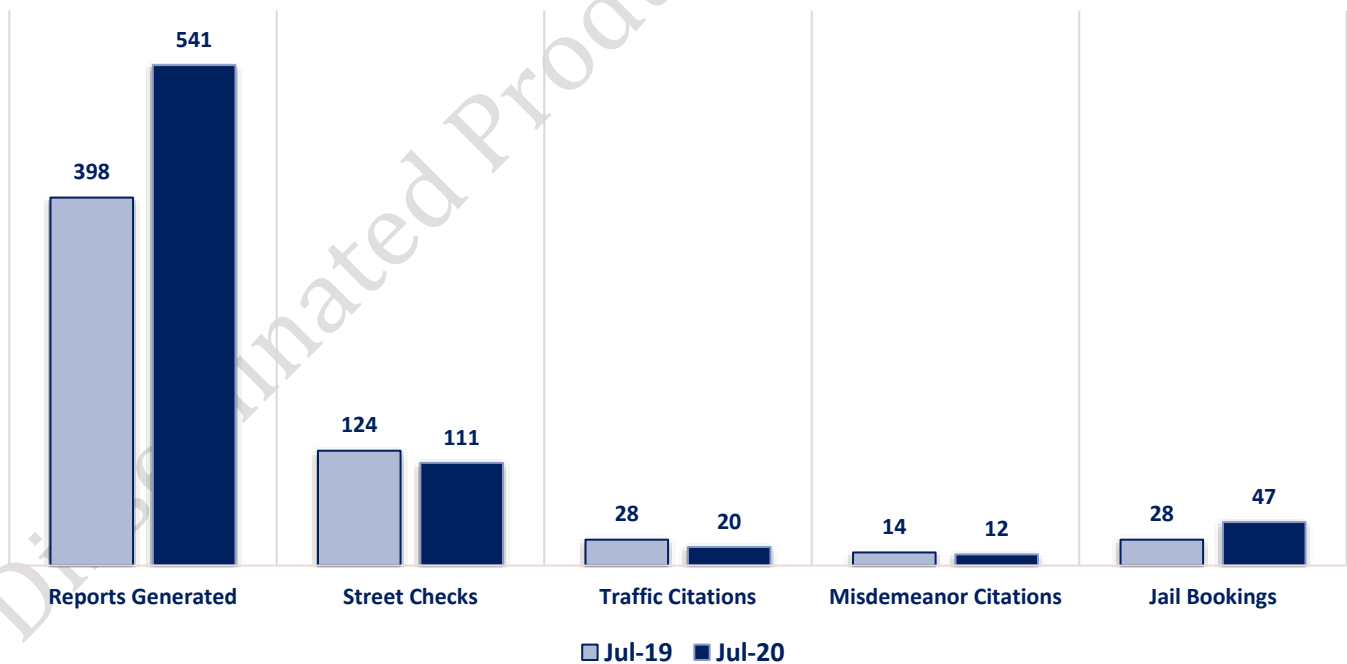
### Part II Offenses



### Non-UCR Offenses

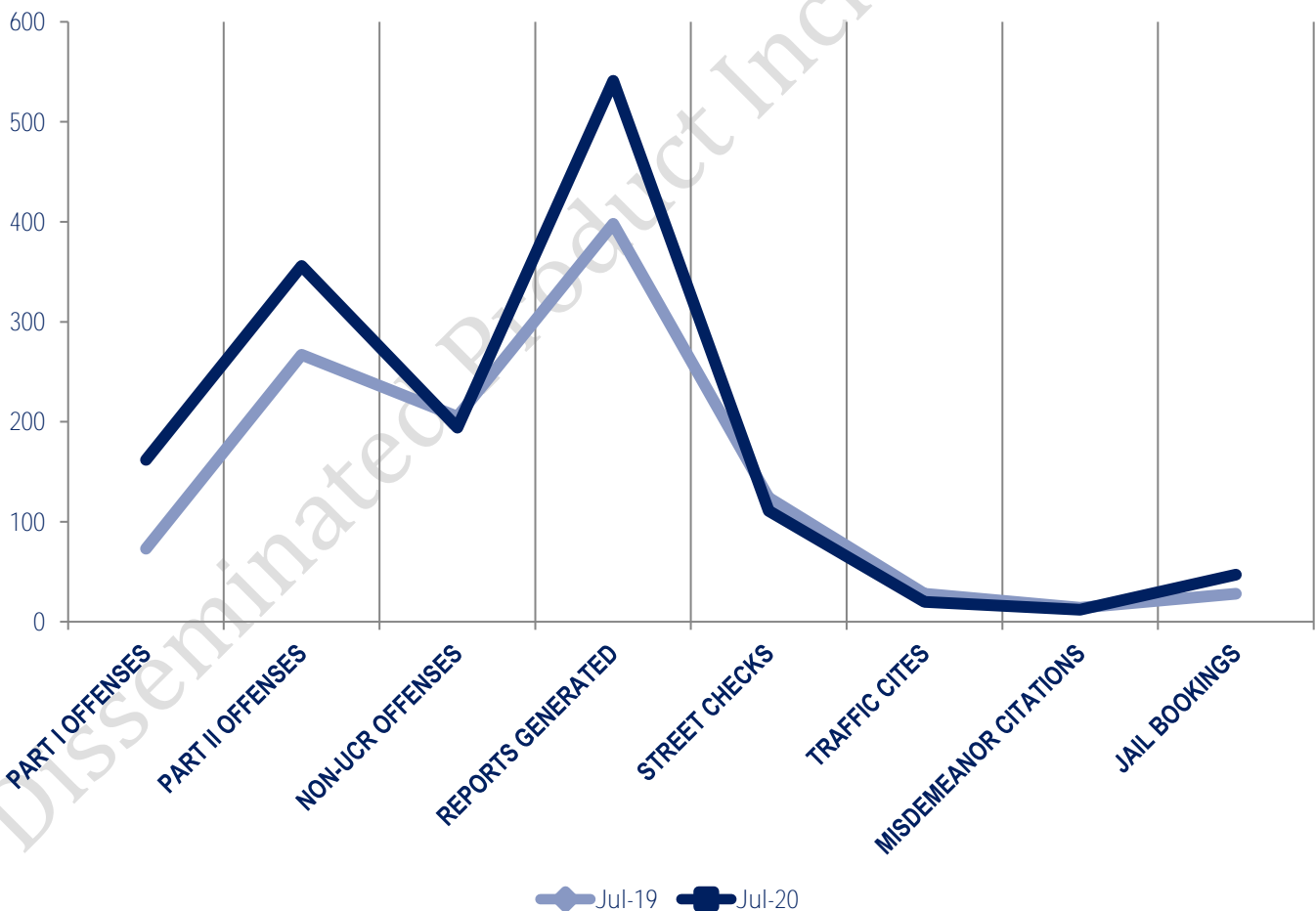


### Other Event Totals



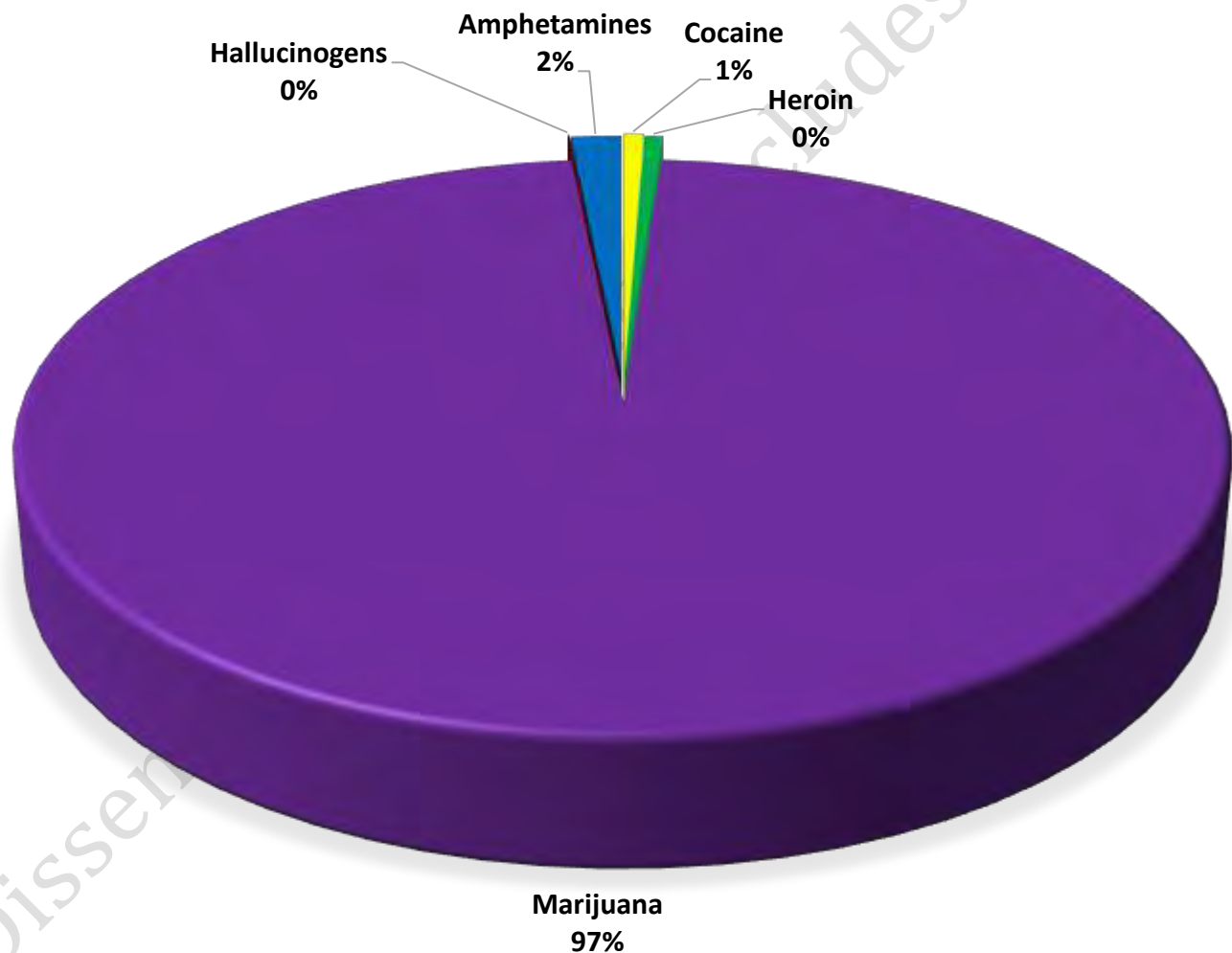
### Combined Offense/Event Trends

	JULY 2019	JULY 2020
<b>Part I Offenses</b>	73	162
<b>Part II Offenses</b>	267	356
<b>NonUCR Offenses</b>	205	194
<b>Reports Generated</b>	398	541
<b>Street Checks</b>	124	111
<b>Traffic Citations</b>	28	20
<b>Misdemeanor Citations</b>	14	12
<b>Jail Bookings</b>	28	47



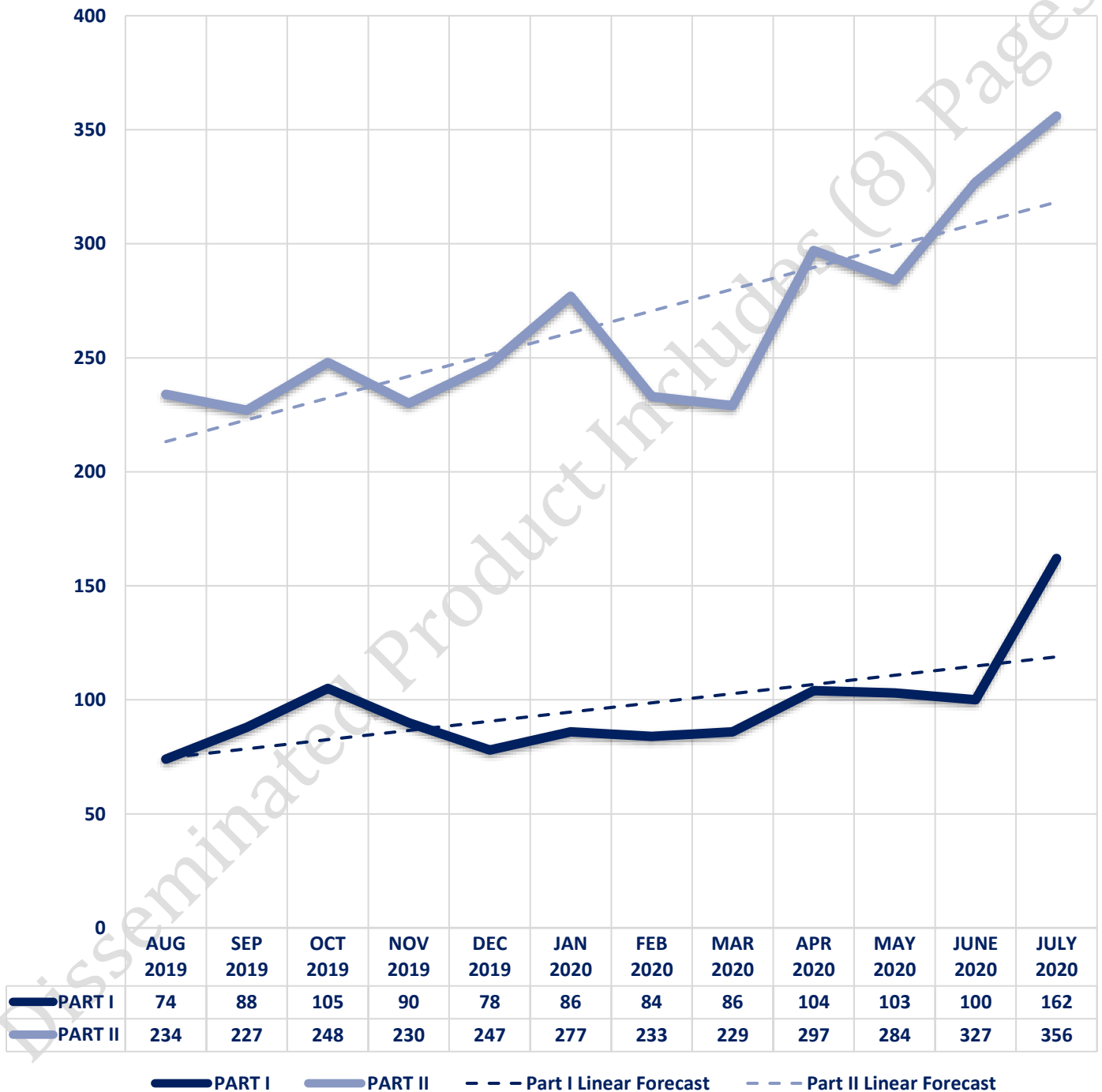
## Seized Drugs

TYPE	DOSES	STREET VALUE
Cocaine	184.0	\$ 1,840.00
Heroin	167.0	\$ 1,670.00
Marijuana	28796.6	\$ 172,779.67
Hallucinogens	7.2	\$ 14.46
Amphetamines	465.9	\$ 4,659.00
<b>TOTAL</b>	<b>29620.7</b>	<b>\$ 180,963.13</b>





### Part I & II Offenses - One Year





## CITY COUNCIL DISTRICT #1

### MONTHLY OFFENSE SUMMARY

**August 2020**

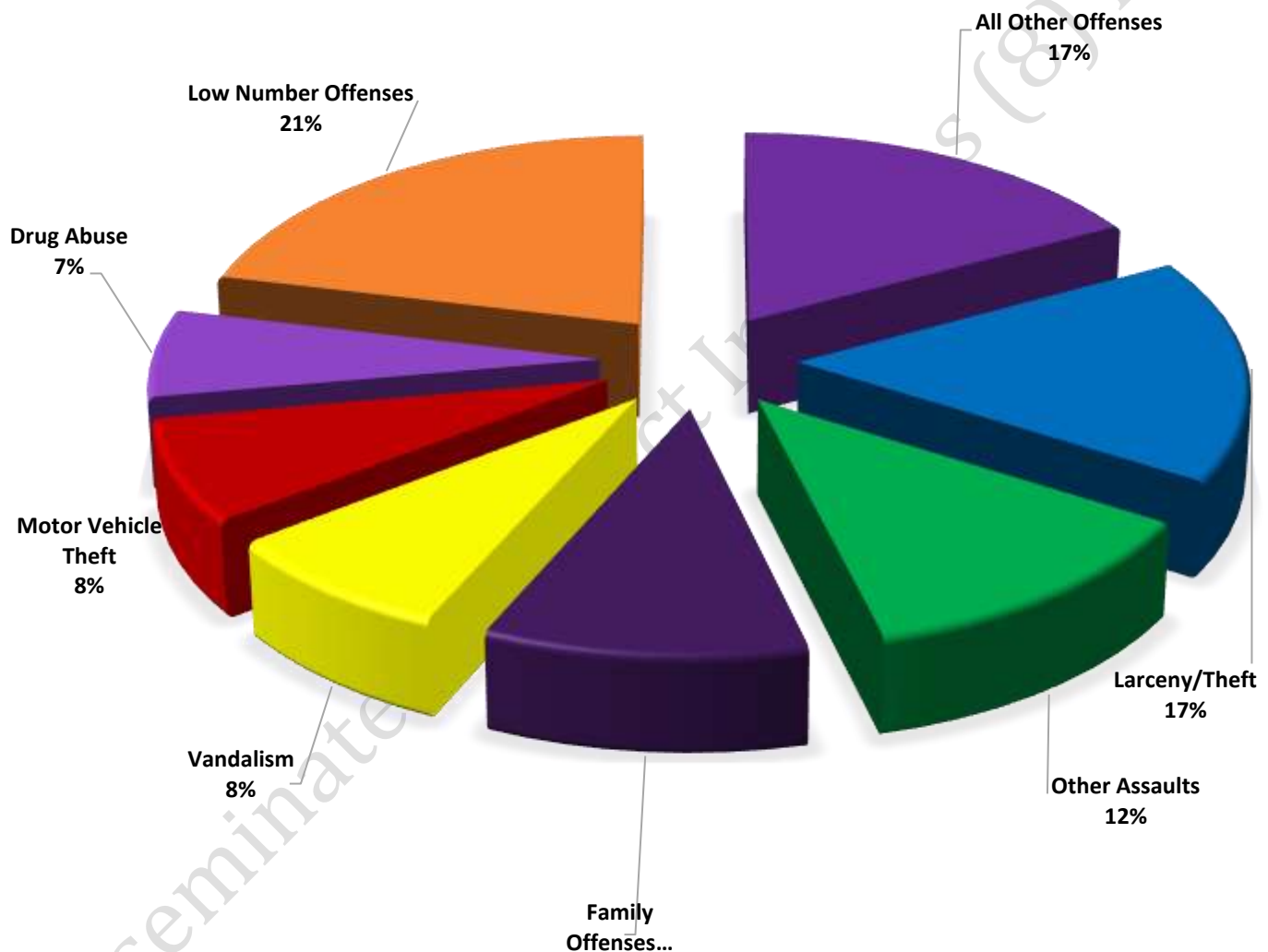
These figures represent preliminary counts of original Police Incident Reports and include all offenses within the above listed City Council District only. Full statistical analysis to determine the confidence level of this data has not been performed. The results contained herein are **approximate in relation to the listed area and may not fully coincide with data shown in other areas of SLCPD's Crime Statistics** page such as Calls for Service, Crimes Trending, and Crime Reports due to and reflective of departmental procedures that were in place at the time the event occurred and the date this data was compiled. Results displayed are not distinguished as attempted or completed crimes, do not include other calls for police service, and only represent police service where a report was made. Police Incident Reports are classified by primary offense categories as defined by the Uniform Crime Reporting (UCR) system, however for this report all offenses are included, and each incident may have more than one offense listed on it. In cases where there is more than one offense listed, all offenses are counted individually. Although every reasonable verification effort is made, the accuracy of any data is subject to the constraints of the report generation process as well as the manner, format, and point in time of any query.

PART I OFFENSES:	Chosen by the FBI as Part I Offenses because they are serious crimes that occur with regularity in all areas of the country and are likely to be reported to Police.
PART II OFFENSES:	All other crimes other than the eight Part I Offenses. The Uniform Crime Reporting Program gathers only arrest data for Part II Offenses, however, SLCPD results displayed in this document display all Part II Offenses, regardless of the presence of arrest data.
ALL OTHER OFFENSES:	<b>Under the Part II Offense section, 'All Other Offenses' include Peeping Tom, Trespass, Kidnap/Abduction, Pornography, Extortion/Blackmail, Bribery, Warrants, Sexual Offenses, Obstruction, Public Peace, and Hit &amp; Run.</b>
NON-UCR OFFENSES:	Non-UCR Offenses include reports for all other offenses not classified as a Part I or Part II Offense. Results displayed separate some of these offenses such as Ambulance Calls, Deaths, Missing Persons, Suicides, Suspicious Activity, and Traffic Accidents.
ALL OTHER NON-UCR:	<b>Under the Non-UCR category, 'All Other' include the remainder of offenses not classified as Part I or Part II and not separated from the Non-UCR Offenses. These include things such as Loud Parties, Barking Dogs, Mentally Ill Subjects, Citizen Assistance, etc.</b>
LOW NUMBER OFFENSES:	<b>On page two, in the interest of space and allowing for easier viewing, the category titled 'Low Number Offenses' include Part I and Part II Offenses from page one that have totals under the amount of 22.</b>

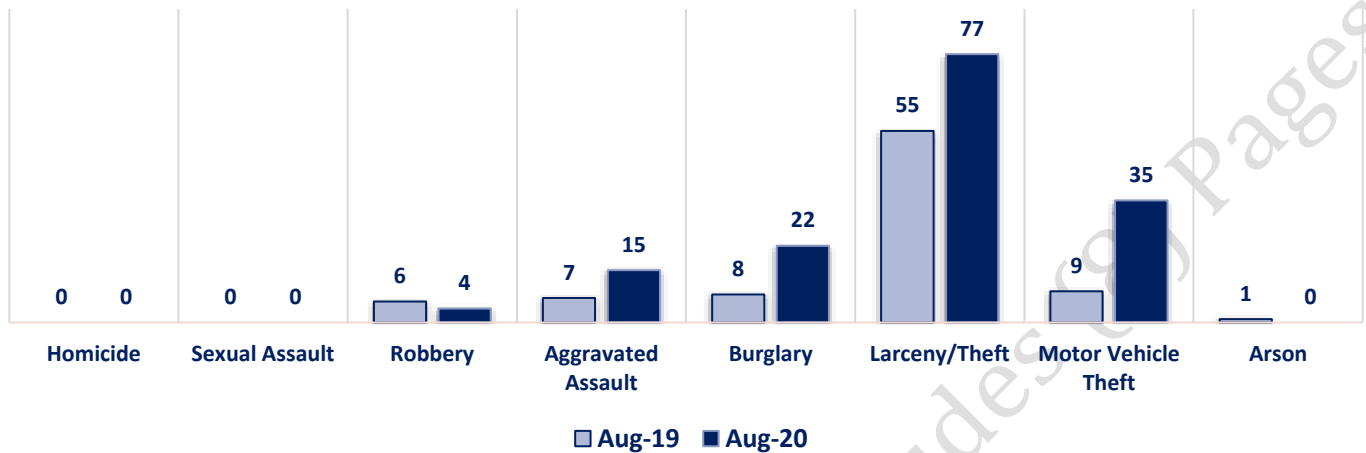
## Offenses

PART I OFFENSES VIOLENT PROPERTY		OFFENSE		AUG 19	AUG 20	PART II OFFENSES	
		Homicide		0	0		
		Sexual Assault		0	0		
		Robbery		6	4		
		Aggravated Assault		7	15		
		Burglary		8	22		
		Larceny/Theft		55	77		
		Motor Vehicle Theft		9	35		
		Arson		1	0		
		PART I TOTALS		86	153		
NON-UCR OFFENSES		Ambulance Calls		10	9	PART II OFFENSES	
		Deaths		0	3		
		Missing Persons		4	6		
		Suicides		0	0		
		Suspicious Activity		7	22		
		Traffic Accidents		30	31		
		All Other		111	122		
		NON-UCR TOTALS		162	193		
TOTALS		PART I OFFENSES		86	153	PART II OFFENSES	
		PART II OFFENSES		244	304		
		NON-UCR OFFENSES		162	193		
TOTAL		492	650	TOTAL		492	650

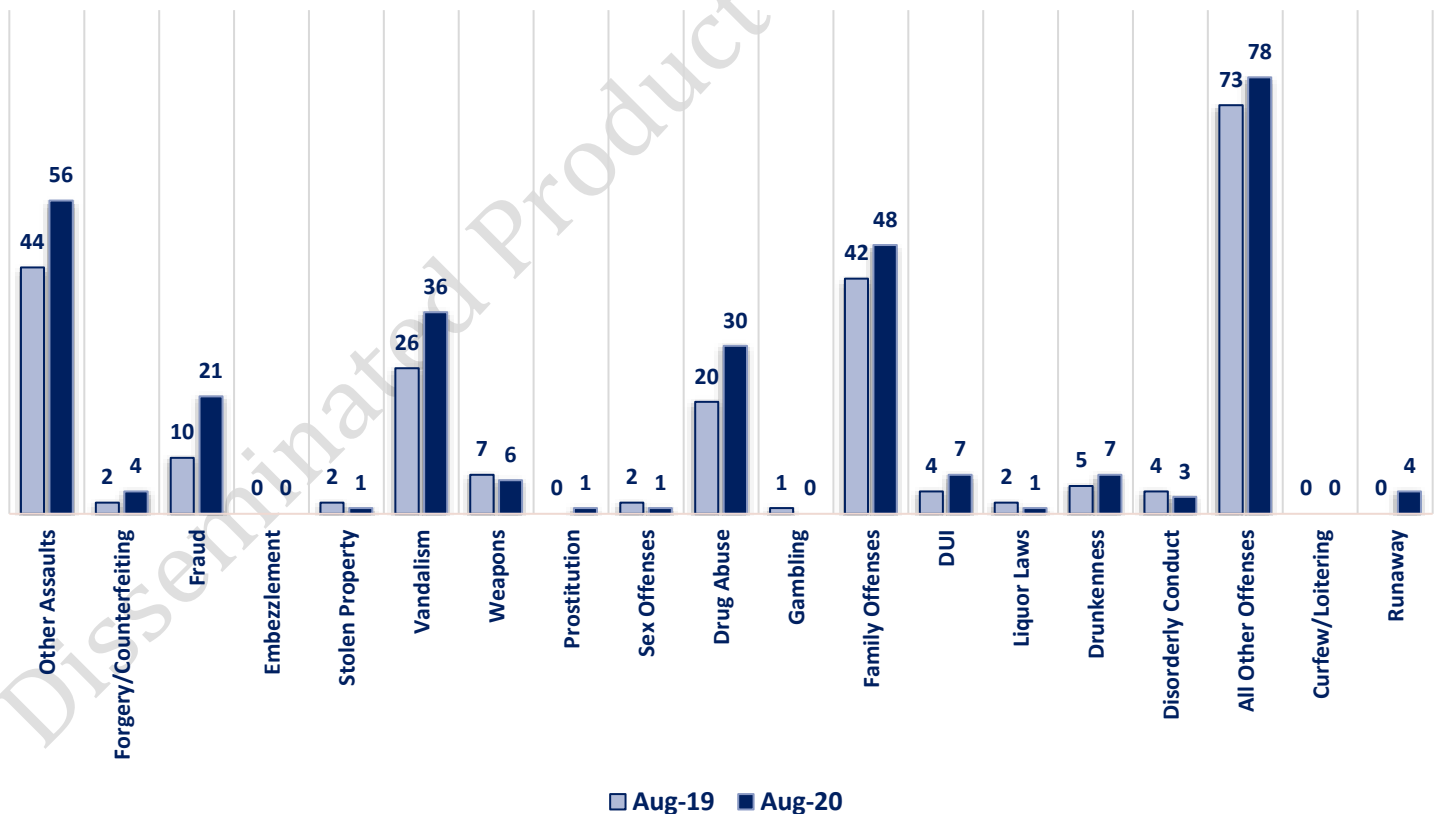
**AUGUST 2020- PART I & II OFFENSE PERCENTAGES**



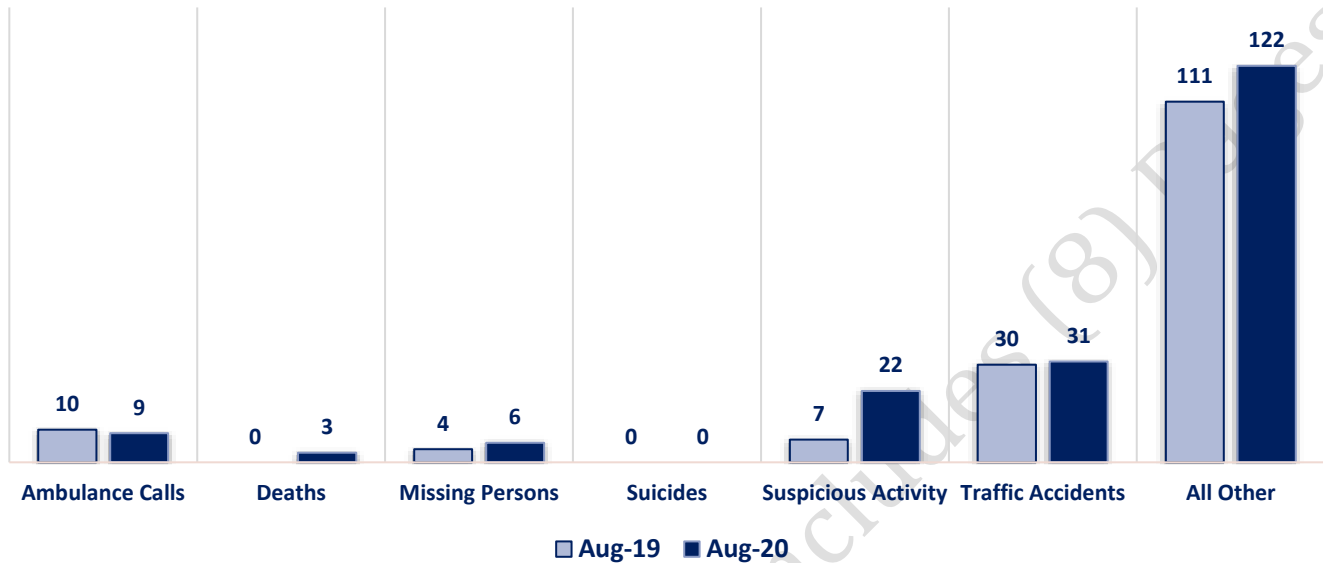
### Part I Offenses



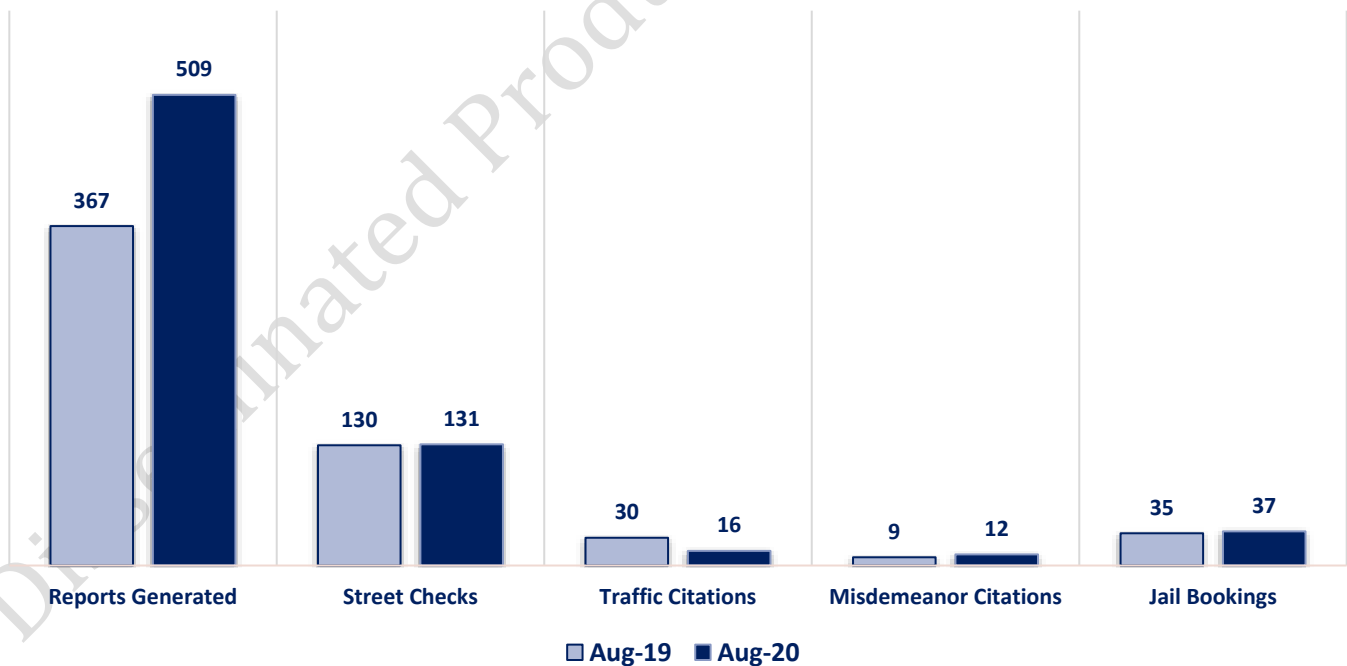
### Part II Offenses



### Non-UCR Offenses

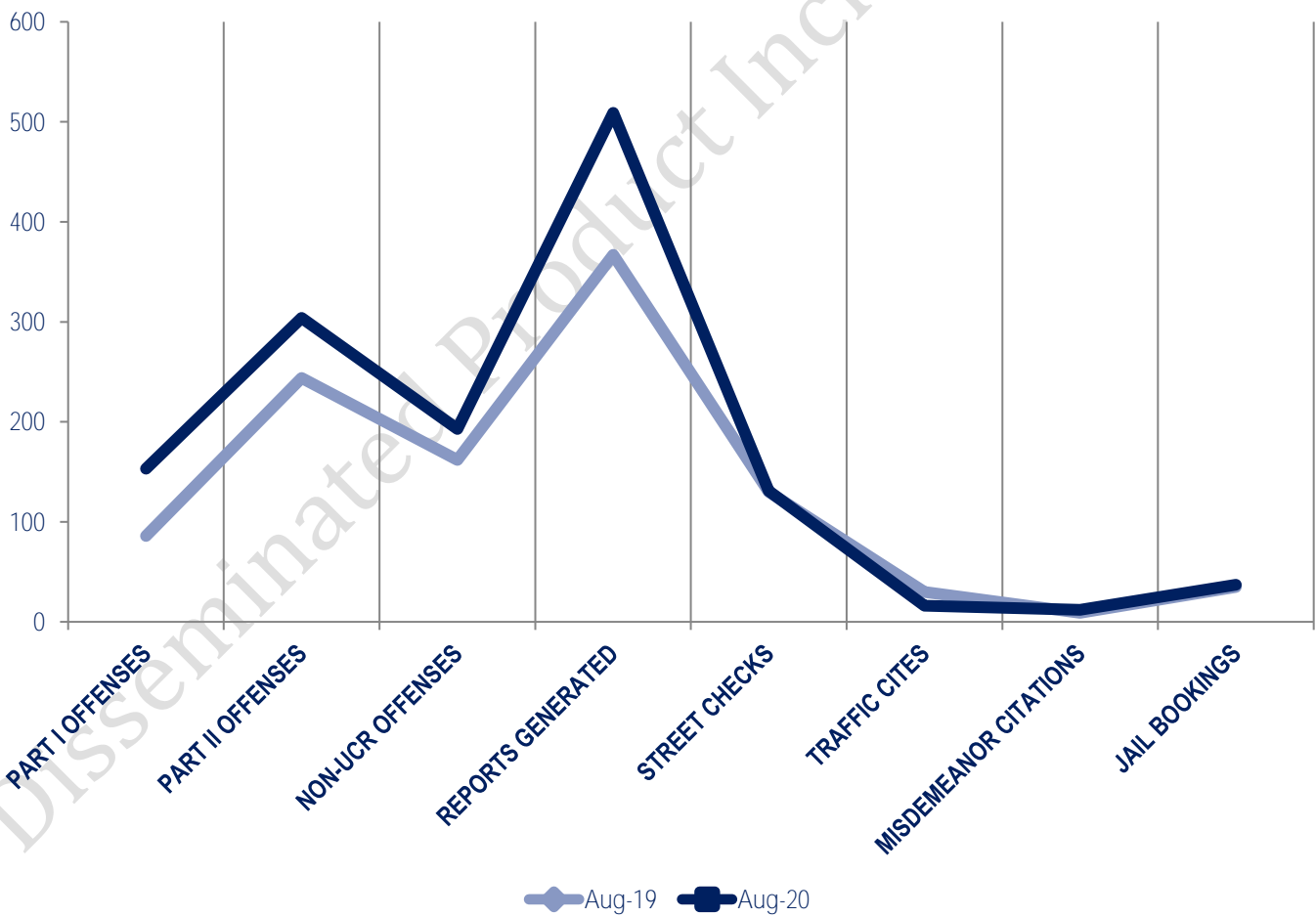


### Other Event Totals



### Combined Offense/Event Trends

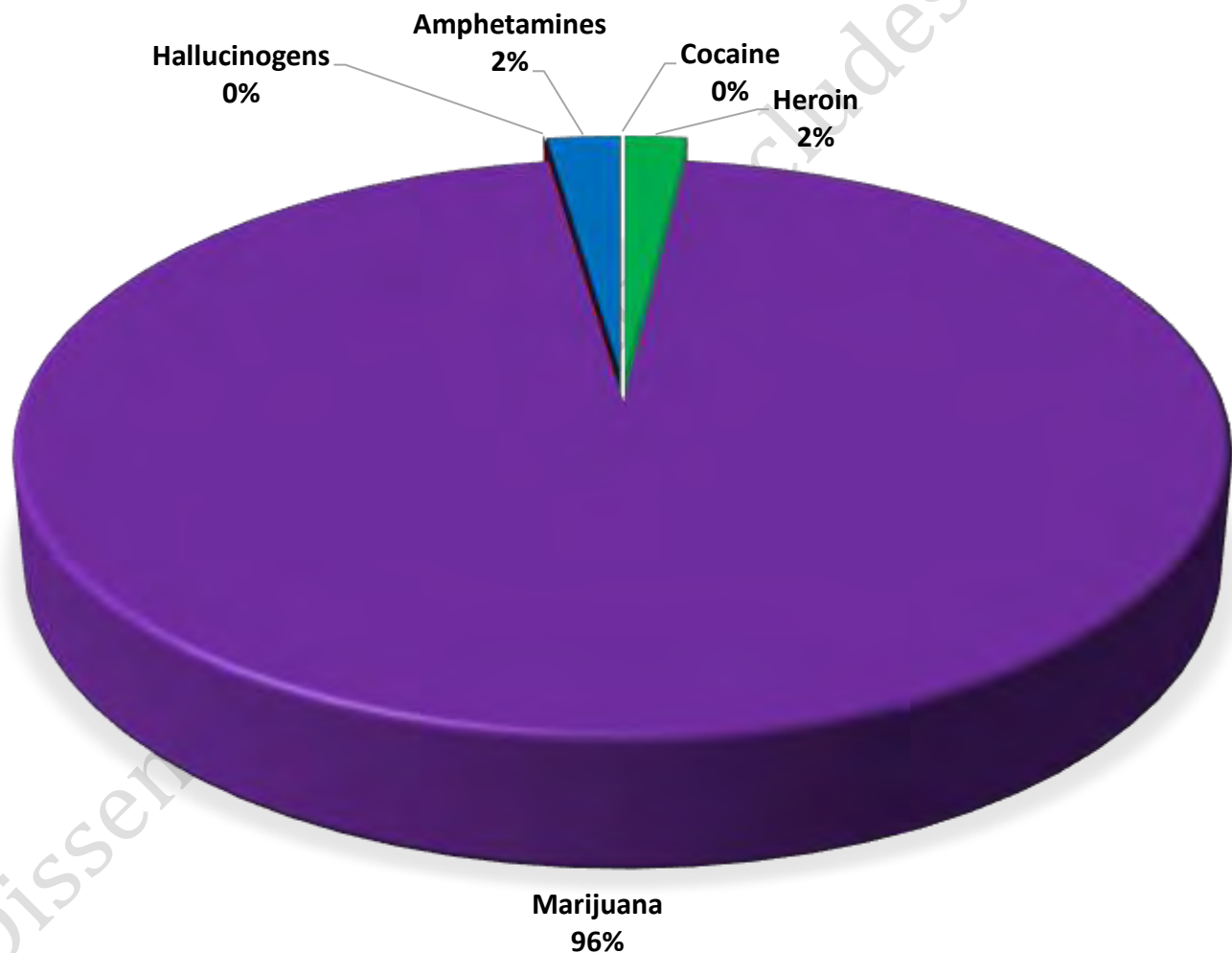
	AUG 2019	AUG 2020
<b>Part I Offenses</b>	86	153
<b>Part II Offenses</b>	244	304
<b>NonUCR Offenses</b>	162	193
<b>Reports Generated</b>	367	509
<b>Street Checks</b>	130	131
<b>Traffic Citations</b>	30	16
<b>Misdemeanor Citations</b>	9	12
<b>Jail Bookings</b>	35	37



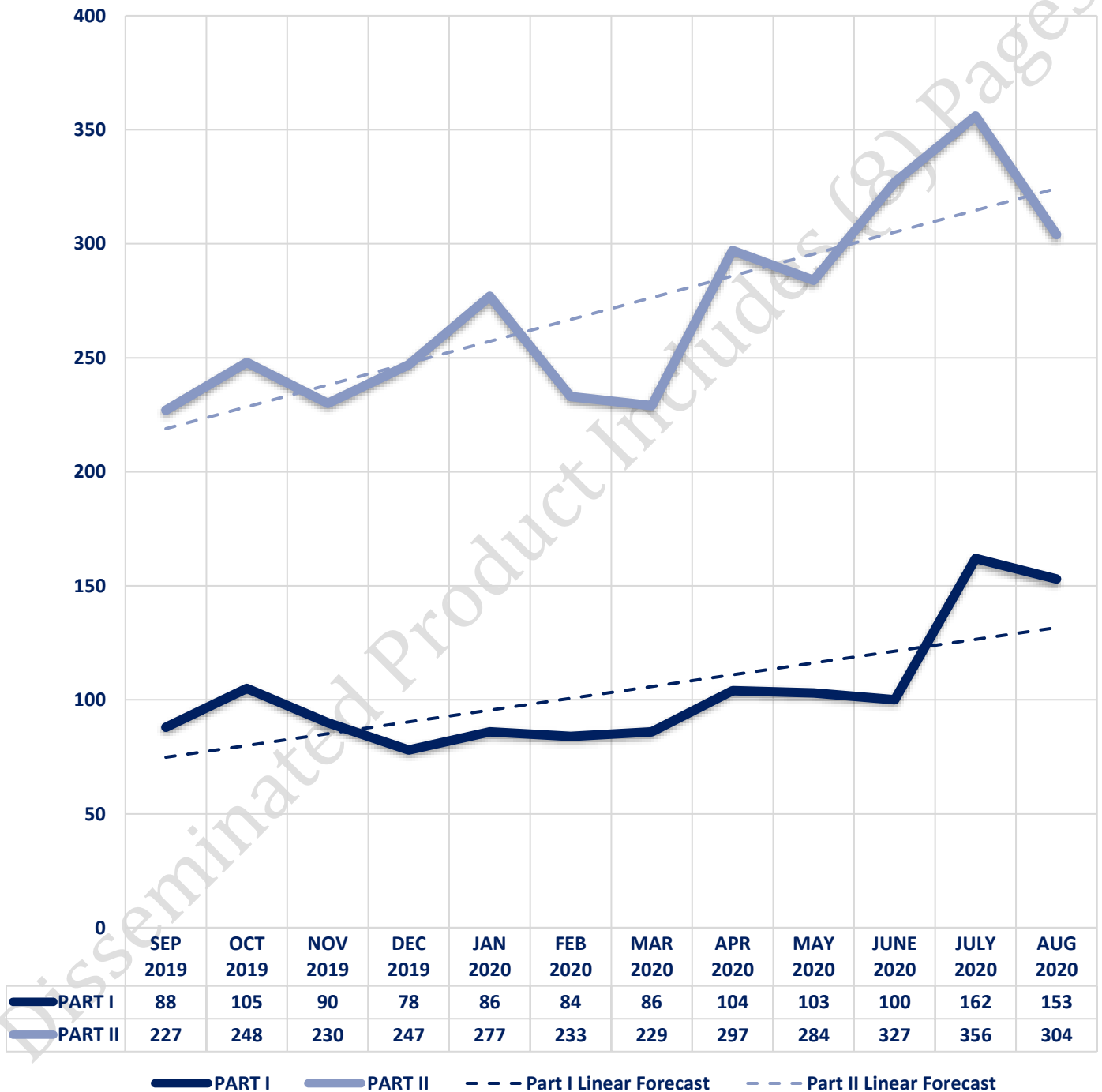


## Seized Drugs

TYPE	DOSES	STREET VALUE
Cocaine	0.0	\$ -
Heroin	1021.5	\$ 10,215.00
Marijuana	50675.4	\$ 304,052.22
Hallucinogens	0.0	\$ -
Amphetamines	1213.0	\$ 12,130.00
<b>TOTAL</b>	<b>52909.9</b>	<b>\$ 326,397.22</b>



### Part I & II Offenses - One Year





## CITY COUNCIL DISTRICT #1

### MONTHLY OFFENSE SUMMARY

**SEPTEMBER 2020**

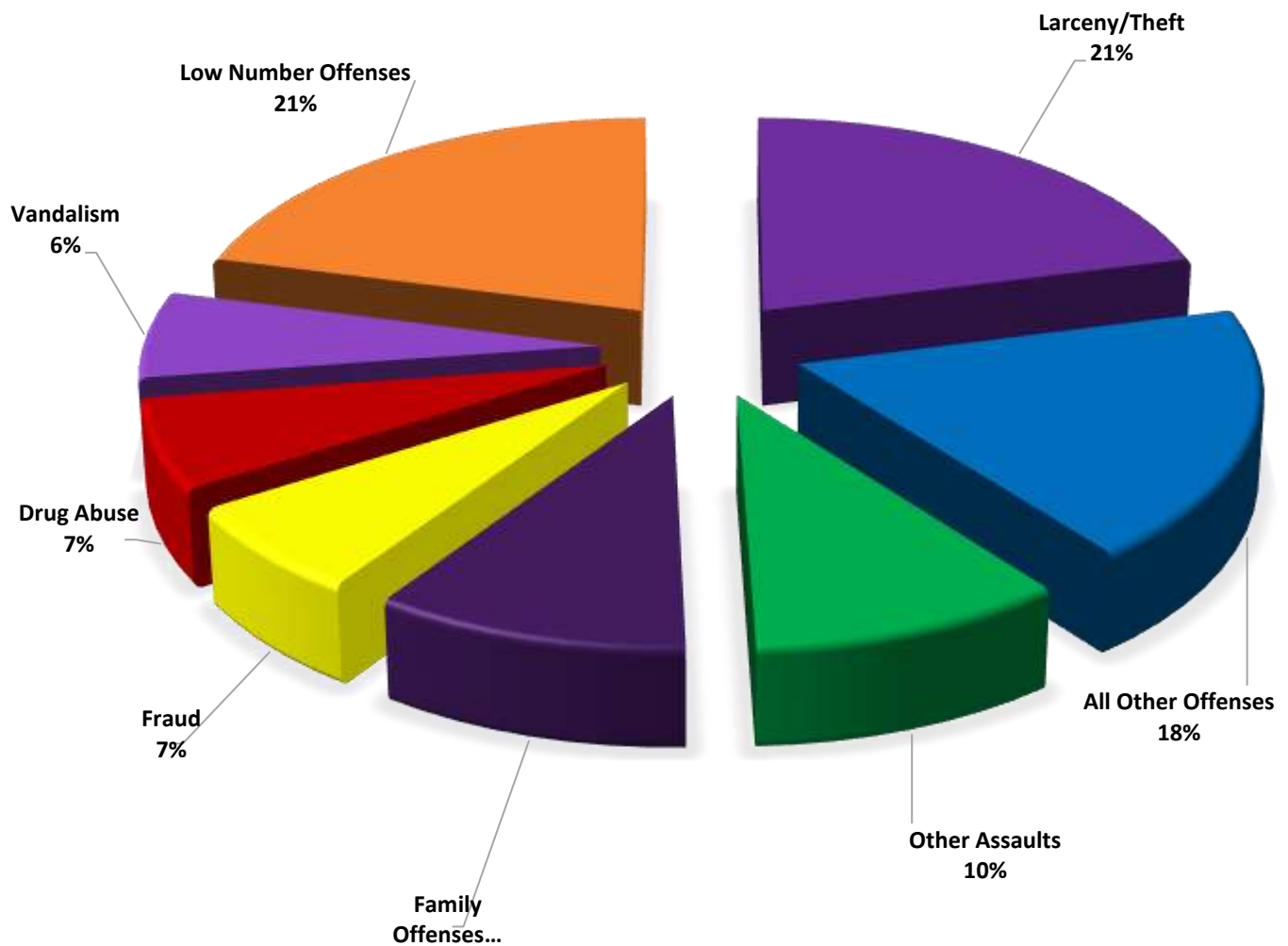
These figures represent preliminary counts of original Police Incident Reports and include all offenses within the above listed City Council District only. Full statistical analysis to determine the confidence level of this data has not been performed. The results contained herein are **approximate in relation to the listed area and may not fully coincide with data shown in other areas of SLCPD's Crime Statistics** page such as Calls for Service, Crimes Trending, and Crime Reports due to and reflective of departmental procedures that were in place at the time the event occurred and the date this data was compiled. Results displayed are not distinguished as attempted or completed crimes, do not include other calls for police service, and only represent police service where a report was made. Police Incident Reports are classified by primary offense categories as defined by the Uniform Crime Reporting (UCR) system, however for this report all offenses are included, and each incident may have more than one offense listed on it. In cases where there is more than one offense listed, all offenses are counted individually. Although every reasonable verification effort is made, the accuracy of any data is subject to the constraints of the report generation process as well as the manner, format, and point in time of any query.

PART I OFFENSES:	Chosen by the FBI as Part I Offenses because they are serious crimes that occur with regularity in all areas of the country and are likely to be reported to Police.
PART II OFFENSES:	All other crimes other than the eight Part I Offenses. The Uniform Crime Reporting Program gathers only arrest data for Part II Offenses, however, SLCPD results displayed in this document display all Part II Offenses, regardless of the presence of arrest data.
ALL OTHER OFFENSES:	<b>Under the Part II Offense section, 'All Other Offenses' include Peeping Tom, Trespass, Kidnap/Abduction, Pornography, Extortion/Blackmail, Bribery, Warrants, Sexual Offenses, Obstruction, Public Peace, and Hit &amp; Run.</b>
NON-UCR OFFENSES:	Non-UCR Offenses include reports for all other offenses not classified as a Part I or Part II Offense. Results displayed separate some of these offenses such as Ambulance Calls, Deaths, Missing Persons, Suicides, Suspicious Activity, and Traffic Accidents.
ALL OTHER NON-UCR:	<b>Under the Non-UCR category, 'All Other' include the remainder of offenses not classified as Part I or Part II and not separated from the Non-UCR Offenses. These include things such as Loud Parties, Barking Dogs, Mentally Ill Subjects, Citizen Assistance, etc.</b>
LOW NUMBER OFFENSES:	<b>On page two, in the interest of space and allowing for easier viewing, the category titled 'Low Number Offenses' include Part I and Part II Offenses from page one that have totals under the amount of 23.</b>

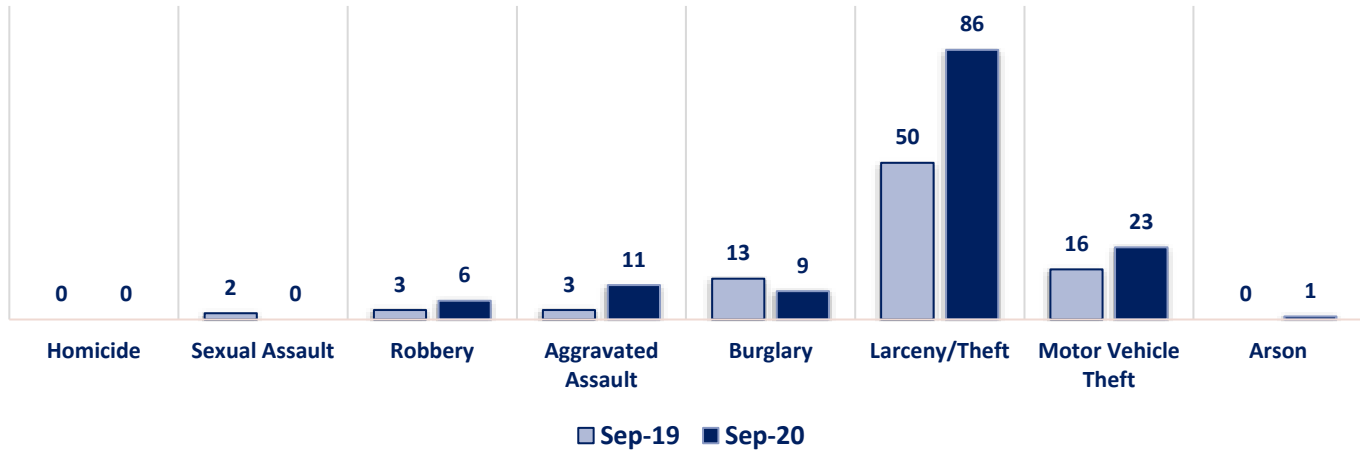
## Offenses

PART I OFFENSES	OFFENSE	SEPT 19	SEPT 20	OFFENSE	SEPT 19	SEPT 20
	Homicide	0	0	Other Assaults	24	41
	Sexual Assault	2	0	Forgery/Counterfeit	6	3
	Robbery	3	6	Fraud	30	27
	Aggravated Assault	3	11	Embezzlement	0	0
	Burglary	13	9	Stolen Property	6	7
	Larceny/Theft	50	86	Vandalism	28	26
	Motor Vehicle Theft	16	23	Weapons	10	10
	Arson	0	1	Prostitution	1	2
NON-UCR OFFENSES	<b>PART I TOTALS</b>	<b>87</b>	<b>136</b>	Sex Offenses	5	0
	Ambulance Calls	14	9	Drug Abuse	36	27
	Deaths	2	4	Gambling	0	0
	Missing Persons	2	4	Family Offenses	39	41
	Suicides	0	0	DUI	1	2
	Suspicious Activity	11	13	Liquor Laws	0	0
	Traffic Accidents	46	30	Drunkenness	6	1
	All Other	108	105	Disorderly Conduct	4	3
	<b>NON-UCR TOTALS</b>	<b>183</b>	<b>165</b>	All Other Offenses	72	76
TOTALS	<b>PART I OFFENSES</b>	<b>87</b>	<b>136</b>	Curfew/Loitering	0	0
	<b>PART II OFFENSES</b>	<b>270</b>	<b>274</b>	Runaway	2	8
	<b>NON-UCR OFFENSES</b>	<b>183</b>	<b>165</b>	<b>PART II TOTALS</b>	<b>270</b>	<b>274</b>
	<b>TOTAL</b>	<b>540</b>	<b>575</b>			

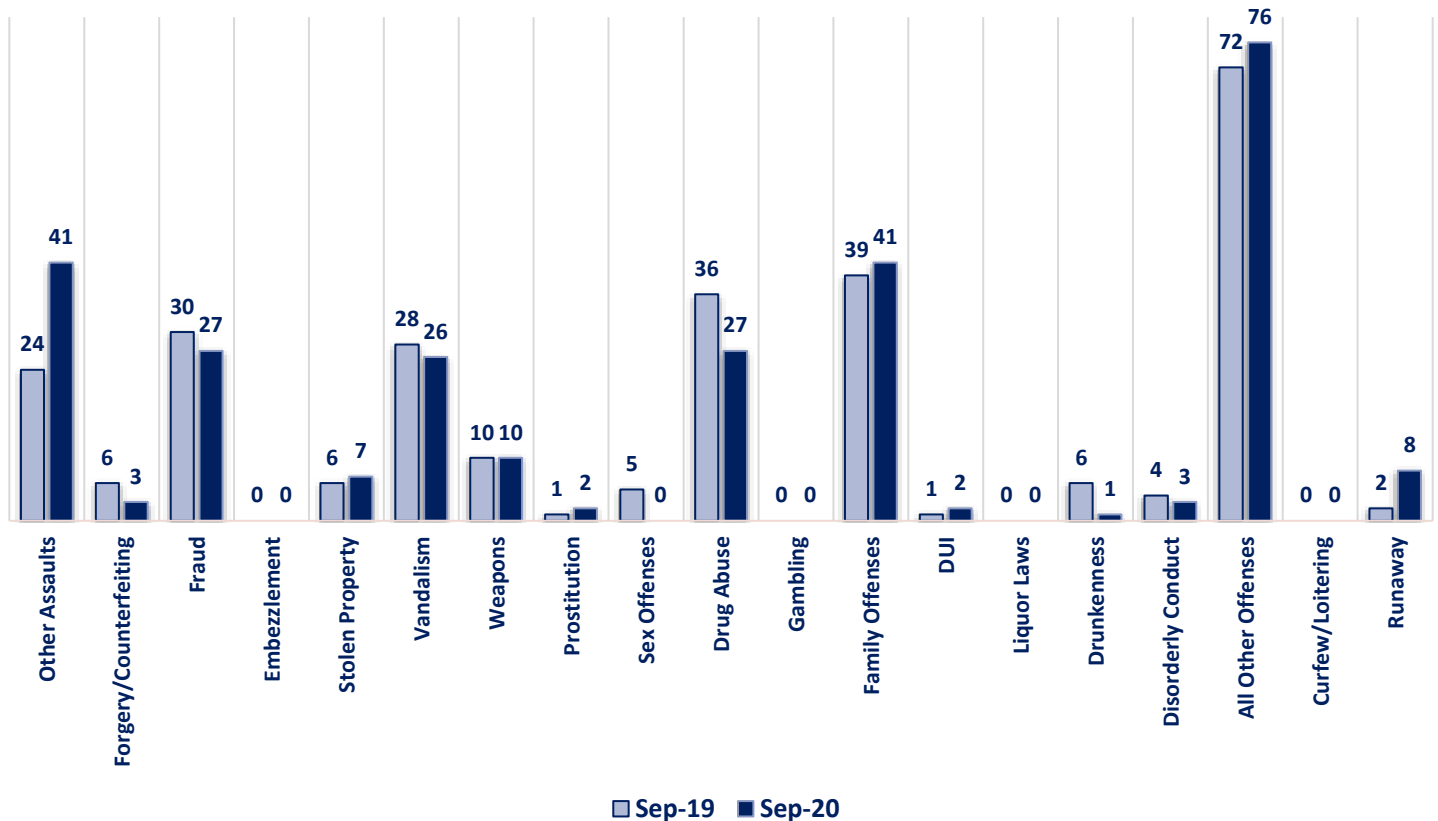
**SEPTEMBER 2020 - PART I & II OFFENSE PERCENTAGES**



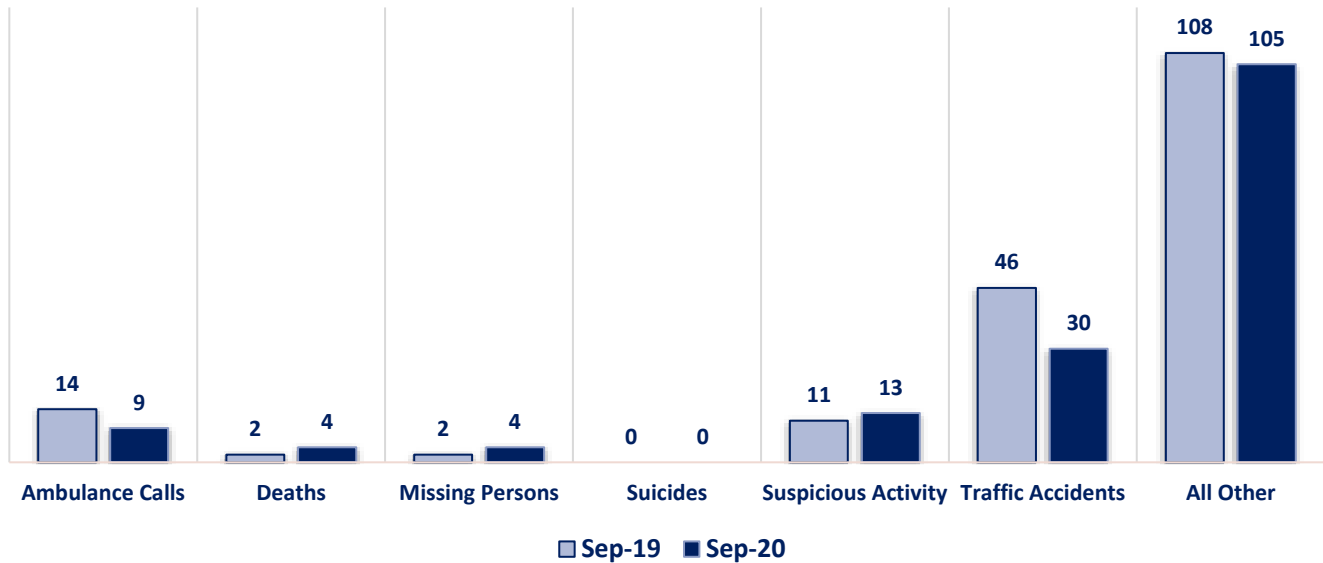
### Part I Offenses



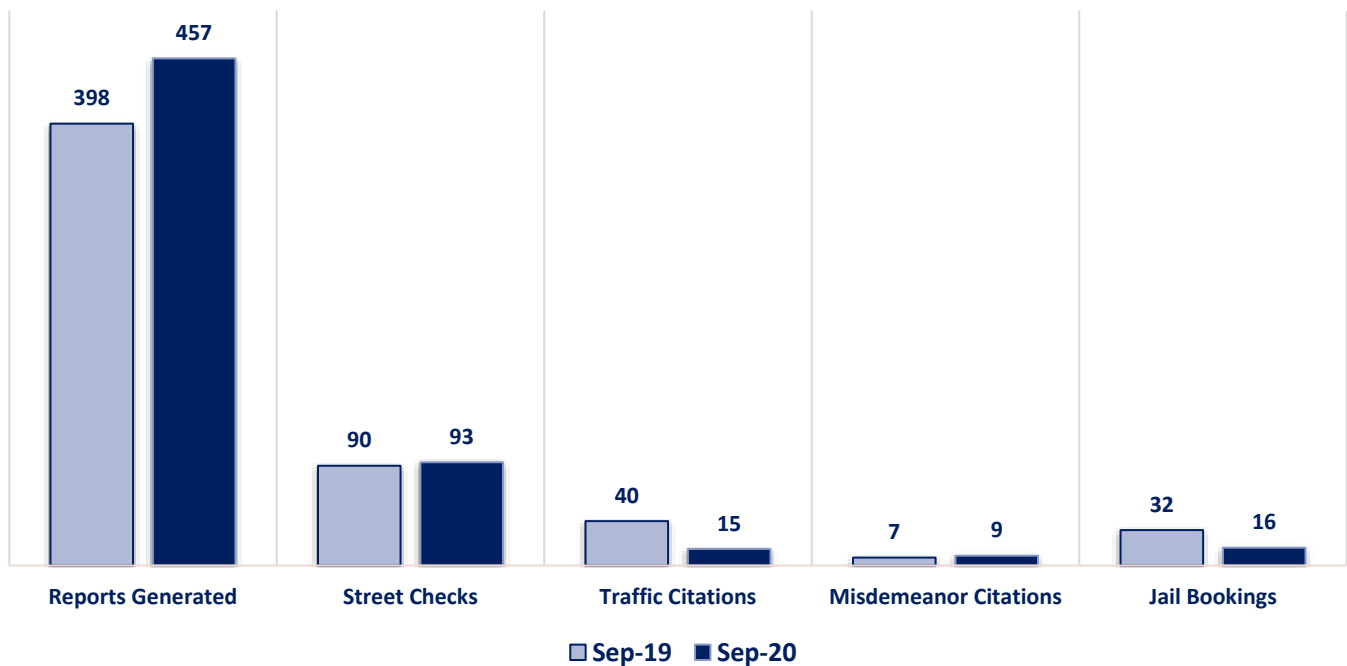
### Part II Offenses



### Non-UCR Offenses



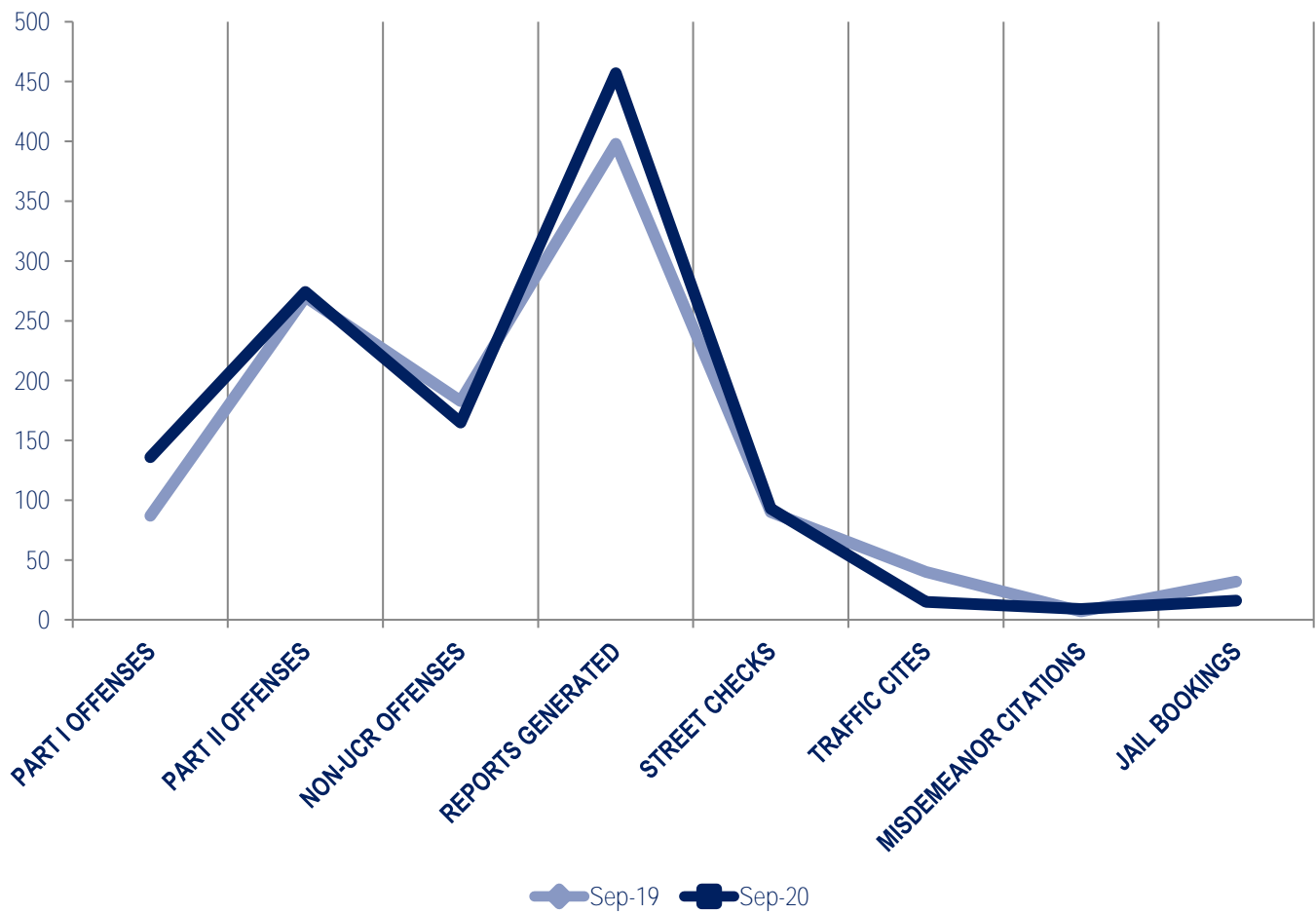
### Other Event Totals





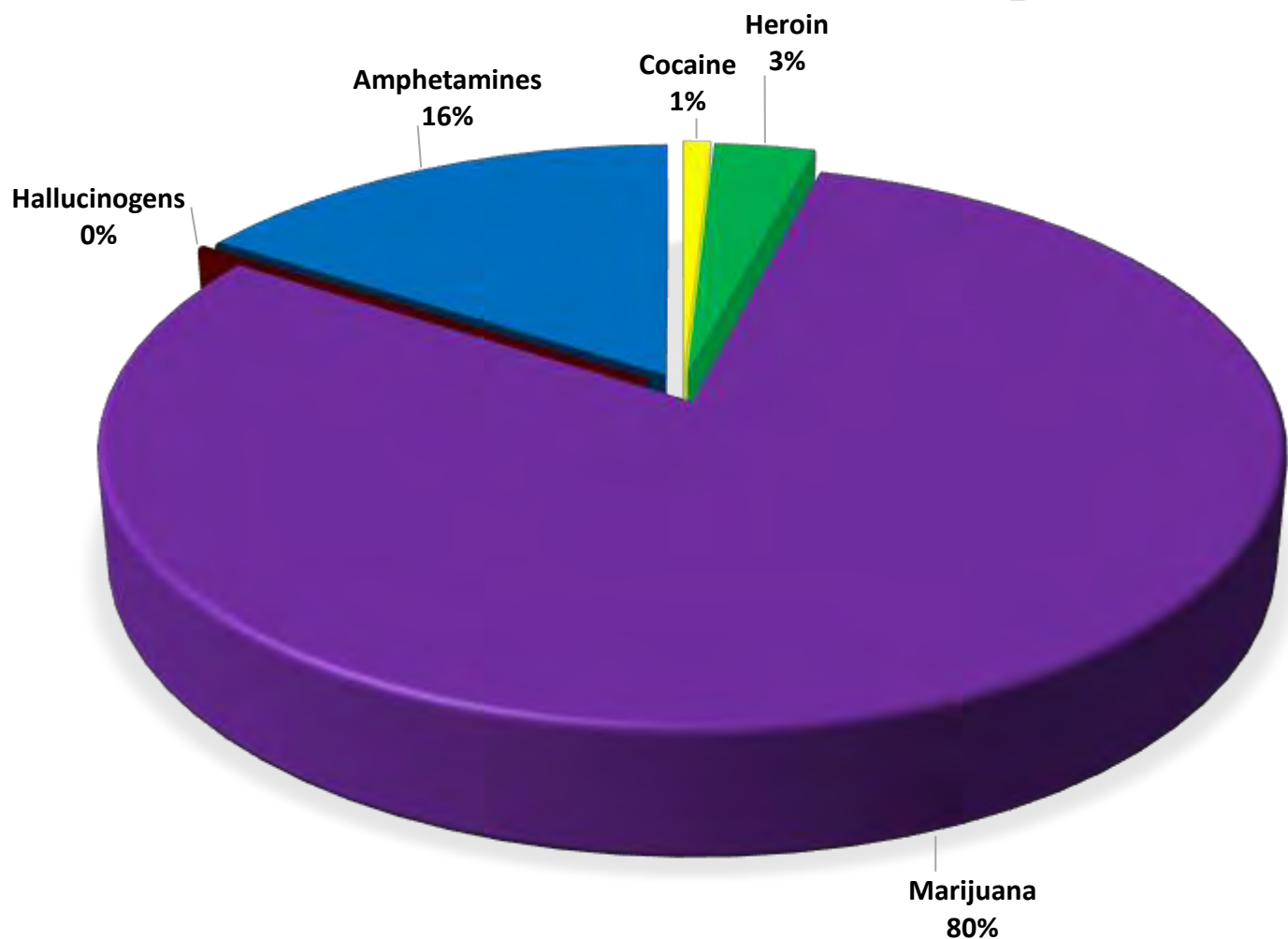
## Combined Offense/Event Trends

	SEPT 2019	SEPT 2020
<b>Part I Offenses</b>	87	136
<b>Part II Offenses</b>	270	274
<b>NonUCR Offenses</b>	183	165
<b>Reports Generated</b>	398	457
<b>Street Checks</b>	90	93
<b>Traffic Citations</b>	40	15
<b>Misdemeanor Citations</b>	7	9
<b>Jail Bookings</b>	32	16

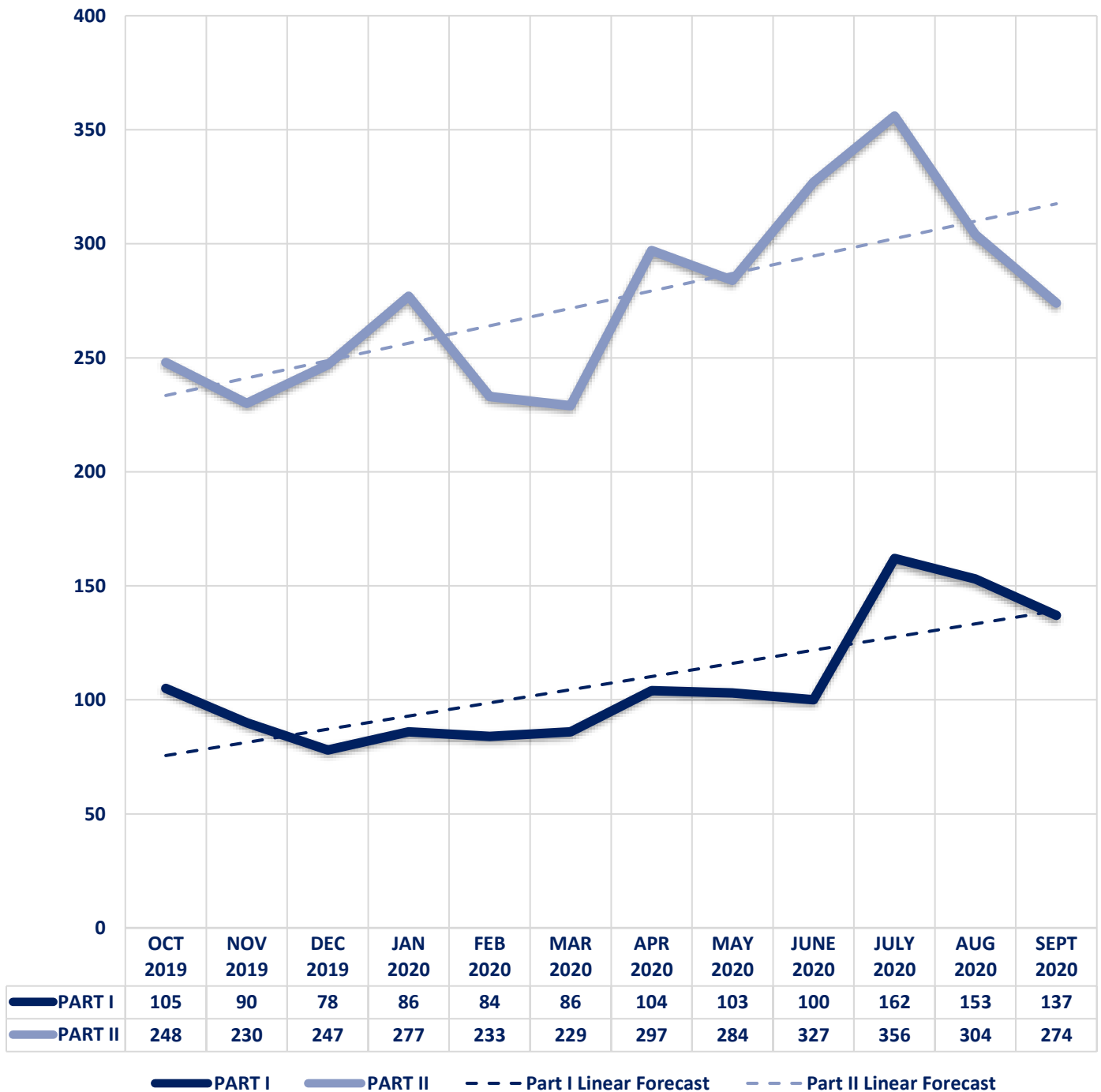


## Seized Drugs

TYPE	DOSES	STREET VALUE
Cocaine	81.0	\$ 810.00
Heroin	298.6	\$ 2,986.00
Marijuana	7421.0	\$ 44,526.22
Hallucinogens	0.0	\$ -
Amphetamines	1472.5	\$ 14,725.00
<b>TOTAL</b>	<b>9273.1</b>	<b>\$ 63,047.22</b>



## Part I & II Offenses - One Year





## CITY COUNCIL DISTRICT #1 MONTHLY OFFENSE SUMMARY

October 2020

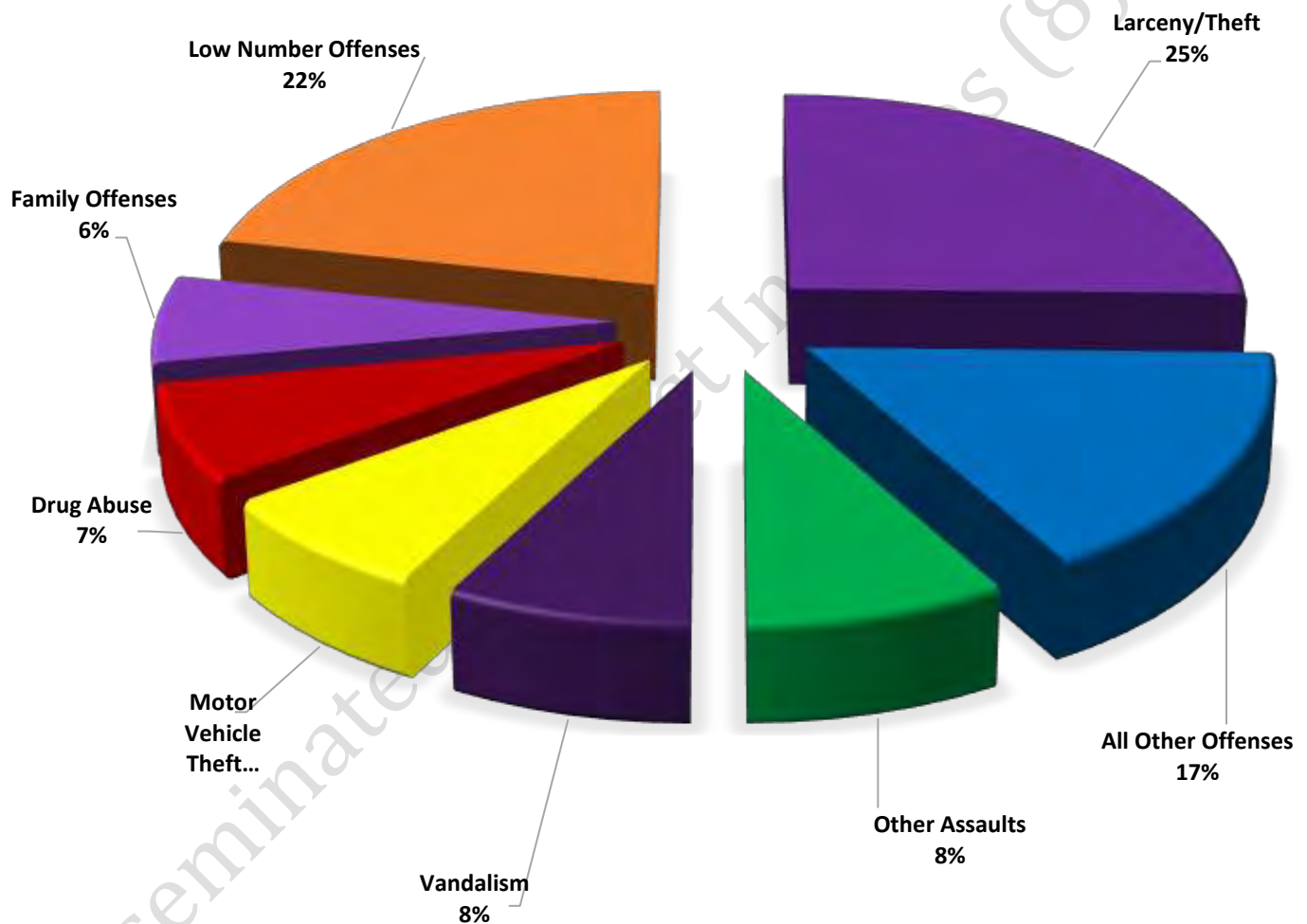
These figures represent preliminary counts of original Police Incident Reports and include all offenses within the above listed City Council District only. Full statistical analysis to determine the confidence level of this data has not been performed. The results contained herein are **approximate in relation to the listed area and may not fully coincide with data shown in other areas of SLCPD's Crime Statistics** page such as Calls for Service, Crimes Trending, and Crime Reports due to and reflective of departmental procedures that were in place at the time the event occurred and the date this data was compiled. Results displayed are not distinguished as attempted or completed crimes, do not include other calls for police service, and only represent police service where a report was made. Police Incident Reports are classified by primary offense categories as defined by the Uniform Crime Reporting (UCR) system, however for this report all offenses are included, and each incident may have more than one offense listed on it. In cases where there is more than one offense listed, all offenses are counted individually. Although every reasonable verification effort is made, the accuracy of any data is subject to the constraints of the report generation process as well as the manner, format, and point in time of any query.

PART I OFFENSES:	Chosen by the FBI as Part I Offenses because they are serious crimes that occur with regularity in all areas of the country and are likely to be reported to Police.
PART II OFFENSES:	All other crimes other than the eight Part I Offenses. The Uniform Crime Reporting Program gathers only arrest data for Part II Offenses, however, SLCPD results displayed in this document display all Part II Offenses, regardless of the presence of arrest data.
ALL OTHER OFFENSES:	<b>Under the Part II Offense section, 'All Other Offenses' include Peeping Tom, Trespass, Kidnap/Abduction, Pornography, Extortion/Blackmail, Bribery, Warrants, Sexual Offenses, Obstruction, Public Peace, and Hit &amp; Run.</b>
NON-UCR OFFENSES:	Non-UCR Offenses include reports for all other offenses not classified as a Part I or Part II Offense. Results displayed separate some of these offenses such as Ambulance Calls, Deaths, Missing Persons, Suicides, Suspicious Activity, and Traffic Accidents.
ALL OTHER NON-UCR:	<b>Under the Non-UCR category, 'All Other' include the remainder of offenses not classified as Part I or Part II and not separated from the Non-UCR Offenses. These include things such as Loud Parties, Barking Dogs, Mentally Ill Subjects, Citizen Assistance, etc.</b>
LOW NUMBER OFFENSES:	<b>On page two, in the interest of space and allowing for easier viewing, the category titled 'Low Number Offenses' include Part I and Part II Offenses from page one that have totals under the amount of 24.</b>

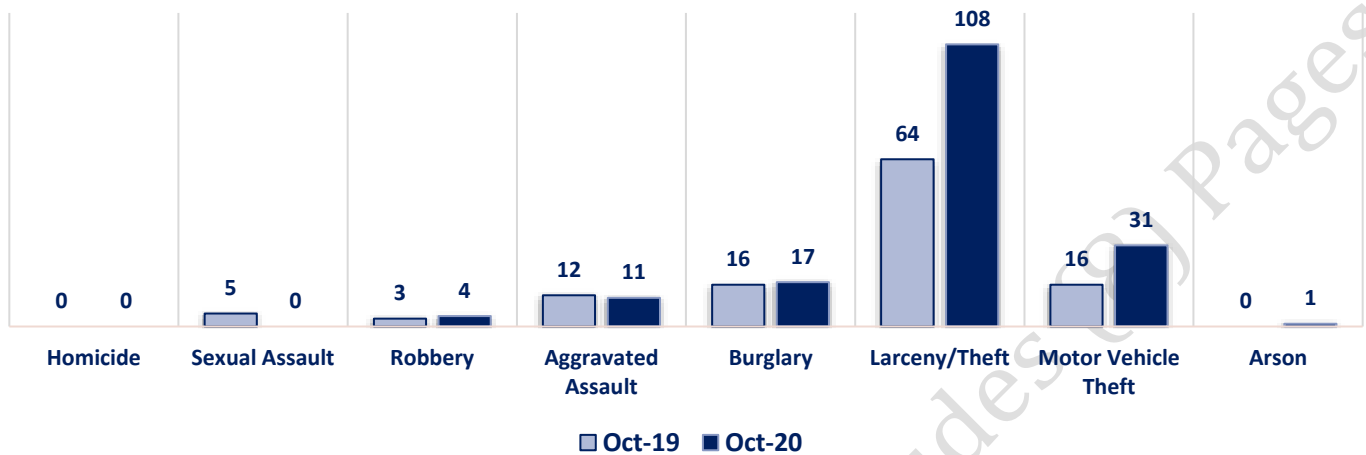
## Offenses

PART I OFFENSES VIOLENT PROPERTY		OFFENSE	OCT 19	OCT 20	OFFENSE	OCT 19	OCT 20	PART II OFFENSES
		Homicide	0	0	Other Assaults	35	35	
		Sexual Assault	5	0	Forgery/Counterfeit	3	3	
		Robbery	3	4	Fraud	24	24	
		Aggravated Assault	12	11	Embezzlement	0	0	
		Burglary	16	17	Stolen Property	4	5	
		Larceny/Theft	64	108	Vandalism	26	33	
		Motor Vehicle Theft	16	31	Weapons	8	3	
		Arson	0	1	Prostitution	7	0	
		PART I TOTALS	116	172	Sex Offenses	3	2	
NON-UCR OFFENSES		Ambulance Calls	13	12	Drug Abuse	20	30	
		Deaths	2	1	Gambling	0	0	
		Missing Persons	2	0	Family Offenses	40	27	
		Suicides	0	0	DUI	5	3	
		Suspicious Activity	14	12	Liquor Laws	0	0	
		Traffic Accidents	28	21	Drunkenness	6	5	
		All Other	111	112	Disorderly Conduct	5	4	
		NON-UCR TOTALS	170	158	All Other Offenses	63	70	
TOTALS		PART I OFFENSES	116	172	Curfew/Loitering	0	0	
		PART II OFFENSES	258	254	Runaway	9	10	
		NON-UCR OFFENSES	170	158	PART II TOTALS	258	254	
		TOTAL	544	584				

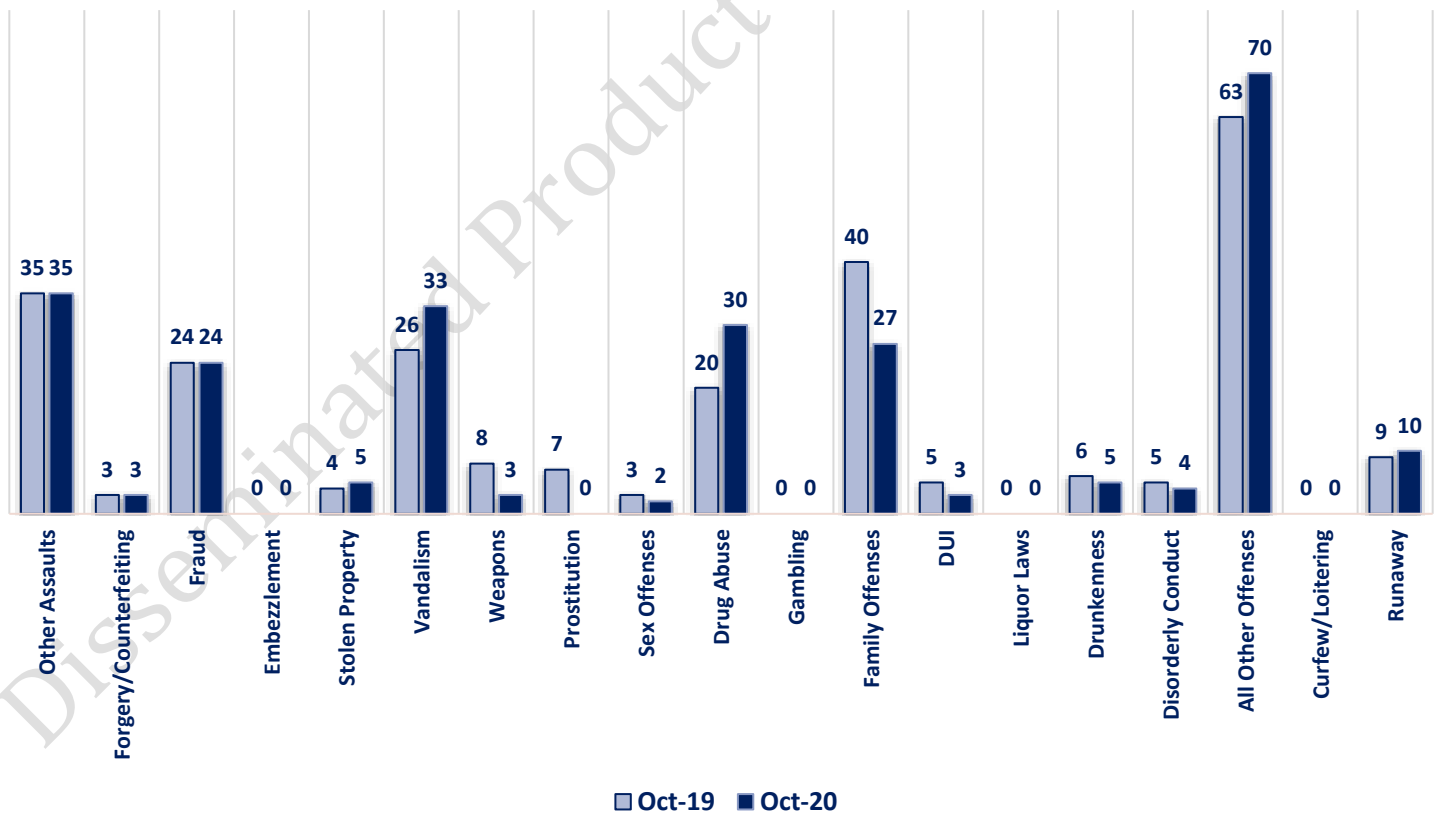
**MAY 2020- PART I & II OFFENSE PERCENTAGES**



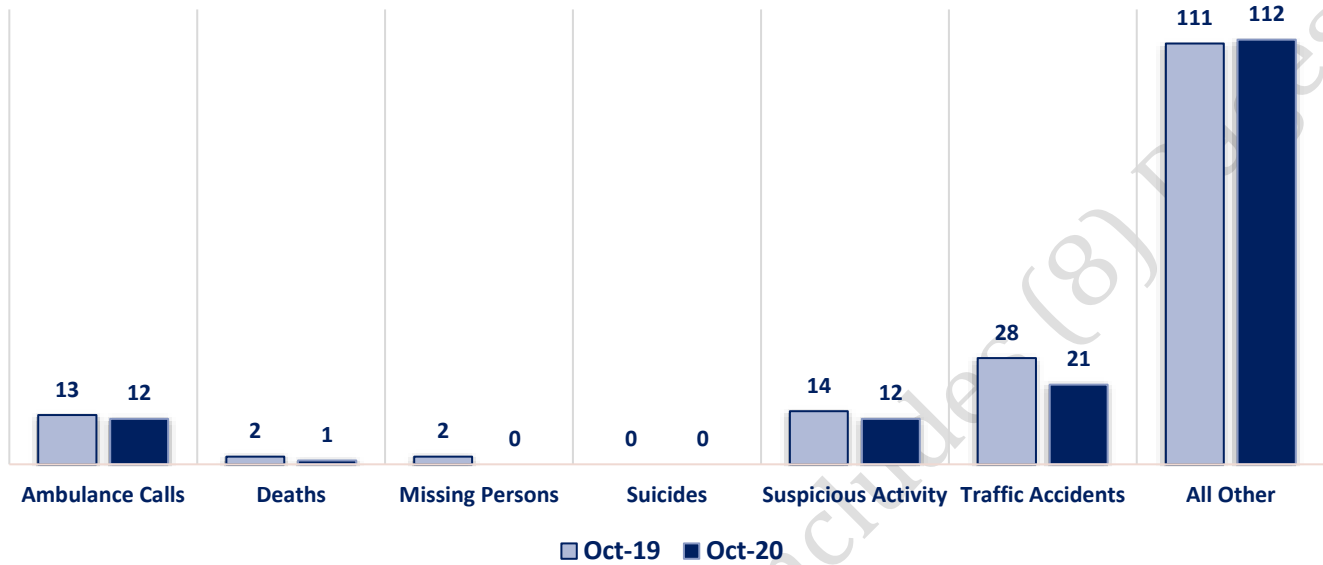
### Part I Offenses



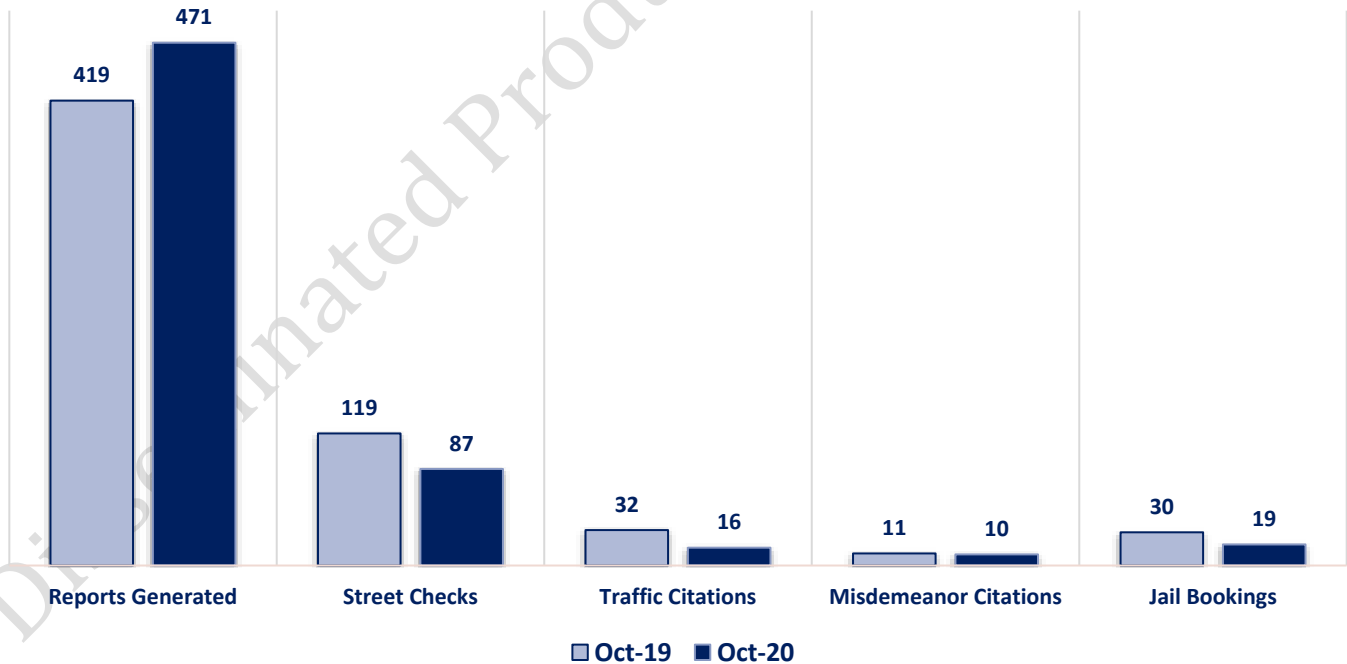
### Part II Offenses



### Non-UCR Offenses



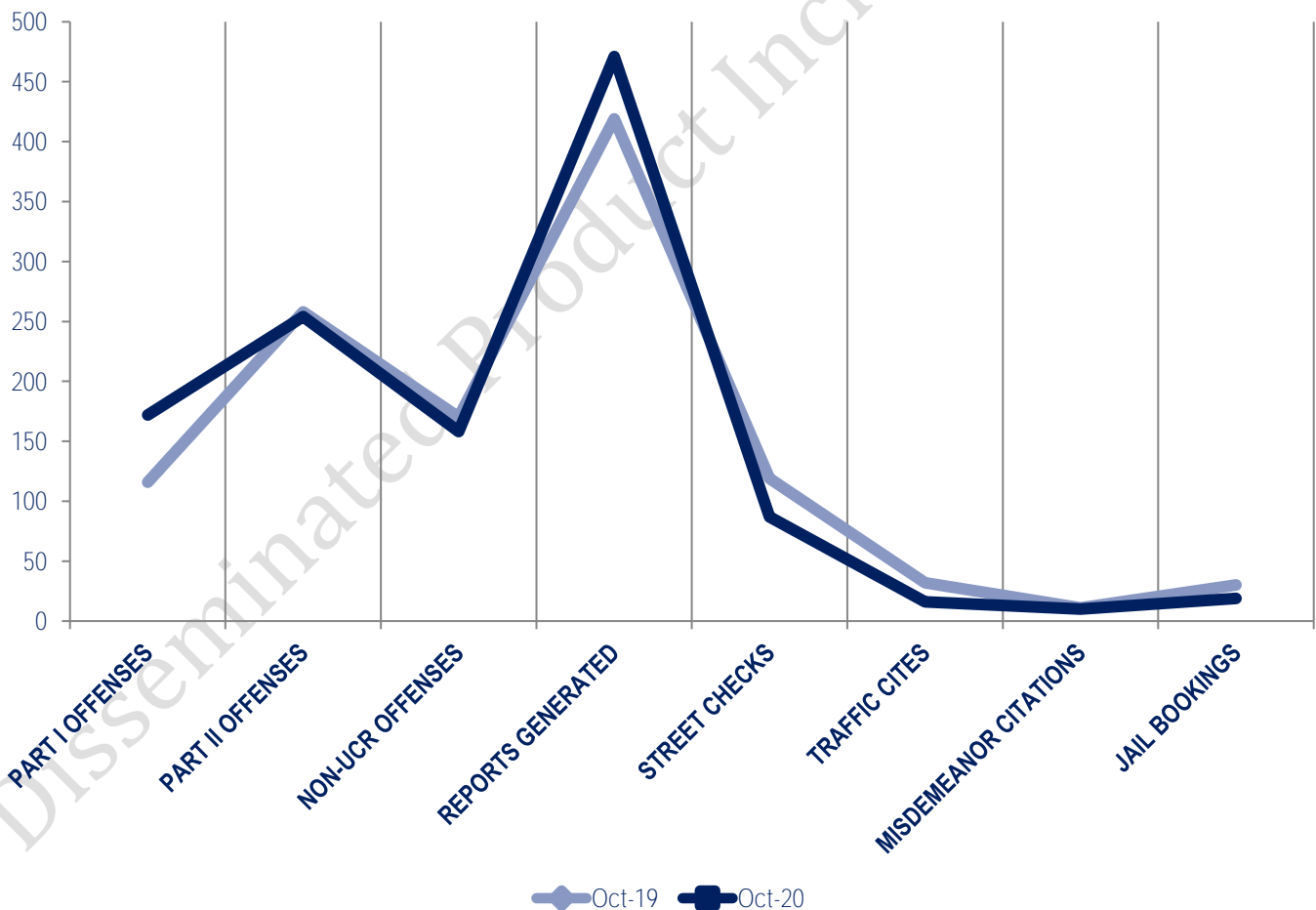
### Other Event Totals





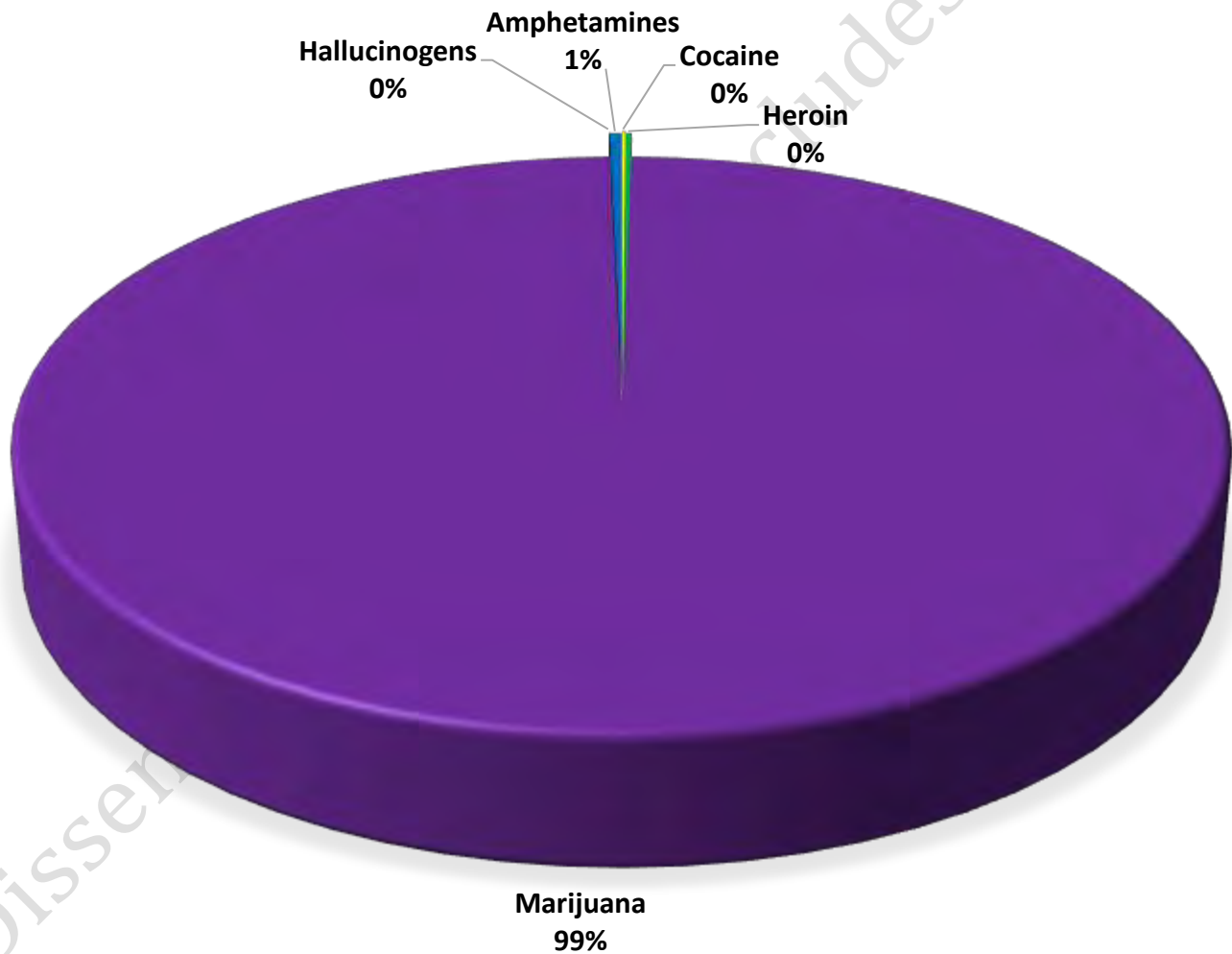
### Combined Offense/Event Trends

	OCT 2019	OCT 2020
<b>Part I Offenses</b>	116	172
<b>Part II Offenses</b>	258	254
<b>NonUCR Offenses</b>	170	158
<b>Reports Generated</b>	419	471
<b>Street Checks</b>	119	87
<b>Traffic Citations</b>	32	16
<b>Misdemeanor Citations</b>	11	10
<b>Jail Bookings</b>	30	19

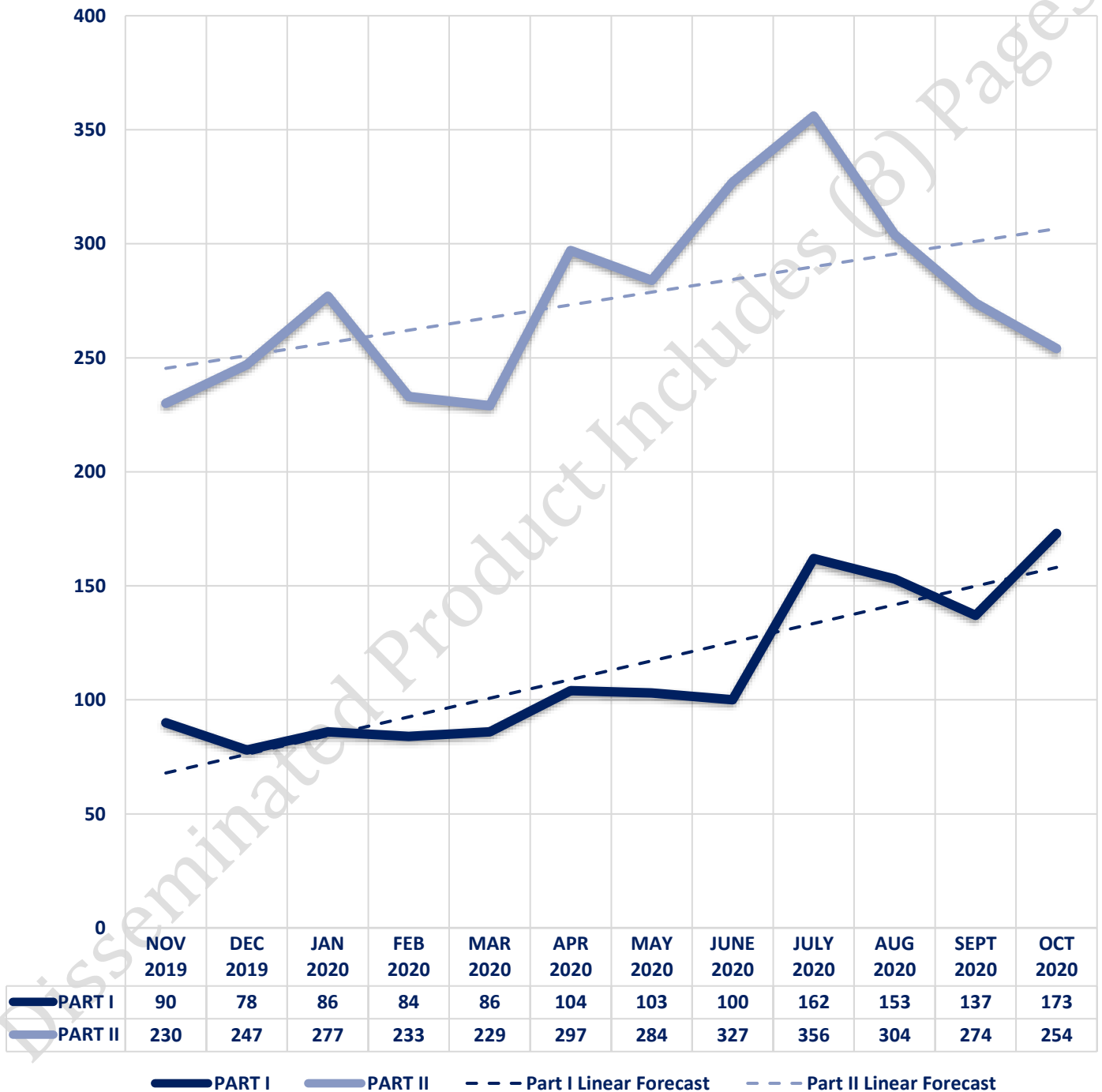


## Seized Drugs

TYPE	DOSES	STREET VALUE
Cocaine	22.0	\$ 220.00
Heroin	45.8	\$ 458.00
Marijuana	23066.0	\$ 138,395.80
Hallucinogens	0.0	\$ -
Amphetamines	89.0	\$ 890.00
<b>TOTAL</b>	<b>23222.8</b>	<b>\$ 139,963.80</b>



### Part I & II Offenses - One Year





## CITY COUNCIL DISTRICT #1

### MONTHLY OFFENSE SUMMARY

**November 2020**

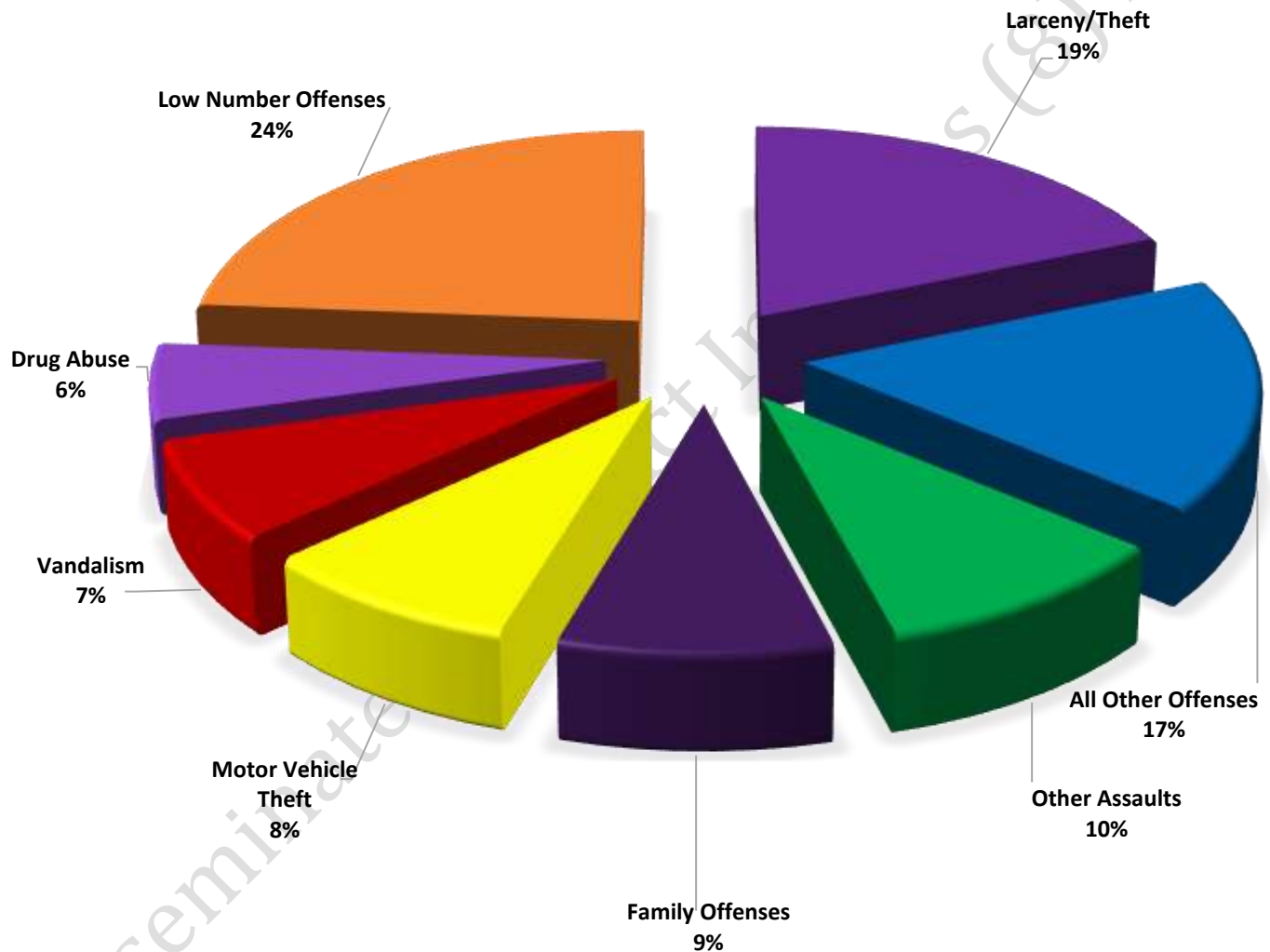
These figures represent preliminary counts of original Police Incident Reports and include all offenses within the above listed City Council District only. Full statistical analysis to determine the confidence level of this data has not been performed. The results contained herein are **approximate in relation to the listed area and may not fully coincide with data shown in other areas of SLCPD's Crime Statistics** page such as Calls for Service, Crimes Trending, and Crime Reports due to and reflective of departmental procedures that were in place at the time the event occurred and the date this data was compiled. Results displayed are not distinguished as attempted or completed crimes, do not include other calls for police service, and only represent police service where a report was made. Police Incident Reports are classified by primary offense categories as defined by the Uniform Crime Reporting (UCR) system, however for this report all offenses are included, and each incident may have more than one offense listed on it. In cases where there is more than one offense listed, all offenses are counted individually. Although every reasonable verification effort is made, the accuracy of any data is subject to the constraints of the report generation process as well as the manner, format, and point in time of any query.

PART I OFFENSES:	Chosen by the FBI as Part I Offenses because they are serious crimes that occur with regularity in all areas of the country and are likely to be reported to Police.
PART II OFFENSES:	All other crimes other than the eight Part I Offenses. The Uniform Crime Reporting Program gathers only arrest data for Part II Offenses, however, SLCPD results displayed in this document display all Part II Offenses, regardless of the presence of arrest data.
ALL OTHER OFFENSES:	<b>Under the Part II Offense section, 'All Other Offenses' include Peeping Tom, Trespass, Kidnap/Abduction, Pornography, Extortion/Blackmail, Bribery, Warrants, Sexual Offenses, Obstruction, Public Peace, and Hit &amp; Run.</b>
NON-UCR OFFENSES:	Non-UCR Offenses include reports for all other offenses not classified as a Part I or Part II Offense. Results displayed separate some of these offenses such as Ambulance Calls, Deaths, Missing Persons, Suicides, Suspicious Activity, and Traffic Accidents.
ALL OTHER NON-UCR:	<b>Under the Non-UCR category, 'All Other' include the remainder of offenses not classified as Part I or Part II and not separated from the Non-UCR Offenses. These include things such as Loud Parties, Barking Dogs, Mentally Ill Subjects, Citizen Assistance, etc.</b>
LOW NUMBER OFFENSES:	<b>On page two, in the interest of space and allowing for easier viewing, the category titled 'Low Number Offenses' include Part I and Part II Offenses from page one that have totals under the amount of 18.</b>

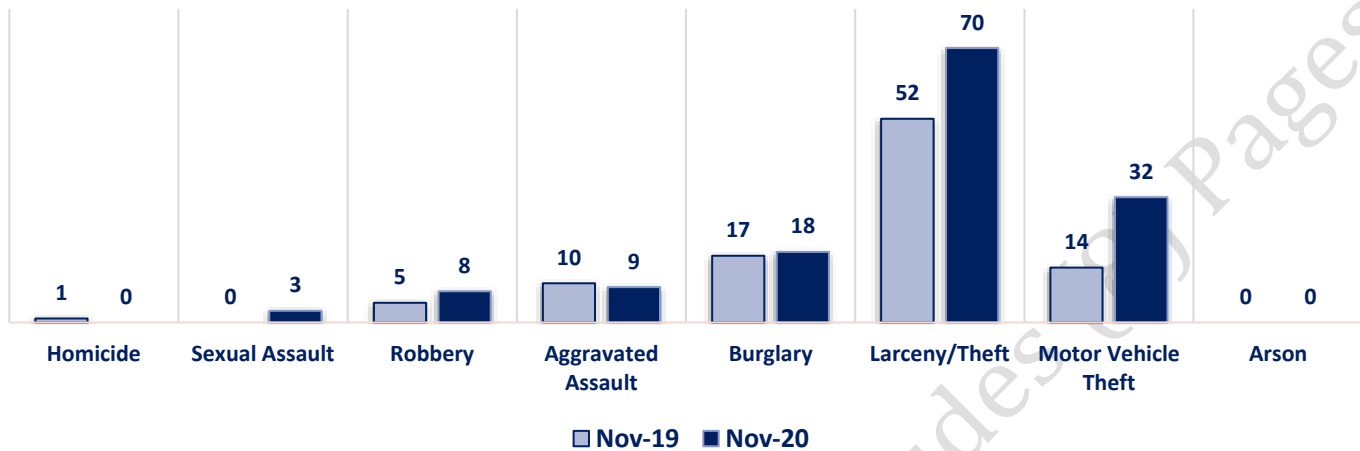
## Offenses

PART I OFFENSES VIOLENT PROPERTY		OFFENSE		NOV 19	NOV 20	OFFENSE		NOV 19	NOV 20	PART II OFFENSES
		Homicide		1	0	Other Assaults		40	37	
		Sexual Assault		0	3	Forgery/Counterfeit		1	6	
		Robbery		5	8	Fraud		17	17	
		Aggravated Assault		10	9	Embezzlement		0	0	
		Burglary		17	18	Stolen Property		2	0	
		Larceny/Theft		52	70	Vandalism		27	28	
		Motor Vehicle Theft		14	32	Weapons		6	3	
		Arson		0	0	Prostitution		0	0	
		PART I TOTALS		99	140	Sex Offenses		2	3	
NON-UCR OFFENSES		Ambulance Calls		11	9	Drug Abuse		15	21	
		Deaths		5	3	Gambling		0	0	
		Missing Persons		1	5	Family Offenses		48	33	
		Suicides		1	1	DUI		6	6	
		Suspicious Activity		19	16	Liquor Laws		1	1	
		Traffic Accidents		41	21	Drunkenness		5	5	
		All Other		128	101	Disorderly Conduct		4	3	
NON-UCR TOTALS		206	156	All Other Offenses		61	65			
PART I OFFENSES		99	140	Curfew/Loitering		0	1			
PART II OFFENSES		239	235	Runaway		4	6			
NON-UCR OFFENSES		206	156	PART II TOTALS		239	235			
TOTAL		544	531							

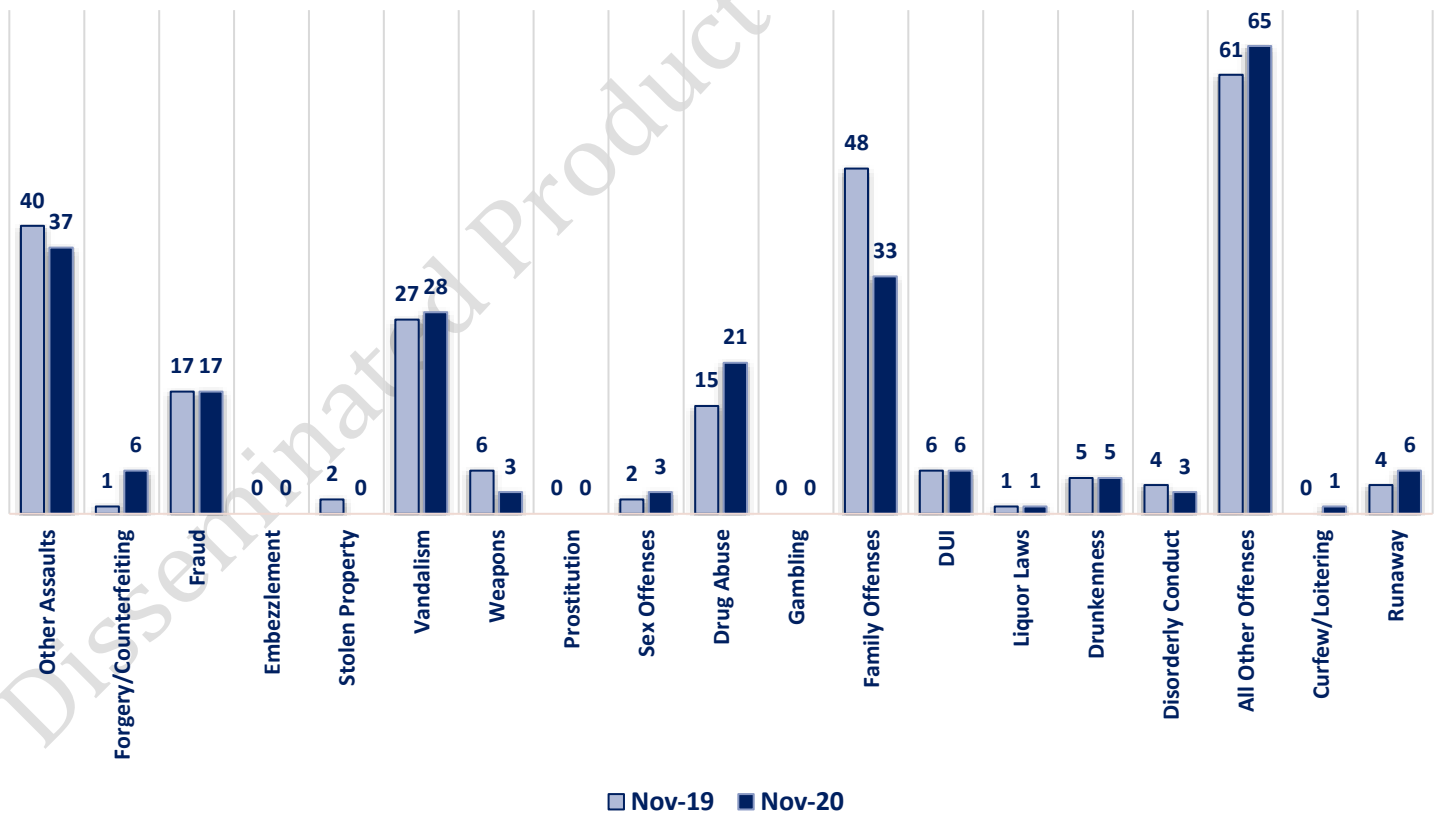
**NOVEMBER 2020- PART I & II OFFENSE PERCENTAGES**



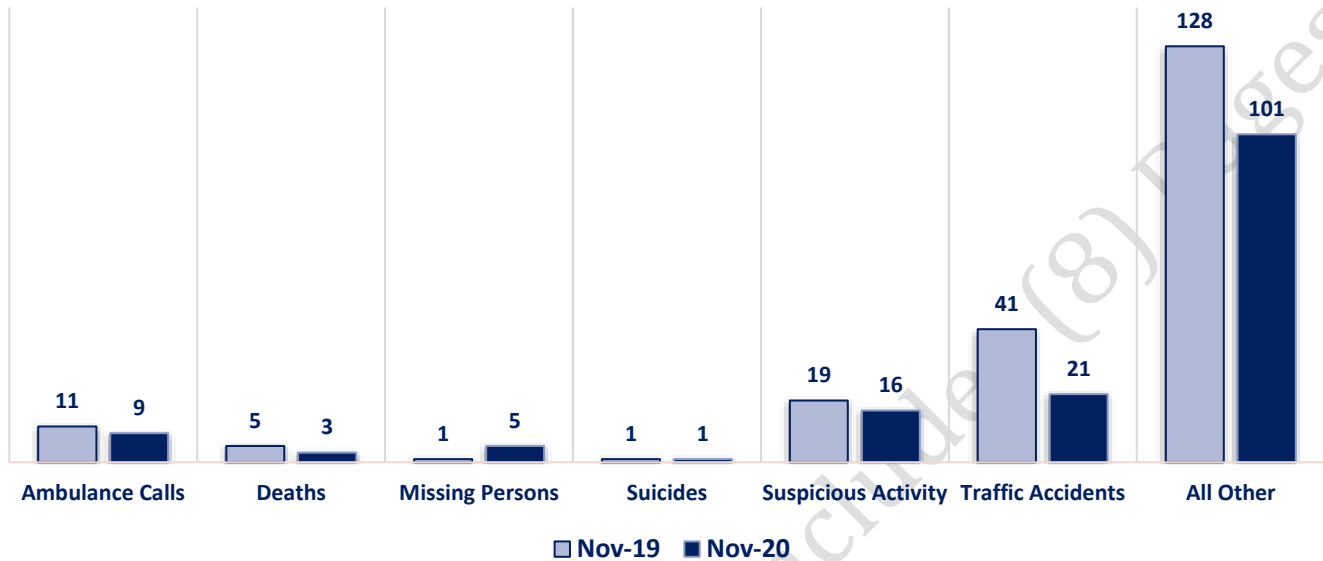
### Part I Offenses



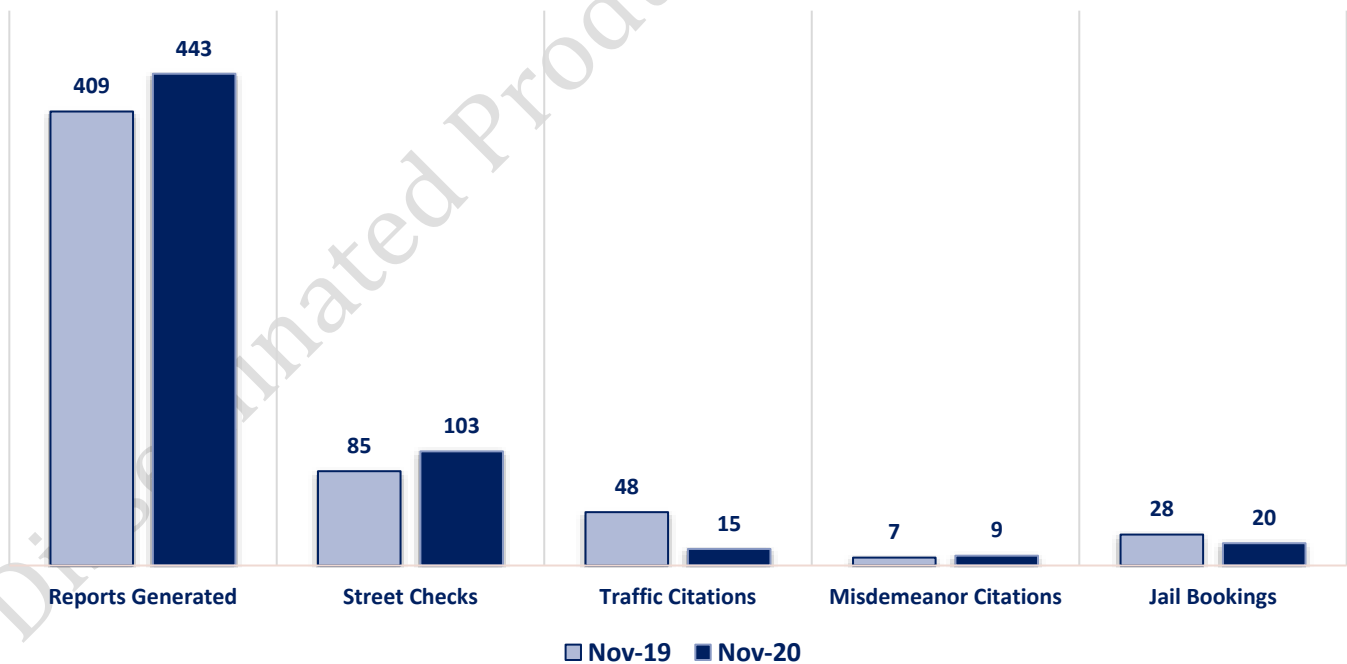
### Part II Offenses



### Non-UCR Offenses



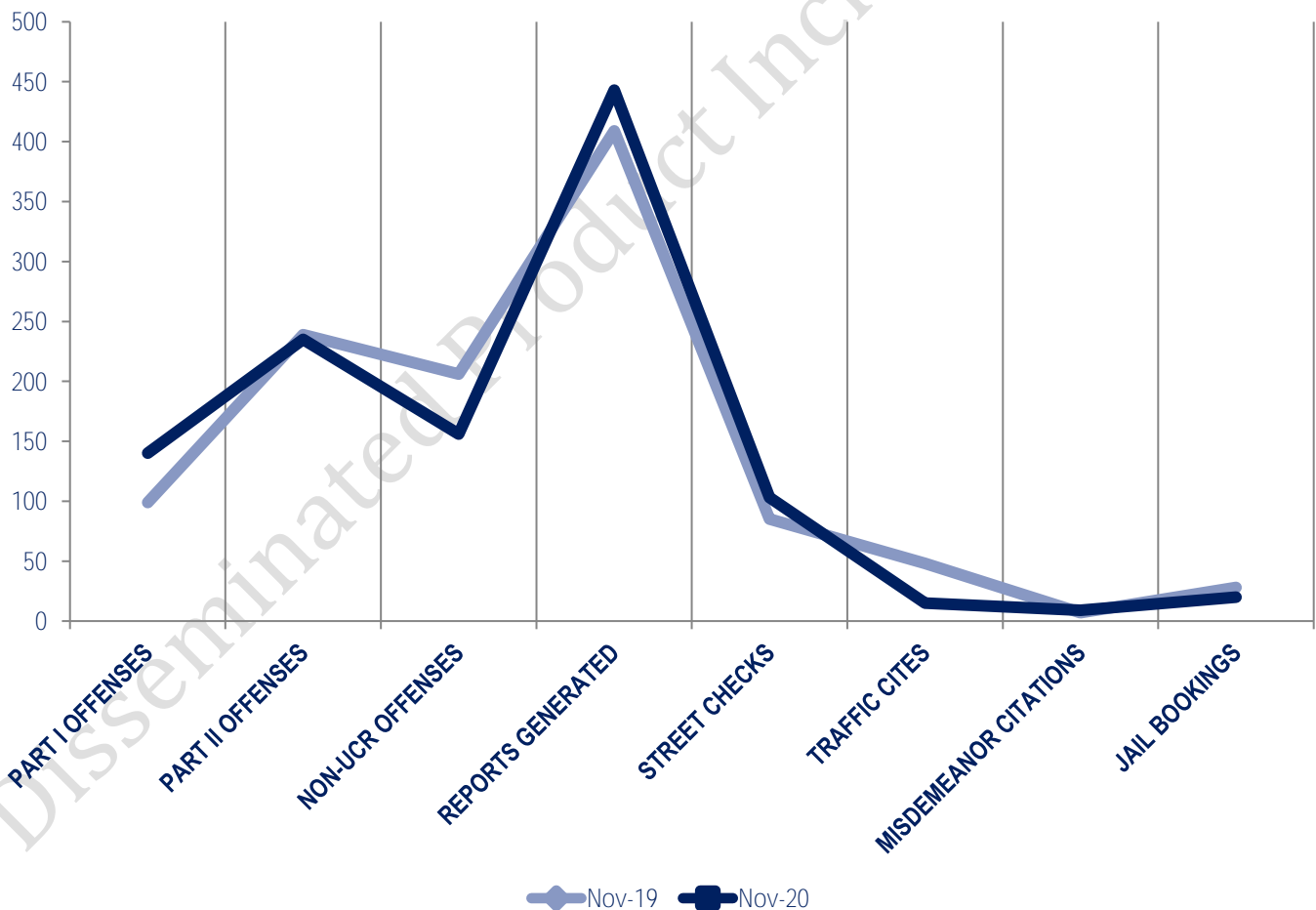
### Other Event Totals





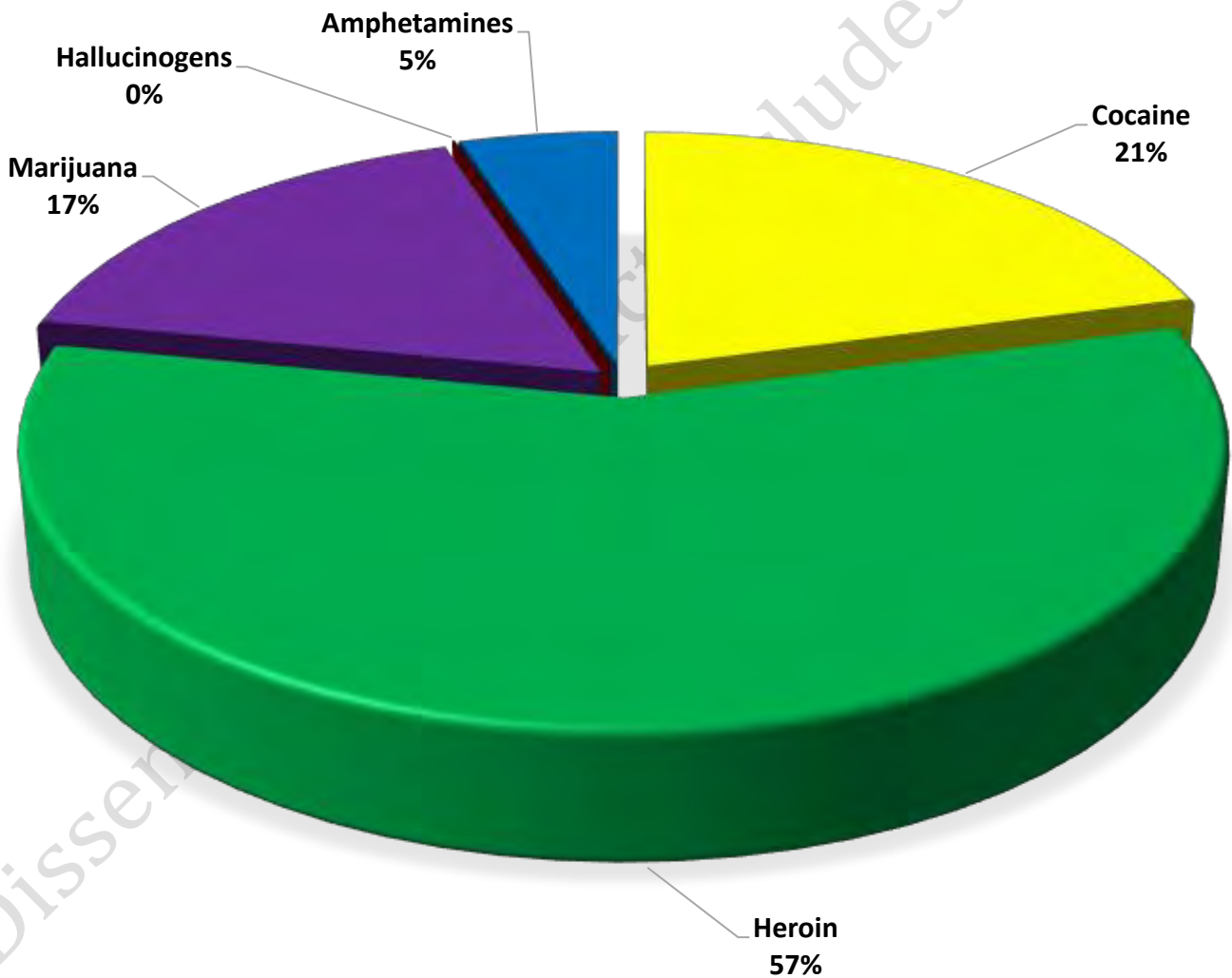
### Combined Offense/Event Trends

	NOV 2019	NOV 2020
<b>Part I Offenses</b>	99	140
<b>Part II Offenses</b>	239	235
<b>NonUCR Offenses</b>	206	156
<b>Reports Generated</b>	409	443
<b>Street Checks</b>	85	103
<b>Traffic Citations</b>	48	15
<b>Misdemeanor Citations</b>	7	9
<b>Jail Bookings</b>	28	20

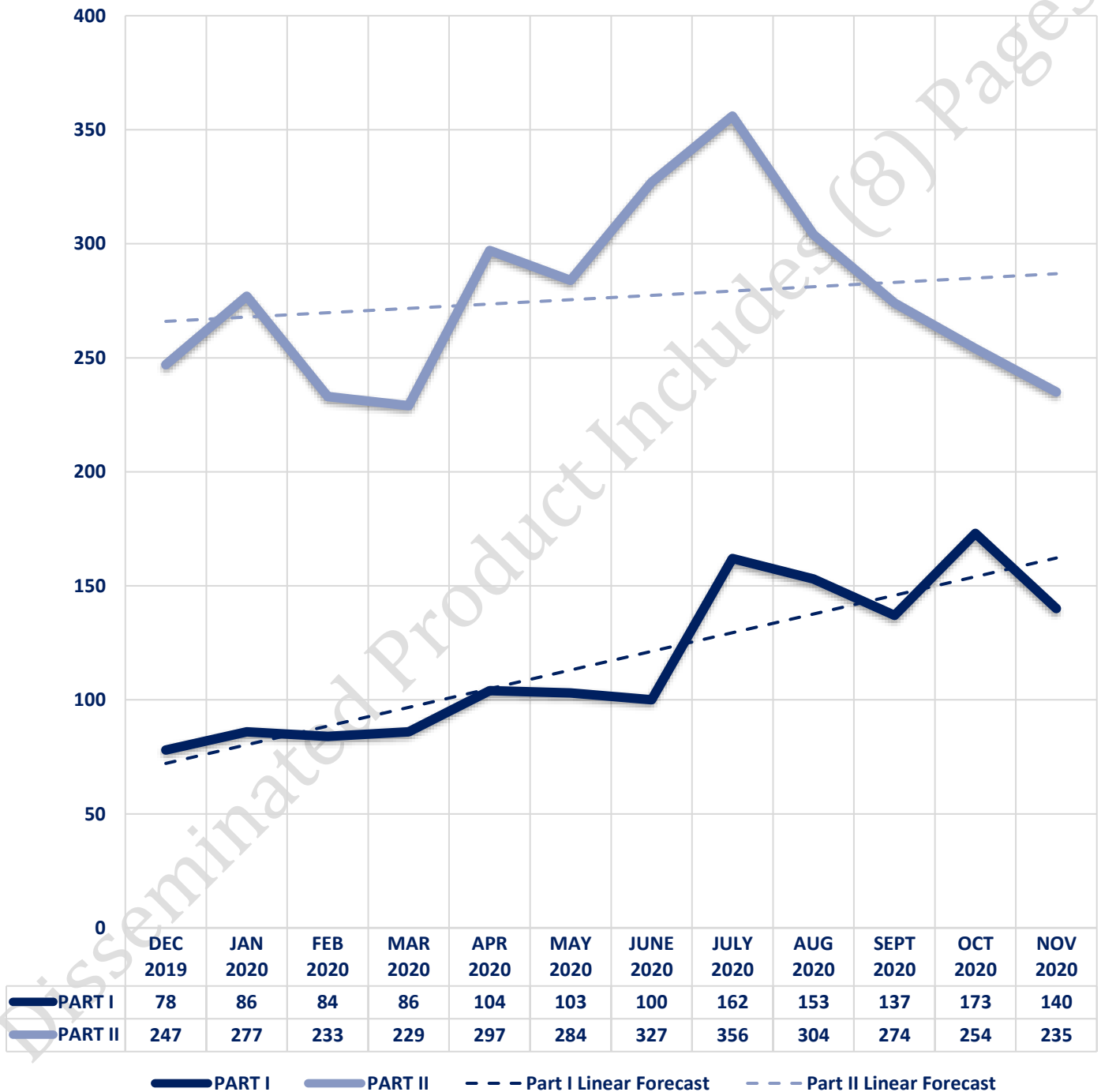


### Seized Drugs

TYPE	DOSES	STREET VALUE
Cocaine	104.0	\$ 1,040.00
Heroin	286.5	\$ 2,864.95
Marijuana	84.5	\$ 506.89
Hallucinogens	0.0	\$ -
Amphetamines	25.0	\$ 250.00
<b>TOTAL</b>	<b>500.0</b>	<b>\$ 4,661.84</b>



### Part I & II Offenses - One Year





## CITY COUNCIL DISTRICT #1 MONTHLY OFFENSE SUMMARY

**December 2020**

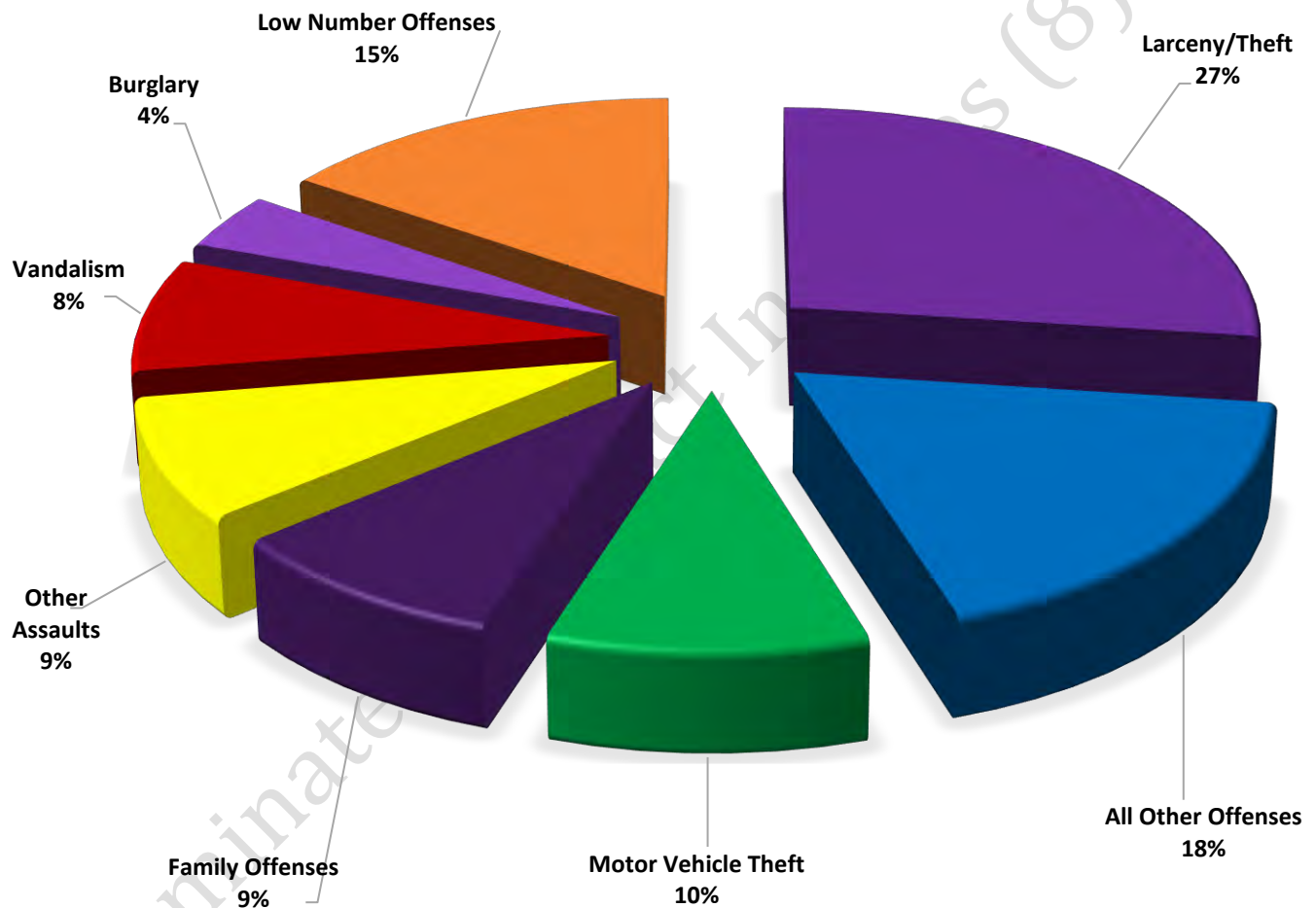
These figures represent preliminary counts of original Police Incident Reports and include all offenses within the above listed City Council District only. Full statistical analysis to determine the confidence level of this data has not been performed. The results contained herein are **approximate in relation to the listed area and may not fully coincide with data shown in other areas of SLCPD's Crime Statistics** page such as Calls for Service, Crimes Trending, and Crime Reports due to and reflective of departmental procedures that were in place at the time the event occurred and the date this data was compiled. Results displayed are not distinguished as attempted or completed crimes, do not include other calls for police service, and only represent police service where a report was made. Police Incident Reports are classified by primary offense categories as defined by the Uniform Crime Reporting (UCR) system, however for this report all offenses are included, and each incident may have more than one offense listed on it. In cases where there is more than one offense listed, all offenses are counted individually. Although every reasonable verification effort is made, the accuracy of any data is subject to the constraints of the report generation process as well as the manner, format, and point in time of any query.

PART I OFFENSES:	Chosen by the FBI as Part I Offenses because they are serious crimes that occur with regularity in all areas of the country and are likely to be reported to Police.
PART II OFFENSES:	All other crimes other than the eight Part I Offenses. The Uniform Crime Reporting Program gathers only arrest data for Part II Offenses, however, SLCPD results displayed in this document display all Part II Offenses, regardless of the presence of arrest data.
ALL OTHER OFFENSES:	<b>Under the Part II Offense section, 'All Other Offenses' include Peeping Tom, Trespass, Kidnap/Abduction, Pornography, Extortion/Blackmail, Bribery, Warrants, Sexual Offenses, Obstruction, Public Peace, and Hit &amp; Run.</b>
NON-UCR OFFENSES:	Non-UCR Offenses include reports for all other offenses not classified as a Part I or Part II Offense. Results displayed separate some of these offenses such as Ambulance Calls, Deaths, Missing Persons, Suicides, Suspicious Activity, and Traffic Accidents.
ALL OTHER NON-UCR:	<b>Under the Non-UCR category, 'All Other' include the remainder of offenses not classified as Part I or Part II and not separated from the Non-UCR Offenses. These include things such as Loud Parties, Barking Dogs, Mentally Ill Subjects, Citizen Assistance, etc.</b>
LOW NUMBER OFFENSES:	<b>On page two, in the interest of space and allowing for easier viewing, the category titled 'Low Number Offenses' include Part I and Part II Offenses from page one that have totals under the amount of 18.</b>

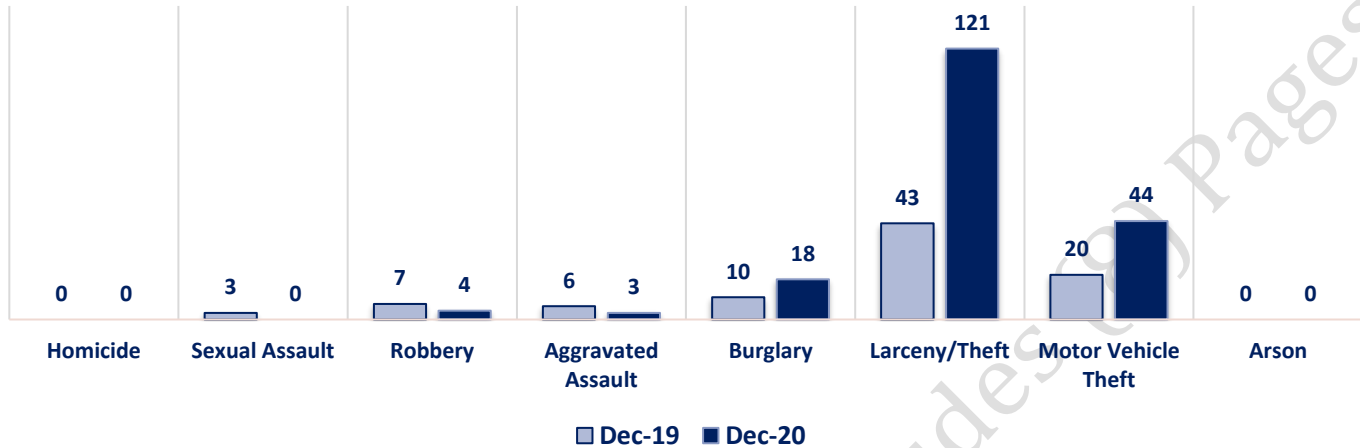
## Offenses

PART I OFFENSES		OFFENSE		DEC 19	DEC 20	PART II OFFENSES			
		VIOLENT							
		PROPERTY							
		Homicide	0	0	Other Assaults			38	38
		Sexual Assault	3	0	Forgery/Counterfeit			3	2
		Robbery	7	4	Fraud			13	11
		Aggravated Assault	6	3	Embezzlement			0	0
		Burglary	10	18	Stolen Property			3	5
		Larceny/Theft	43	121	Vandalism			27	36
		Motor Vehicle Theft	20	44	Weapons			11	5
Arson	0	0	Prostitution	0	0				
PART I TOTALS		89	190	Sex Offenses	3	0			
NON-UCR OFFENSES		Ambulance Calls	15	16	Drug Abuse	20	18		
		Deaths	3	5	Gambling	0	0		
		Missing Persons	5	4	Family Offenses	37	40		
		Suicides	1	0	DUI	3	3		
		Suspicious Activity	11	21	Liquor Laws	0	0		
		Traffic Accidents	31	16	Drunkenness	6	4		
		All Other	123	115	Disorderly Conduct	3	3		
		NON-UCR TOTALS	189	177	All Other Offenses	86	81		
TOTALS		PART I OFFENSES	89	190	Curfew/Loitering	0	0		
		PART II OFFENSES	259	257	Runaway	6	11		
		NON-UCR OFFENSES	189	177	PART II TOTALS	259	257		
		TOTAL	537	624					

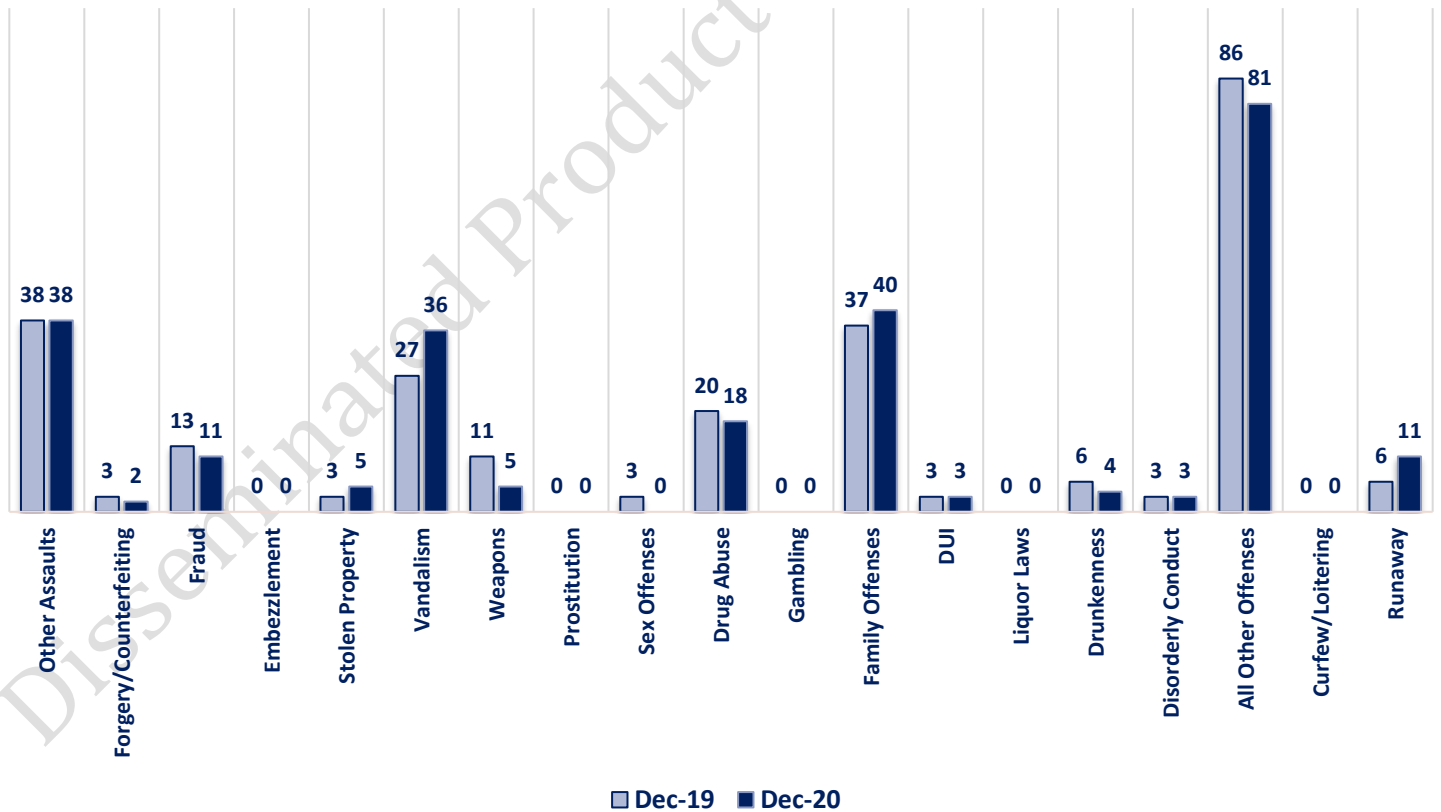
**DECEMBER 2020- PART I & II OFFENSE PERCENTAGES**



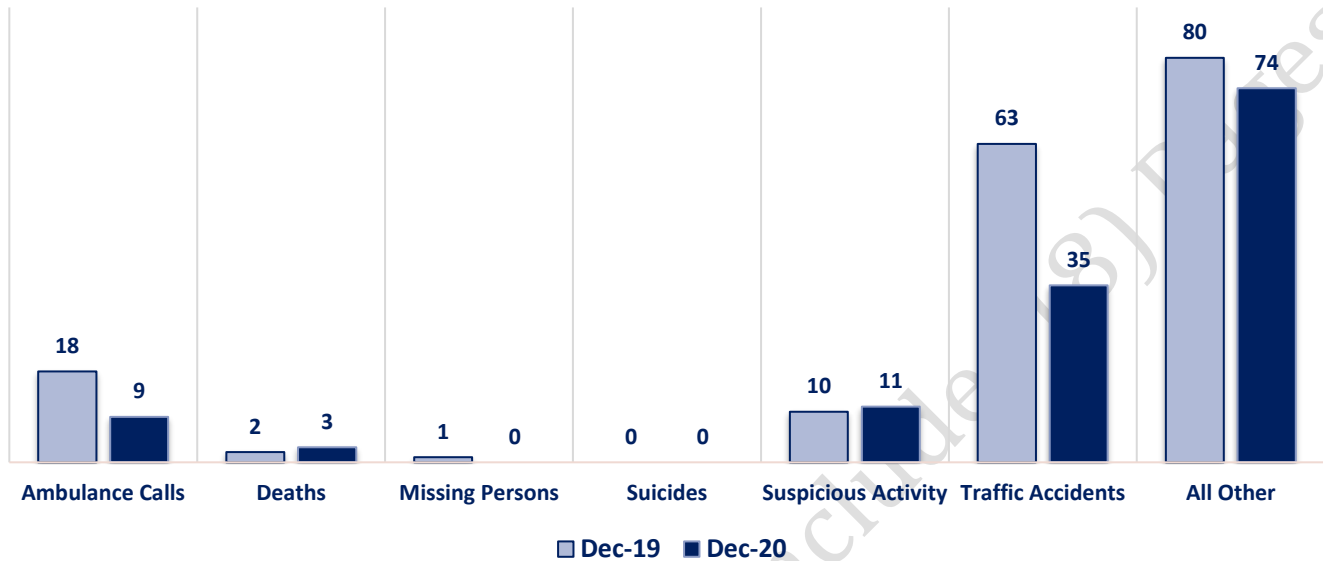
### Part I Offenses



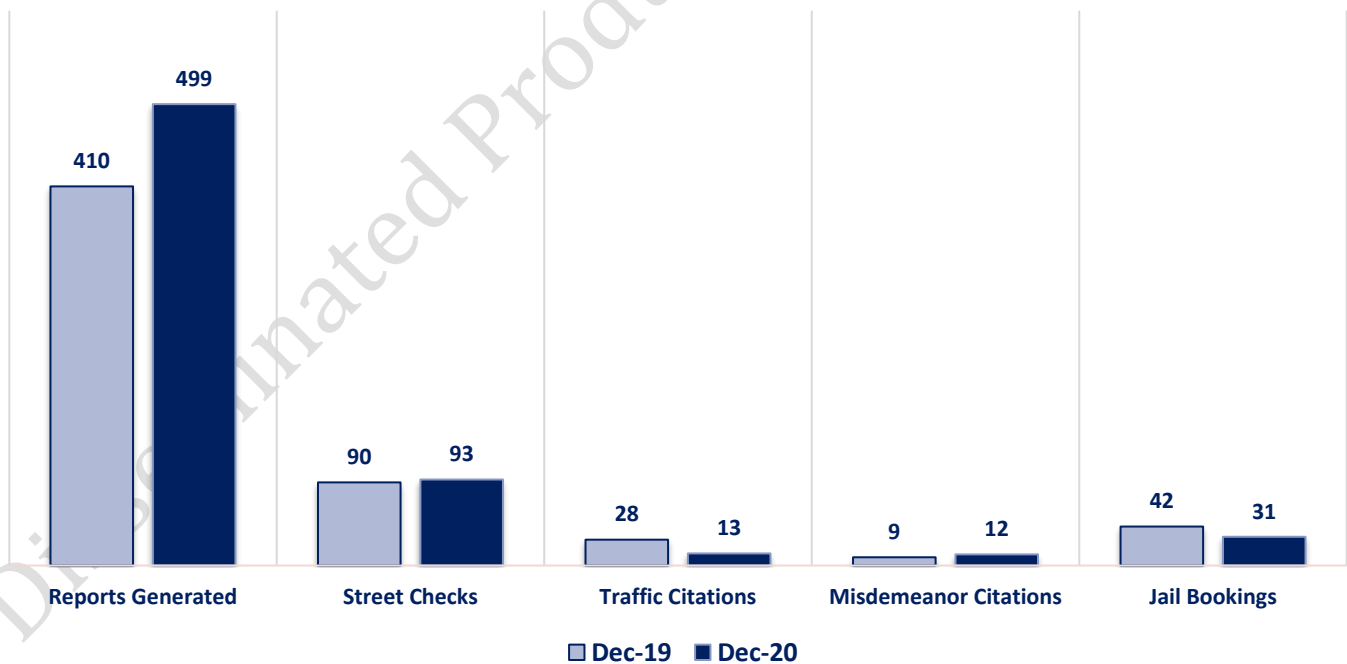
### Part II Offenses



### Non-UCR Offenses



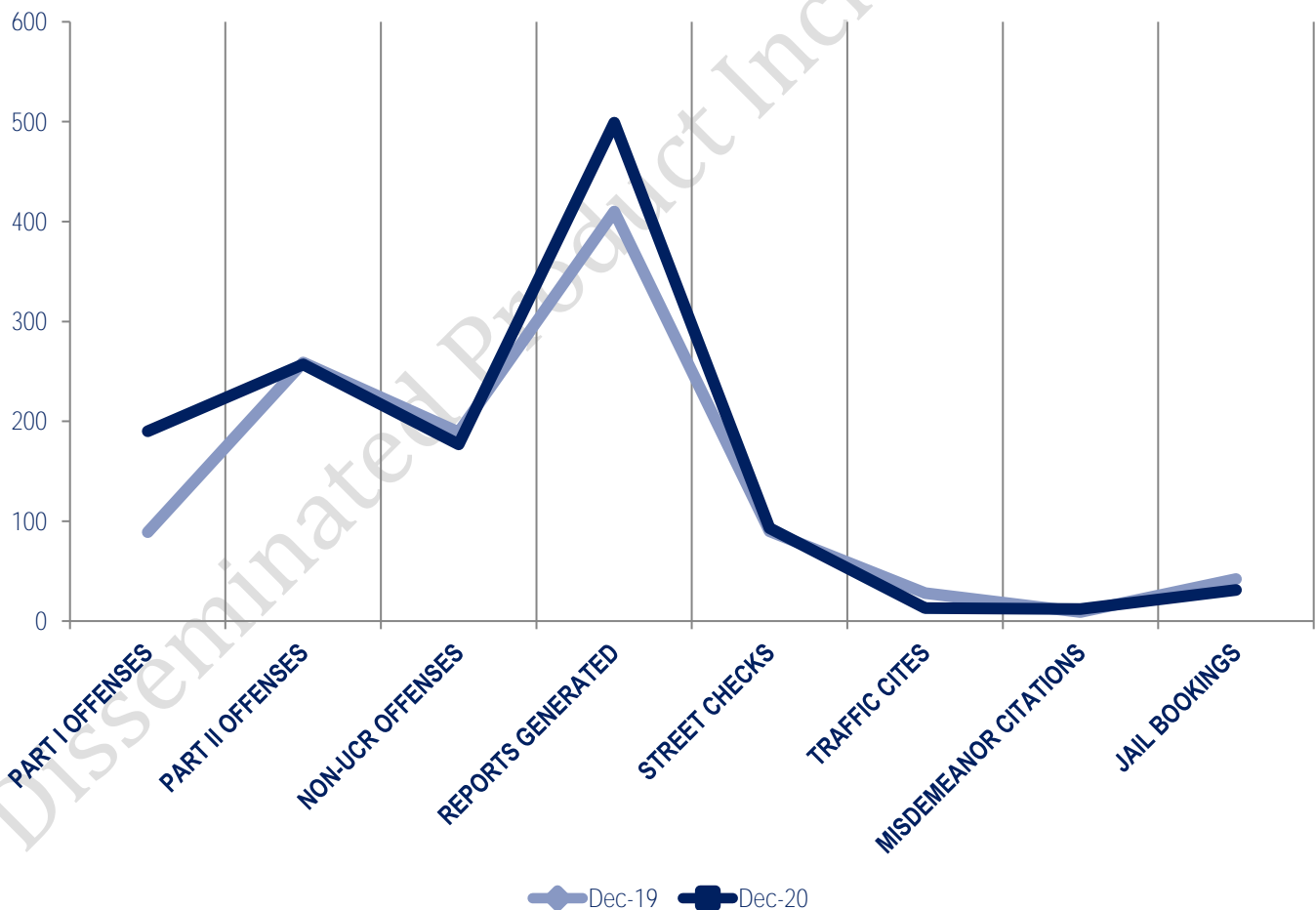
### Other Event Totals





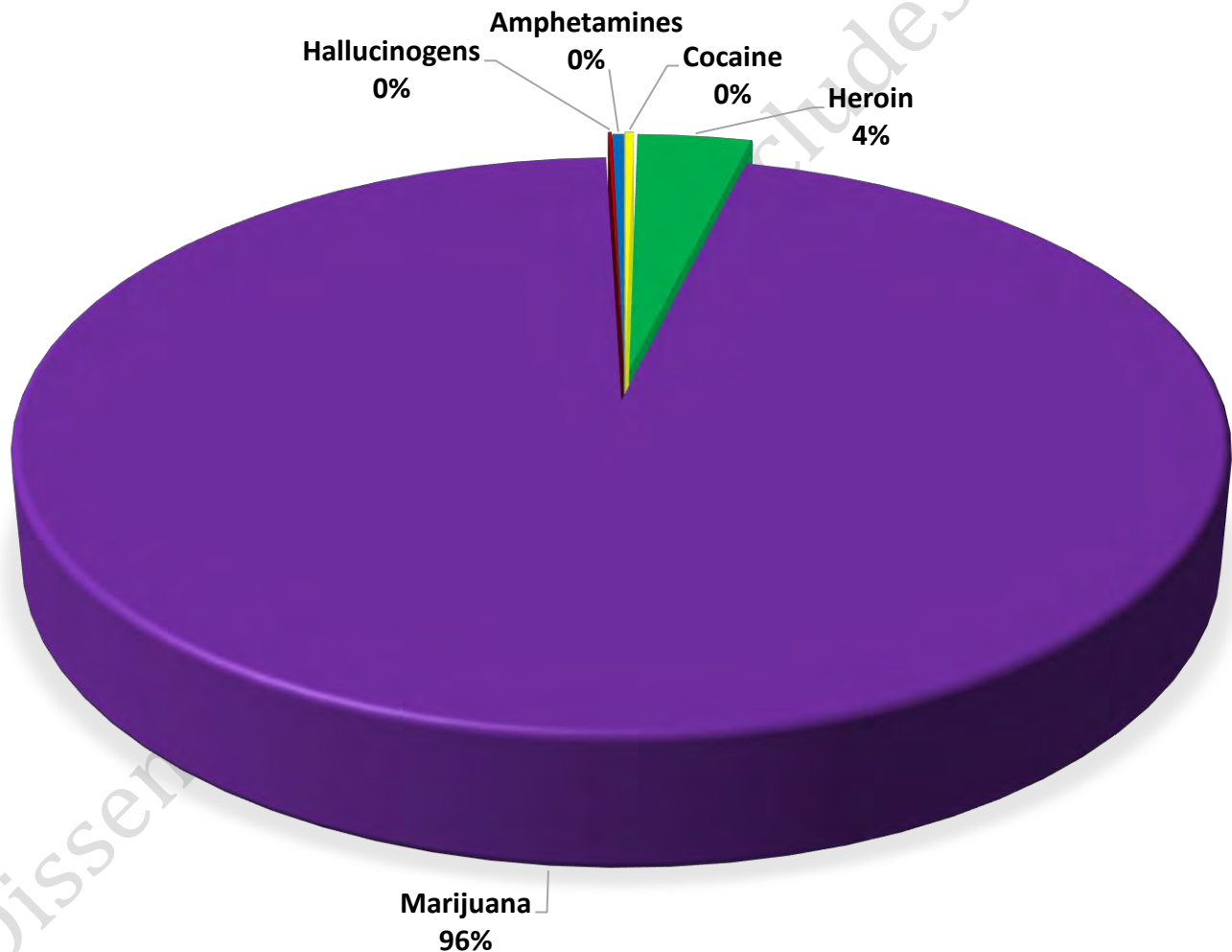
### Combined Offense/Event Trends

	DEC 2019	DEC 2020
<b>Part I Offenses</b>	89	190
<b>Part II Offenses</b>	259	257
<b>NonUCR Offenses</b>	189	177
<b>Reports Generated</b>	410	499
<b>Street Checks</b>	90	93
<b>Traffic Citations</b>	28	13
<b>Misdemeanor Citations</b>	9	12
<b>Jail Bookings</b>	42	31



## Seized Drugs

TYPE	DOSES	STREET VALUE
Cocaine	125.0	\$ 1,250.00
Heroin	1627.5	\$ 16,275.00
Marijuana	43657.9	\$ 261,947.55
Hallucinogens	50.1	\$ 100.18
Amphetamines	172.0	\$ 1,720.00
<b>TOTAL</b>	<b>45632.5</b>	<b>\$ 281,292.72</b>



### Part I & II Offenses - One Year

