



CITY COUNCIL DISTRICT #2

MONTHLY OFFENSE SUMMARY

JANUARY 2020

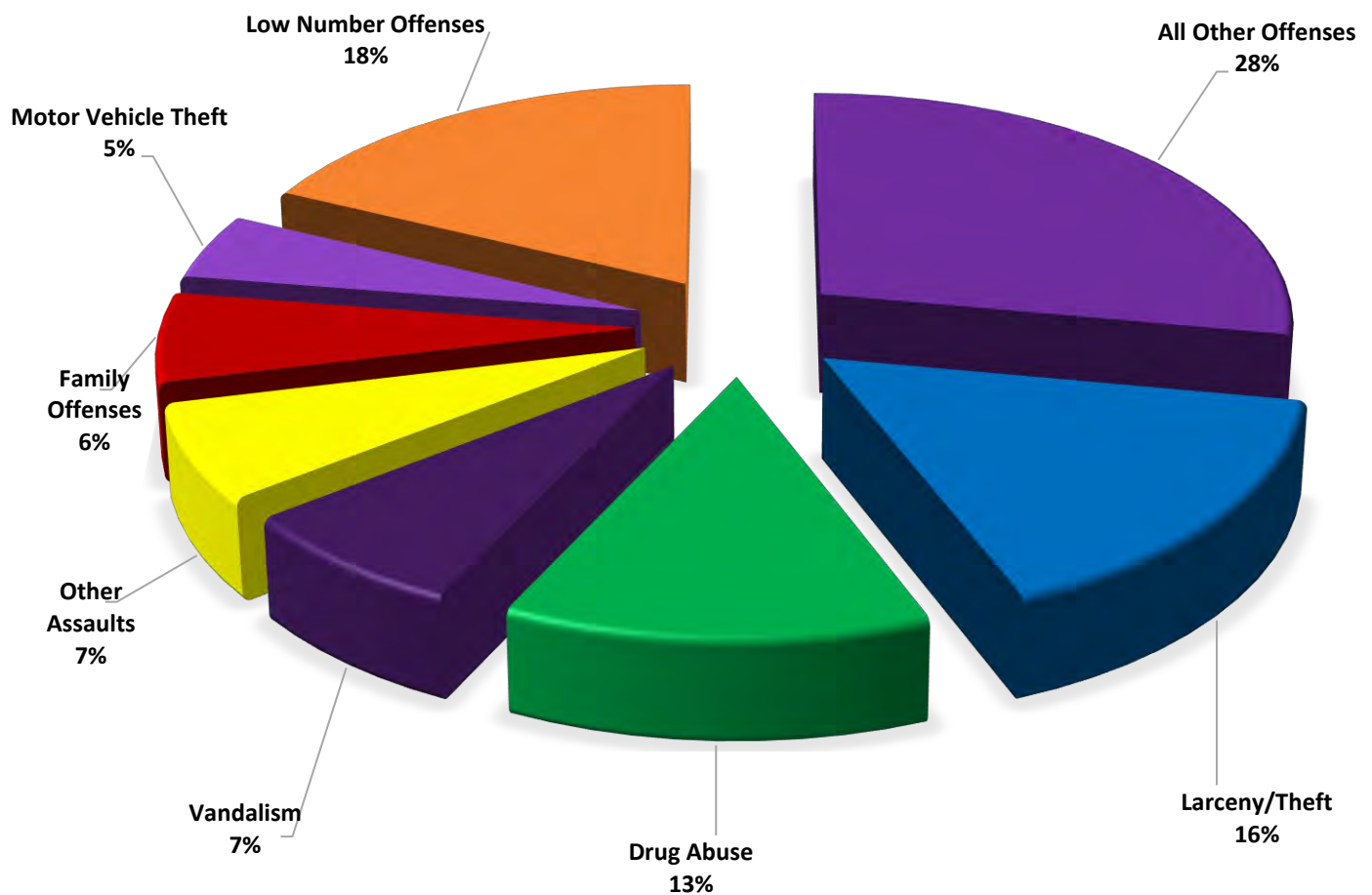
These figures represent preliminary counts of original Police Incident Reports and include all offenses within the above listed City Council District only. Full statistical analysis to determine the confidence level of this data has not been performed. The results contained herein are **approximate in relation to the listed area and may not fully coincide with data shown in other areas of SLCPD's Crime Statistics** page such as Calls for Service, Crimes Trending, and Crime Reports due to and reflective of departmental procedures that were in place at the time the event occurred and the date this data was compiled. Results displayed are not distinguished as attempted or completed crimes, do not include other calls for police service, and only represent police service where a report was made. Police Incident Reports are classified by primary offense categories as defined by the Uniform Crime Reporting (UCR) system, however for this report all offenses are included, and each incident may have more than one offense listed on it. In cases where there is more than one offense listed, all offenses are counted individually. Although every reasonable verification effort is made, the accuracy of any data is subject to the constraints of the report generation process as well as the manner, format, and point in time of any query.

PART I OFFENSES:	Chosen by the FBI as Part I Offenses because they are serious crimes that occur with regularity in all areas of the country and are likely to be reported to Police.
PART II OFFENSES:	All other crimes other than the eight Part I Offenses. The Uniform Crime Reporting Program gathers only arrest data for Part II Offenses, however, SLCPD results displayed in this document display all Part II Offenses, regardless of the presence of arrest data.
ALL OTHER OFFENSES:	Under the Part II Offense section, 'All Other Offenses' include Peeping Tom, Trespass, Kidnap/Abduction, Pornography, Extortion/Blackmail, Bribery, Warrants, Sexual Offenses, Obstruction, Public Peace, and Hit & Run.
NON-UCR OFFENSES:	Non-UCR Offenses include reports for all other offenses not classified as a Part I or Part II Offense. Results displayed separate some of these offenses such as Ambulance Calls, Deaths, Missing Persons, Suicides, Suspicious Activity, and Traffic Accidents.
ALL OTHER NON-UCR:	Under the Non-UCR category, 'All Other' include the remainder of offenses not classified as Part I or Part II and not separated from the Non-UCR Offenses. These include things such as Loud Parties, Barking Dogs, Mentally Ill Subjects, Citizen Assistance, etc.
LOW NUMBER OFFENSES:	On page two, in the interest of space and allowing for easier viewing, the category titled 'Low Number Offenses' include Part I and Part II Offenses from page one that have totals under the amount of 27.

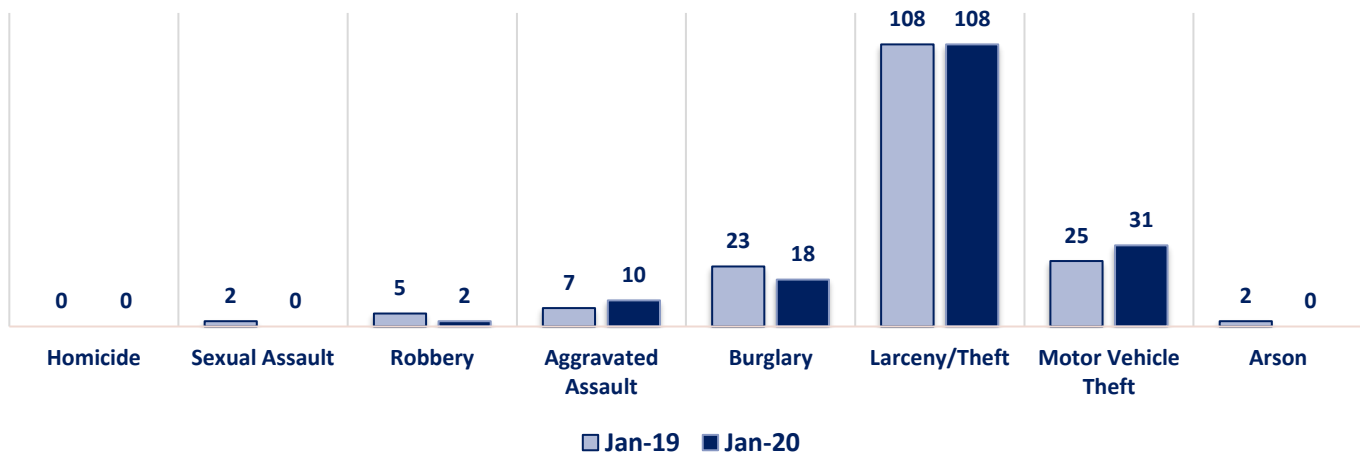
Offenses

PART I OFFENSES VIOLENT PROPERTY		OFFENSE	JAN 19	JAN 20	PART II OFFENSES		
		Homicide	0	0			
		Sexual Assault	2	0			
		Robbery	5	2			
		Aggravated Assault	7	10			
		Burglary	23	18			
		Larceny/Theft	108	108			
		Motor Vehicle Theft	25	31			
		Arson	2	0			
		PART I TOTALS	172	169			
NON-UCR OFFENSES		Ambulance Calls	21	26	Drug Abuse	52	87
		Deaths	4	2	Gambling	0	0
		Missing Persons	9	7	Family Offenses	38	42
		Suicides	0	0	DUI	15	12
		Suspicious Activity	19	18	Liquor Laws	5	2
		Traffic Accidents	89	69	Drunkenness	9	9
		All Other	204	246	Disorderly Conduct	9	3
		NON-UCR TOTALS	346	368	All Other Offenses	144	186
TOTALS		PART I OFFENSES	172	169	Curfew/Loitering	0	0
		PART II OFFENSES	413	498	Runaway	12	7
		NON-UCR OFFENSES	346	368	PART II TOTALS	413	498
		TOTAL	931	1035			

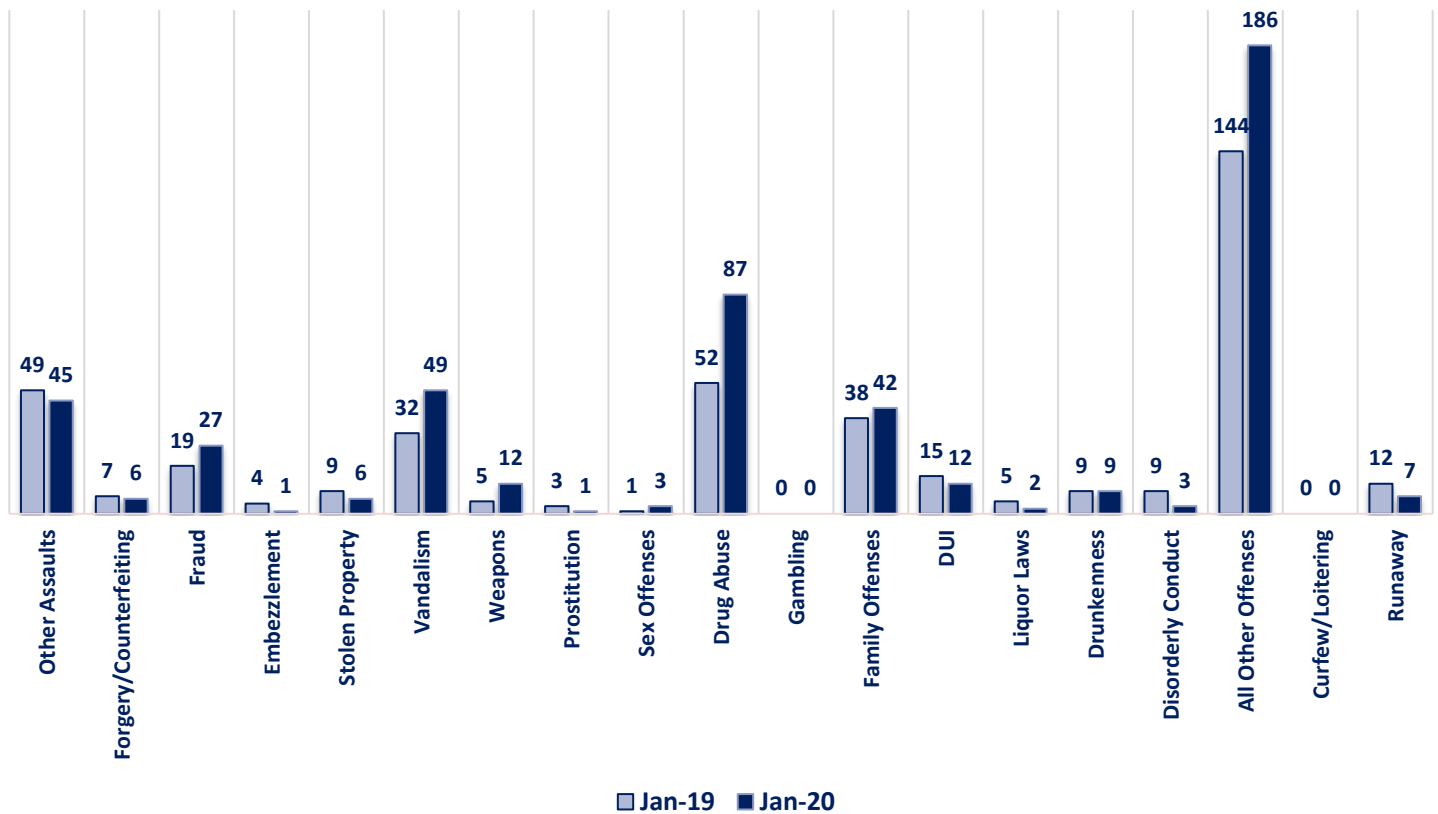
JANUARY 2020- PART I & II OFFENSE PERCENTAGES



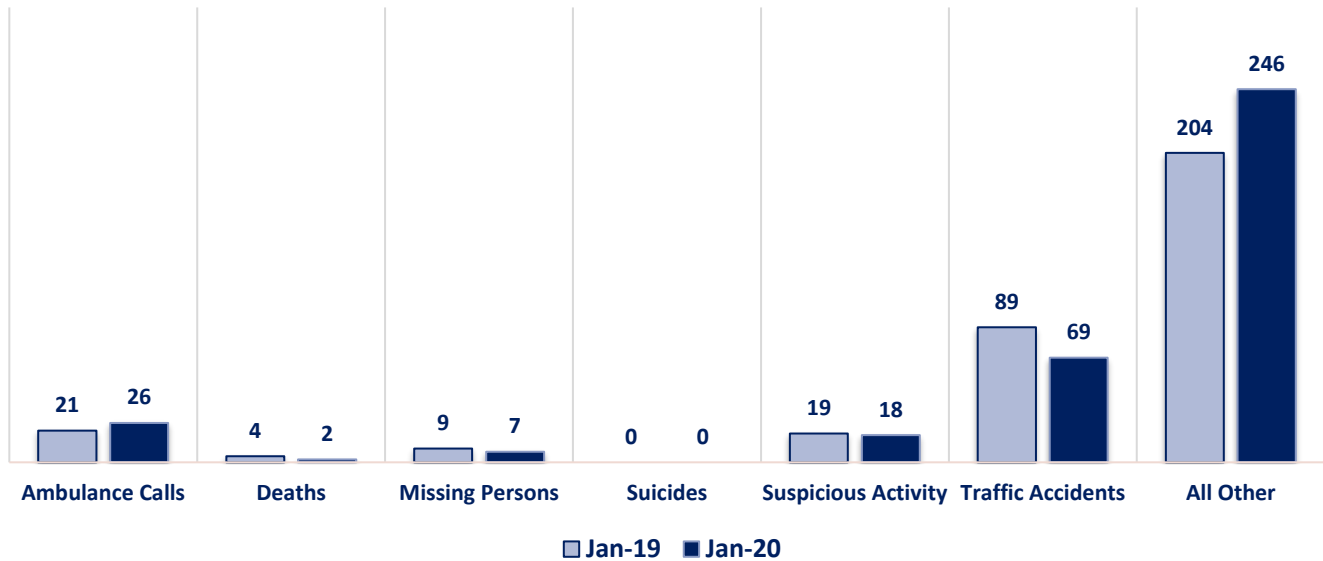
Part I Offenses



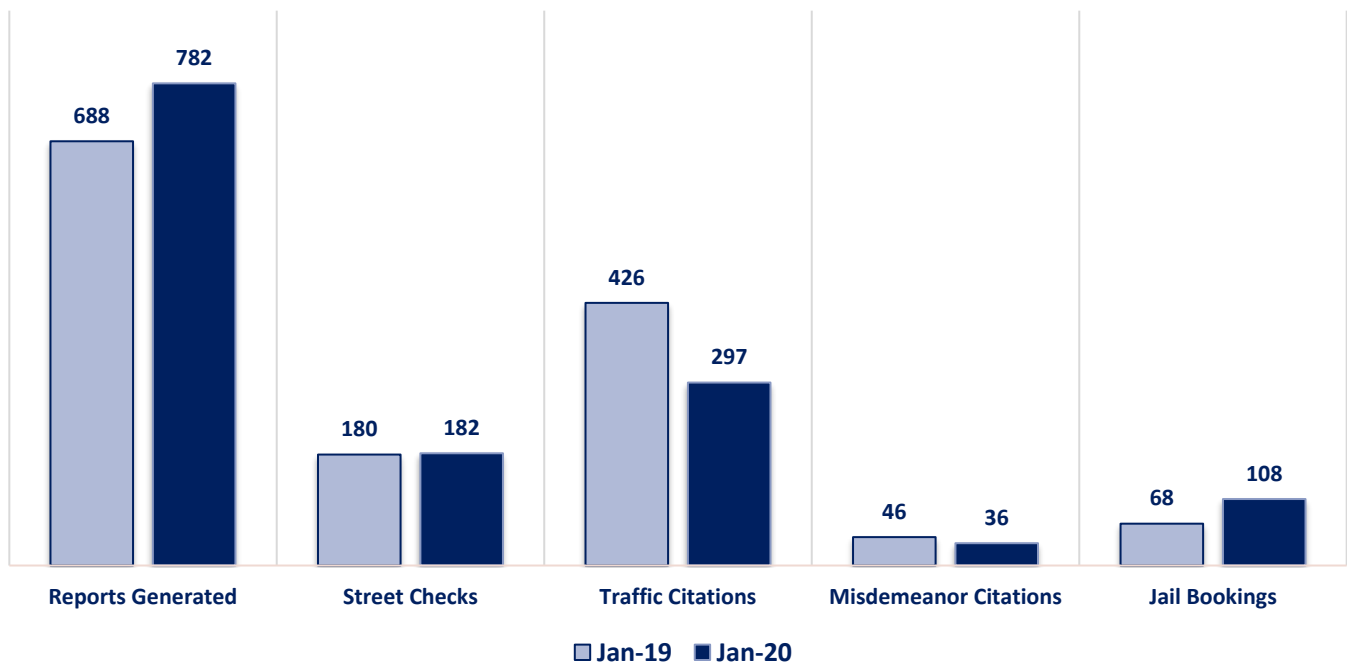
Part II Offenses



Non-UCR Offenses

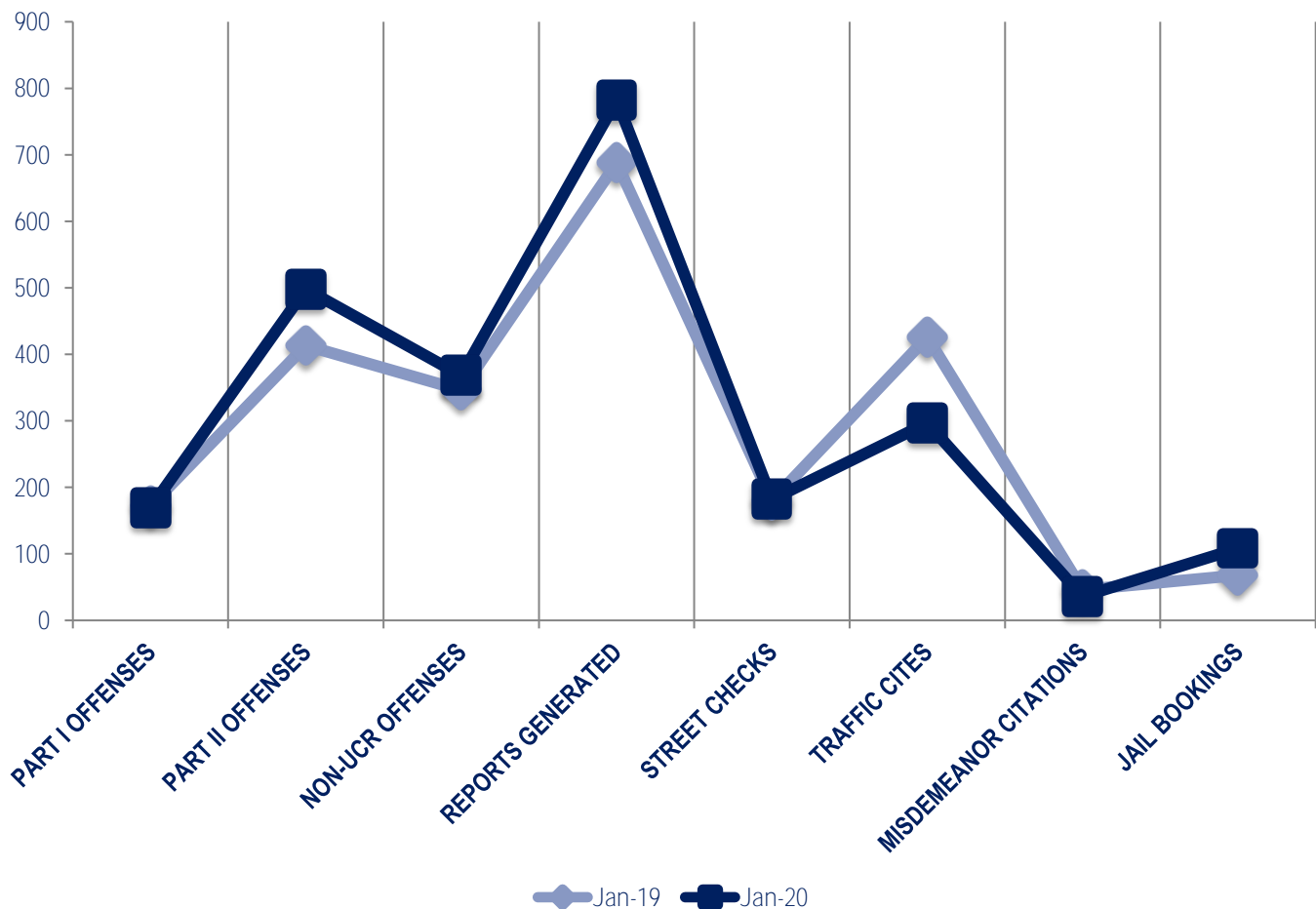


Other Event Totals



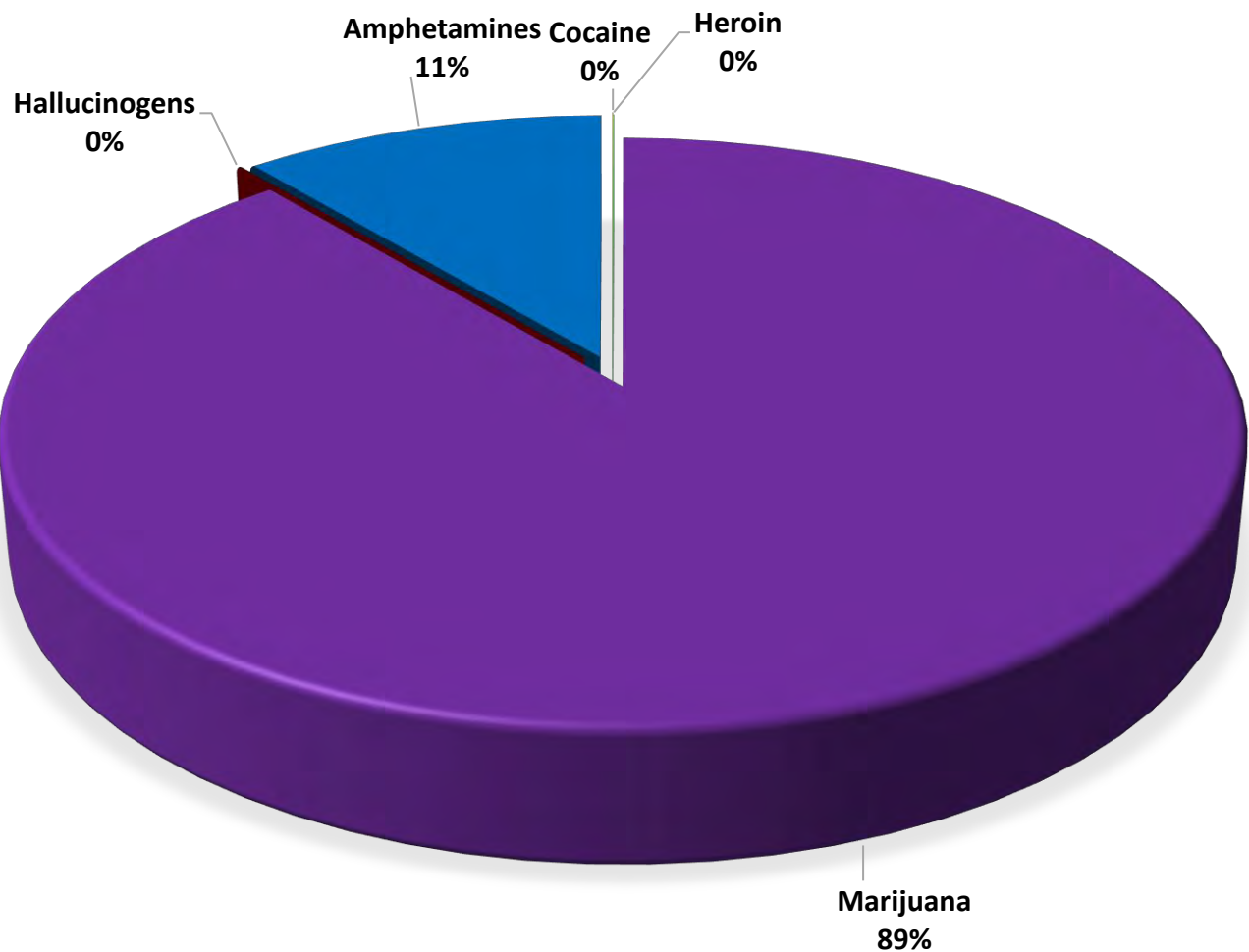
Combined Offense/Event Trends

	JAN 2019	JAN 2020
Part I Offenses	172	169
Part II Offenses	413	498
NonUCR Offenses	346	368
Reports Generated	688	782
Street Checks	180	182
Traffic Citations	426	297
Misdemeanor Citations	46	36
Jail Bookings	68	108

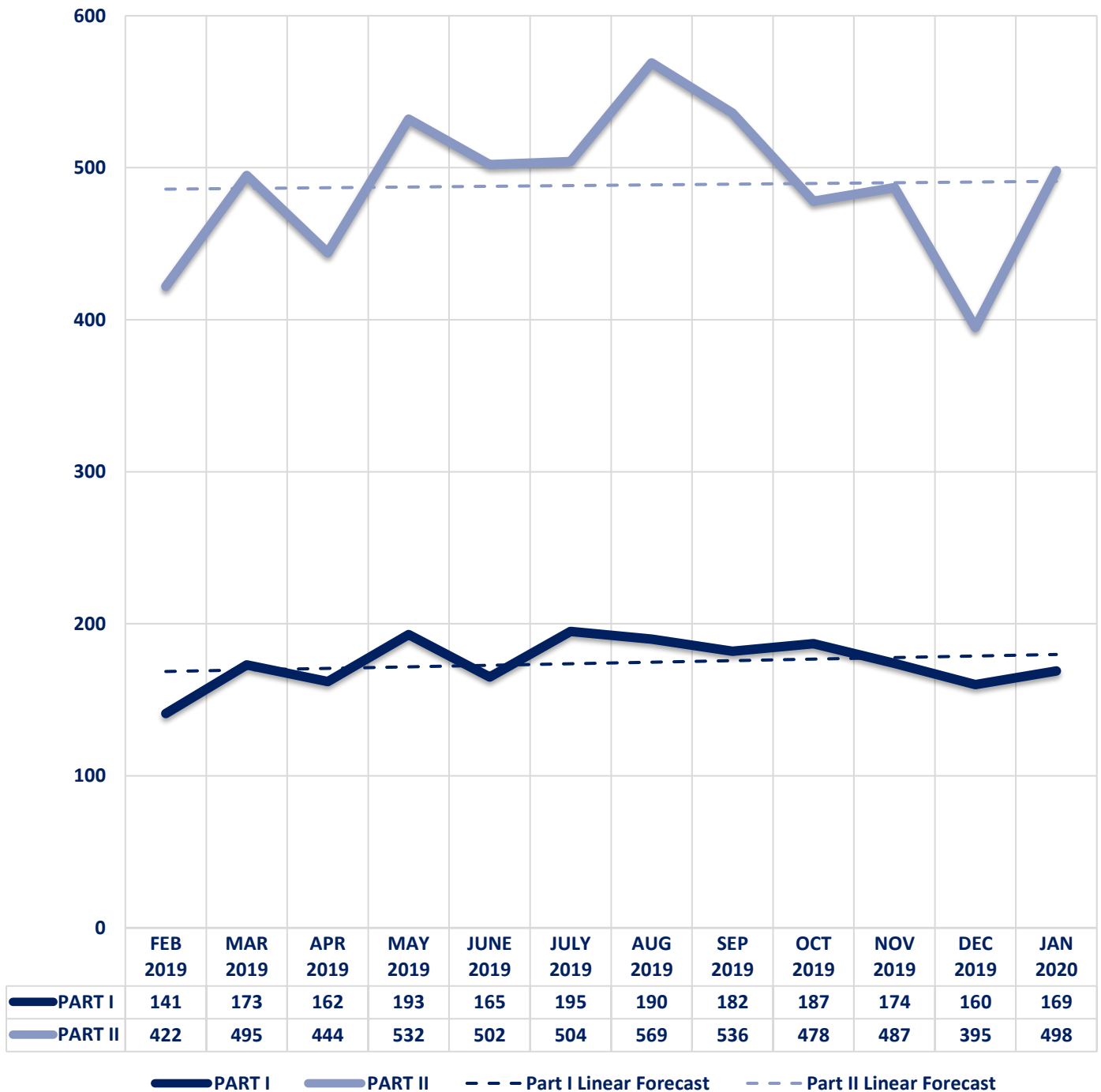


Seized Drugs

TYPE	DOSES	STREET VALUE
Cocaine	128.0	\$ 1,280.00
Heroin	137.9	\$ 1,379.00
Marijuana	434883.7	\$ 2,609,302.01
Hallucinogens	1.4	\$ 2.82
Amphetamines	54280.0	\$ 542,800.00
TOTAL	489431.0	\$ 3,154,763.84



Part I & II Offenses - One Year





CITY COUNCIL DISTRICT #2

MONTHLY OFFENSE SUMMARY

February 2020

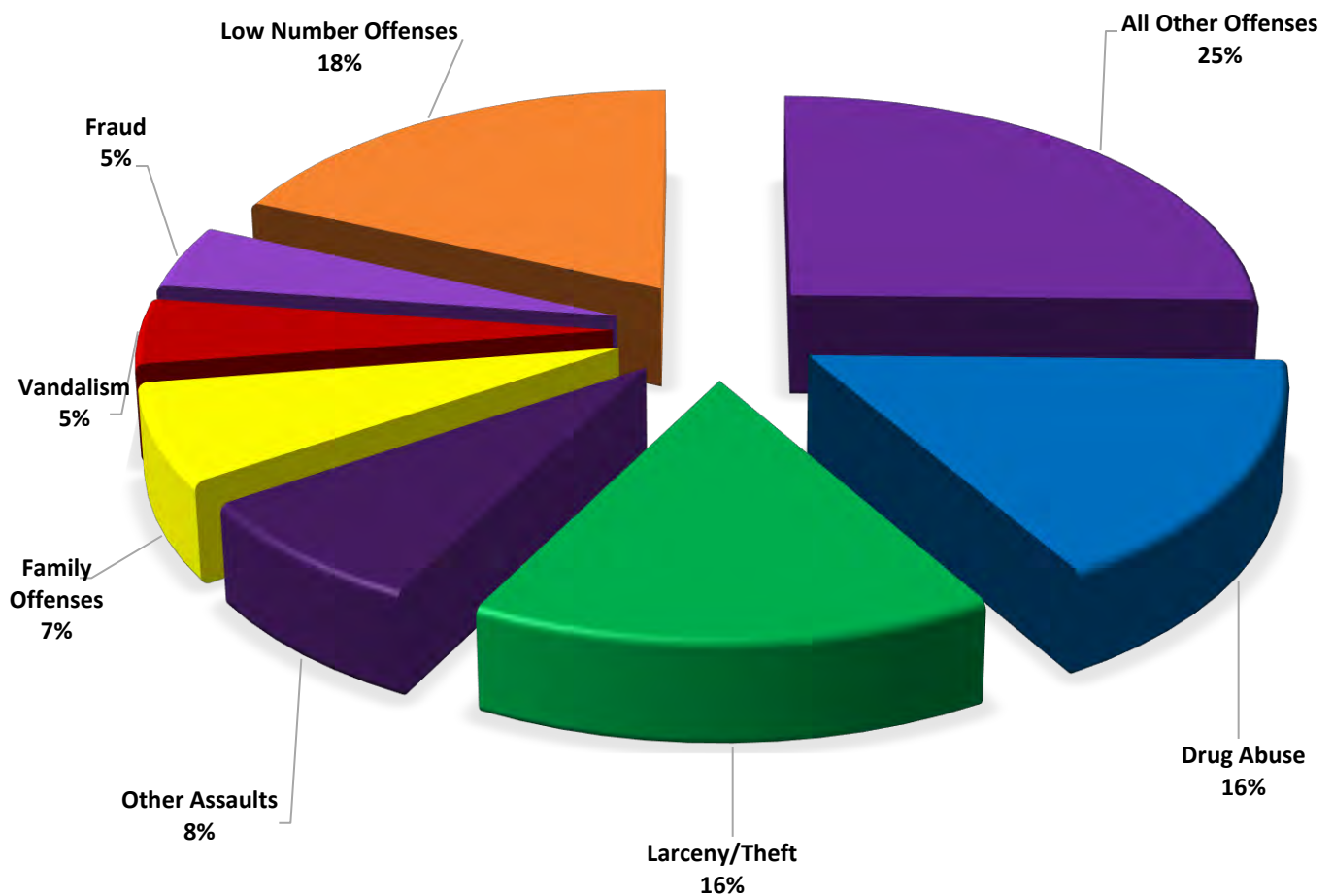
These figures represent preliminary counts of original Police Incident Reports and include all offenses within the above listed City Council District only. Full statistical analysis to determine the confidence level of this data has not been performed. The results contained herein are **approximate in relation to the listed area and may not fully coincide with data shown in other areas of SLCPD's Crime Statistics** page such as Calls for Service, Crimes Trending, and Crime Reports due to and reflective of departmental procedures that were in place at the time the event occurred and the date this data was compiled. Results displayed are not distinguished as attempted or completed crimes, do not include other calls for police service, and only represent police service where a report was made. Police Incident Reports are classified by primary offense categories as defined by the Uniform Crime Reporting (UCR) system, however for this report all offenses are included, and each incident may have more than one offense listed on it. In cases where there is more than one offense listed, all offenses are counted individually. Although every reasonable verification effort is made, the accuracy of any data is subject to the constraints of the report generation process as well as the manner, format, and point in time of any query.

PART I OFFENSES:	Chosen by the FBI as Part I Offenses because they are serious crimes that occur with regularity in all areas of the country and are likely to be reported to Police.
PART II OFFENSES:	All other crimes other than the eight Part I Offenses. The Uniform Crime Reporting Program gathers only arrest data for Part II Offenses, however, SLCPD results displayed in this document display all Part II Offenses, regardless of the presence of arrest data.
ALL OTHER OFFENSES:	Under the Part II Offense section, 'All Other Offenses' include Peeping Tom, Trespass, Kidnap/Abduction, Pornography, Extortion/Blackmail, Bribery, Warrants, Sexual Offenses, Obstruction, Public Peace, and Hit & Run.
NON-UCR OFFENSES:	Non-UCR Offenses include reports for all other offenses not classified as a Part I or Part II Offense. Results displayed separate some of these offenses such as Ambulance Calls, Deaths, Missing Persons, Suicides, Suspicious Activity, and Traffic Accidents.
ALL OTHER NON-UCR:	Under the Non-UCR category, 'All Other' include the remainder of offenses not classified as Part I or Part II and not separated from the Non-UCR Offenses. These include things such as Loud Parties, Barking Dogs, Mentally Ill Subjects, Citizen Assistance, etc.
LOW NUMBER OFFENSES:	On page two, in the interest of space and allowing for easier viewing, the category titled 'Low Number Offenses' include Part I and Part II Offenses from page one that have totals under the amount of 27.

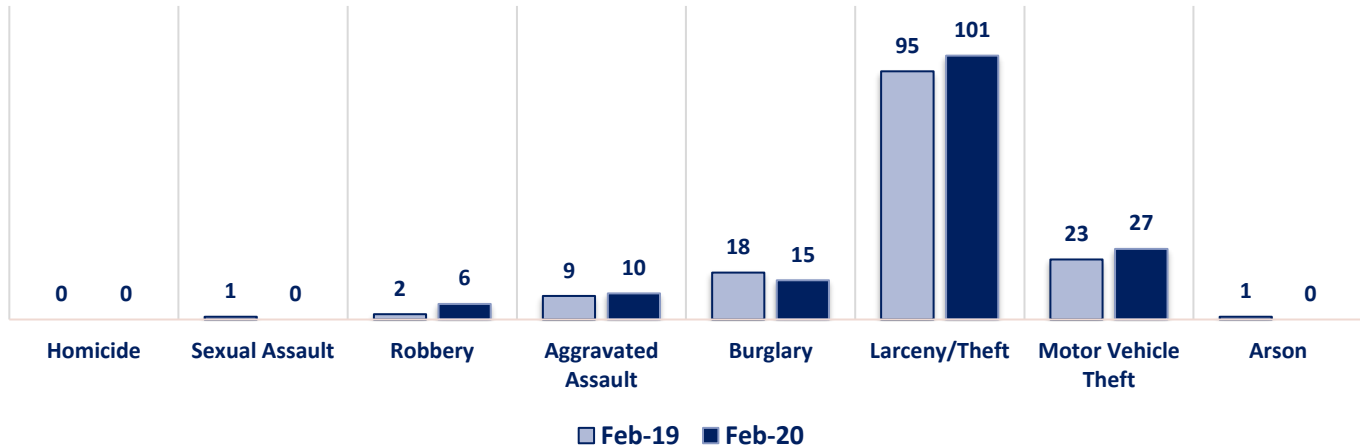
Offenses

	OFFENSE	FEB 19	FEB 20	OFFENSE	FEB 19	FEB 20	
PART I OFFENSES	VIOLENT	Homicide	0	0	Other Assaults	46	50
		Sexual Assault	1	0	Forgery/Counterfeit	9	8
		Robbery	2	6	Fraud	23	28
		Aggravated Assault	9	10	Embezzlement	1	0
	PROPERTY	Burglary	18	15	Stolen Property	6	8
		Larceny/Theft	95	101	Vandalism	54	29
		Motor Vehicle Theft	23	27	Weapons	4	8
		Arson	1	0	Prostitution	3	0
		PART I TOTALS	149	159	Sex Offenses	5	1
NON-UCR OFFENSES		Ambulance Calls	15	18	Drug Abuse	63	102
		Deaths	11	4	Gambling	0	1
		Missing Persons	4	8	Family Offenses	35	44
		Suicides	0	0	DUI	12	13
		Suspicious Activity	17	15	Liquor Laws	1	3
		Traffic Accidents	79	62	Drunkenness	9	6
		All Other	189	197	Disorderly Conduct	6	5
		NON-UCR TOTALS	315	304	All Other Offenses	146	159
		PART I OFFENSES	149	159	Curfew/Loitering	0	0
TOTALS		PART II OFFENSES	429	469	Runaway	6	4
		NON-UCR OFFENSES	315	304	PART II TOTALS	429	469
		TOTAL	893	932			

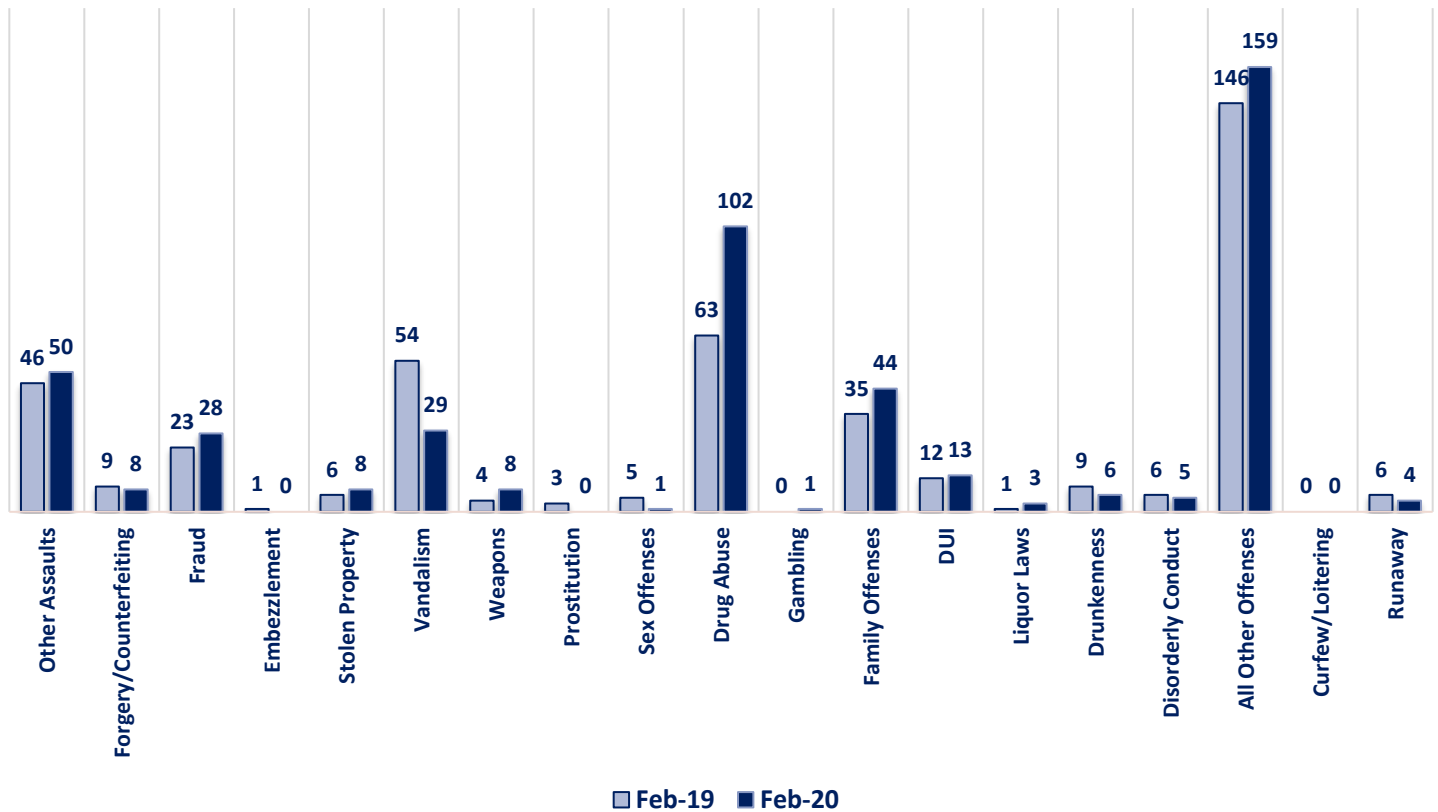
FEBRUARY 2020- PART I & II OFFENSE PERCENTAGES



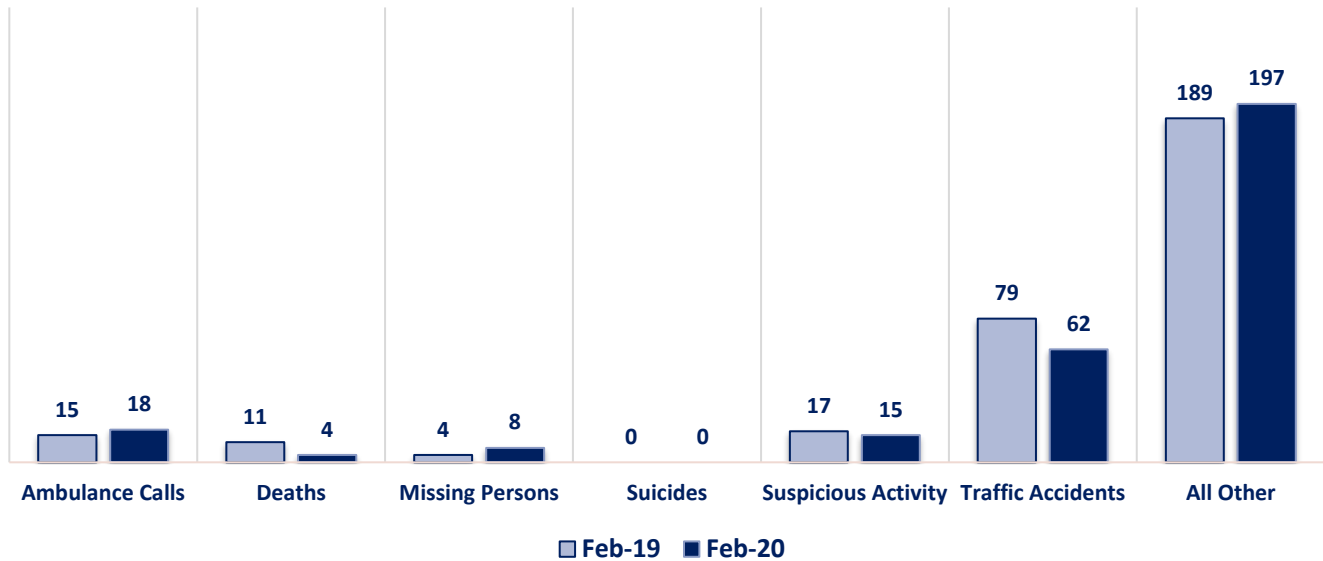
Part I Offenses



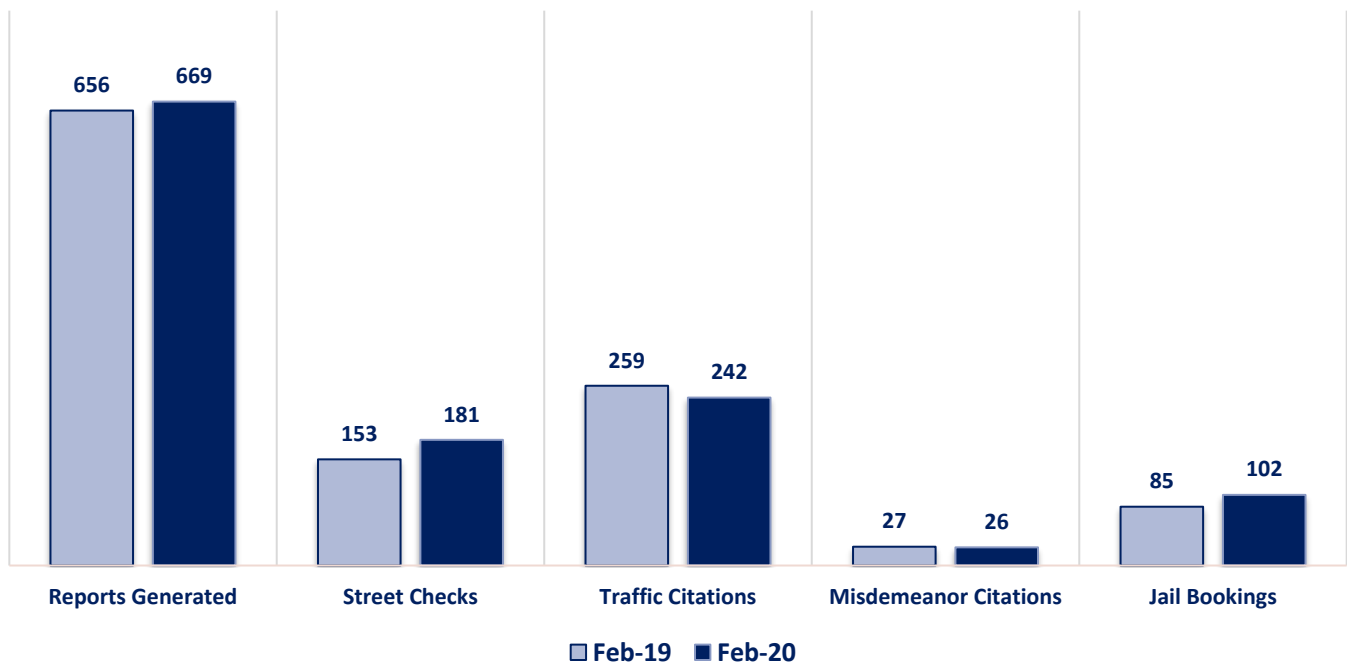
Part II Offenses



Non-UCR Offenses

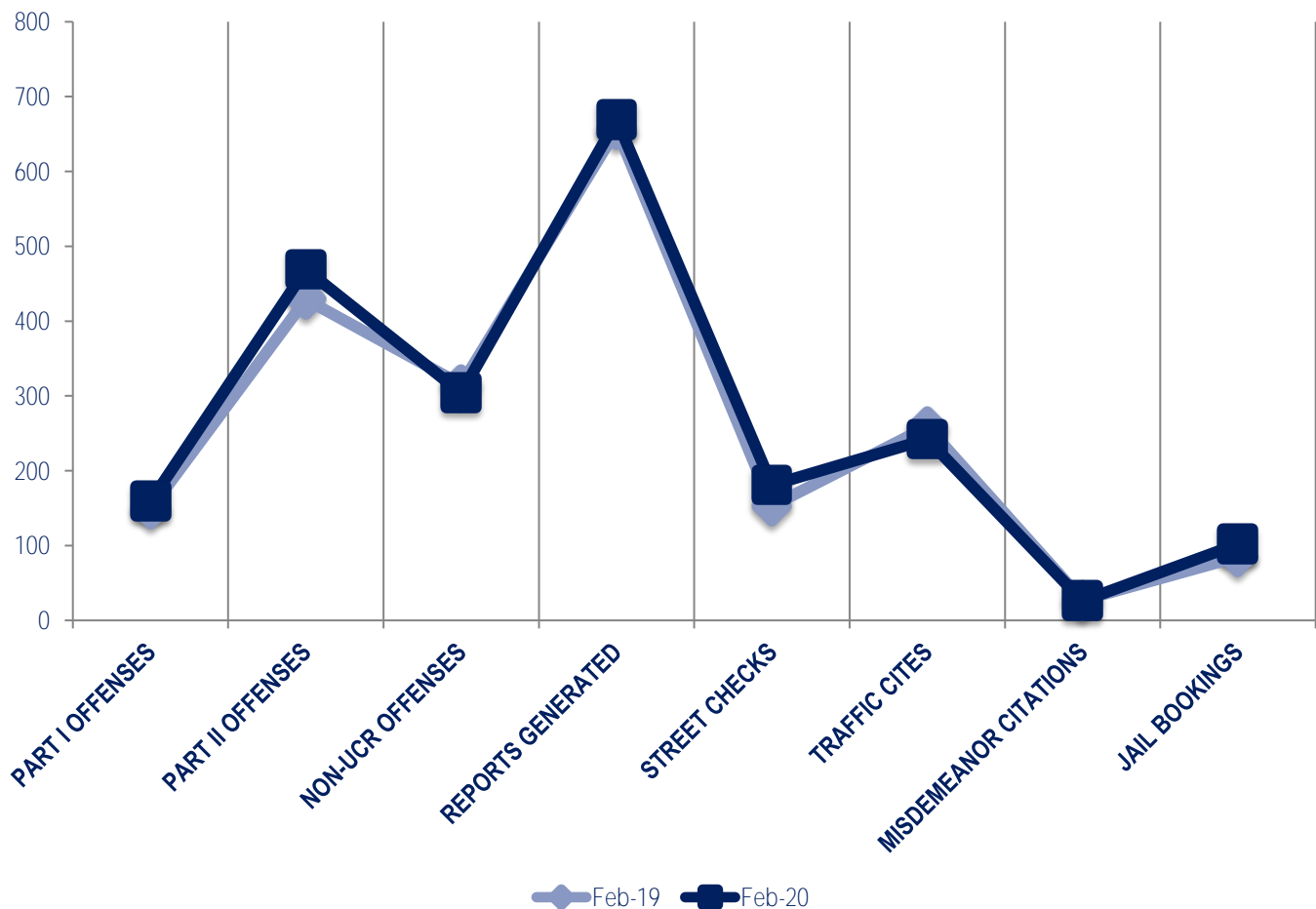


Other Event Totals



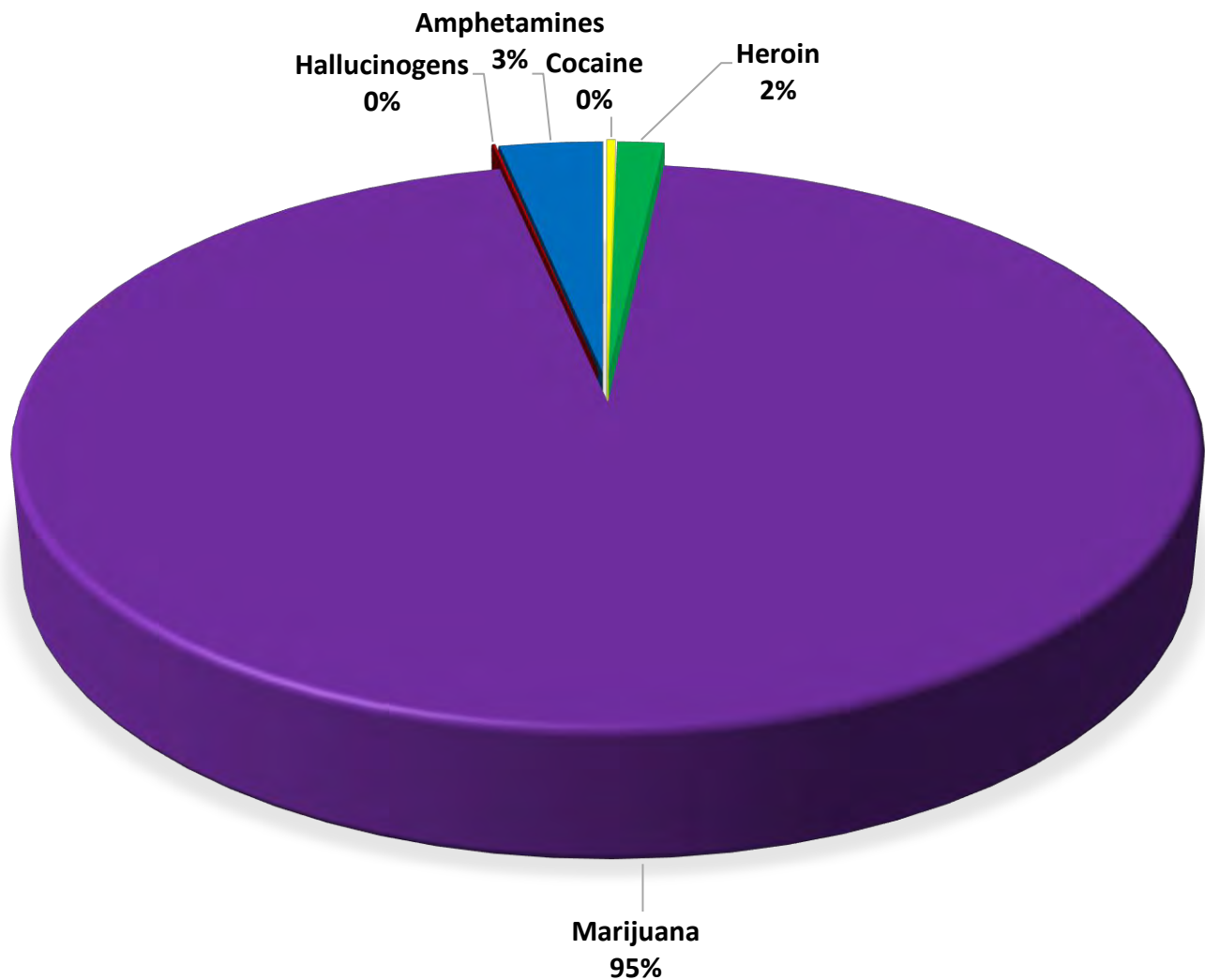
Combined Offense/Event Trends

	FEB 2019	FEB 2020
Part I Offenses	149	159
Part II Offenses	429	469
NonUCR Offenses	315	304
Reports Generated	656	669
Street Checks	153	181
Traffic Citations	259	242
Misdemeanor Citations	27	26
Jail Bookings	85	102

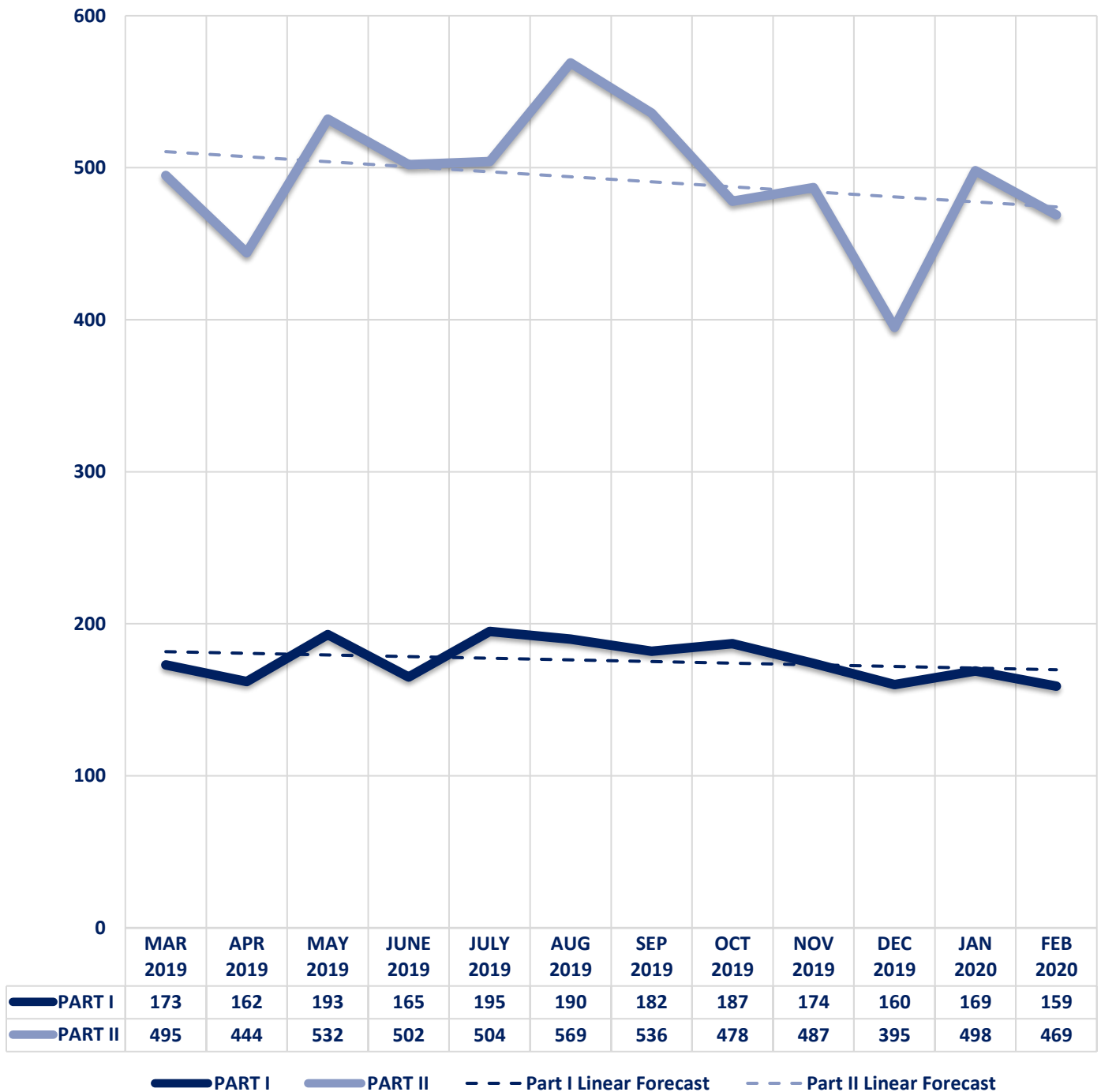


Seized Drugs

TYPE	DOSES	STREET VALUE
Cocaine	81.0	\$ 810.00
Heroin	425.6	\$ 4,255.50
Marijuana	27029.7	\$ 162,178.06
Hallucinogens	24.9	\$ 49.86
Amphetamines	944.0	\$ 9,440.00
TOTAL	28505.2	\$ 176,733.41



Part I & II Offenses - One Year





CITY COUNCIL DISTRICT #2

MONTHLY OFFENSE SUMMARY

March 2020

These figures represent preliminary counts of original Police Incident Reports and include all offenses within the above listed City Council District only. Full statistical analysis to determine the confidence level of this data has not been performed. The results contained herein are **approximate in relation to the listed area and may not fully coincide with data shown in other areas of SLCPD's Crime Statistics** page such as Calls for Service, Crimes Trending, and Crime Reports due to and reflective of departmental procedures that were in place at the time the event occurred and the date this data was compiled. Results displayed are not distinguished as attempted or completed crimes, do not include other calls for police service, and only represent police service where a report was made. Police Incident Reports are classified by primary offense categories as defined by the Uniform Crime Reporting (UCR) system, however for this report all offenses are included, and each incident may have more than one offense listed on it. In cases where there is more than one offense listed, all offenses are counted individually. Although every reasonable verification effort is made, the accuracy of any data is subject to the constraints of the report generation process as well as the manner, format, and point in time of any query.

PART I OFFENSES:	Chosen by the FBI as Part I Offenses because they are serious crimes that occur with regularity in all areas of the country and are likely to be reported to Police.
PART II OFFENSES:	All other crimes other than the eight Part I Offenses. The Uniform Crime Reporting Program gathers only arrest data for Part II Offenses, however, SLCPD results displayed in this document display all Part II Offenses, regardless of the presence of arrest data.
ALL OTHER OFFENSES:	Under the Part II Offense section, 'All Other Offenses' include Peeping Tom, Trespass, Kidnap/Abduction, Pornography, Extortion/Blackmail, Bribery, Warrants, Sexual Offenses, Obstruction, Public Peace, and Hit & Run.
NON-UCR OFFENSES:	Non-UCR Offenses include reports for all other offenses not classified as a Part I or Part II Offense. Results displayed separate some of these offenses such as Ambulance Calls, Deaths, Missing Persons, Suicides, Suspicious Activity, and Traffic Accidents.
ALL OTHER NON-UCR:	Under the Non-UCR category, 'All Other' include the remainder of offenses not classified as Part I or Part II and not separated from the Non-UCR Offenses. These include things such as Loud Parties, Barking Dogs, Mentally Ill Subjects, Citizen Assistance, etc.
LOW NUMBER OFFENSES:	On page two, in the interest of space and allowing for easier viewing, the category titled 'Low Number Offenses' include Part I and Part II Offenses from page one that have totals under the amount of 23.

Offenses

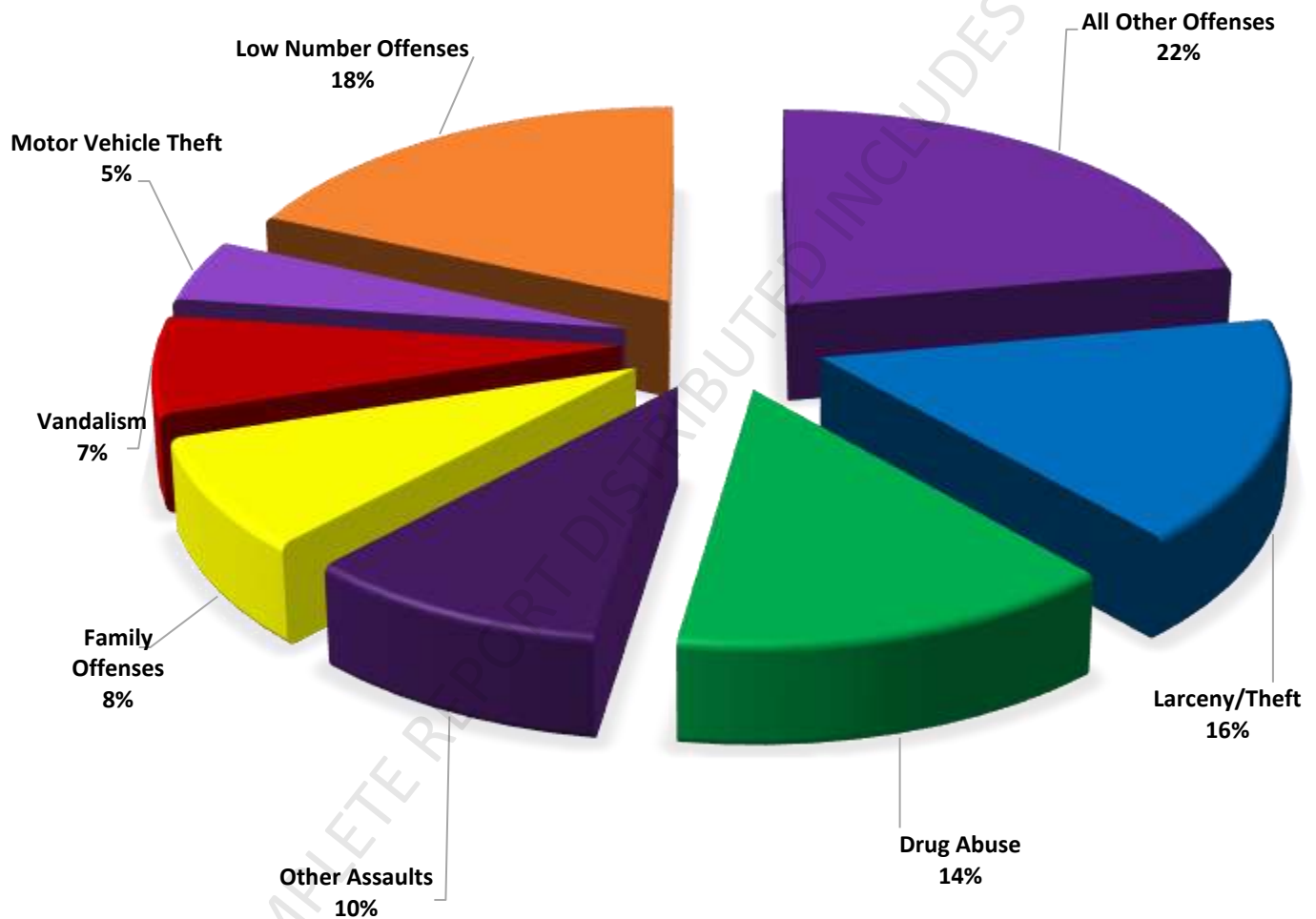
PART I OFFENSES
VIOLENT
PROPERTY

OFFENSE	MAR 19	MAR 20
Homicide	0	0
Sexual Assault	2	4
Robbery	6	6
Aggravated Assault	13	15
Burglary	26	20
Larceny/Theft	120	127
Motor Vehicle Theft	20	35
Arson	0	1
PART I TOTALS	187	208
Ambulance Calls	21	21
Deaths	2	7
Missing Persons	8	4
Suicides	0	0
Suspicious Activity	16	23
Traffic Accidents	68	46
All Other	206	258
NON-UCR TOTALS	321	359
PART I OFFENSES	187	208
PART II OFFENSES	516	572
NON-UCR OFFENSES	321	359
TOTAL	1024	1139

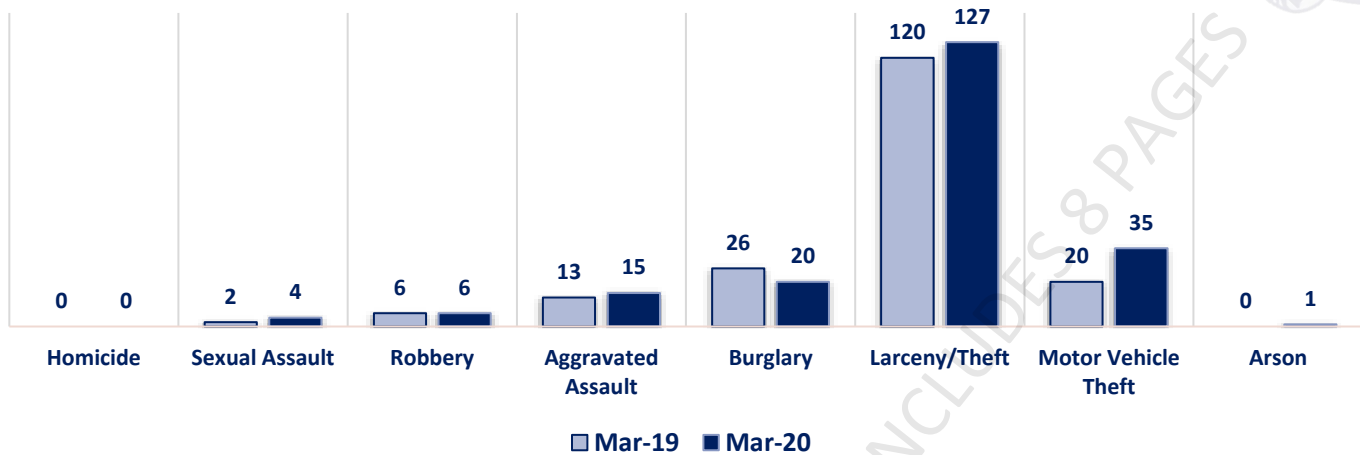
PART II OFFENSES

OFFENSE	MAR 19	MAR 20
Other Assaults	56	75
Forgery/Counterfeit	8	6
Fraud	31	23
Embezzlement	0	1
Stolen Property	4	8
Vandalism	38	55
Weapons	6	6
Prostitution	5	1
Sex Offenses	9	4
Drug Abuse	67	109
Gambling	0	0
Family Offenses	39	63
DUI	20	18
Liquor Laws	3	2
Drunkenness	9	10
Disorderly Conduct	12	12
All Other Offenses	197	173
Curfew/Loitering	0	0
Runaway	12	6
PART II TOTALS	516	572

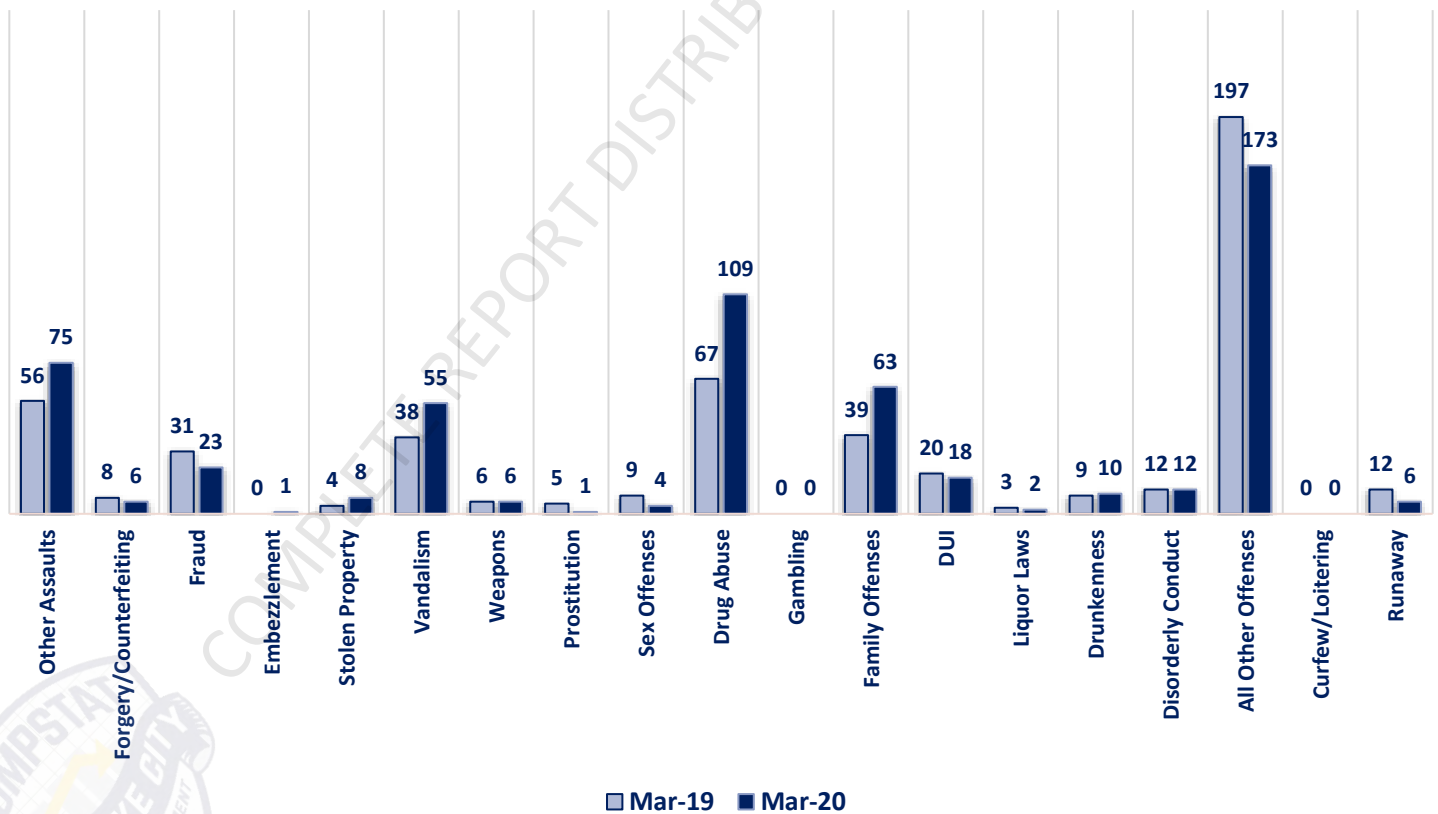
MARCH 2020- PART I & II OFFENSE PERCENTAGES



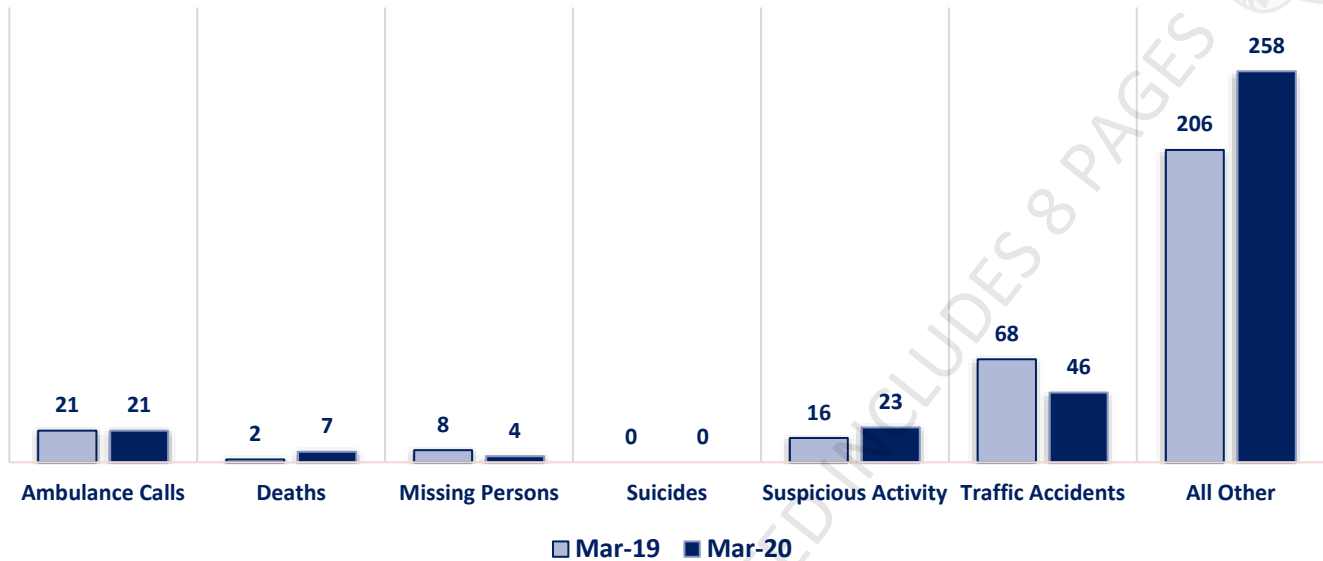
Part I Offenses



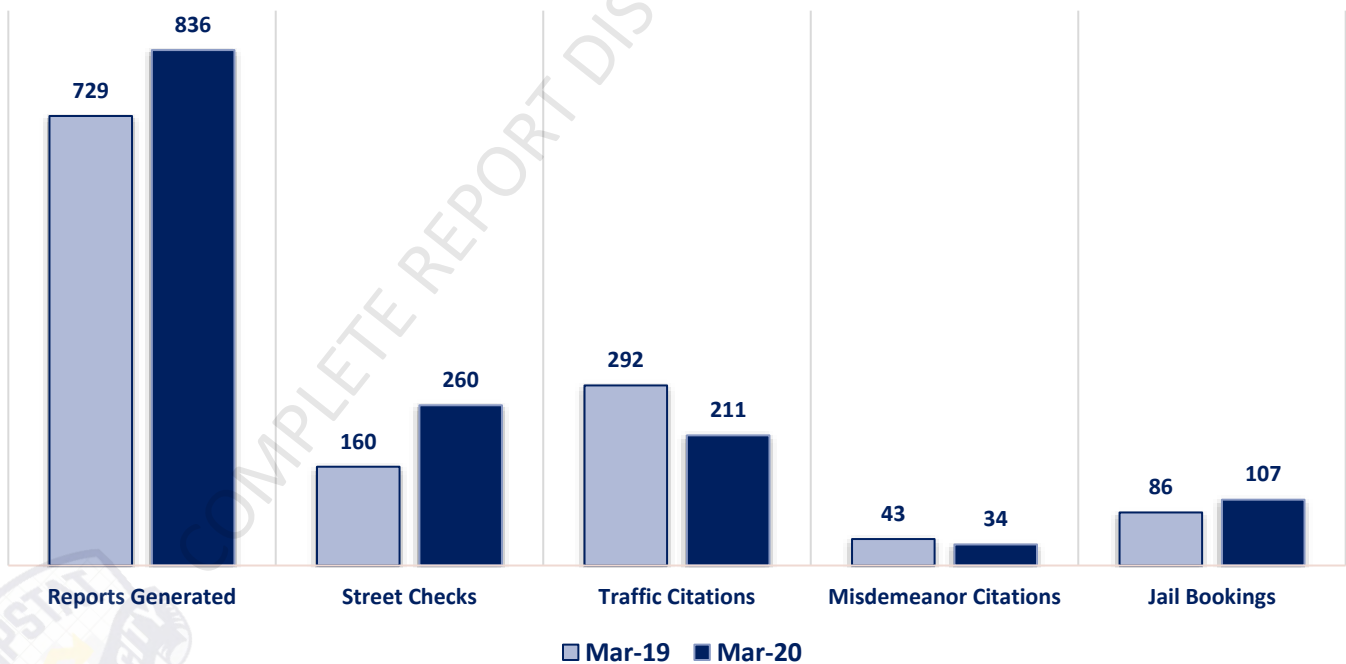
Part II Offenses



Non-UCR Offenses

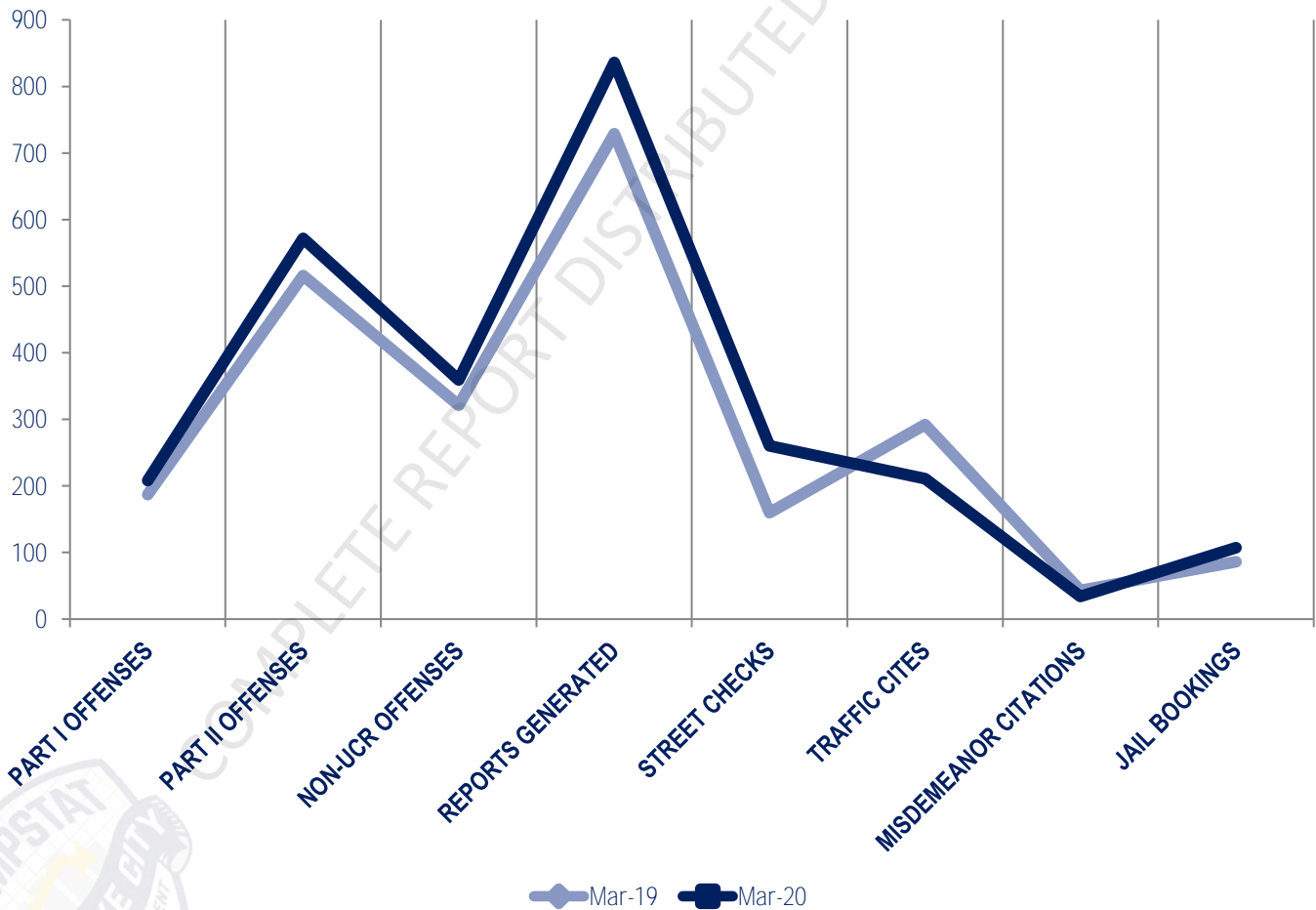


Other Event Totals



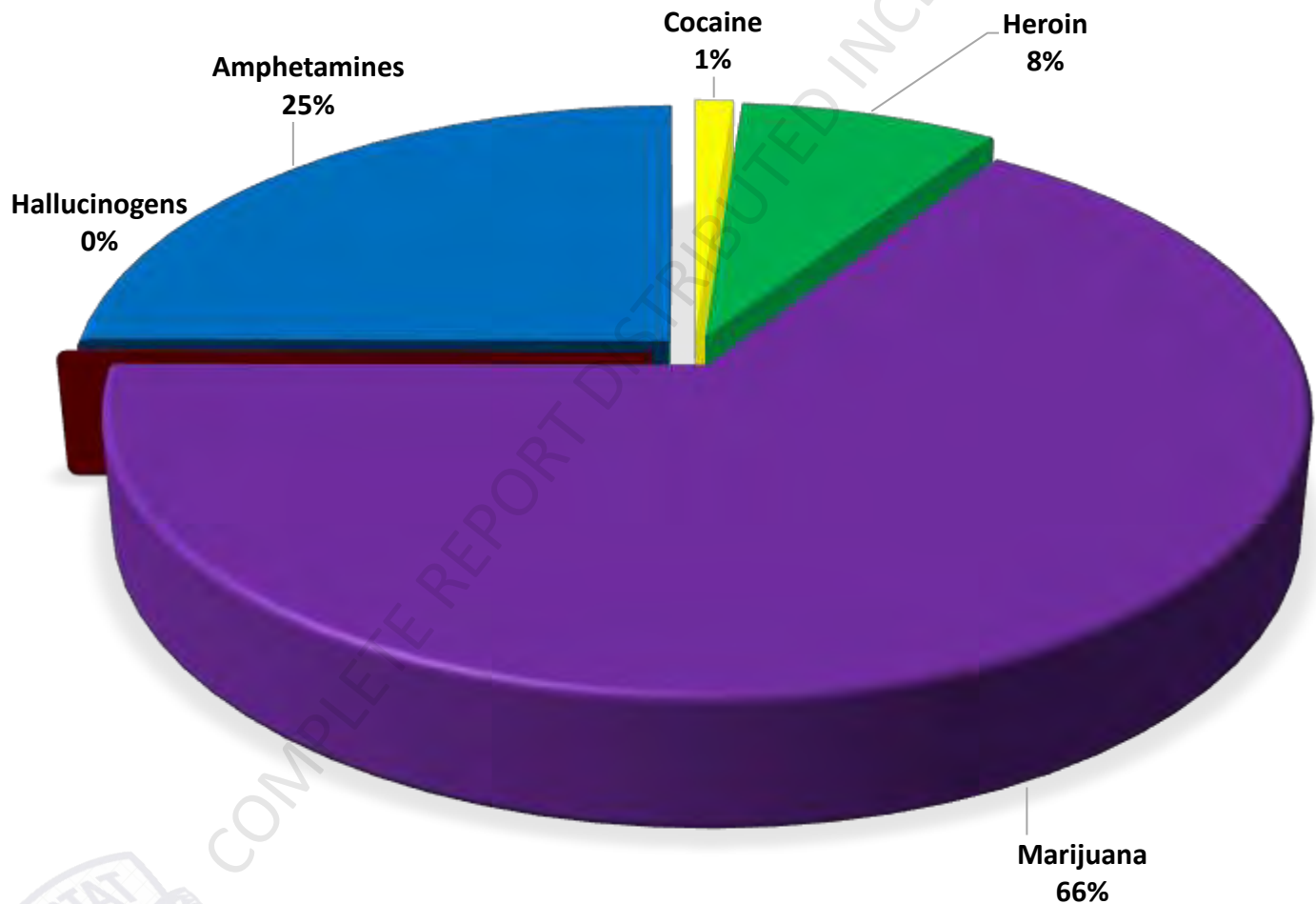
Combined Offense/Event Trends

	MAR 2019	MAR 2020
Part I Offenses	187	208
Part II Offenses	516	572
NonUCR Offenses	321	359
Reports Generated	729	836
Street Checks	160	260
Traffic Citations	292	211
Misdemeanor Citations	43	34
Jail Bookings	86	107

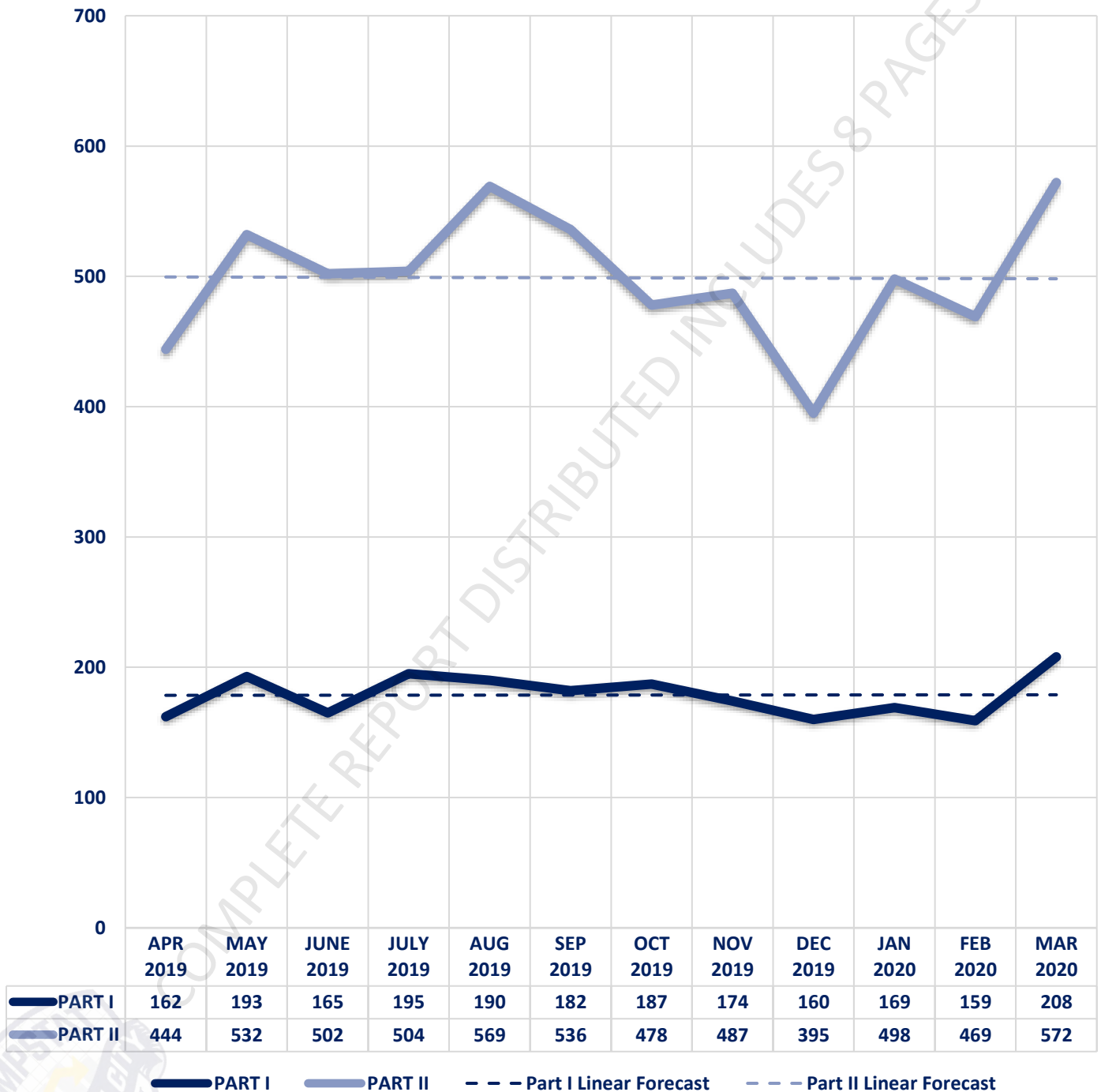


Seized Drugs

TYPE	DOSES	STREET VALUE
Cocaine	295.0	\$ 2,950.00
Heroin	1974.5	\$ 19,745.00
Marijuana	16014.3	\$ 96,085.94
Hallucinogens	13.2	\$ 26.46
Amphetamines	6059.0	\$ 60,589.53
TOTAL	24356.0	\$ 179,396.92



Part I & II Offenses - One Year





CITY COUNCIL DISTRICT #2

MONTHLY OFFENSE SUMMARY

April 2020

These figures represent preliminary counts of original Police Incident Reports and include all offenses within the above listed City Council District only. Full statistical analysis to determine the confidence level of this data has not been performed. The results contained herein are **approximate in relation to the listed area and may not fully coincide with data shown in other areas of SLCPD's Crime Statistics** page such as Calls for Service, Crimes Trending, and Crime Reports due to and reflective of departmental procedures that were in place at the time the event occurred and the date this data was compiled. Results displayed are not distinguished as attempted or completed crimes, do not include other calls for police service, and only represent police service where a report was made. Police Incident Reports are classified by primary offense categories as defined by the Uniform Crime Reporting (UCR) system, however for this report all offenses are included, and each incident may have more than one offense listed on it. In cases where there is more than one offense listed, all offenses are counted individually. Although every reasonable verification effort is made, the accuracy of any data is subject to the constraints of the report generation process as well as the manner, format, and point in time of any query.

PART I OFFENSES:	Chosen by the FBI as Part I Offenses because they are serious crimes that occur with regularity in all areas of the country and are likely to be reported to Police.
PART II OFFENSES:	All other crimes other than the eight Part I Offenses. The Uniform Crime Reporting Program gathers only arrest data for Part II Offenses, however, SLCPD results displayed in this document display all Part II Offenses, regardless of the presence of arrest data.
ALL OTHER OFFENSES:	Under the Part II Offense section, 'All Other Offenses' include Peeping Tom, Trespass, Kidnap/Abduction, Pornography, Extortion/Blackmail, Bribery, Warrants, Sexual Offenses, Obstruction, Public Peace, and Hit & Run.
NON-UCR OFFENSES:	Non-UCR Offenses include reports for all other offenses not classified as a Part I or Part II Offense. Results displayed separate some of these offenses such as Ambulance Calls, Deaths, Missing Persons, Suicides, Suspicious Activity, and Traffic Accidents.
ALL OTHER NON-UCR:	Under the Non-UCR category, 'All Other' include the remainder of offenses not classified as Part I or Part II and not separated from the Non-UCR Offenses. These include things such as Loud Parties, Barking Dogs, Mentally Ill Subjects, Citizen Assistance, etc.
LOW NUMBER OFFENSES:	On page two, in the interest of space and allowing for easier viewing, the category titled 'Low Number Offenses' include Part I and Part II Offenses from page one that have totals under the amount of 20.

Offenses

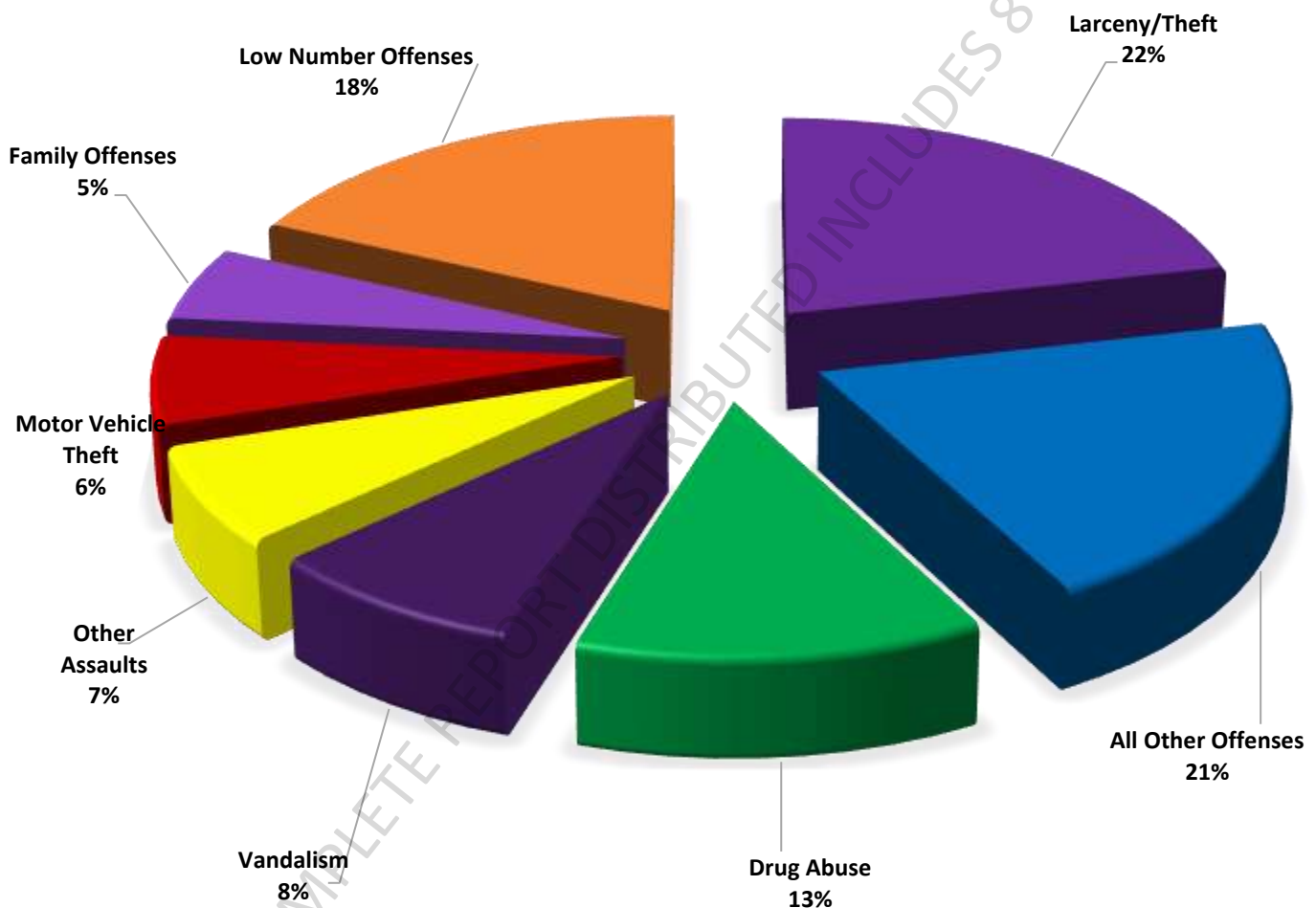
PART I OFFENSES
VIOLENT
PROPERTY

OFFENSE	APR 19	APR 20
Homicide	1	0
Sexual Assault	4	1
Robbery	8	11
Aggravated Assault	10	8
Burglary	17	20
Larceny/Theft	100	148
Motor Vehicle Theft	38	44
Arson	0	2
PART I TOTALS	178	234
Ambulance Calls	19	20
Deaths	2	8
Missing Persons	6	3
Suicides	0	1
Suspicious Activity	23	26
Traffic Accidents	72	46
All Other	228	191
NON-UCR TOTALS	350	295
PART I OFFENSES	178	234
PART II OFFENSES	454	456
NON-UCR OFFENSES	350	295
TOTAL	982	985

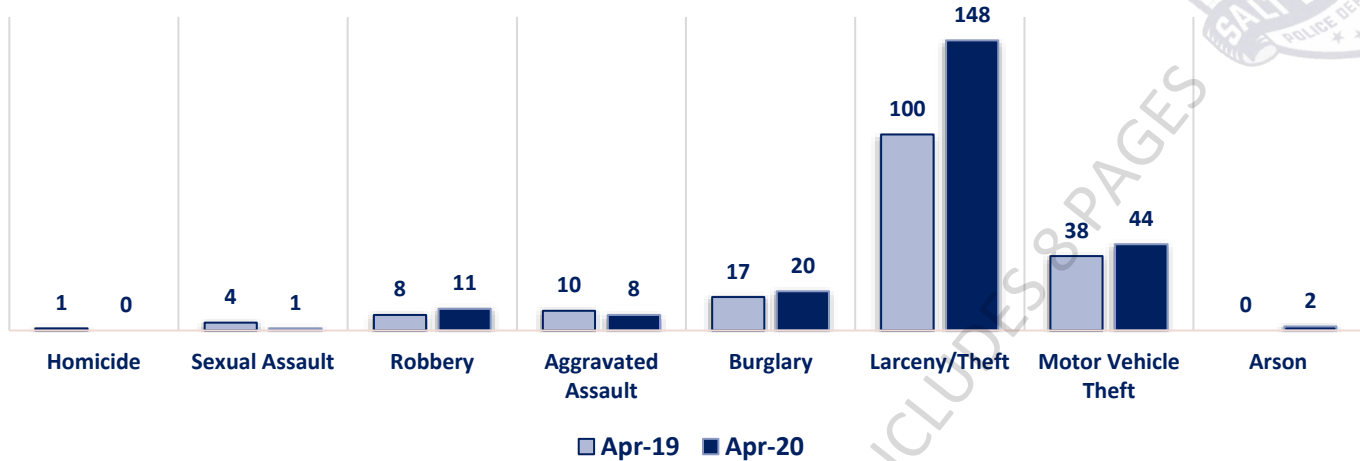
PART II OFFENSES

OFFENSE	APR 19	APR 20
Other Assaults	61	48
Forgery/Counterfeit	4	6
Fraud	25	16
Embezzlement	0	0
Stolen Property	5	10
Vandalism	45	57
Weapons	7	5
Prostitution	8	0
Sex Offenses	3	4
Drug Abuse	52	88
Gambling	0	0
Family Offenses	50	37
DUI	13	11
Liquor Laws	5	2
Drunkenness	8	15
Disorderly Conduct	17	11
All Other Offenses	145	143
Curfew/Loitering	0	0
Runaway	6	3
PART II TOTALS	454	456

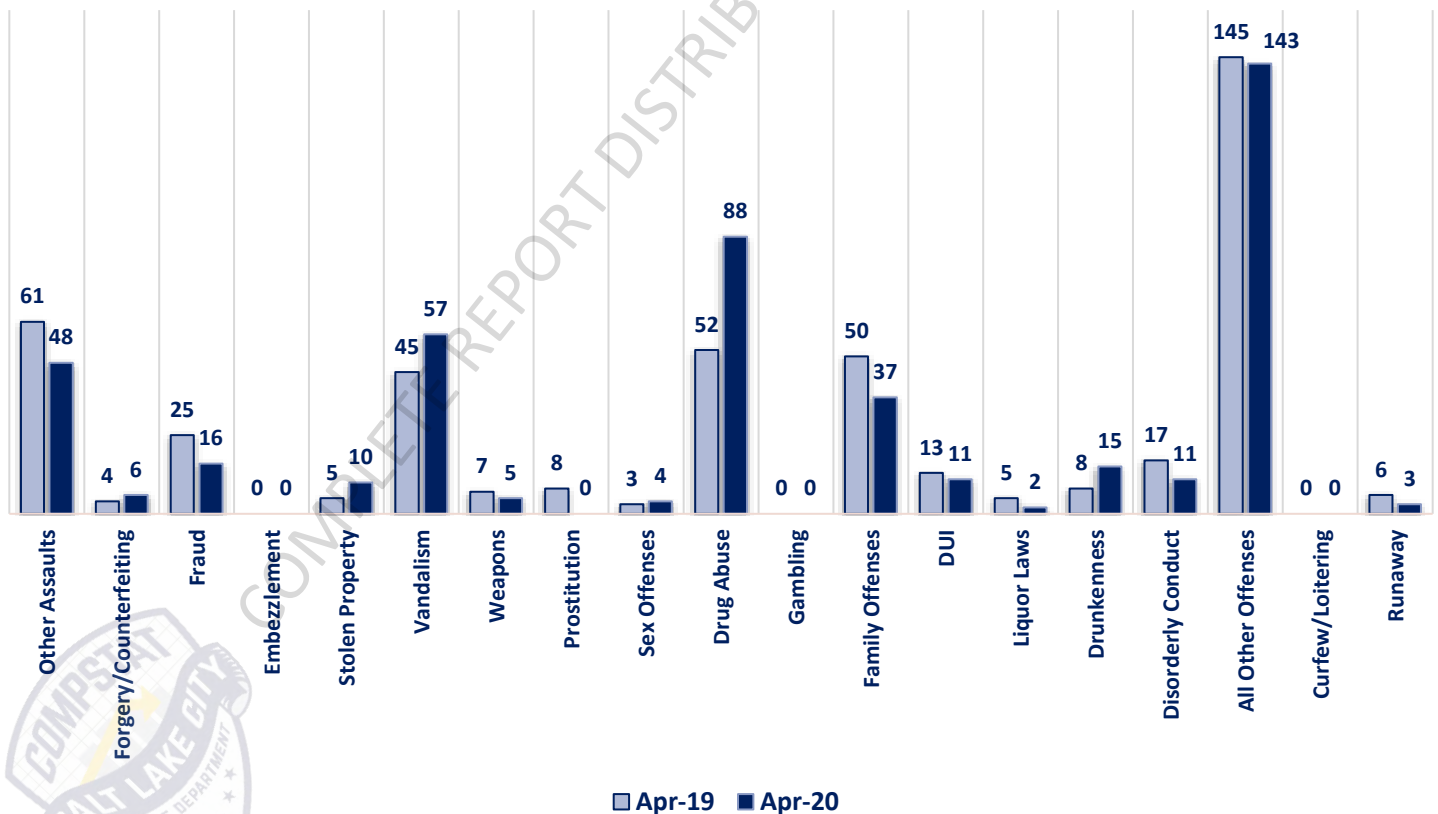
APRIL 2020- PART I & II OFFENSE PERCENTAGES



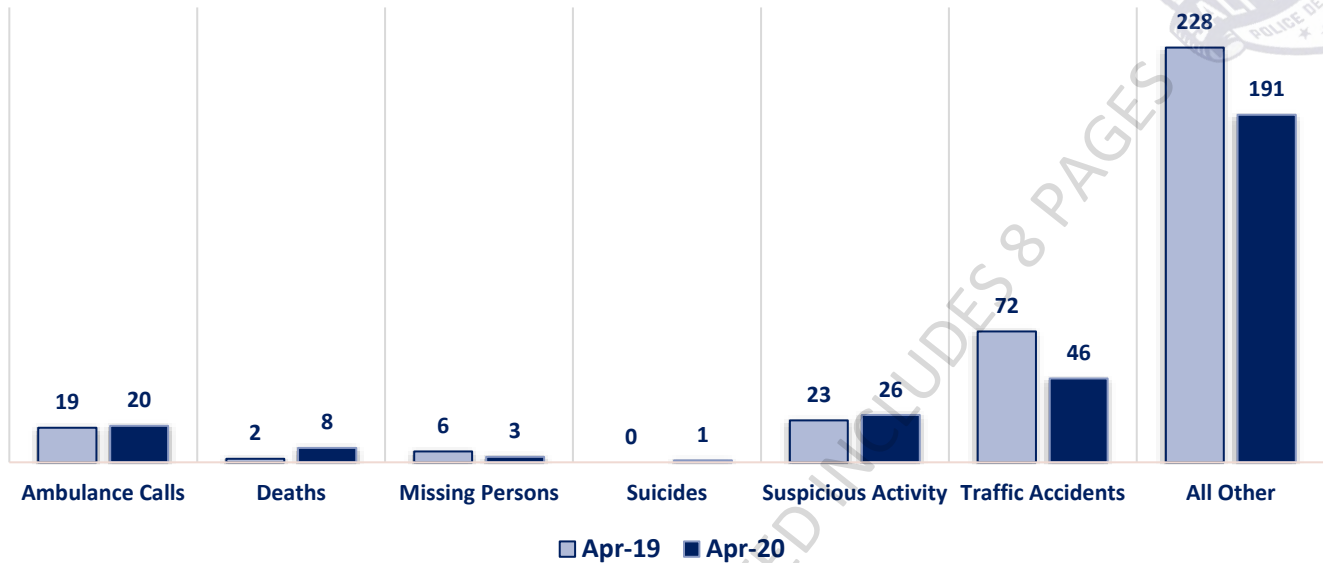
Part I Offenses



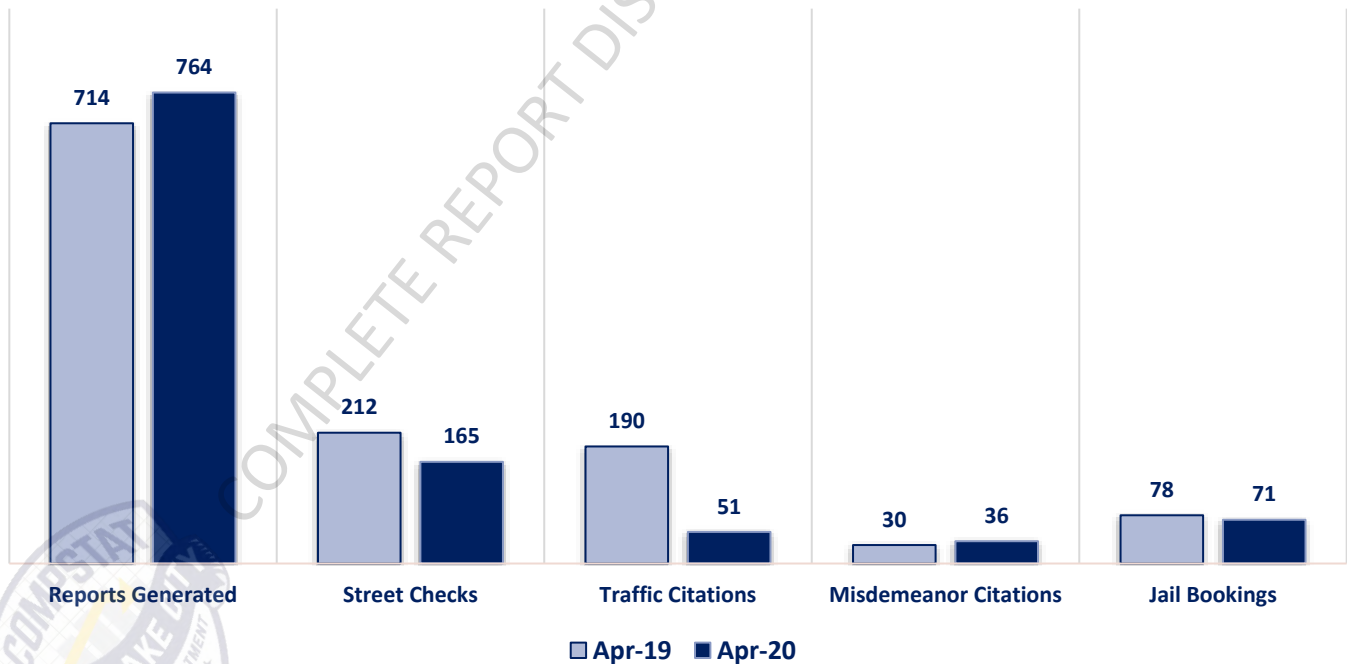
Part II Offenses



Non-UCR Offenses

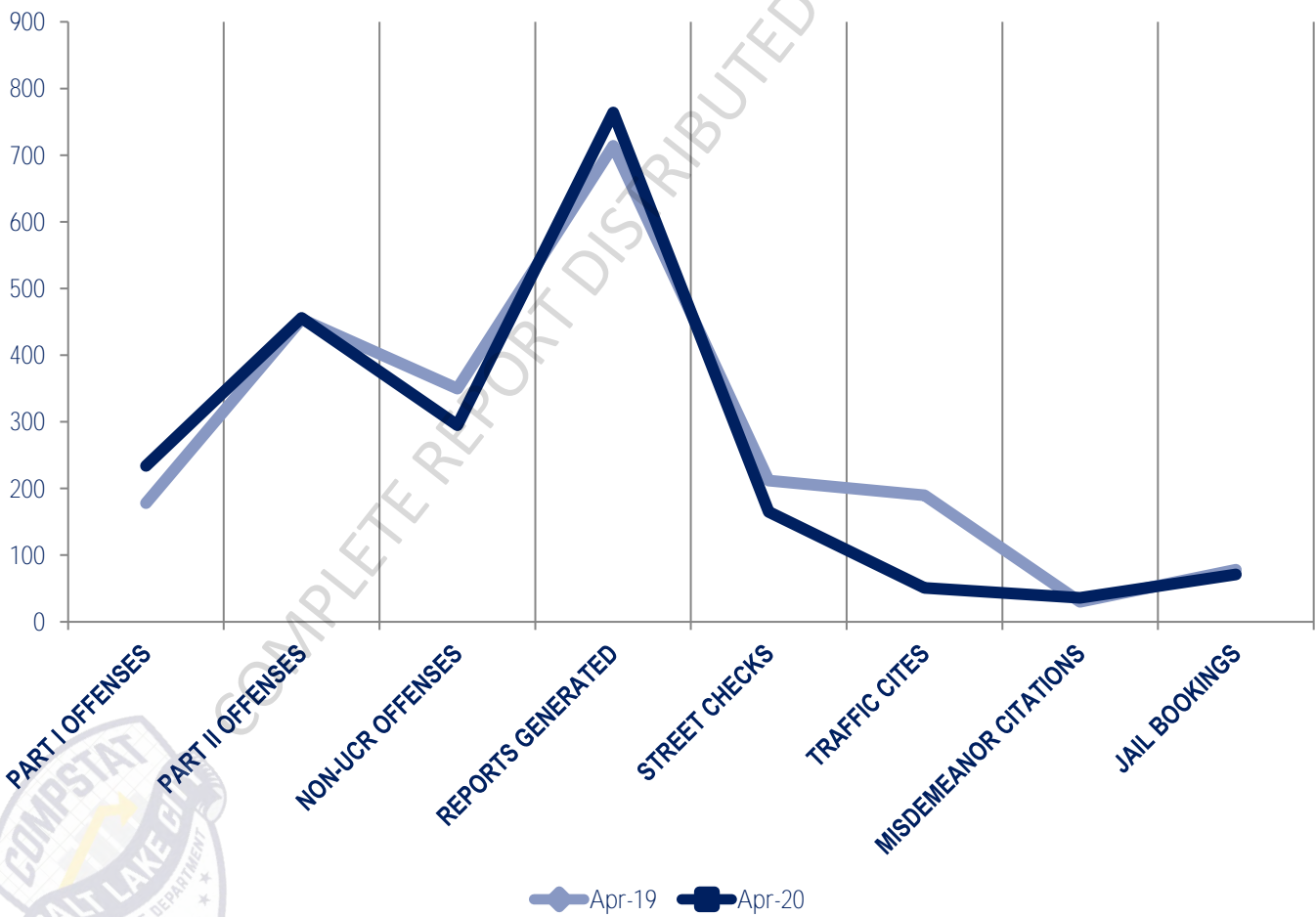


Other Event Totals



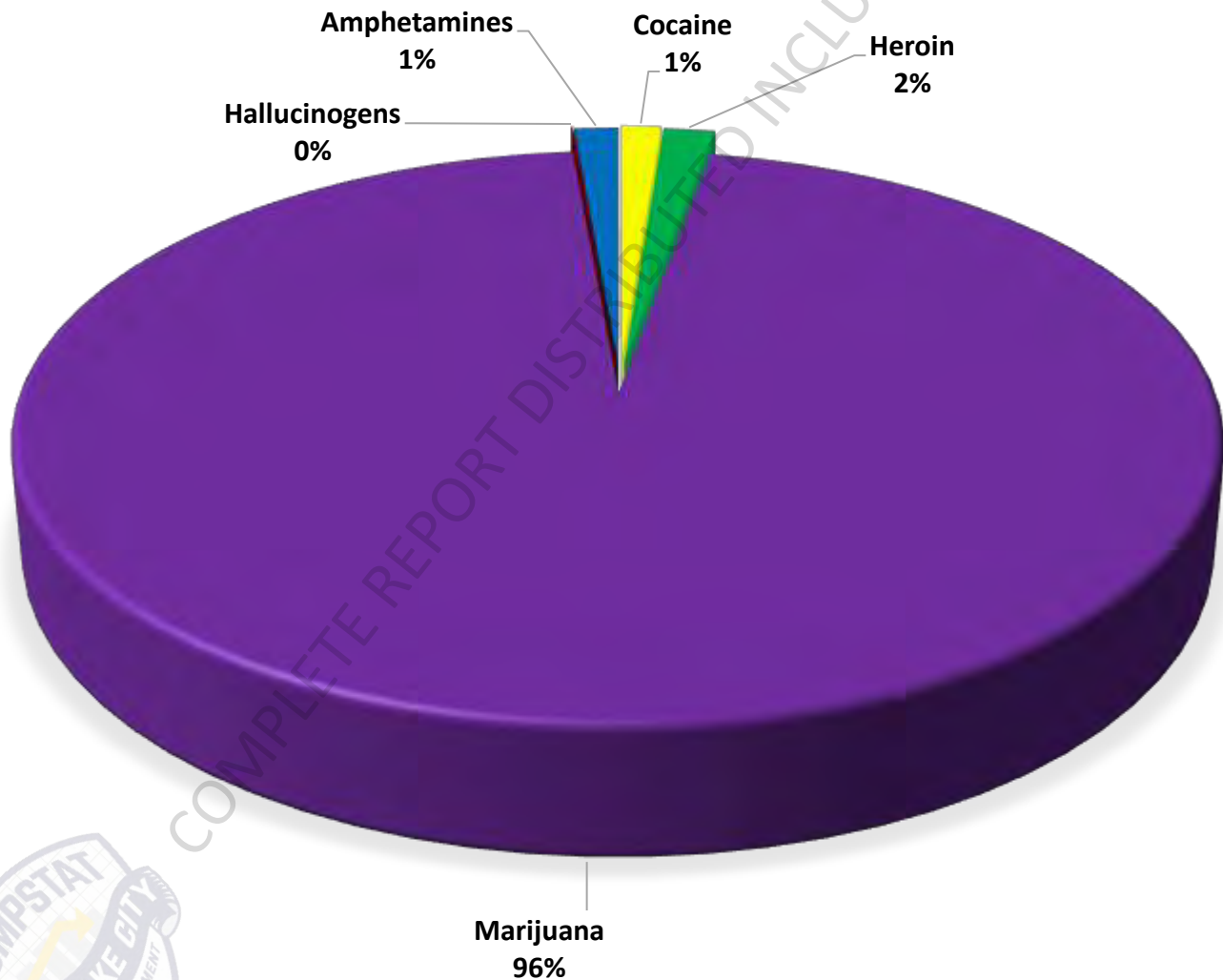
Combined Offense/Event Trends

	APR 2019	APR 2020
Part I Offenses	178	234
Part II Offenses	454	456
NonUCR Offenses	350	295
Reports Generated	714	764
Street Checks	212	165
Traffic Citations	190	51
Misdemeanor Citations	30	36
Jail Bookings	78	71

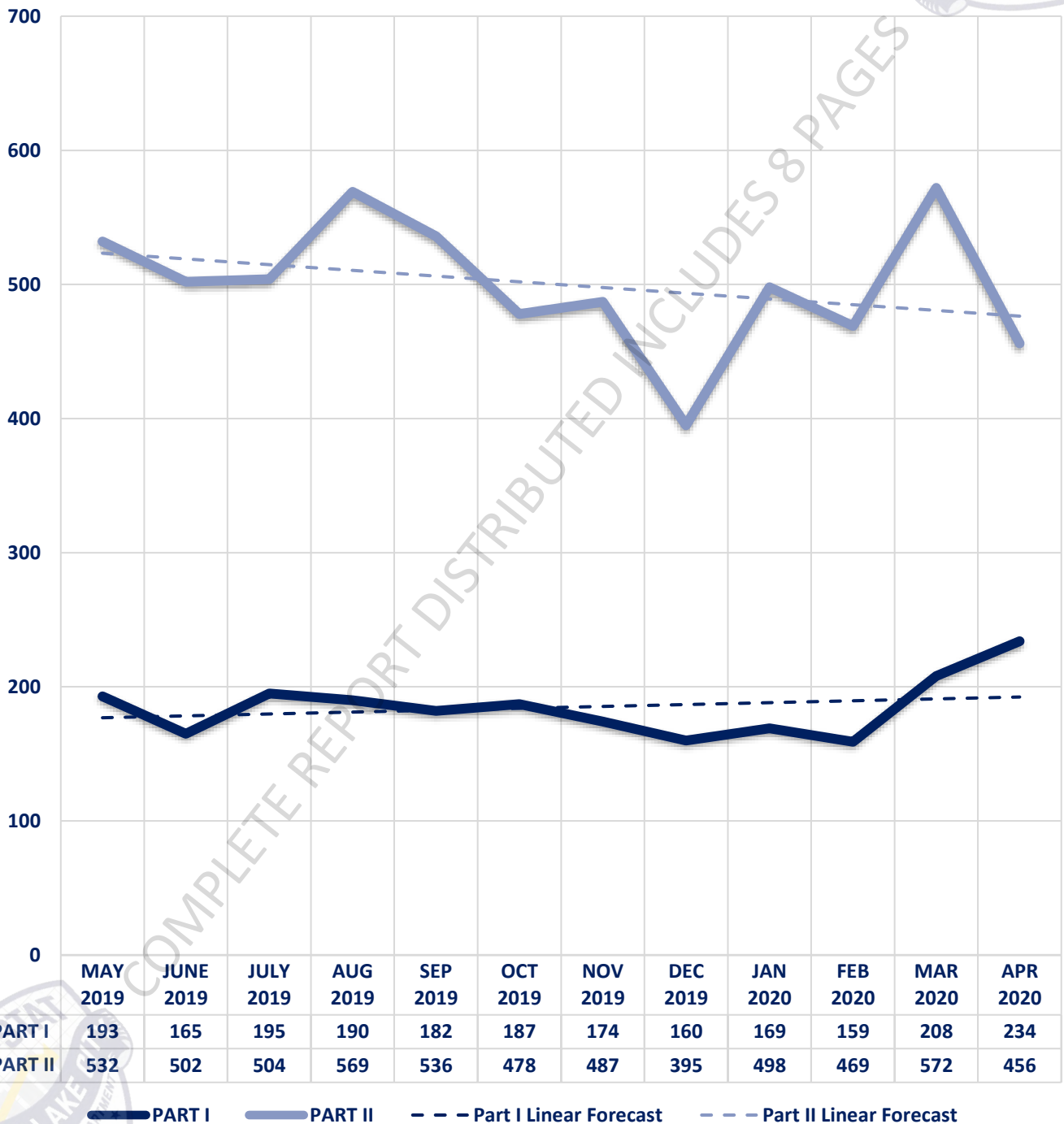


Seized Drugs

TYPE	DOSES	STREET VALUE
Cocaine	821.0	\$ 8,210.00
Heroin	1062.2	\$ 10,622.00
Marijuana	63261.0	\$ 379,565.71
Hallucinogens	28.2	\$ 56.44
Amphetamines	910.0	\$ 9,100.00
TOTAL	66082.4	\$ 407,554.15



Part I & II Offenses - One Year





CITY COUNCIL DISTRICT #2

MONTHLY OFFENSE SUMMARY

May 2020

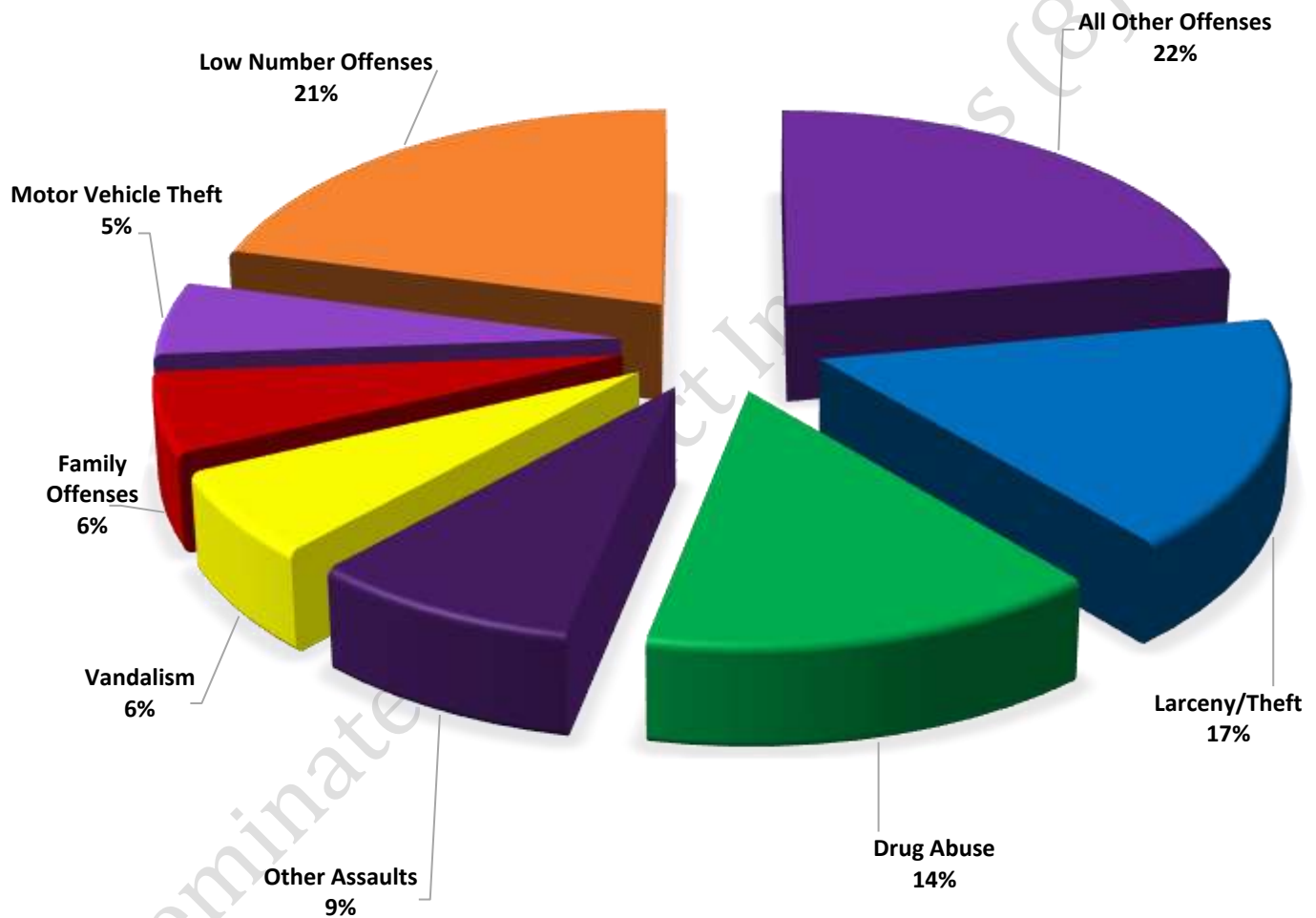
These figures represent preliminary counts of original Police Incident Reports and include all offenses within the above listed City Council District only. Full statistical analysis to determine the confidence level of this data has not been performed. The results contained herein are **approximate in relation to the listed area and may not fully coincide with data shown in other areas of SLCPD's Crime Statistics** page such as Calls for Service, Crimes Trending, and Crime Reports due to and reflective of departmental procedures that were in place at the time the event occurred and the date this data was compiled. Results displayed are not distinguished as attempted or completed crimes, do not include other calls for police service, and only represent police service where a report was made. Police Incident Reports are classified by primary offense categories as defined by the Uniform Crime Reporting (UCR) system, however for this report all offenses are included, and each incident may have more than one offense listed on it. In cases where there is more than one offense listed, all offenses are counted individually. Although every reasonable verification effort is made, the accuracy of any data is subject to the constraints of the report generation process as well as the manner, format, and point in time of any query.

PART I OFFENSES:	Chosen by the FBI as Part I Offenses because they are serious crimes that occur with regularity in all areas of the country and are likely to be reported to Police.
PART II OFFENSES:	All other crimes other than the eight Part I Offenses. The Uniform Crime Reporting Program gathers only arrest data for Part II Offenses, however, SLCPD results displayed in this document display all Part II Offenses, regardless of the presence of arrest data.
ALL OTHER OFFENSES:	Under the Part II Offense section, 'All Other Offenses' include Peeping Tom, Trespass, Kidnap/Abduction, Pornography, Extortion/Blackmail, Bribery, Warrants, Sexual Offenses, Obstruction, Public Peace, and Hit & Run.
NON-UCR OFFENSES:	Non-UCR Offenses include reports for all other offenses not classified as a Part I or Part II Offense. Results displayed separate some of these offenses such as Ambulance Calls, Deaths, Missing Persons, Suicides, Suspicious Activity, and Traffic Accidents.
ALL OTHER NON-UCR:	Under the Non-UCR category, 'All Other' include the remainder of offenses not classified as Part I or Part II and not separated from the Non-UCR Offenses. These include things such as Loud Parties, Barking Dogs, Mentally Ill Subjects, Citizen Assistance, etc.
LOW NUMBER OFFENSES:	On page two, in the interest of space and allowing for easier viewing, the category titled 'Low Number Offenses' include Part I and Part II Offenses from page one that have totals under the amount of 58.

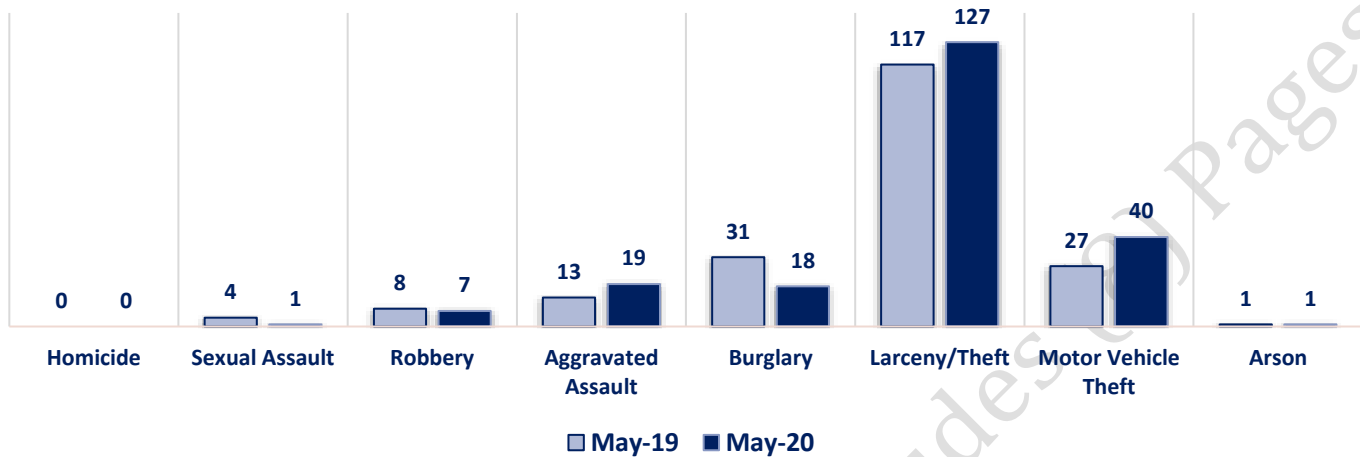
Offenses

PART I OFFENSES VIOLENT PROPERTY		OFFENSE		MAY 19	MAY 20	OFFENSE		MAY 19	MAY 20	PART II OFFENSES
		Homicide		0	0	Other Assaults		62	65	
		Sexual Assault		4	1	Forgery/Counterfeit		11	6	
		Robbery		8	7	Fraud		34	32	
		Aggravated Assault		13	19	Embezzlement		1	0	
		Burglary		31	18	Stolen Property		3	8	
		Larceny/Theft		117	127	Vandalism		54	47	
		Motor Vehicle Theft		27	40	Weapons		8	11	
		Arson		1	1	Prostitution		1	1	
		PART I TOTALS		201	213	Sex Offenses		3	2	
NON-UCR OFFENSES		Ambulance Calls		20	28	Drug Abuse		82	109	
		Deaths		0	3	Gambling		0	0	
		Missing Persons		11	5	Family Offenses		44	44	
		Suicides		1	0	DUI		19	18	
		Suspicious Activity		20	25	Liquor Laws		2	2	
		Traffic Accidents		94	74	Drunkenness		10	15	
		All Other		244	242	Disorderly Conduct		10	14	
		NON-UCR TOTALS		390	377	All Other Offenses		186	167	
TOTALS		PART I OFFENSES		201	213	Curfew/Loitering		0	0	
		PART II OFFENSES		535	544	Runaway		5	3	
		NON-UCR OFFENSES		390	377	PART II TOTALS		535	544	
		TOTAL		1126	1134					

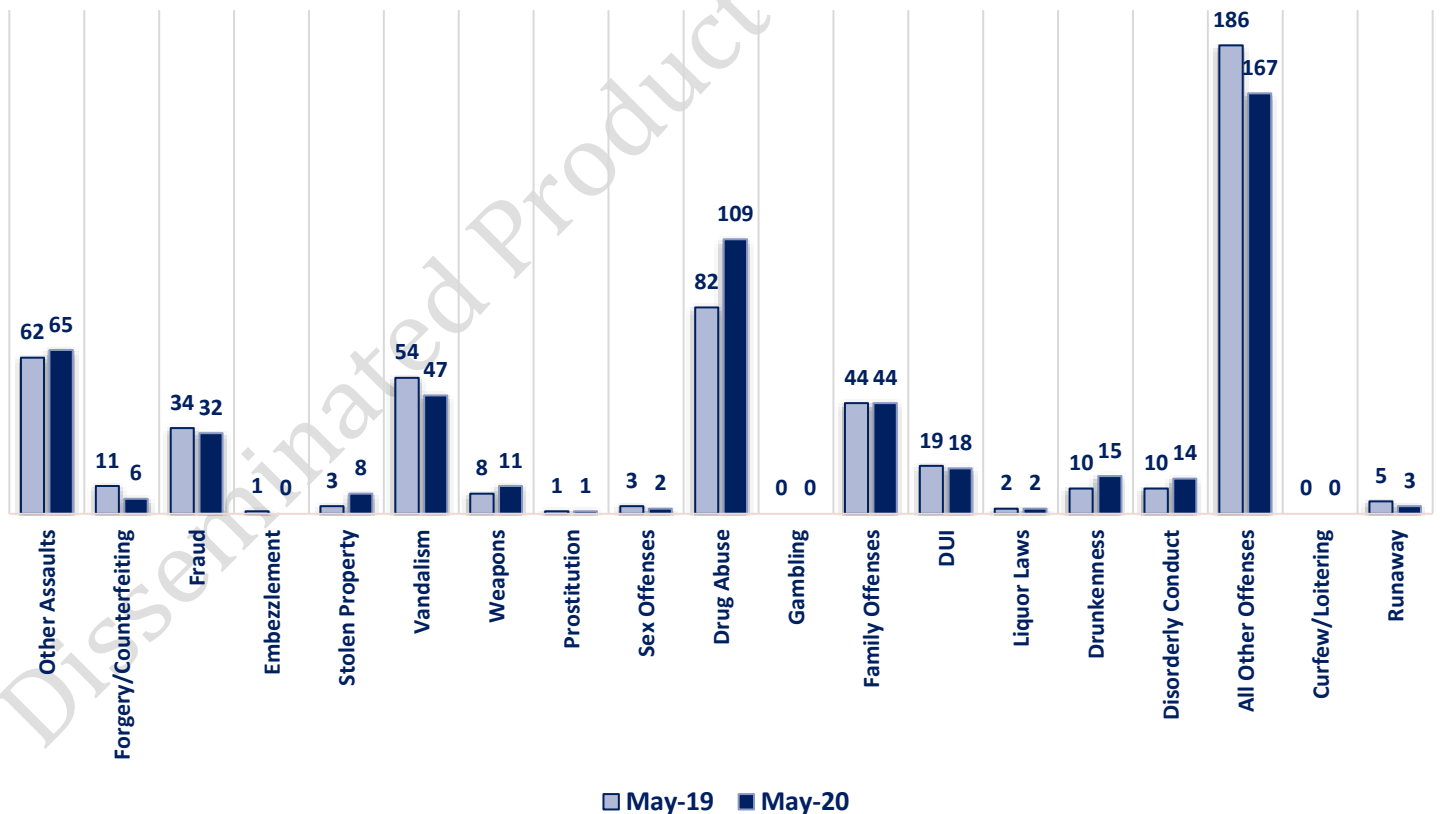
MAY 2020- PART I & II OFFENSE PERCENTAGES



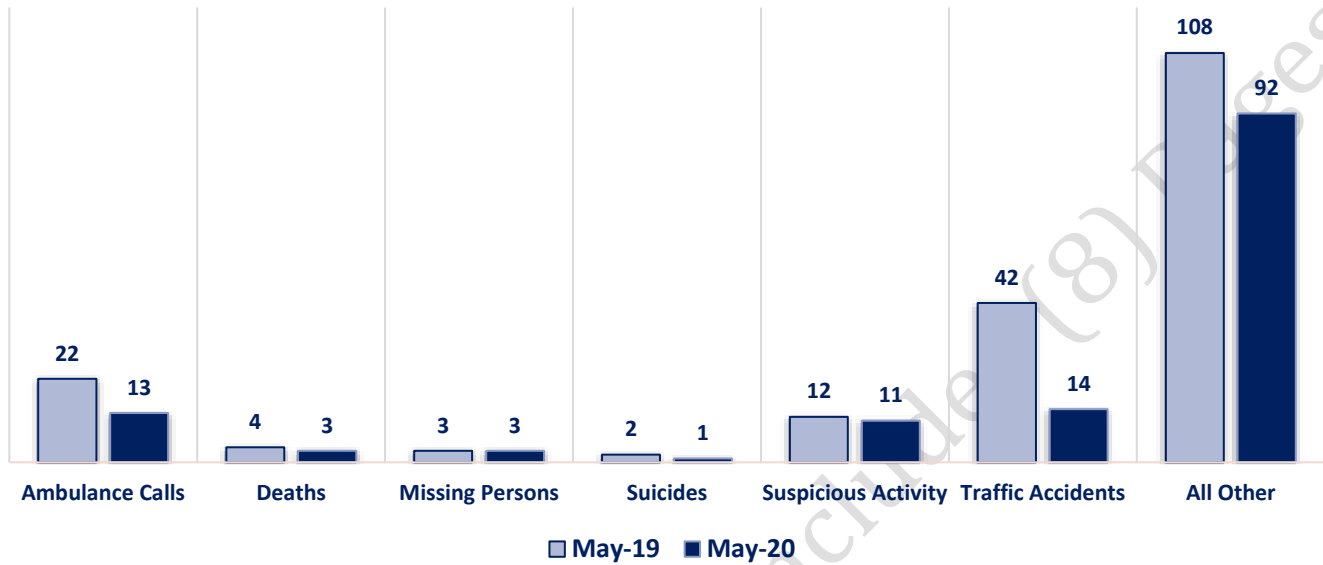
Part I Offenses



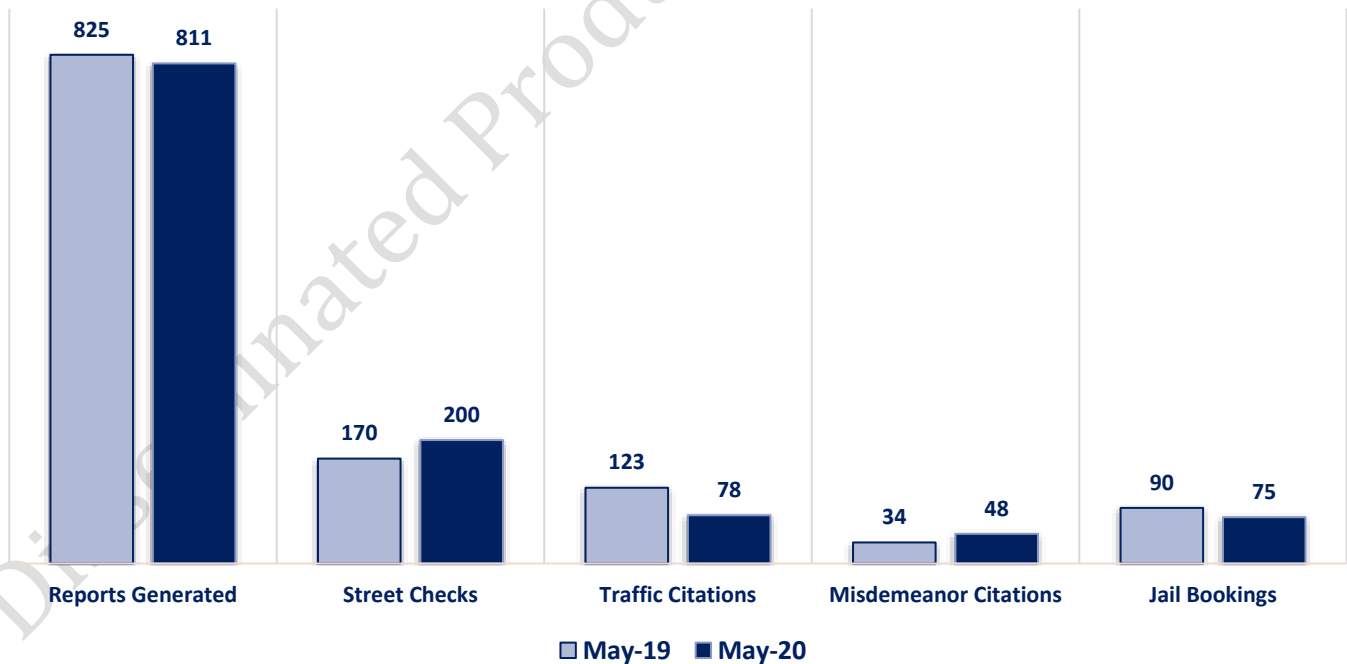
Part II Offenses



Non-UCR Offenses

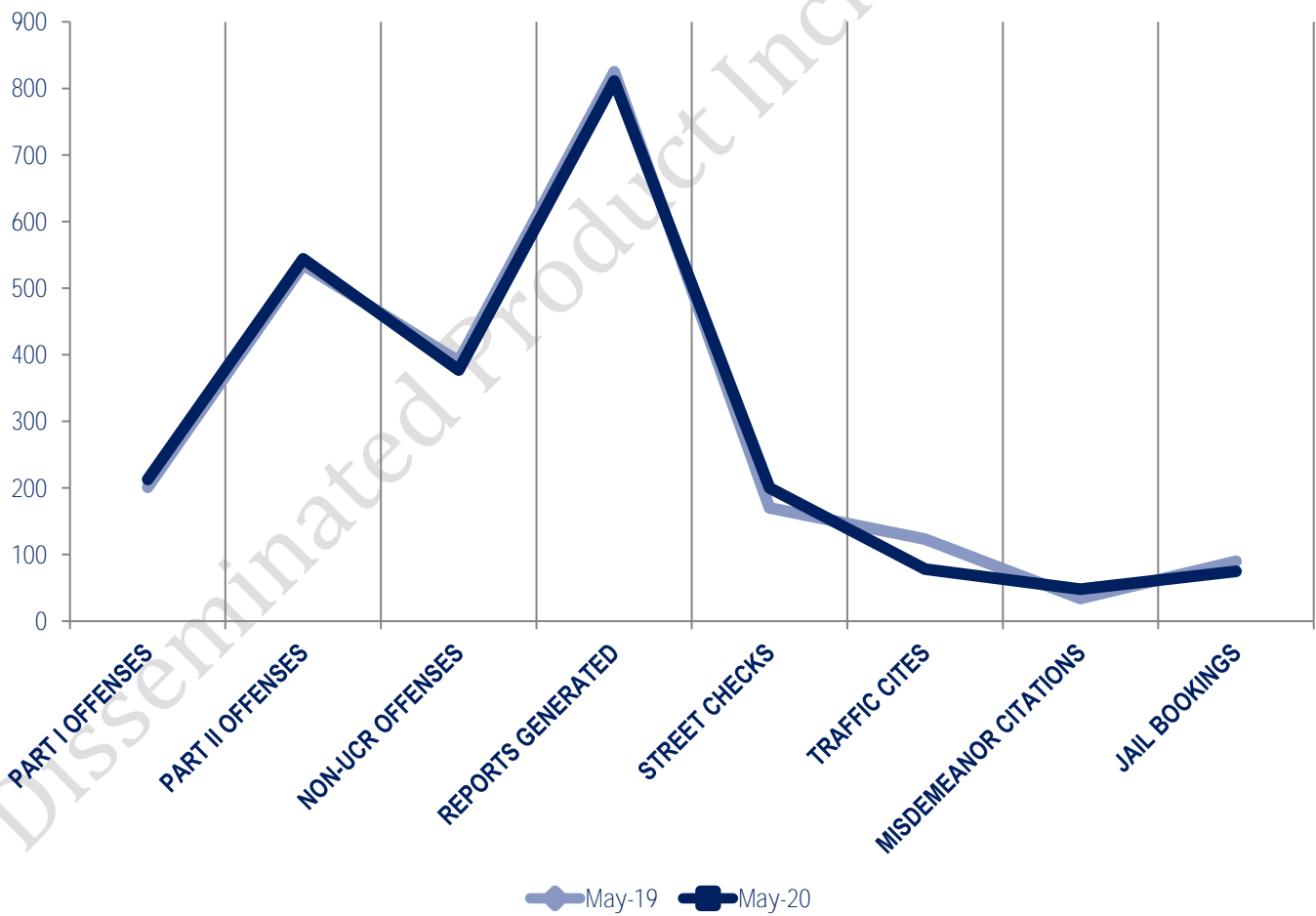


Other Event Totals



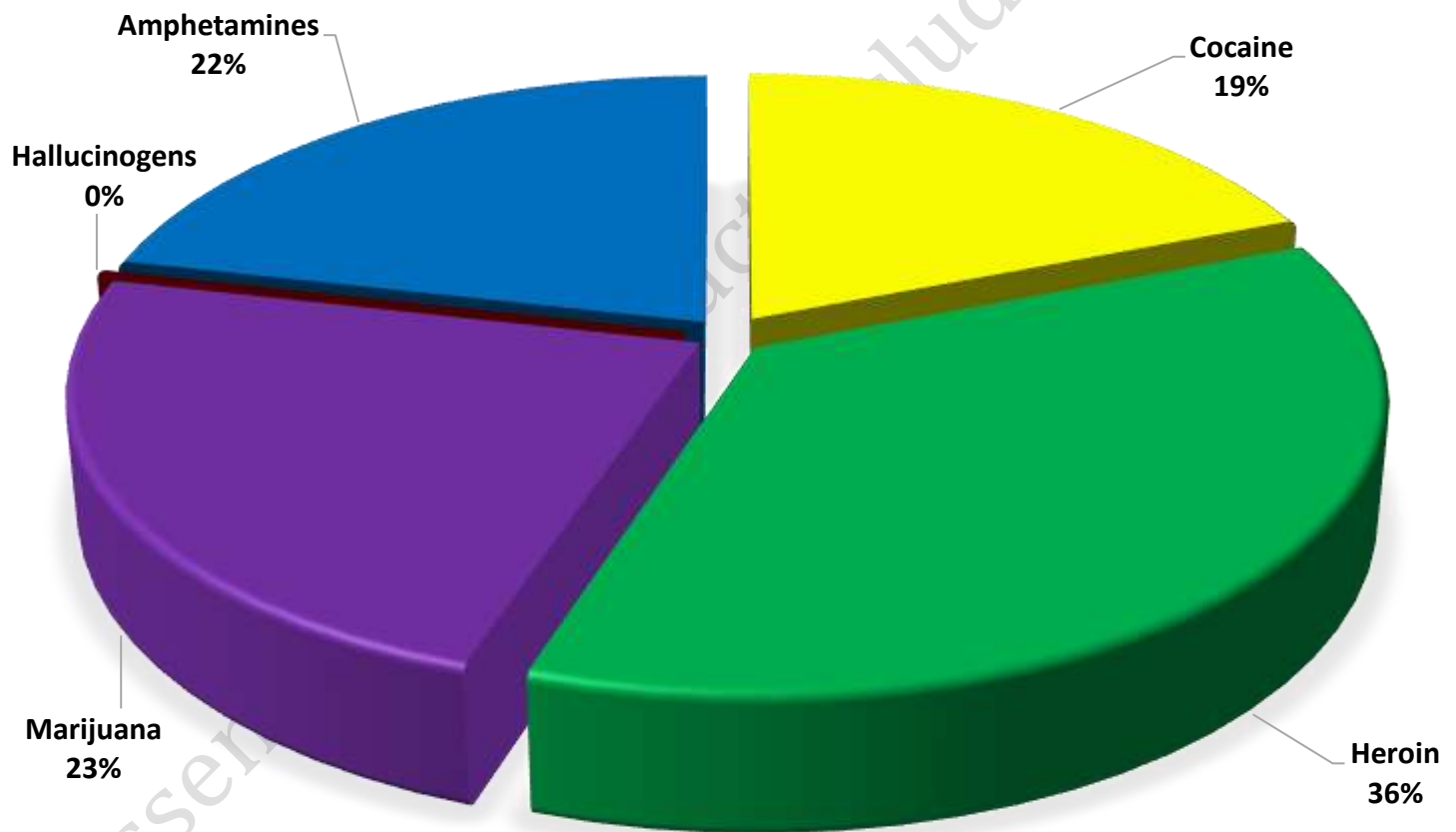
Combined Offense/Event Trends

	MAY 2019	MAY 2020
Part I Offenses	201	213
Part II Offenses	535	544
NonUCR Offenses	390	377
Reports Generated	825	811
Street Checks	170	200
Traffic Citations	123	78
Misdemeanor Citations	34	48
Jail Bookings	90	75

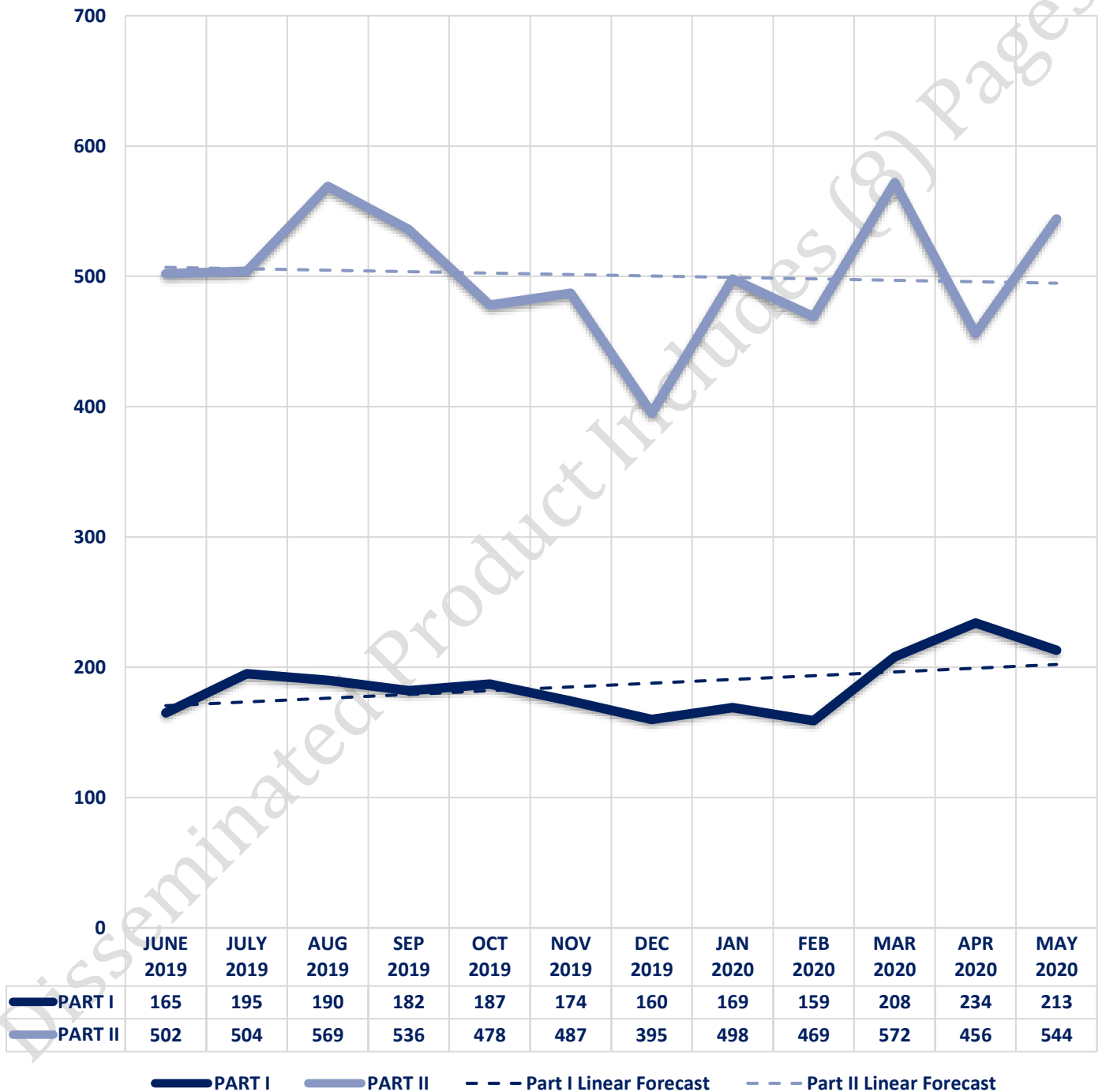


Seized Drugs

TYPE	DOSES	STREET VALUE
Cocaine	466.0	\$ 4,660.00
Heroin	883.0	\$ 8,830.00
Marijuana	572.5	\$ 3,435.16
Hallucinogens	0.0	\$ -
Amphetamines	525.1	\$ 5,250.50
TOTAL	2446.6	\$ 22,175.66



Part I & II Offenses - One Year





CITY COUNCIL DISTRICT #2

MONTHLY OFFENSE SUMMARY

JUNE 2020

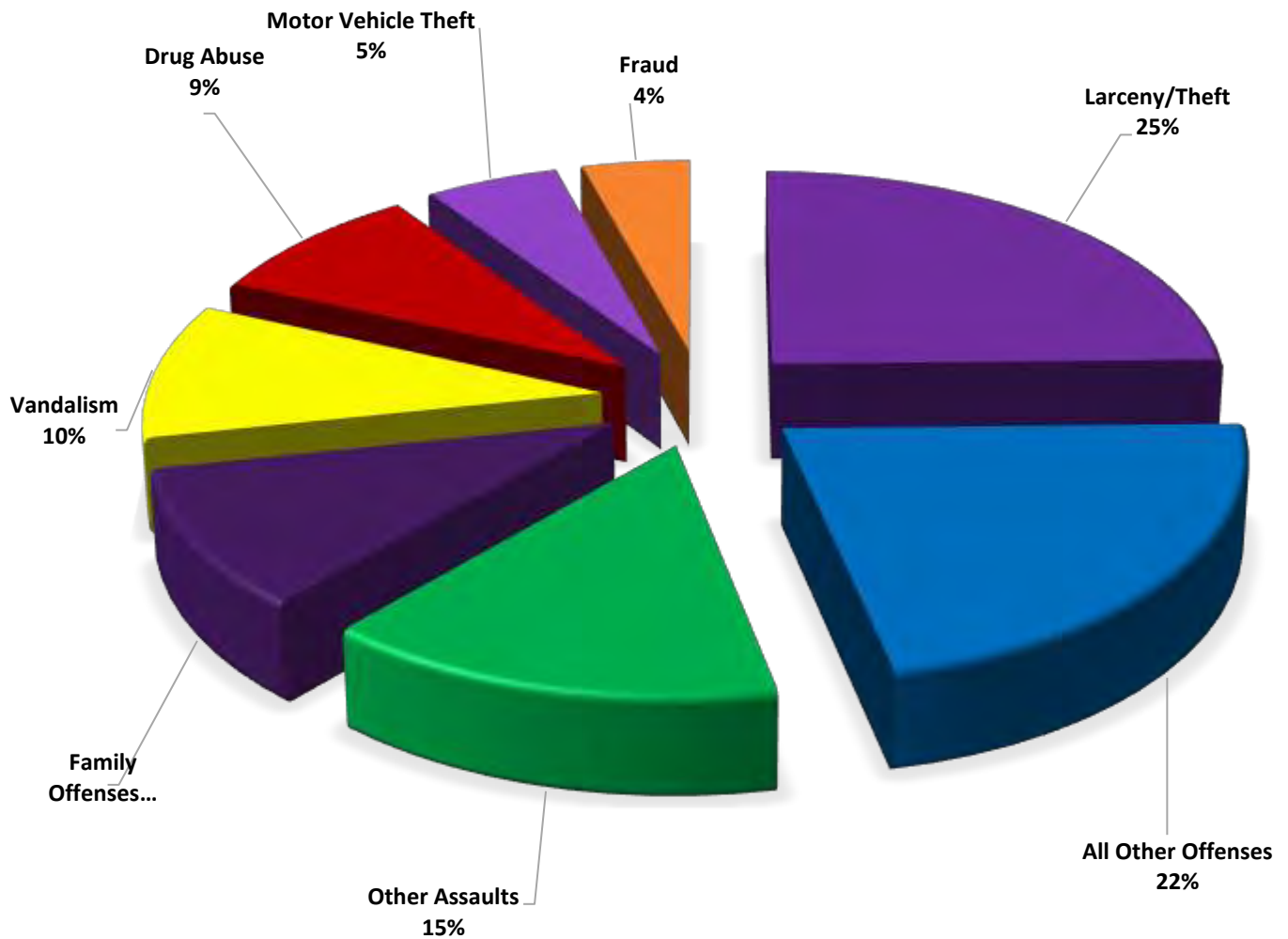
These figures represent preliminary counts of original Police Incident Reports and include all offenses within the above listed City Council District only. Full statistical analysis to determine the confidence level of this data has not been performed. The results contained herein are **approximate in relation to the listed area and may not fully coincide with data shown in other areas of SLCPD's Crime Statistics** page such as Calls for Service, Crimes Trending, and Crime Reports due to and reflective of departmental procedures that were in place at the time the event occurred and the date this data was compiled. Results displayed are not distinguished as attempted or completed crimes, do not include other calls for police service, and only represent police service where a report was made. Police Incident Reports are classified by primary offense categories as defined by the Uniform Crime Reporting (UCR) system, however for this report all offenses are included, and each incident may have more than one offense listed on it. In cases where there is more than one offense listed, all offenses are counted individually. Although every reasonable verification effort is made, the accuracy of any data is subject to the constraints of the report generation process as well as the manner, format, and point in time of any query.

PART I OFFENSES:	Chosen by the FBI as Part I Offenses because they are serious crimes that occur with regularity in all areas of the country and are likely to be reported to Police.
PART II OFFENSES:	All other crimes other than the eight Part I Offenses. The Uniform Crime Reporting Program gathers only arrest data for Part II Offenses, however, SLCPD results displayed in this document display all Part II Offenses, regardless of the presence of arrest data.
ALL OTHER OFFENSES:	Under the Part II Offense section, 'All Other Offenses' include Peeping Tom, Trespass, Kidnap/Abduction, Pornography, Extortion/Blackmail, Bribery, Warrants, Sexual Offenses, Obstruction, Public Peace, and Hit & Run.
NON-UCR OFFENSES:	Non-UCR Offenses include reports for all other offenses not classified as a Part I or Part II Offense. Results displayed separate some of these offenses such as Ambulance Calls, Deaths, Missing Persons, Suicides, Suspicious Activity, and Traffic Accidents.
ALL OTHER NON-UCR:	Under the Non-UCR category, 'All Other' include the remainder of offenses not classified as Part I or Part II and not separated from the Non-UCR Offenses. These include things such as Loud Parties, Barking Dogs, Mentally Ill Subjects, Citizen Assistance, etc.
LOW NUMBER OFFENSES:	On page two, in the interest of space and allowing for easier viewing, the category titled 'Low Number Offenses' include Part I and Part II Offenses from page one that have totals under the amount of 26.

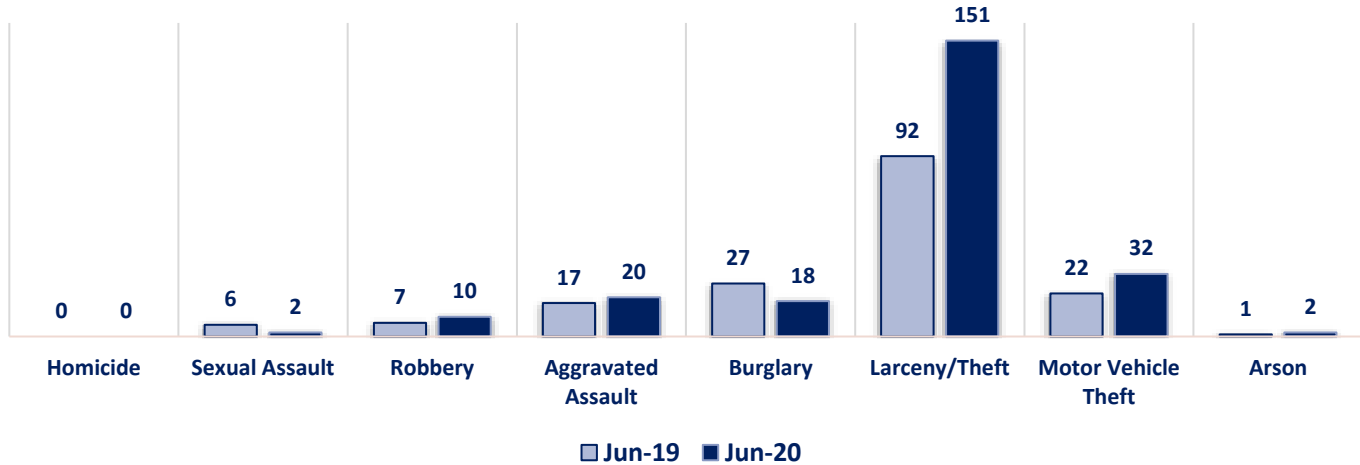
Offenses

PART I OFFENSES	OFFENSE	JUN 19	JUN 20	OFFENSE	JUN 19	JUN 20	PART II OFFENSES
	Homicide	0	0	Other Assaults	46	90	
	Sexual Assault	6	2	Forgery/Counterfeit	7	3	
	Robbery	7	10	Fraud	28	26	
	Aggravated Assault	17	20	Embezzlement	1	0	
	Burglary	27	18	Stolen Property	10	9	
	Larceny/Theft	92	151	Vandalism	45	61	
	Motor Vehicle Theft	22	32	Weapons	5	14	
	Arson	1	2	Prostitution	0	1	
PART I TOTALS		172	235	Sex Offenses	4	2	PART II OFFENSES
NON-UCR OFFENSES	Ambulance Calls	25	24	Drug Abuse	78	54	
	Deaths	8	5	Gambling	0	0	
	Missing Persons	14	7	Family Offenses	41	63	
	Suicides	1	1	DUI	11	5	
	Suspicious Activity	24	35	Liquor Laws	2	1	
	Traffic Accidents	93	63	Drunkenness	6	8	
	All Other	251	228	Disorderly Conduct	13	7	
NON-UCR TOTALS		416	363	All Other Offenses	211	135	
TOTALS	PART I OFFENSES	172	235	Curfew/Loitering	0	0	
	PART II OFFENSES	516	482	Runaway	8	3	
	NON-UCR OFFENSES	416	363	PART II TOTALS	516	482	
	TOTAL	1104	1080				

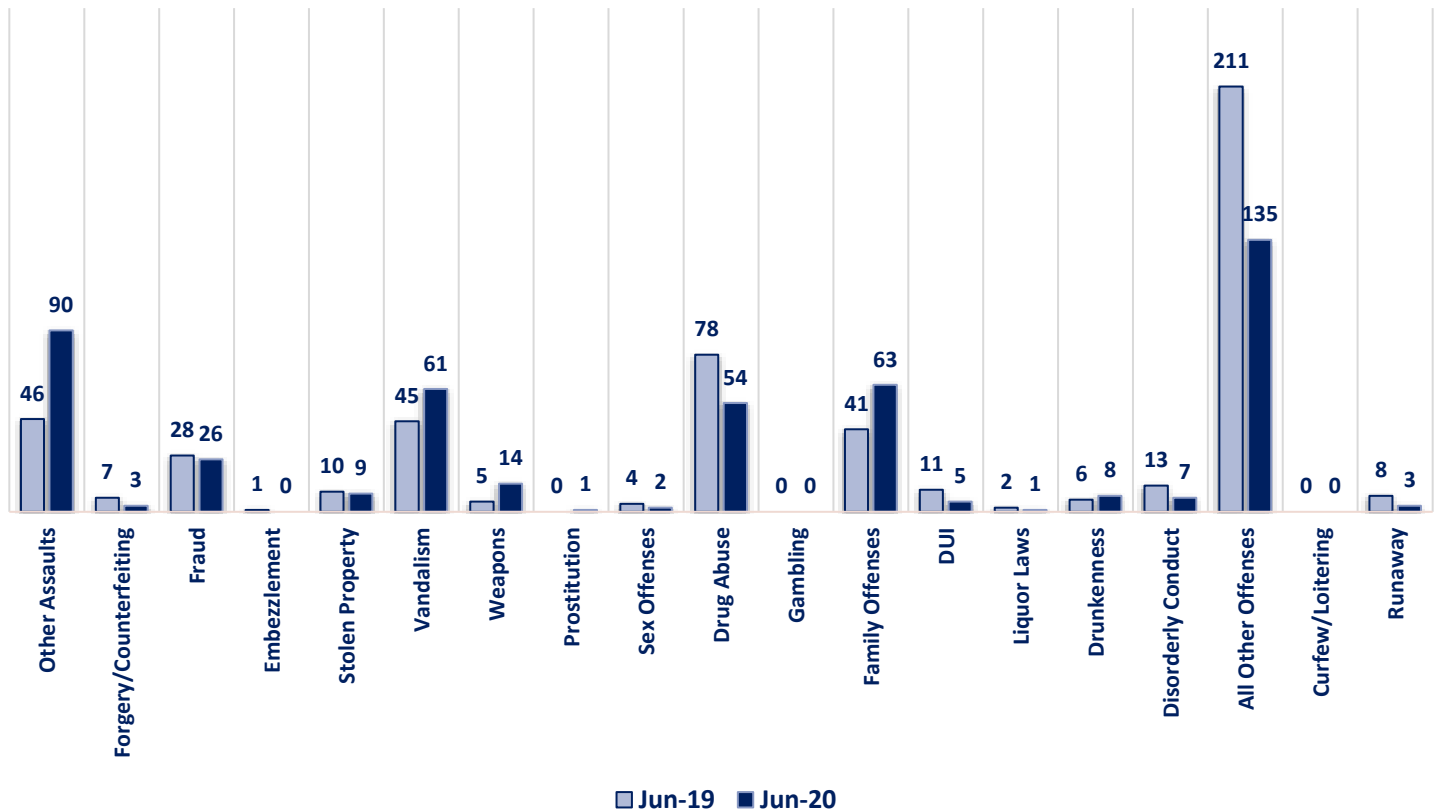
JUNE 2020 - PART I & II OFFENSE PERCENTAGES



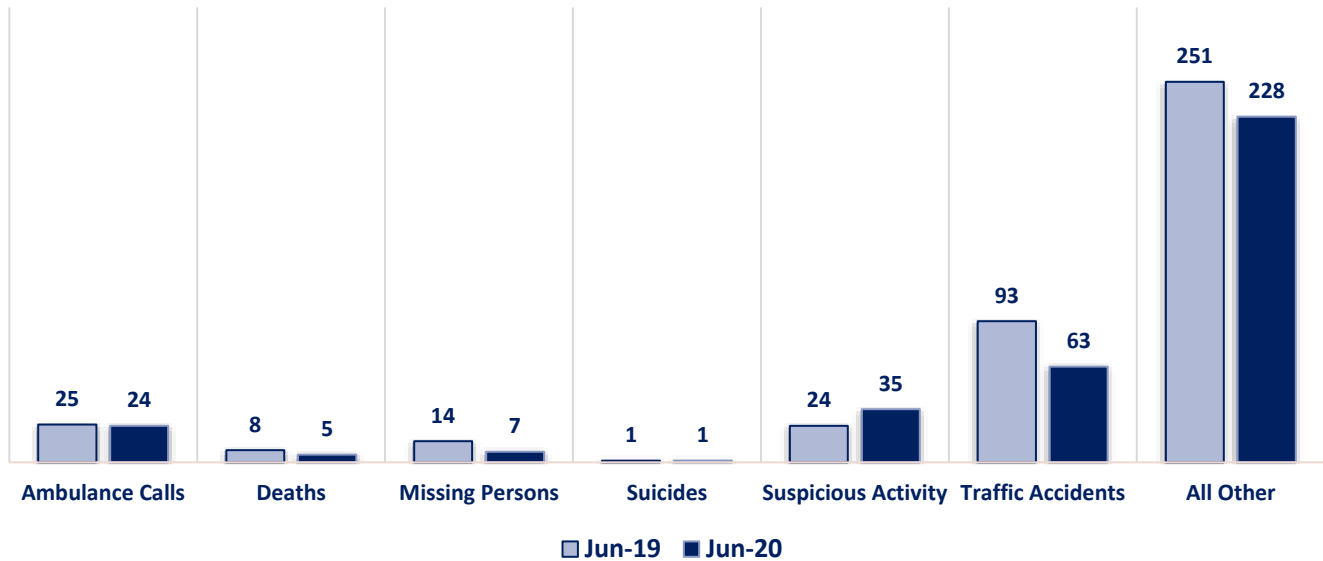
Part I Offenses



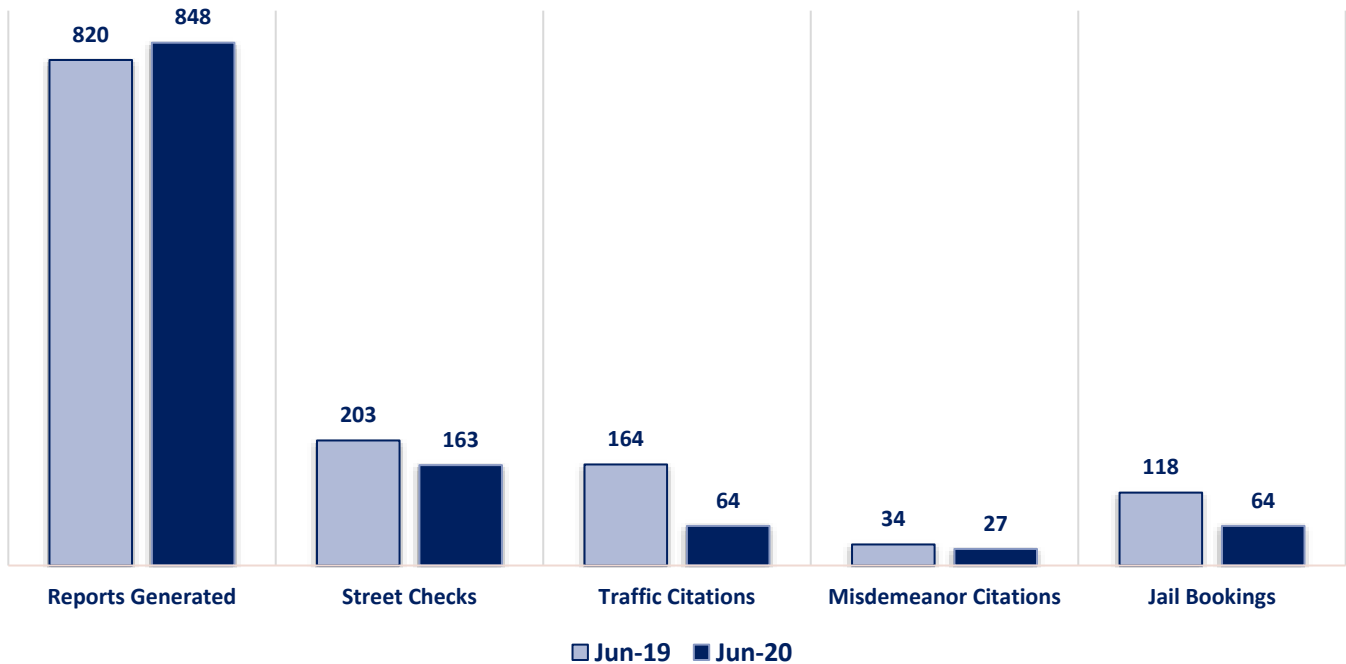
Part II Offenses



Non-UCR Offenses

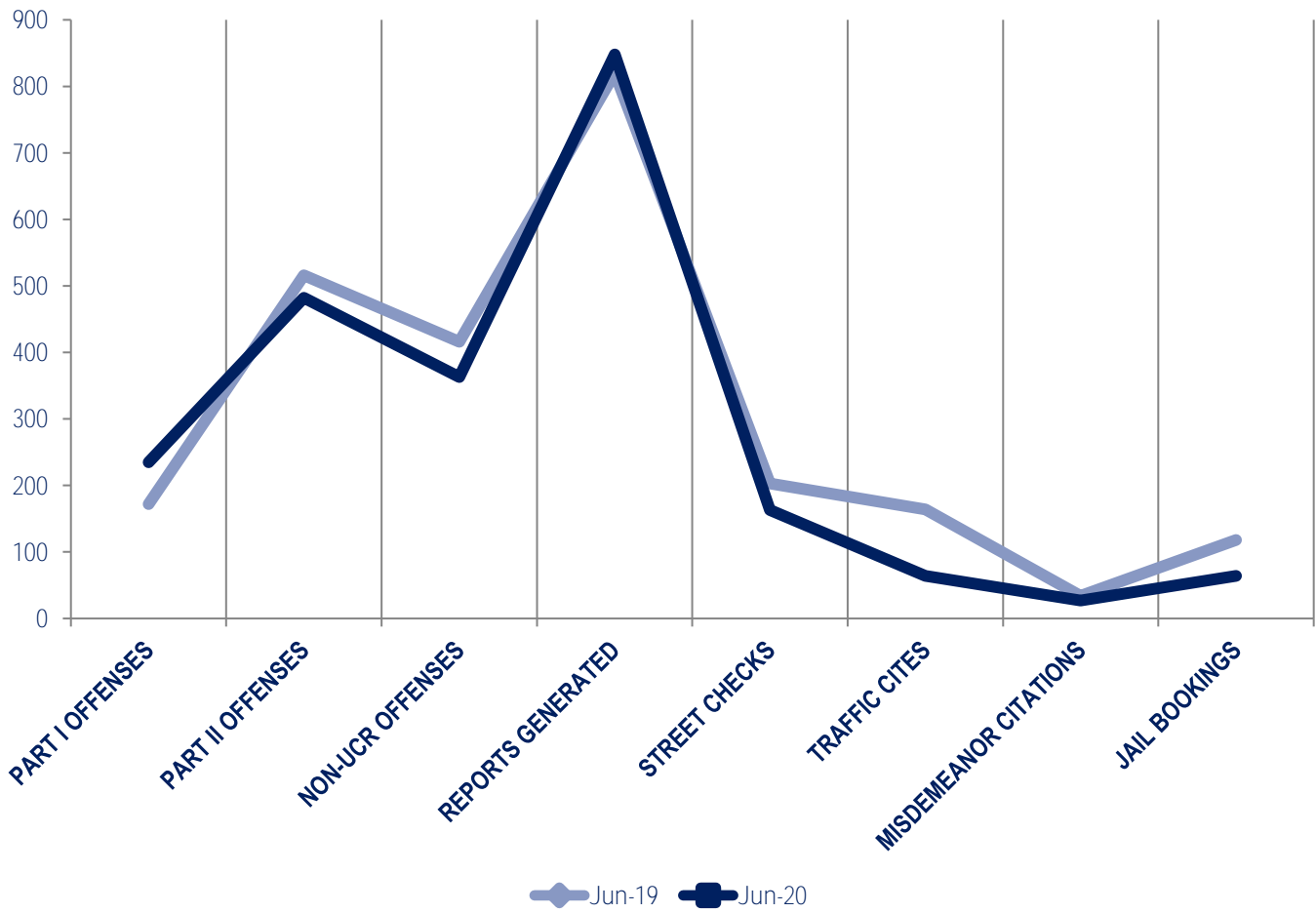


Other Event Totals



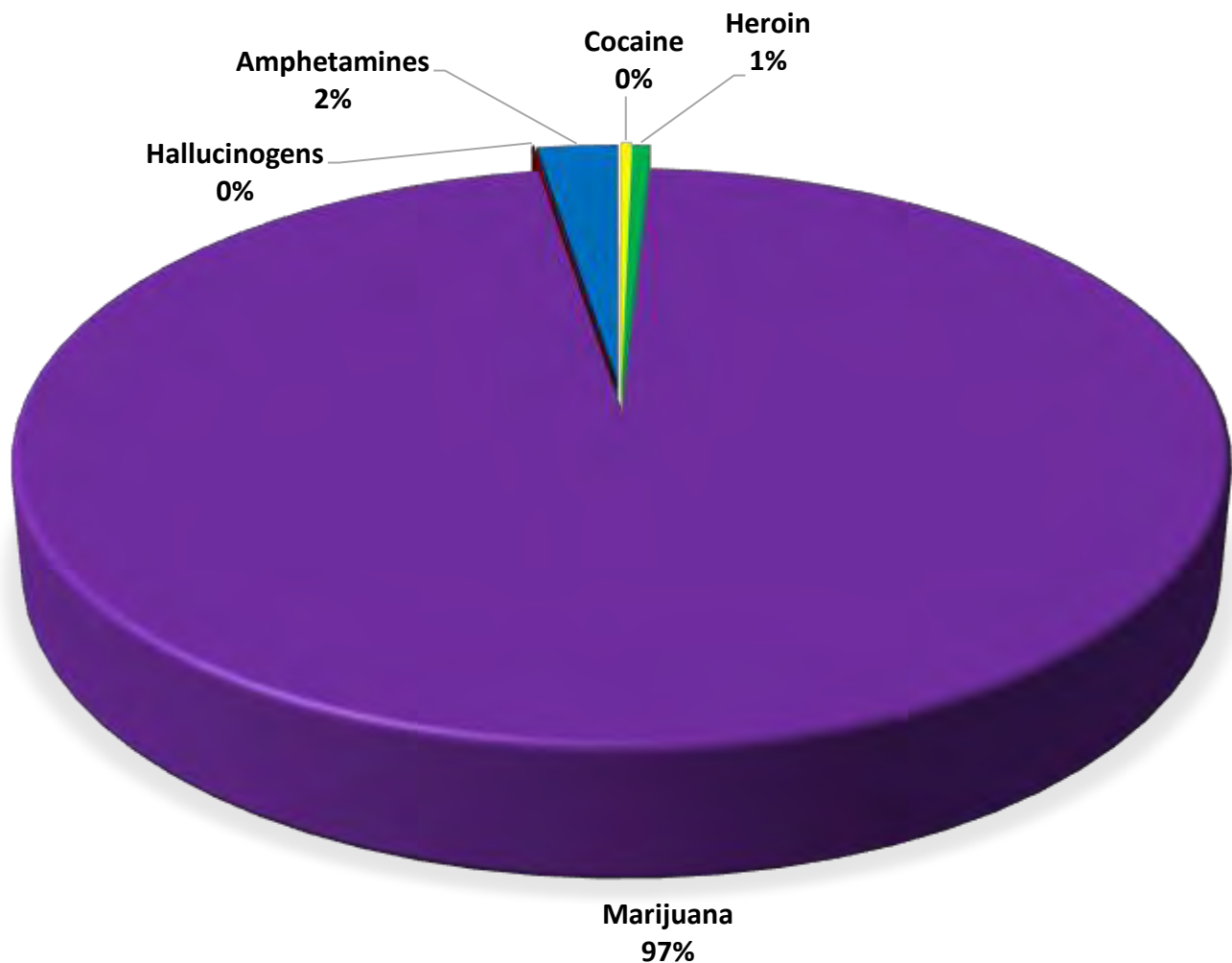
Combined Offense/Event Trends

	JUN 2019	JUN 2020
Part I Offenses	172	235
Part II Offenses	516	482
NonUCR Offenses	416	363
Reports Generated	820	848
Street Checks	203	163
Traffic Citations	164	64
Misdemeanor Citations	34	27
Jail Bookings	118	64

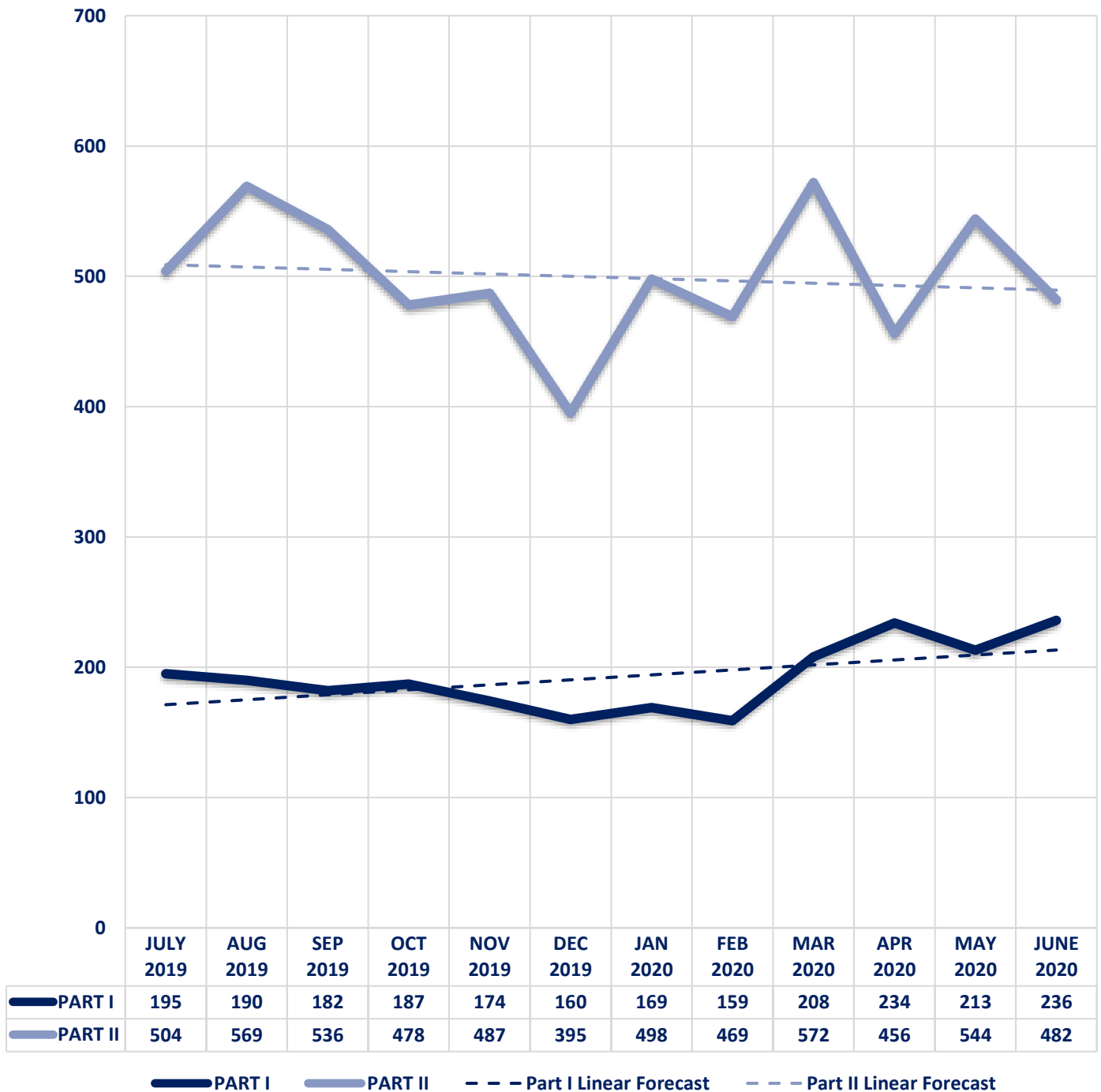


Seized Drugs

TYPE	DOSES	STREET VALUE
Cocaine	147.0	\$ 1,470.00
Heroin	245.0	\$ 2,450.00
Marijuana	42763.8	\$ 256,582.81
Hallucinogens	22.0	\$ 44.09
Amphetamines	1116.1	\$ 11,161.00
TOTAL	44293.9	\$ 271,707.90



Part I & II Offenses - One Year





CITY COUNCIL DISTRICT #2

MONTHLY OFFENSE SUMMARY

July 2020

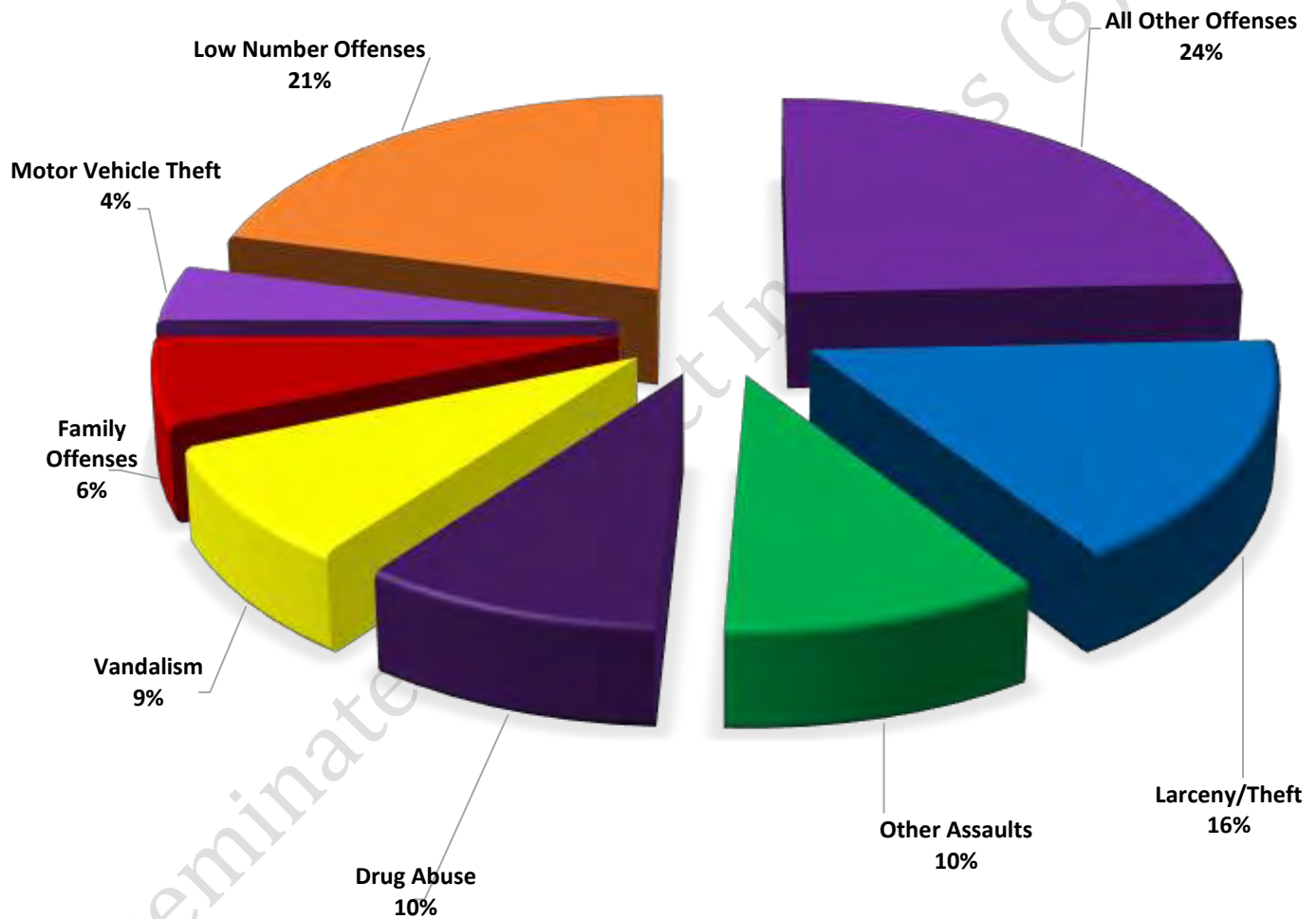
These figures represent preliminary counts of original Police Incident Reports and include all offenses within the above listed City Council District only. Full statistical analysis to determine the confidence level of this data has not been performed. The results contained herein are **approximate in relation to the listed area and may not fully coincide with data shown in other areas of SLCPD's Crime Statistics** page such as Calls for Service, Crimes Trending, and Crime Reports due to and reflective of departmental procedures that were in place at the time the event occurred and the date this data was compiled. Results displayed are not distinguished as attempted or completed crimes, do not include other calls for police service, and only represent police service where a report was made. Police Incident Reports are classified by primary offense categories as defined by the Uniform Crime Reporting (UCR) system, however for this report all offenses are included, and each incident may have more than one offense listed on it. In cases where there is more than one offense listed, all offenses are counted individually. Although every reasonable verification effort is made, the accuracy of any data is subject to the constraints of the report generation process as well as the manner, format, and point in time of any query.

PART I OFFENSES:	Chosen by the FBI as Part I Offenses because they are serious crimes that occur with regularity in all areas of the country and are likely to be reported to Police.
PART II OFFENSES:	All other crimes other than the eight Part I Offenses. The Uniform Crime Reporting Program gathers only arrest data for Part II Offenses, however, SLCPD results displayed in this document display all Part II Offenses, regardless of the presence of arrest data.
ALL OTHER OFFENSES:	Under the Part II Offense section, 'All Other Offenses' include Peeping Tom, Trespass, Kidnap/Abduction, Pornography, Extortion/Blackmail, Bribery, Warrants, Sexual Offenses, Obstruction, Public Peace, and Hit & Run.
NON-UCR OFFENSES:	Non-UCR Offenses include reports for all other offenses not classified as a Part I or Part II Offense. Results displayed separate some of these offenses such as Ambulance Calls, Deaths, Missing Persons, Suicides, Suspicious Activity, and Traffic Accidents.
ALL OTHER NON-UCR:	Under the Non-UCR category, 'All Other' include the remainder of offenses not classified as Part I or Part II and not separated from the Non-UCR Offenses. These include things such as Loud Parties, Barking Dogs, Mentally Ill Subjects, Citizen Assistance, etc.
LOW NUMBER OFFENSES:	On page two, in the interest of space and allowing for easier viewing, the category titled 'Low Number Offenses' include Part I and Part II Offenses from page one that have totals under the amount of 24.

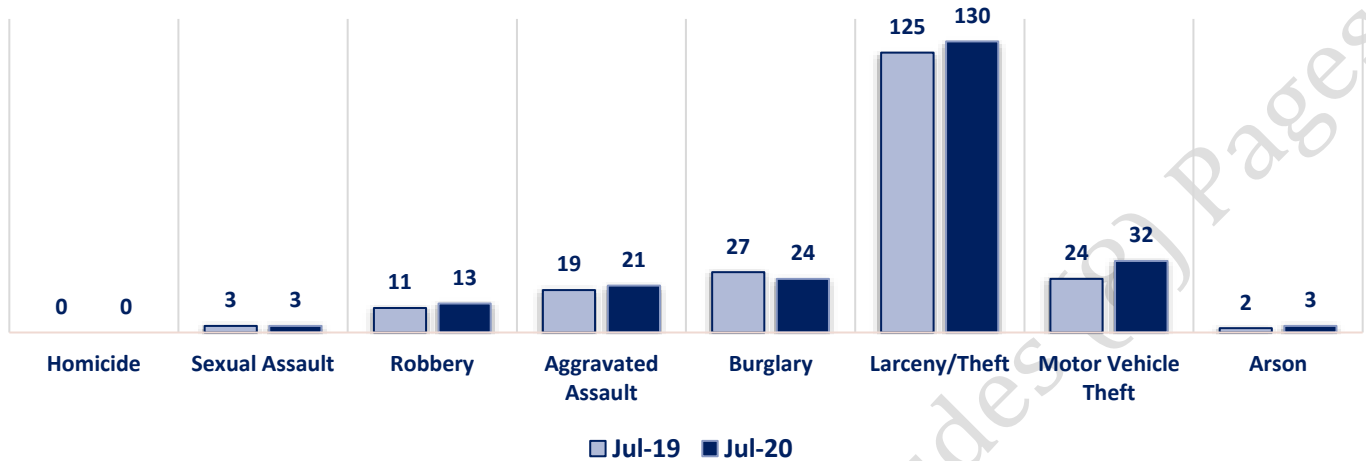
Offenses

PART I OFFENSES VIOLENT PROPERTY		OFFENSE		JUL 19	JUL 20	PART II OFFENSES			
		Homicide		0	0				
		Sexual Assault		3	3				
		Robbery		11	13				
		Aggravated Assault		19	21				
		Burglary		27	24				
		Larceny/Theft		125	130				
		Motor Vehicle Theft		24	32				
		Arson		2	3				
		PART I TOTALS		211	226				
NON-UCR OFFENSES		Ambulance Calls		18	28	Drug Abuse		111	75
		Deaths		4	7	Gambling		0	0
		Missing Persons		3	9	Family Offenses		63	50
		Suicides		0	0	DUI		8	8
		Suspicious Activity		17	30	Liquor Laws		2	1
		Traffic Accidents		89	71	Drunkenness		8	13
		All Other		231	257	Disorderly Conduct		10	9
		NON-UCR TOTALS		362	402	All Other Offenses		179	192
TOTALS		PART I OFFENSES		211	226	Curfew/Loitering		0	0
		PART II OFFENSES		551	564	Runaway		1	6
		NON-UCR OFFENSES		362	402	PART II TOTALS		551	564
		TOTAL		1124	1192				

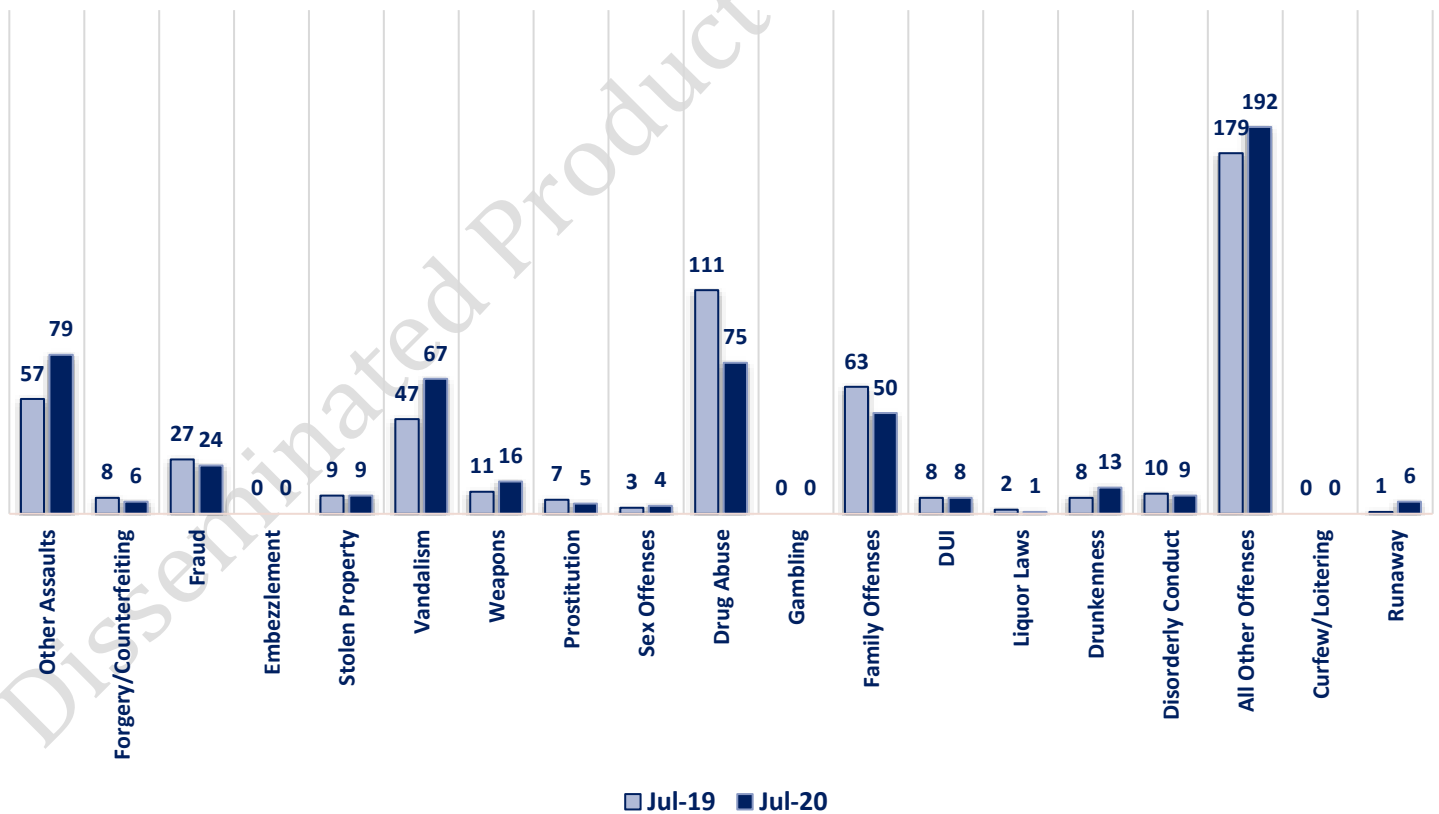
JULY 2020- PART I & II OFFENSE PERCENTAGES



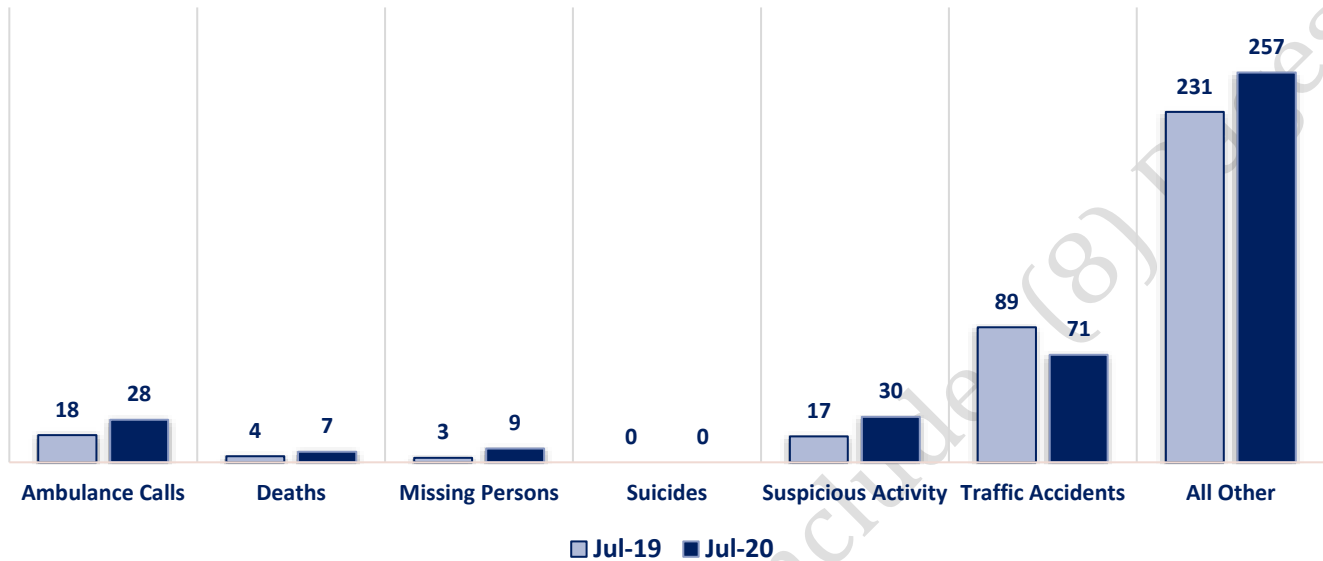
Part I Offenses



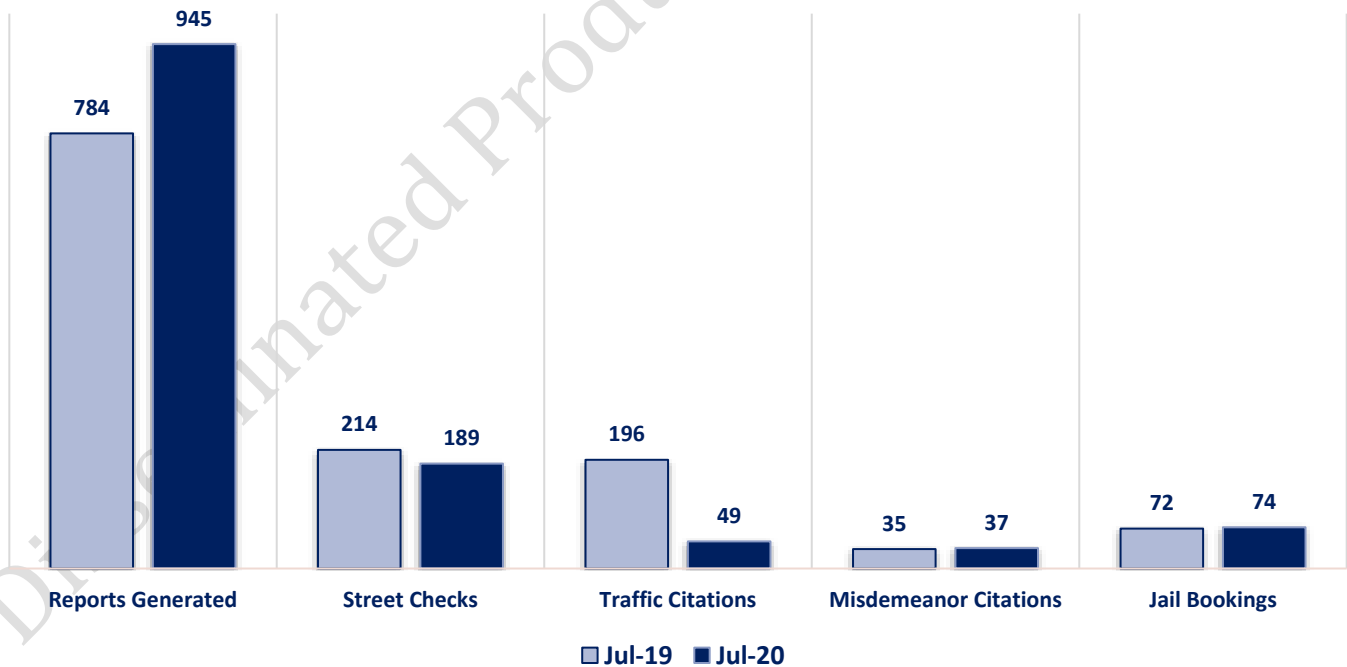
Part II Offenses



Non-UCR Offenses

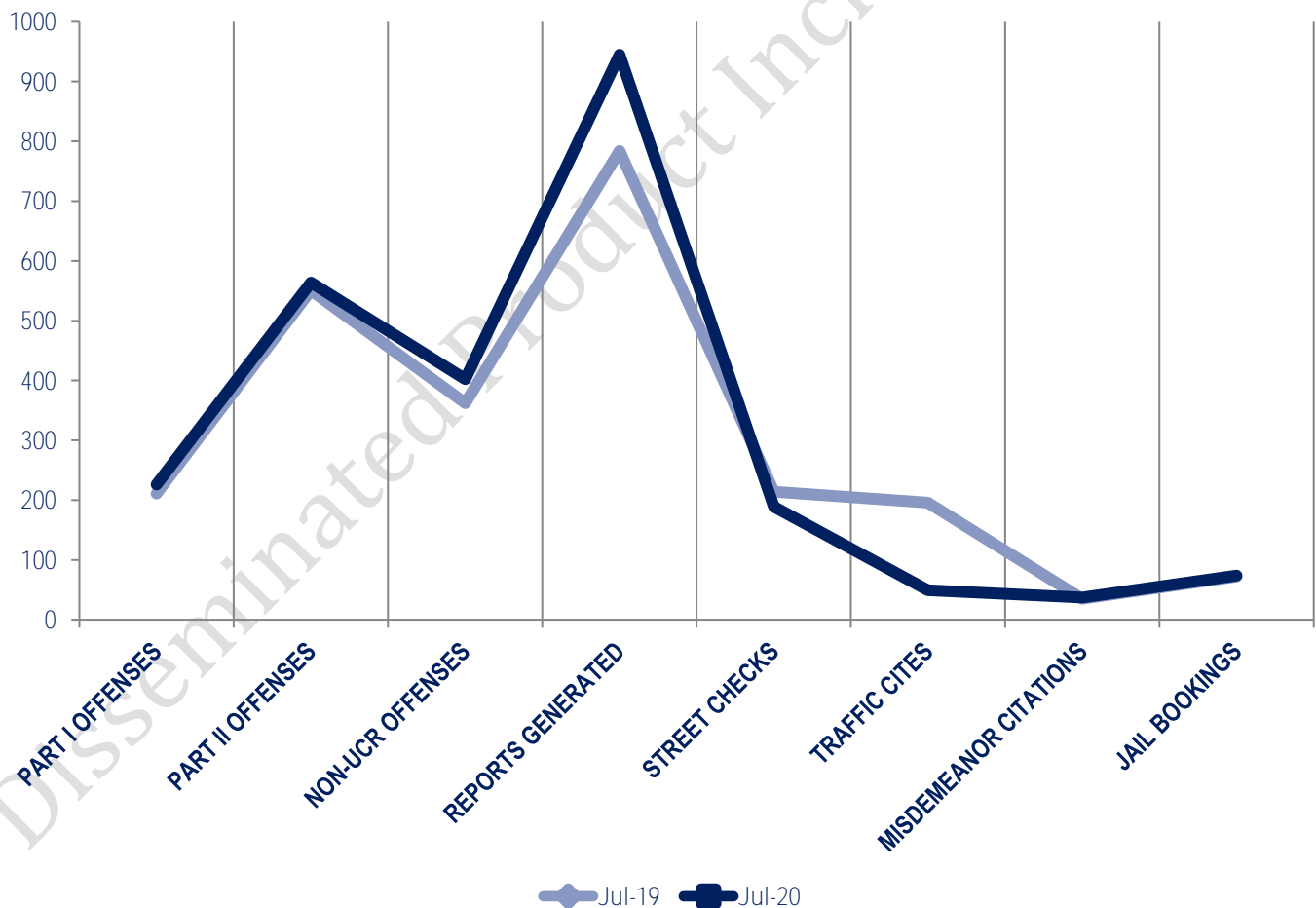


Other Event Totals



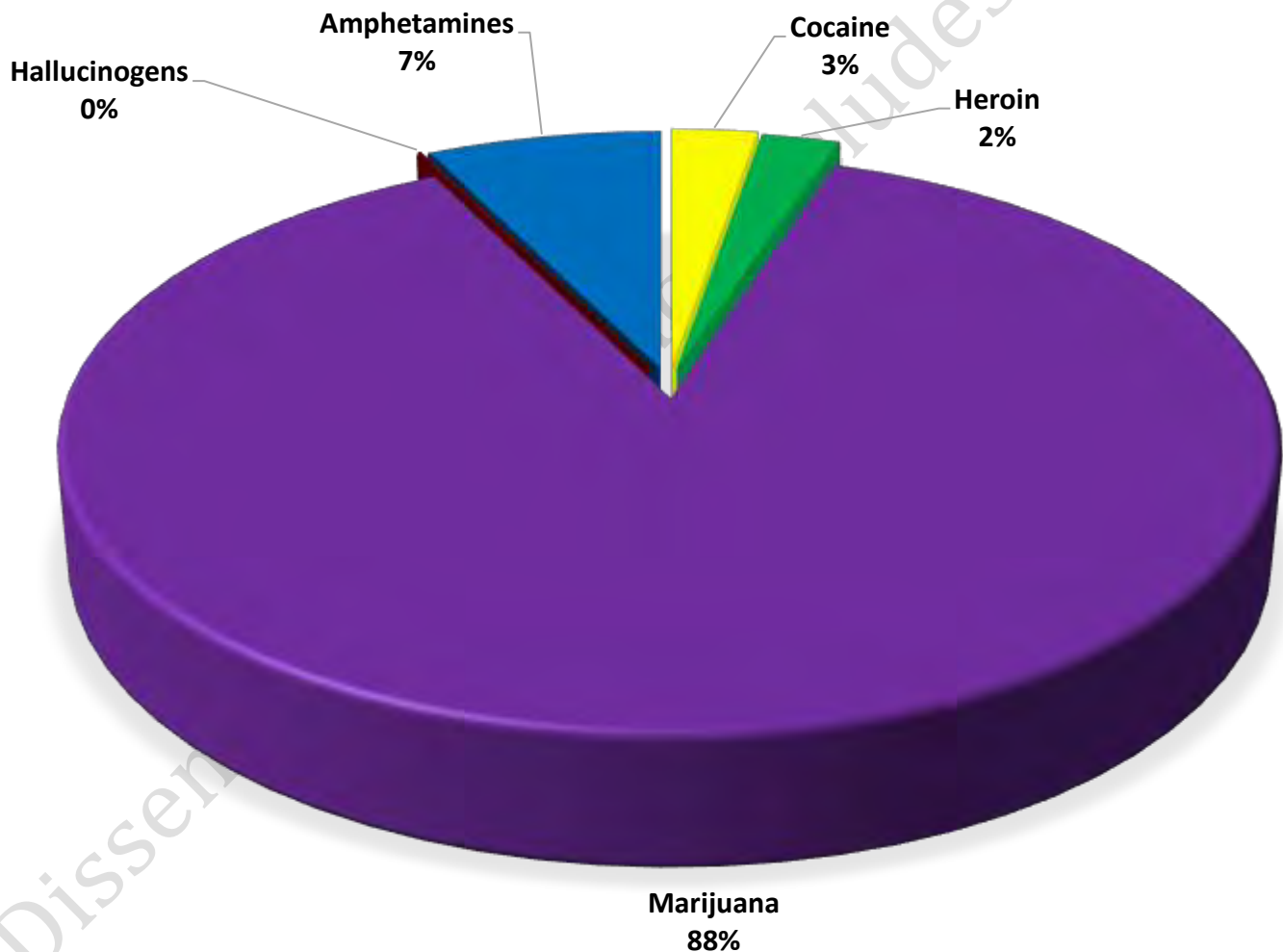
Combined Offense/Event Trends

	JULY 2019	JULY 2020
Part I Offenses	211	226
Part II Offenses	551	564
NonUCR Offenses	362	402
Reports Generated	784	945
Street Checks	214	189
Traffic Citations	196	49
Misdemeanor Citations	35	37
Jail Bookings	72	74

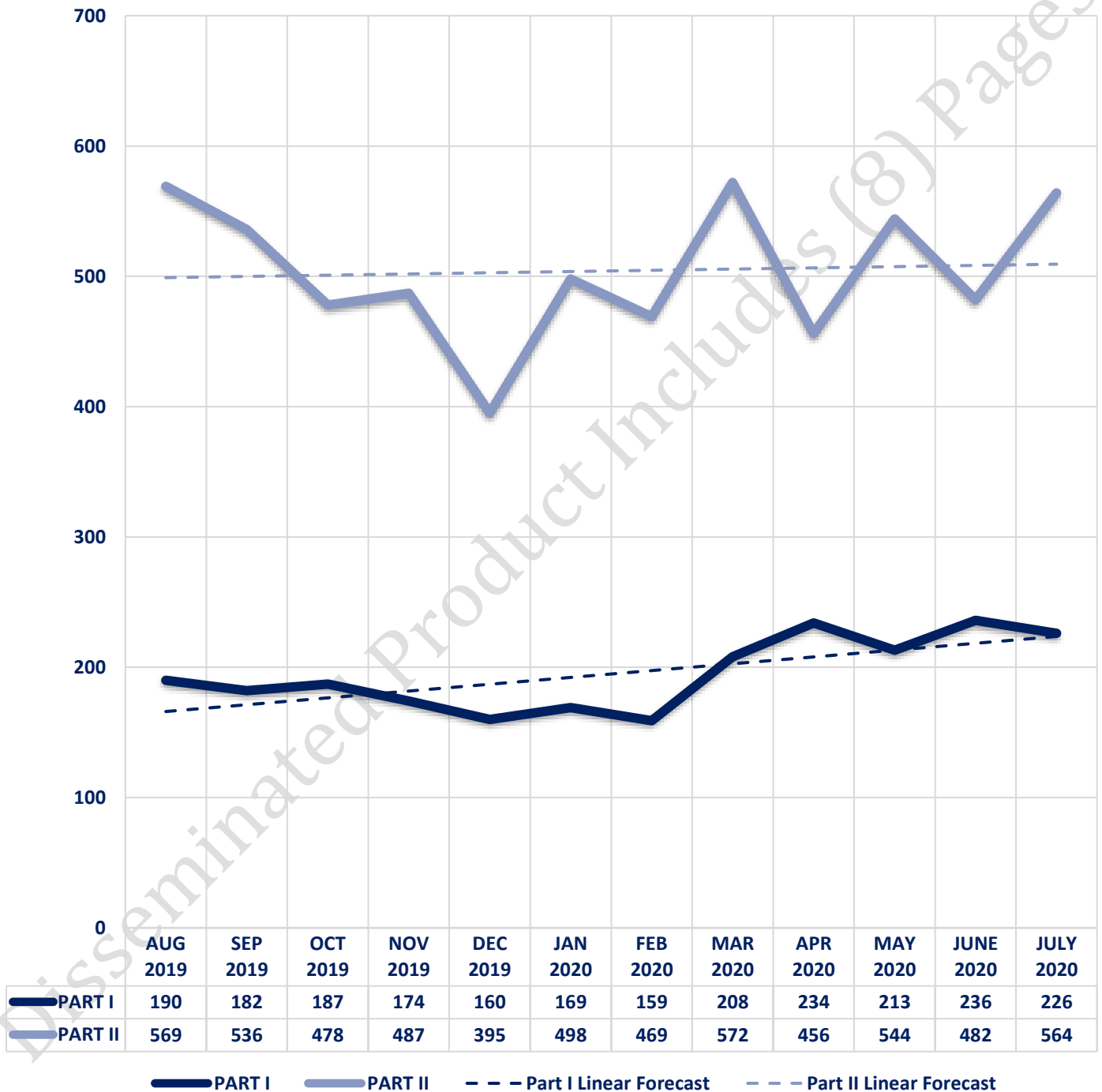


Seized Drugs

TYPE	DOSES	STREET VALUE
Cocaine	311.0	\$ 3,110.00
Heroin	280.2	\$ 2,802.00
Marijuana	10156.7	\$ 60,940.43
Hallucinogens	5.5	\$ 10.93
Amphetamines	848.4	\$ 8,484.00
TOTAL	11601.8	\$ 75,347.36



Part I & II Offenses - One Year





CITY COUNCIL DISTRICT #2

MONTHLY OFFENSE SUMMARY

August 2020

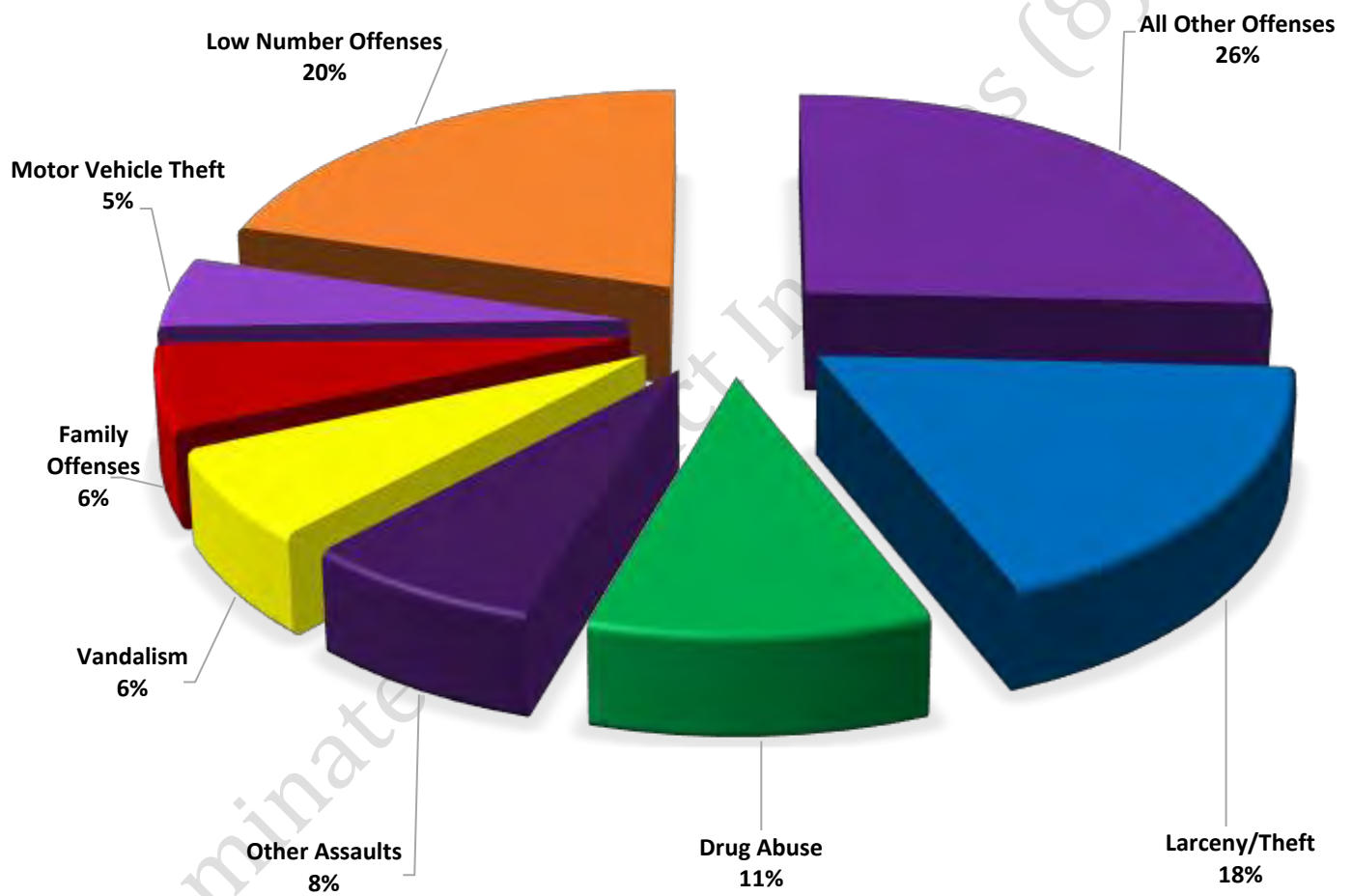
These figures represent preliminary counts of original Police Incident Reports and include all offenses within the above listed City Council District only. Full statistical analysis to determine the confidence level of this data has not been performed. The results contained herein are **approximate in relation to the listed area and may not fully coincide with data shown in other areas of SLCPD's Crime Statistics** page such as Calls for Service, Crimes Trending, and Crime Reports due to and reflective of departmental procedures that were in place at the time the event occurred and the date this data was compiled. Results displayed are not distinguished as attempted or completed crimes, do not include other calls for police service, and only represent police service where a report was made. Police Incident Reports are classified by primary offense categories as defined by the Uniform Crime Reporting (UCR) system, however for this report all offenses are included, and each incident may have more than one offense listed on it. In cases where there is more than one offense listed, all offenses are counted individually. Although every reasonable verification effort is made, the accuracy of any data is subject to the constraints of the report generation process as well as the manner, format, and point in time of any query.

PART I OFFENSES:	Chosen by the FBI as Part I Offenses because they are serious crimes that occur with regularity in all areas of the country and are likely to be reported to Police.
PART II OFFENSES:	All other crimes other than the eight Part I Offenses. The Uniform Crime Reporting Program gathers only arrest data for Part II Offenses, however, SLCPD results displayed in this document display all Part II Offenses, regardless of the presence of arrest data.
ALL OTHER OFFENSES:	Under the Part II Offense section, 'All Other Offenses' include Peeping Tom, Trespass, Kidnap/Abduction, Pornography, Extortion/Blackmail, Bribery, Warrants, Sexual Offenses, Obstruction, Public Peace, and Hit & Run.
NON-UCR OFFENSES:	Non-UCR Offenses include reports for all other offenses not classified as a Part I or Part II Offense. Results displayed separate some of these offenses such as Ambulance Calls, Deaths, Missing Persons, Suicides, Suspicious Activity, and Traffic Accidents.
ALL OTHER NON-UCR:	Under the Non-UCR category, 'All Other' include the remainder of offenses not classified as Part I or Part II and not separated from the Non-UCR Offenses. These include things such as Loud Parties, Barking Dogs, Mentally Ill Subjects, Citizen Assistance, etc.
LOW NUMBER OFFENSES:	On page two, in the interest of space and allowing for easier viewing, the category titled 'Low Number Offenses' include Part I and Part II Offenses from page one that have totals under the amount of 30.

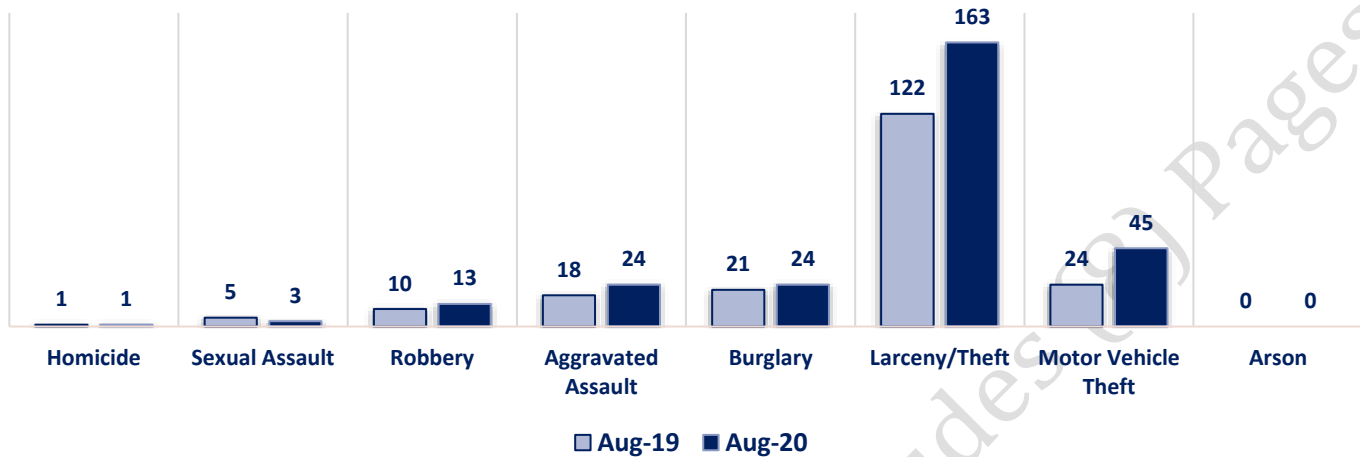
Offenses

PART I OFFENSES VIOLENT PROPERTY		OFFENSE		AUG 19	AUG 20	PART II OFFENSES	
		Homicide		1	1		
		Sexual Assault		5	3		
		Robbery		10	13		
		Aggravated Assault		18	24		
		Burglary		21	24		
		Larceny/Theft		122	163		
		Motor Vehicle Theft		24	45		
		Arson		0	0		
		PART I TOTALS		201	273		
NON-UCR OFFENSES		Ambulance Calls		20	23	PART II OFFENSES	
		Deaths		7	5		
		Missing Persons		7	9		
		Suicides		1	1		
		Suspicious Activity		18	42		
		Traffic Accidents		81	69		
		All Other		226	233		
		NON-UCR TOTALS		360	382		
TOTALS		PART I OFFENSES		201	273	PART II OFFENSES	
		PART II OFFENSES		599	623		
		NON-UCR OFFENSES		360	382		
TOTAL		1160	1278				

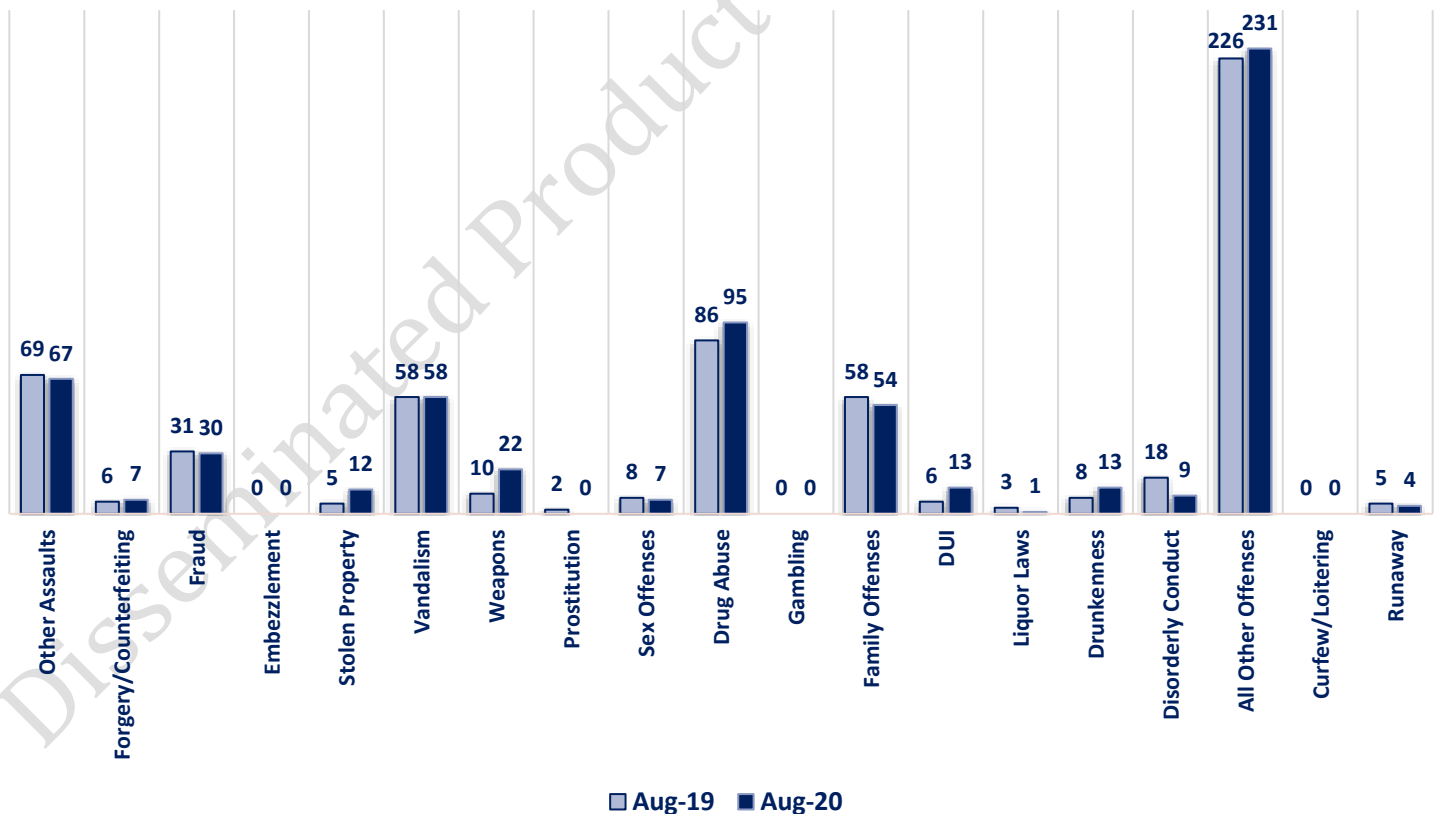
AUGUST 2020- PART I & II OFFENSE PERCENTAGES



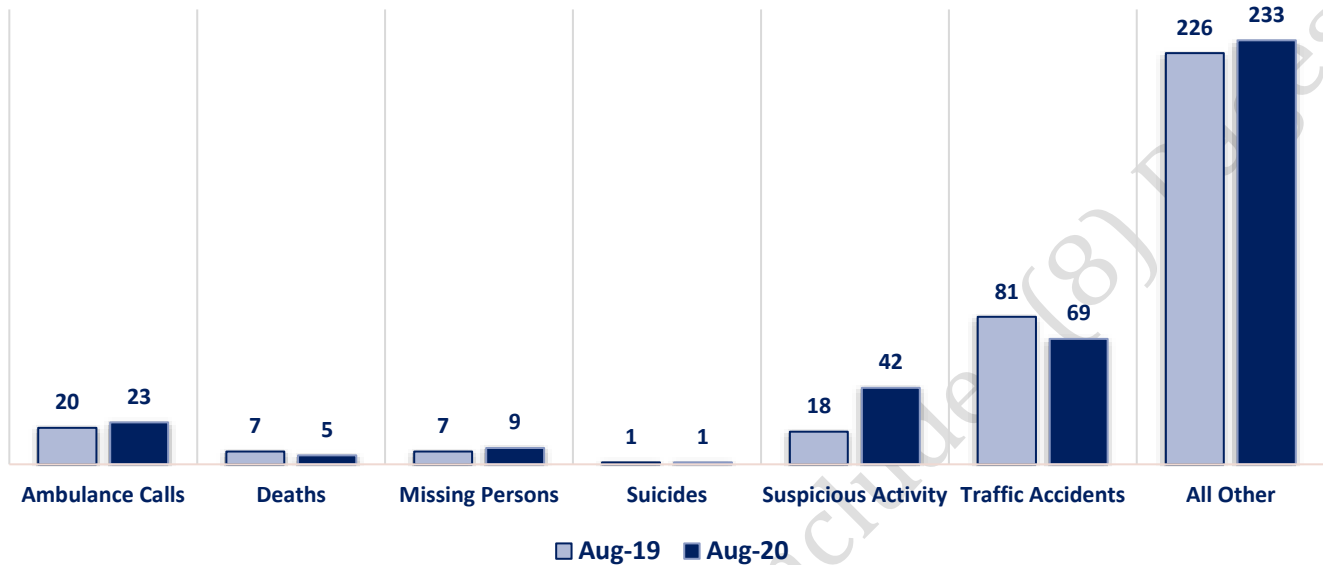
Part I Offenses



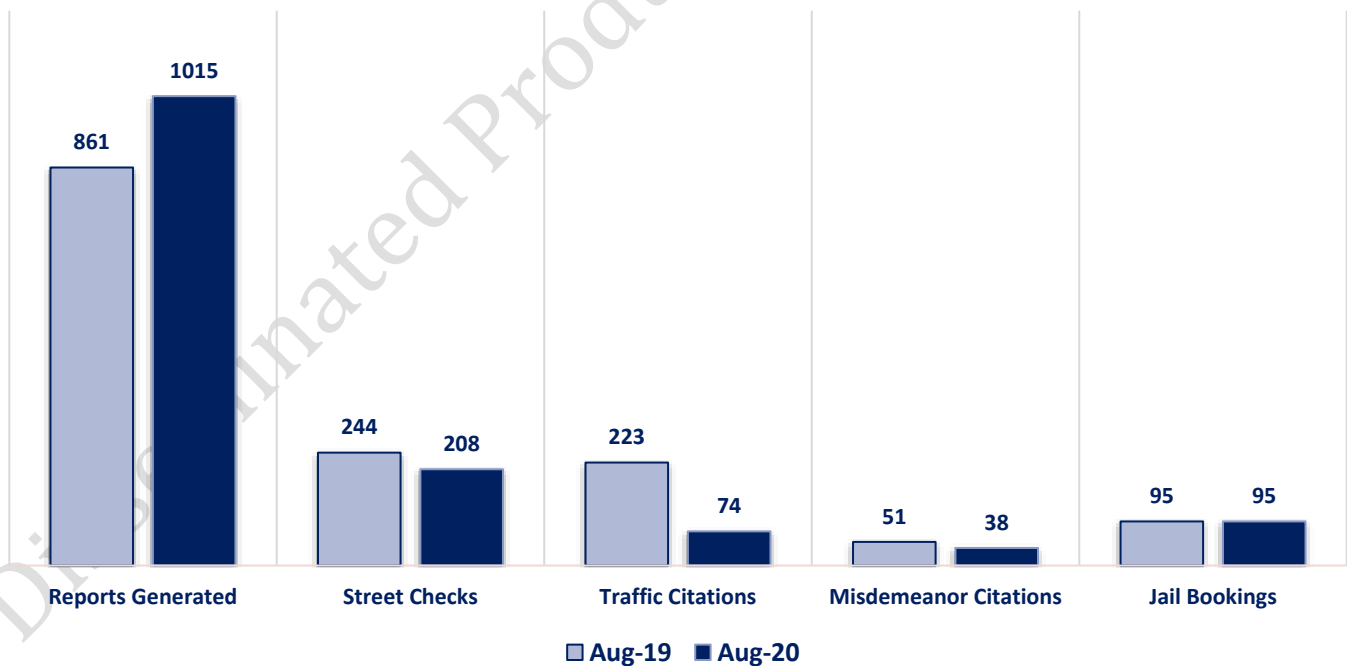
Part II Offenses



Non-UCR Offenses

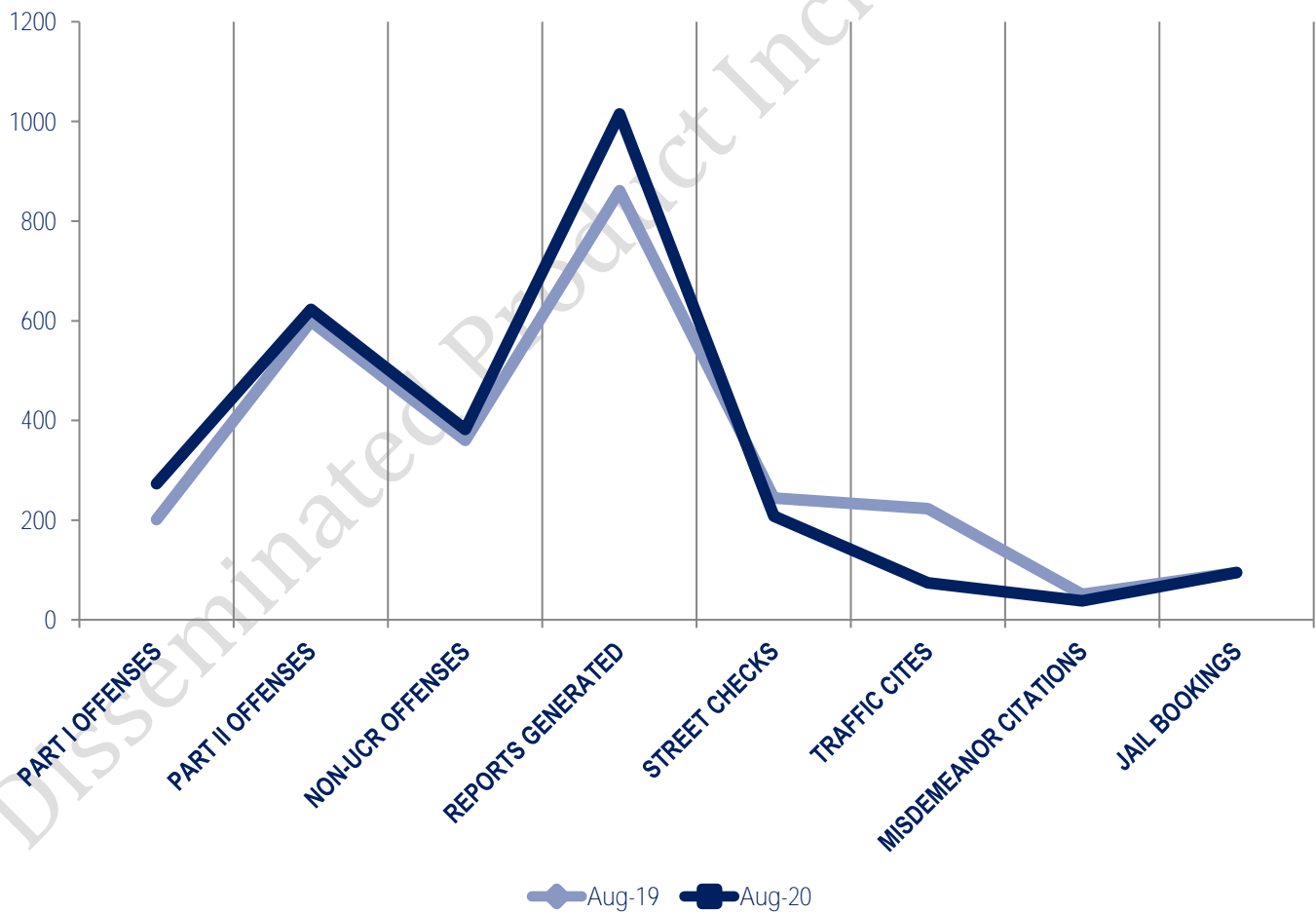


Other Event Totals



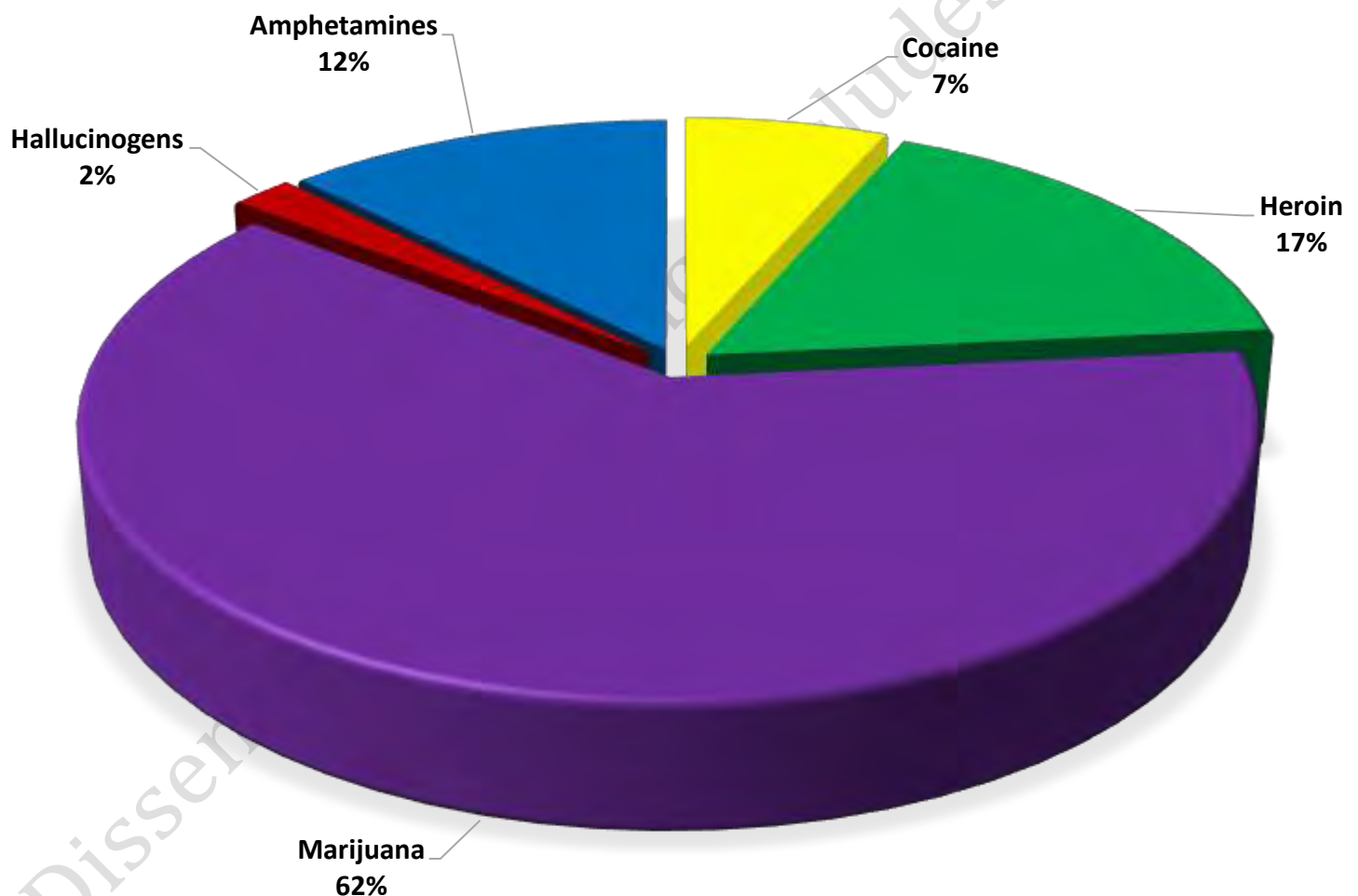
Combined Offense/Event Trends

	AUG 2019	AUG 2020
Part I Offenses	201	273
Part II Offenses	599	623
NonUCR Offenses	360	382
Reports Generated	861	1015
Street Checks	244	208
Traffic Citations	223	74
Misdemeanor Citations	51	38
Jail Bookings	95	95

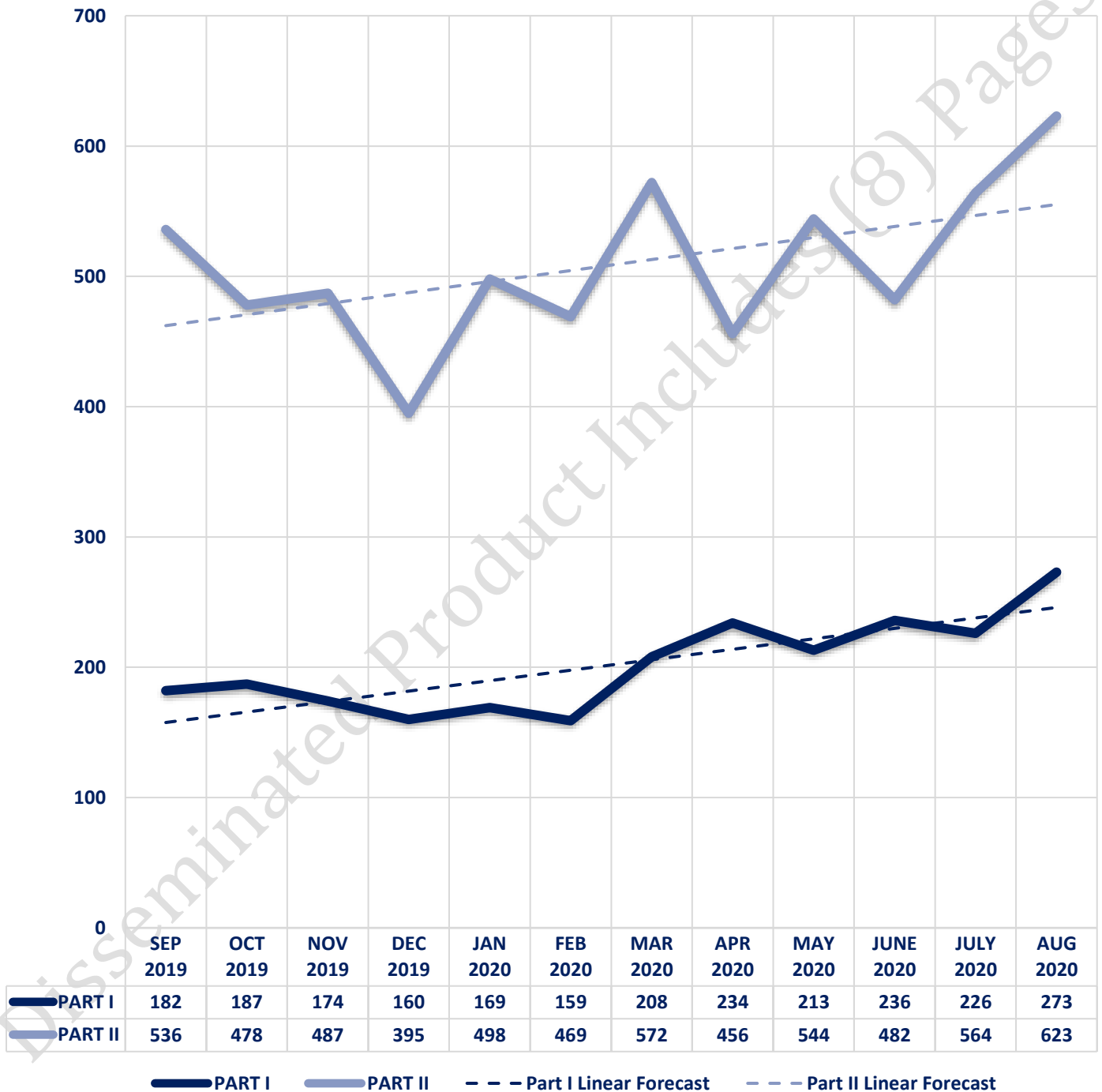


Seized Drugs

TYPE	DOSES	STREET VALUE
Cocaine	230.0	\$ 2,300.00
Heroin	595.9	\$ 5,959.00
Marijuana	2190.3	\$ 13,141.89
Hallucinogens	68.3	\$ 136.51
Amphetamines	437.8	\$ 4,378.00
TOTAL	3522.3	\$ 25,915.40



Part I & II Offenses - One Year





CITY COUNCIL DISTRICT #2

MONTHLY OFFENSE SUMMARY

SEPTEMBER 2020

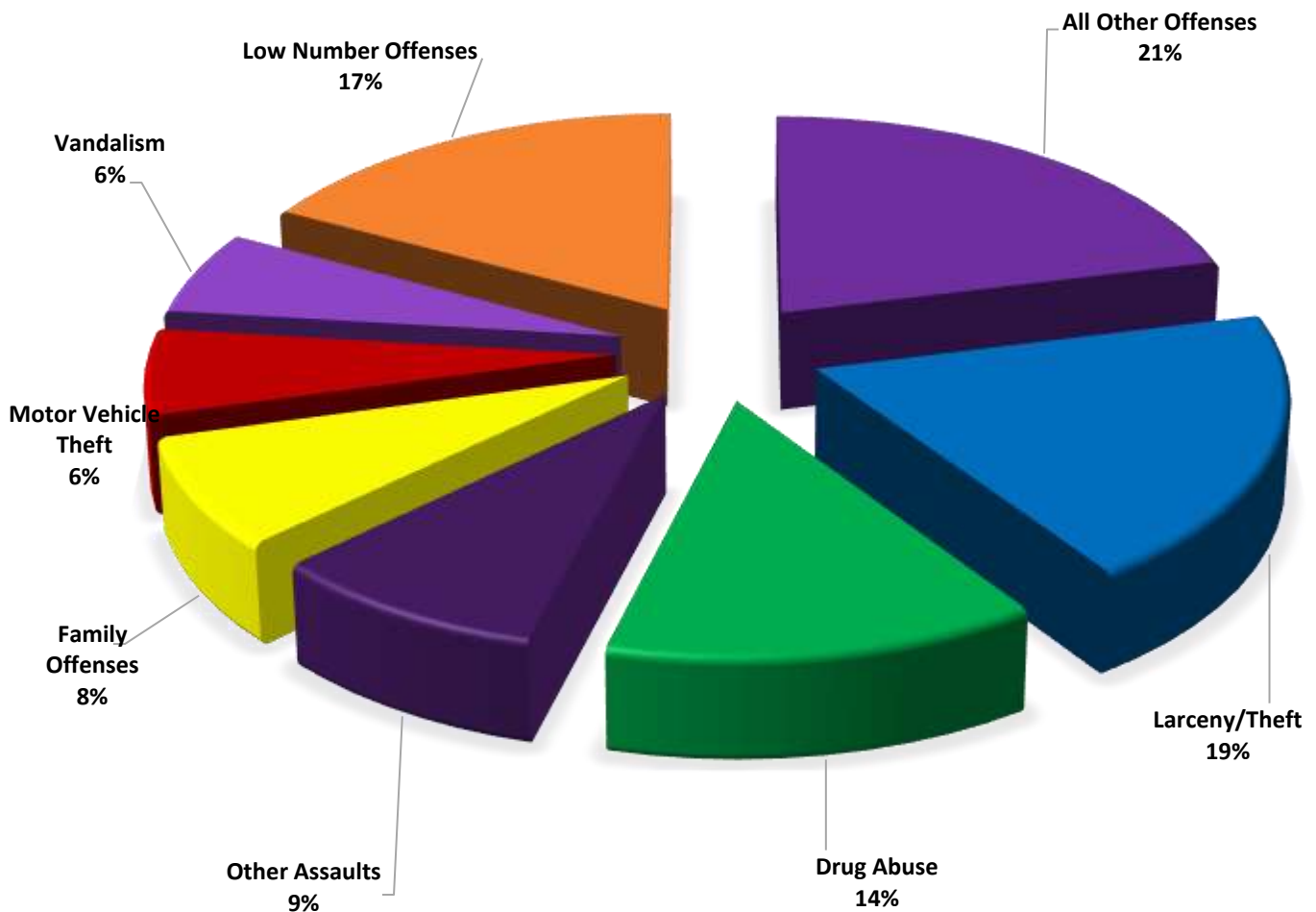
These figures represent preliminary counts of original Police Incident Reports and include all offenses within the above listed City Council District only. Full statistical analysis to determine the confidence level of this data has not been performed. The results contained herein are **approximate in relation to the listed area and may not fully coincide with data shown in other areas of SLCPD's Crime Statistics** page such as Calls for Service, Crimes Trending, and Crime Reports due to and reflective of departmental procedures that were in place at the time the event occurred and the date this data was compiled. Results displayed are not distinguished as attempted or completed crimes, do not include other calls for police service, and only represent police service where a report was made. Police Incident Reports are classified by primary offense categories as defined by the Uniform Crime Reporting (UCR) system, however for this report all offenses are included, and each incident may have more than one offense listed on it. In cases where there is more than one offense listed, all offenses are counted individually. Although every reasonable verification effort is made, the accuracy of any data is subject to the constraints of the report generation process as well as the manner, format, and point in time of any query.

PART I OFFENSES:	Chosen by the FBI as Part I Offenses because they are serious crimes that occur with regularity in all areas of the country and are likely to be reported to Police.
PART II OFFENSES:	All other crimes other than the eight Part I Offenses. The Uniform Crime Reporting Program gathers only arrest data for Part II Offenses, however, SLCPD results displayed in this document display all Part II Offenses, regardless of the presence of arrest data.
ALL OTHER OFFENSES:	Under the Part II Offense section, 'All Other Offenses' include Peeping Tom, Trespass, Kidnap/Abduction, Pornography, Extortion/Blackmail, Bribery, Warrants, Sexual Offenses, Obstruction, Public Peace, and Hit & Run.
NON-UCR OFFENSES:	Non-UCR Offenses include reports for all other offenses not classified as a Part I or Part II Offense. Results displayed separate some of these offenses such as Ambulance Calls, Deaths, Missing Persons, Suicides, Suspicious Activity, and Traffic Accidents.
ALL OTHER NON-UCR:	Under the Non-UCR category, 'All Other' include the remainder of offenses not classified as Part I or Part II and not separated from the Non-UCR Offenses. These include things such as Loud Parties, Barking Dogs, Mentally Ill Subjects, Citizen Assistance, etc.
LOW NUMBER OFFENSES:	On page two, in the interest of space and allowing for easier viewing, the category titled 'Low Number Offenses' include Part I and Part II Offenses from page one that have totals under the amount of 26.

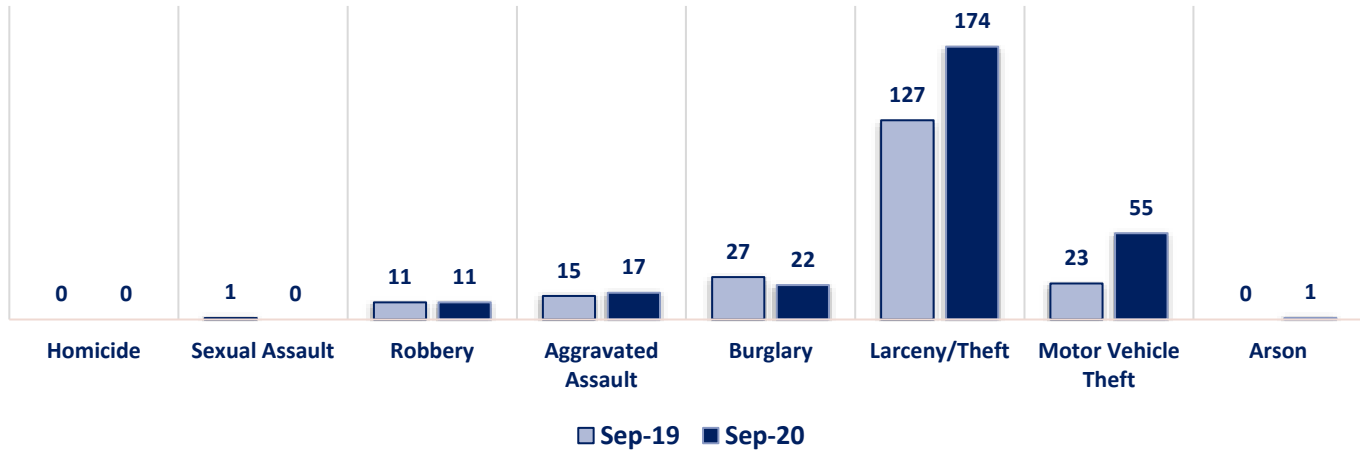
Offenses

PART I OFFENSES	OFFENSE	SEPT 19	SEPT 20	OFFENSE	SEPT 19	SEPT 20
	Homicide	0	0	Other Assaults	85	79
	Sexual Assault	1	0	Forgery/Counterfeit	11	9
	Robbery	11	11	Fraud	41	26
	Aggravated Assault	15	17	Embezzlement	0	0
	Burglary	27	22	Stolen Property	7	13
	Larceny/Theft	127	174	Vandalism	46	54
	Motor Vehicle Theft	23	55	Weapons	7	18
	Arson	0	1	Prostitution	1	4
NON-UCR OFFENSES	PART I TOTALS	204	280	Sex Offenses	1	2
	Ambulance Calls	18	15	Drug Abuse	93	121
	Deaths	6	4	Gambling	1	0
	Missing Persons	9	5	Family Offenses	64	70
	Suicides	0	0	DUI	7	15
	Suspicious Activity	19	33	Liquor Laws	1	0
	Traffic Accidents	99	77	Drunkenness	6	7
	All Other	259	246	Disorderly Conduct	9	4
	NON-UCR TOTALS	410	380	All Other Offenses	213	189
TOTALS	PART I OFFENSES	204	280	Curfew/Loitering	0	0
	PART II OFFENSES	600	615	Runaway	7	4
	NON-UCR OFFENSES	410	380	PART II TOTALS	600	615
	TOTAL	1214	1275			

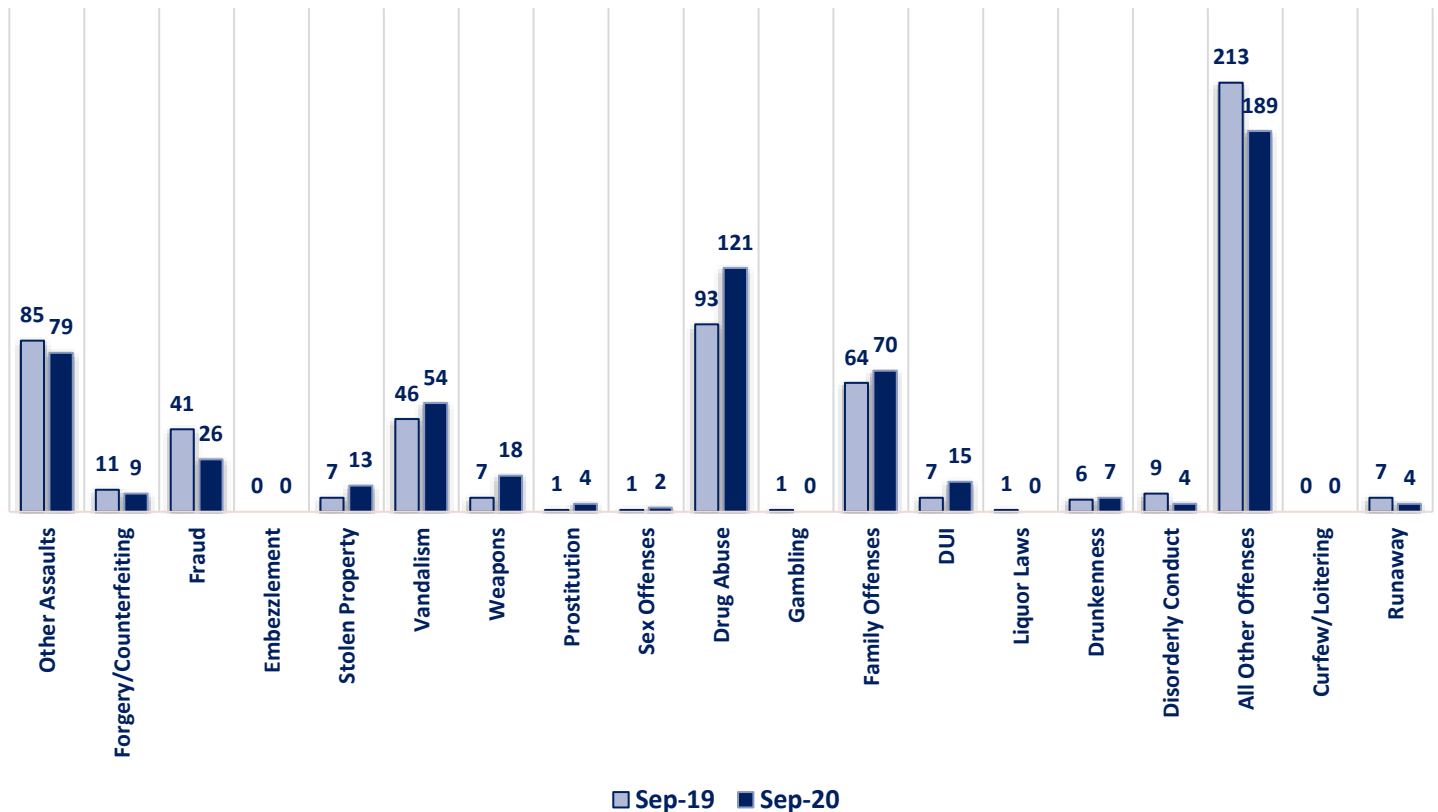
SEPTEMBER 2020 - PART I & II OFFENSE PERCENTAGES



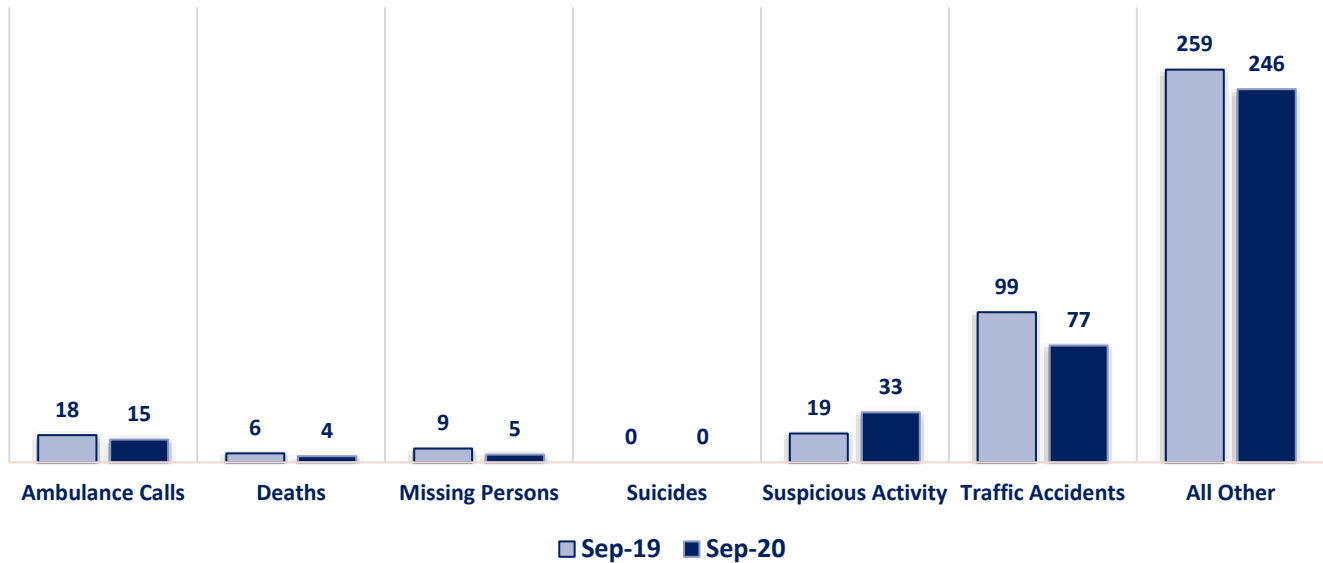
Part I Offenses



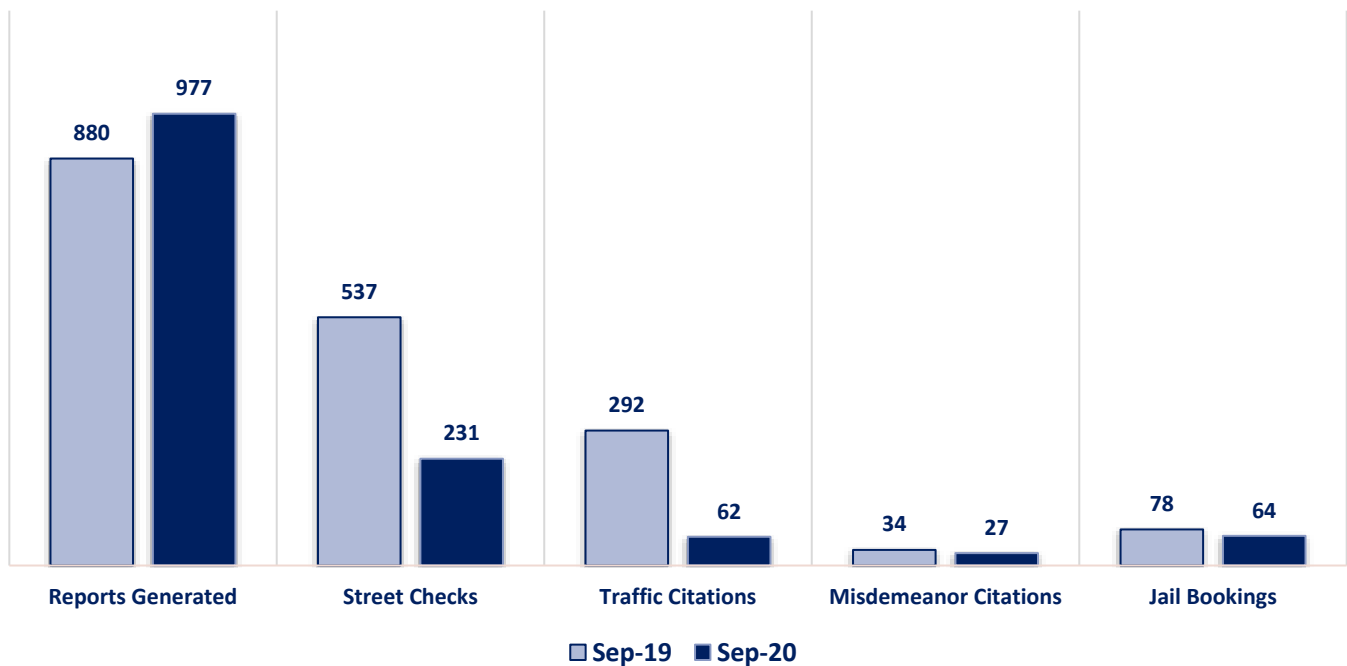
Part II Offenses



Non-UCR Offenses

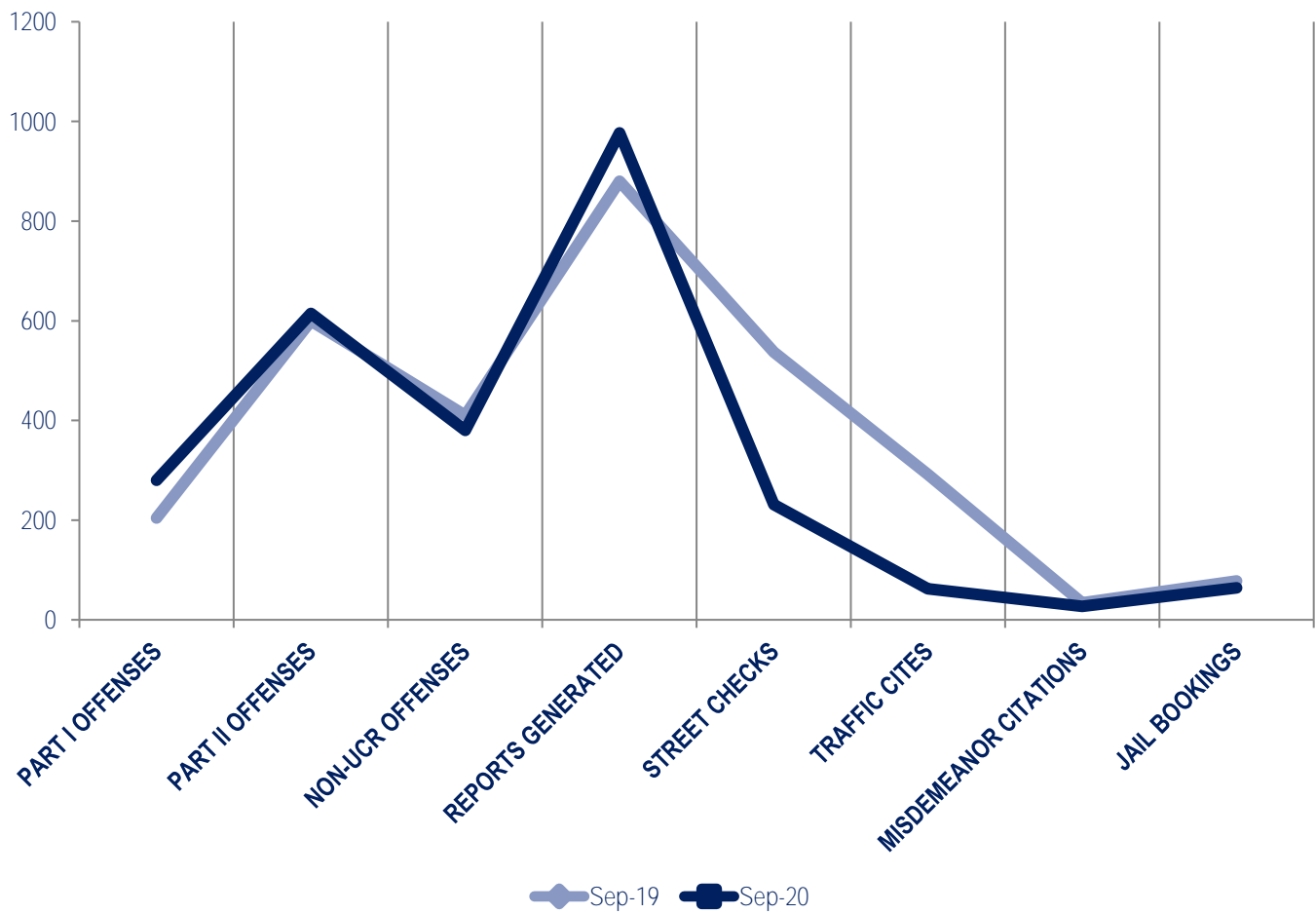


Other Event Totals



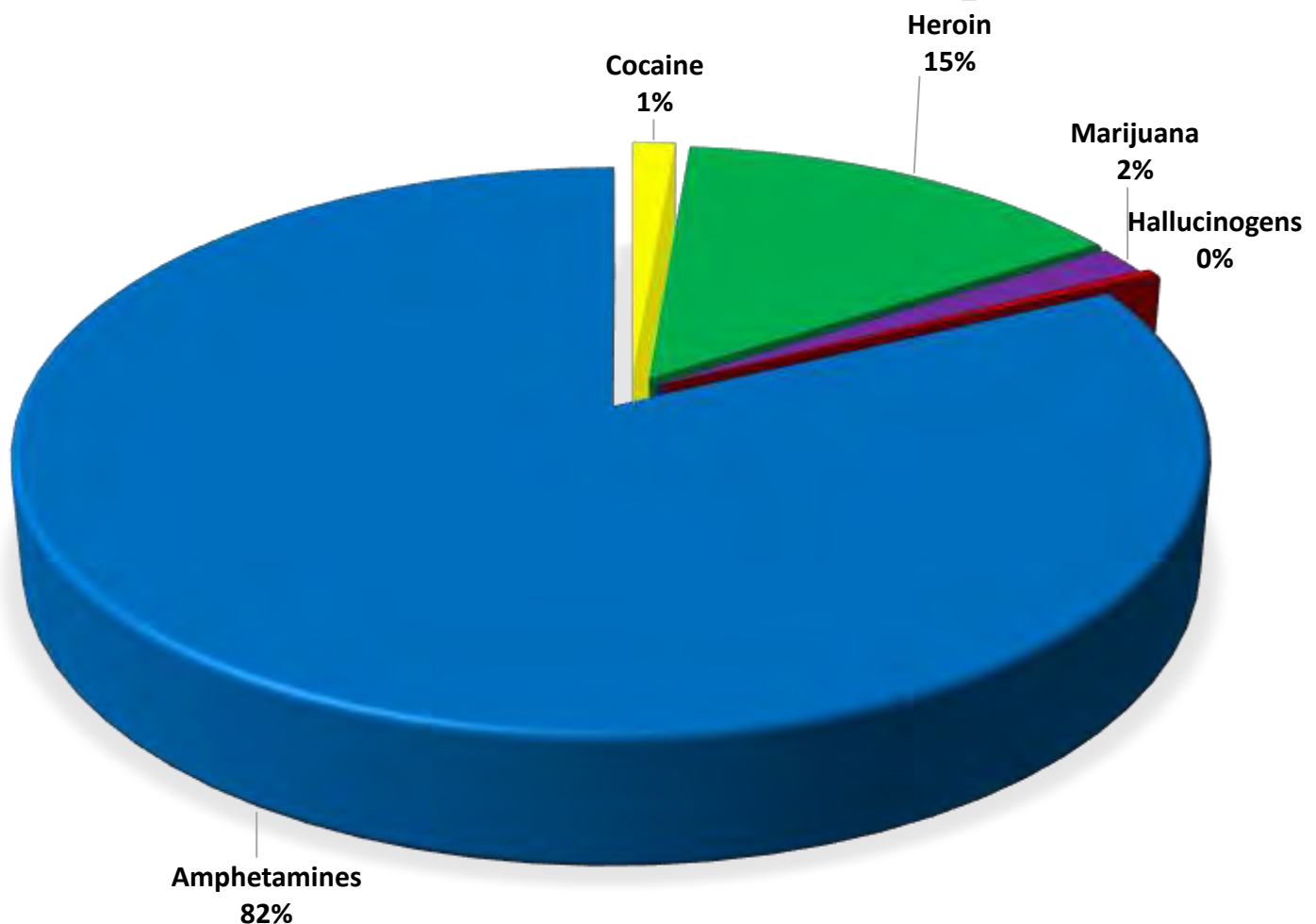
Combined Offense/Event Trends

	SEPT 2019	SEPT 2020
Part I Offenses	204	280
Part II Offenses	600	615
NonUCR Offenses	410	380
Reports Generated	880	977
Street Checks	537	231
Traffic Citations	292	62
Misdemeanor Citations	34	27
Jail Bookings	78	64

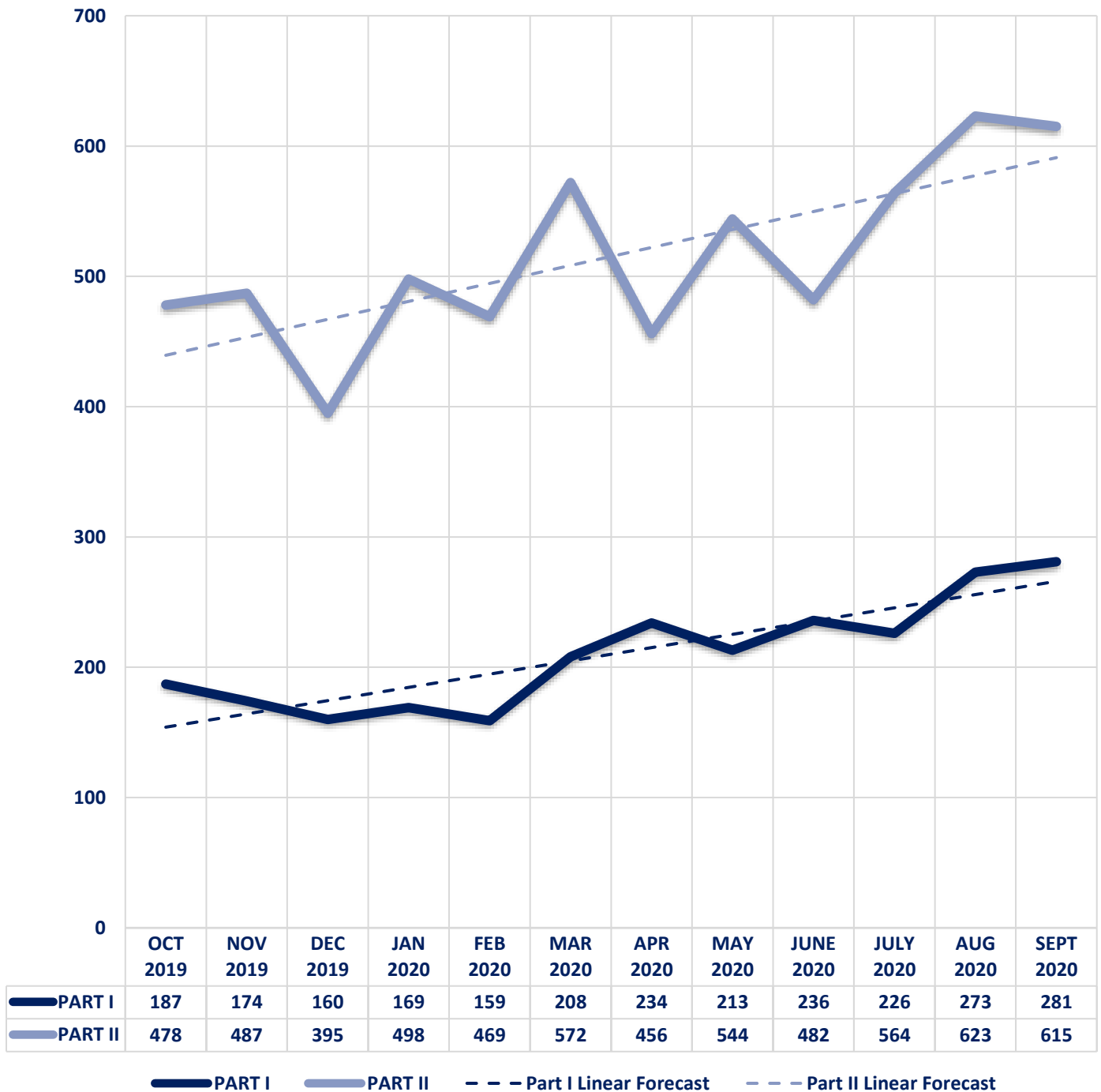


Seized Drugs

TYPE	DOSES	STREET VALUE
Cocaine	69.0	\$ 690.00
Heroin	736.0	\$ 7,360.00
Marijuana	81.9	\$ 491.37
Hallucinogens	16.2	\$ 32.34
Amphetamines	4170.2	\$ 41,702.00
TOTAL	5073.3	\$ 50,275.71



Part I & II Offenses - One Year





CITY COUNCIL DISTRICT #2

MONTHLY OFFENSE SUMMARY

October 2020

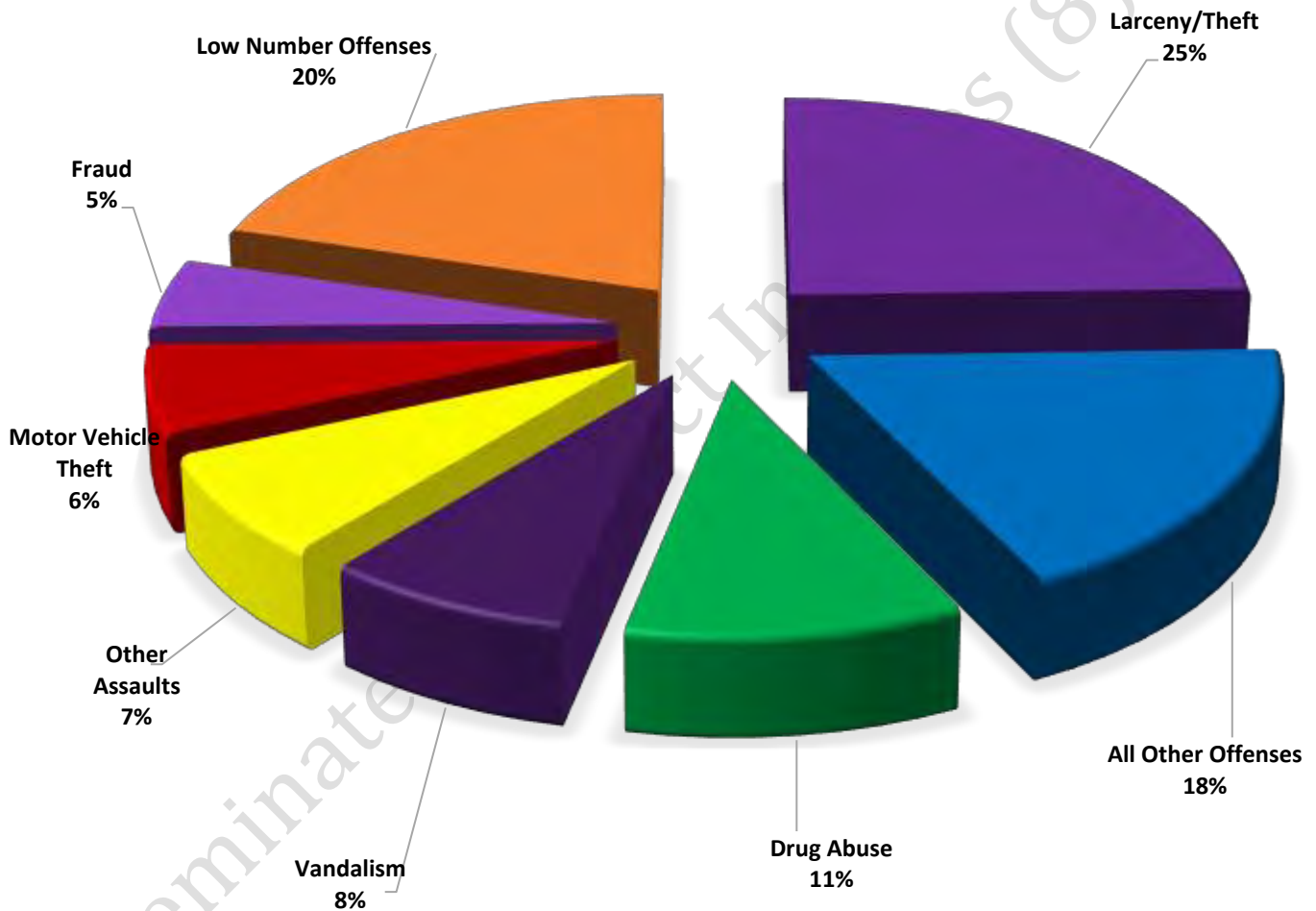
These figures represent preliminary counts of original Police Incident Reports and include all offenses within the above listed City Council District only. Full statistical analysis to determine the confidence level of this data has not been performed. The results contained herein are **approximate in relation to the listed area and may not fully coincide with data shown in other areas of SLCPD's Crime Statistics** page such as Calls for Service, Crimes Trending, and Crime Reports due to and reflective of departmental procedures that were in place at the time the event occurred and the date this data was compiled. Results displayed are not distinguished as attempted or completed crimes, do not include other calls for police service, and only represent police service where a report was made. Police Incident Reports are classified by primary offense categories as defined by the Uniform Crime Reporting (UCR) system, however for this report all offenses are included, and each incident may have more than one offense listed on it. In cases where there is more than one offense listed, all offenses are counted individually. Although every reasonable verification effort is made, the accuracy of any data is subject to the constraints of the report generation process as well as the manner, format, and point in time of any query.

PART I OFFENSES:	Chosen by the FBI as Part I Offenses because they are serious crimes that occur with regularity in all areas of the country and are likely to be reported to Police.
PART II OFFENSES:	All other crimes other than the eight Part I Offenses. The Uniform Crime Reporting Program gathers only arrest data for Part II Offenses, however, SLCPD results displayed in this document display all Part II Offenses, regardless of the presence of arrest data.
ALL OTHER OFFENSES:	Under the Part II Offense section, 'All Other Offenses' include Peeping Tom, Trespass, Kidnap/Abduction, Pornography, Extortion/Blackmail, Bribery, Warrants, Sexual Offenses, Obstruction, Public Peace, and Hit & Run.
NON-UCR OFFENSES:	Non-UCR Offenses include reports for all other offenses not classified as a Part I or Part II Offense. Results displayed separate some of these offenses such as Ambulance Calls, Deaths, Missing Persons, Suicides, Suspicious Activity, and Traffic Accidents.
ALL OTHER NON-UCR:	Under the Non-UCR category, 'All Other' include the remainder of offenses not classified as Part I or Part II and not separated from the Non-UCR Offenses. These include things such as Loud Parties, Barking Dogs, Mentally Ill Subjects, Citizen Assistance, etc.
LOW NUMBER OFFENSES:	On page two, in the interest of space and allowing for easier viewing, the category titled 'Low Number Offenses' include Part I and Part II Offenses from page one that have totals under the amount of 38.

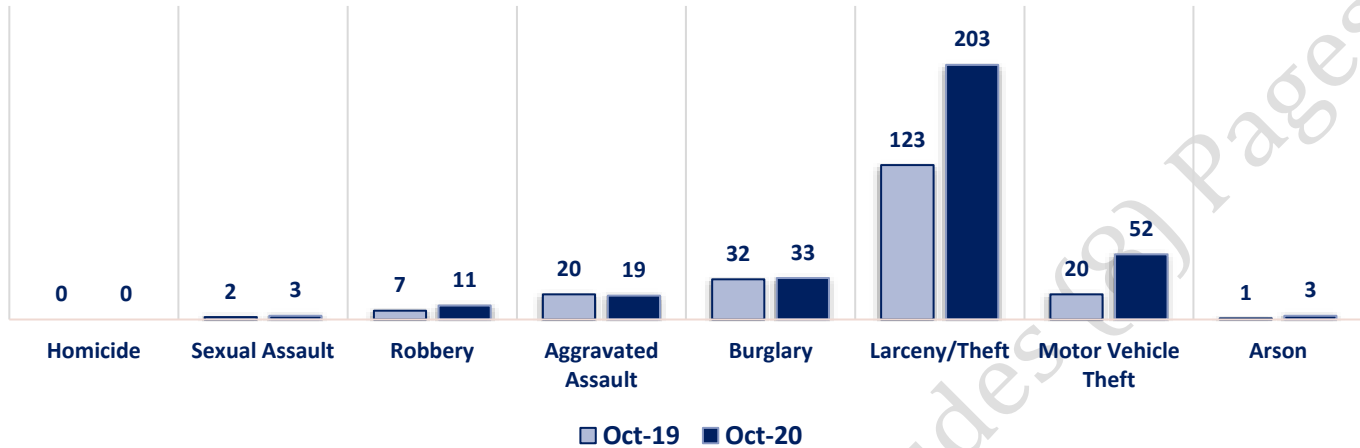
Offenses

PART I OFFENSES VIOLENT PROPERTY		OFFENSE	OCT 19	OCT 20	OFFENSE	OCT 19	OCT 20	PART II OFFENSES
		Homicide	0	0	Other Assaults	63	61	
		Sexual Assault	2	3	Forgery/Counterfeit	8	6	
		Robbery	7	11	Fraud	29	41	
		Aggravated Assault	20	19	Embezzlement	0	1	
		Burglary	32	33	Stolen Property	3	6	
		Larceny/Theft	123	203	Vandalism	50	64	
		Motor Vehicle Theft	20	52	Weapons	12	14	
		Arson	1	3	Prostitution	2	1	
		PART I TOTALS	205	324	Sex Offenses	2	1	
NON-UCR OFFENSES		Ambulance Calls	18	23	Drug Abuse	89	87	
		Deaths	6	4	Gambling	0	0	
		Missing Persons	9	3	Family Offenses	65	38	
		Suicides	0	1	DUI	8	9	
		Suspicious Activity	25	20	Liquor Laws	2	0	
		Traffic Accidents	85	70	Drunkenness	13	8	
		All Other	222	199	Disorderly Conduct	7	11	
		NON-UCR TOTALS	365	320	All Other Offenses	145	151	
TOTALS		PART I OFFENSES	205	324	Curfew/Loitering	0	0	
		PART II OFFENSES	504	503	Runaway	6	4	
		NON-UCR OFFENSES	365	320	PART II TOTALS	504	503	
		TOTAL	1074	1147				

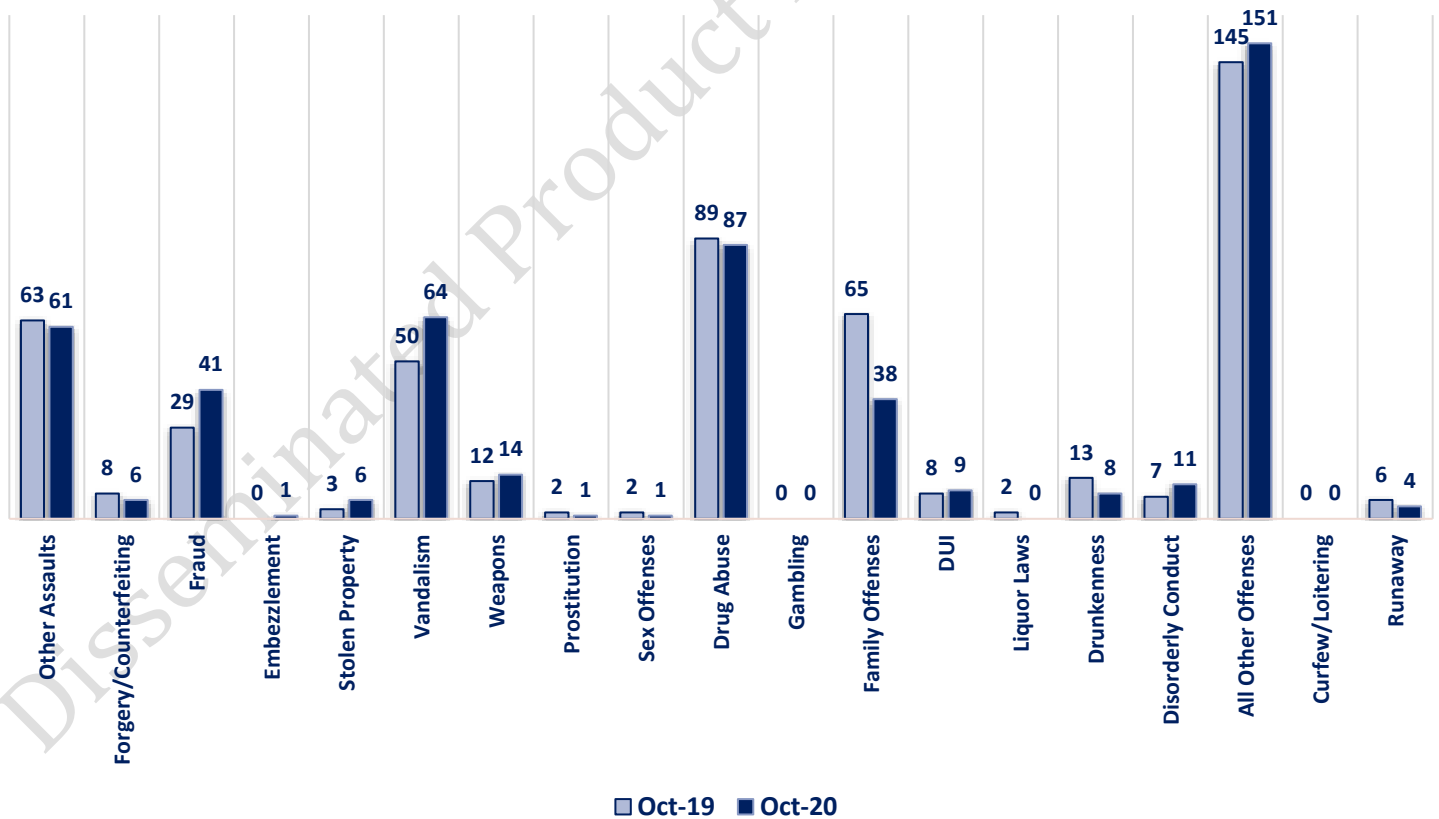
MAY 2020- PART I & II OFFENSE PERCENTAGES



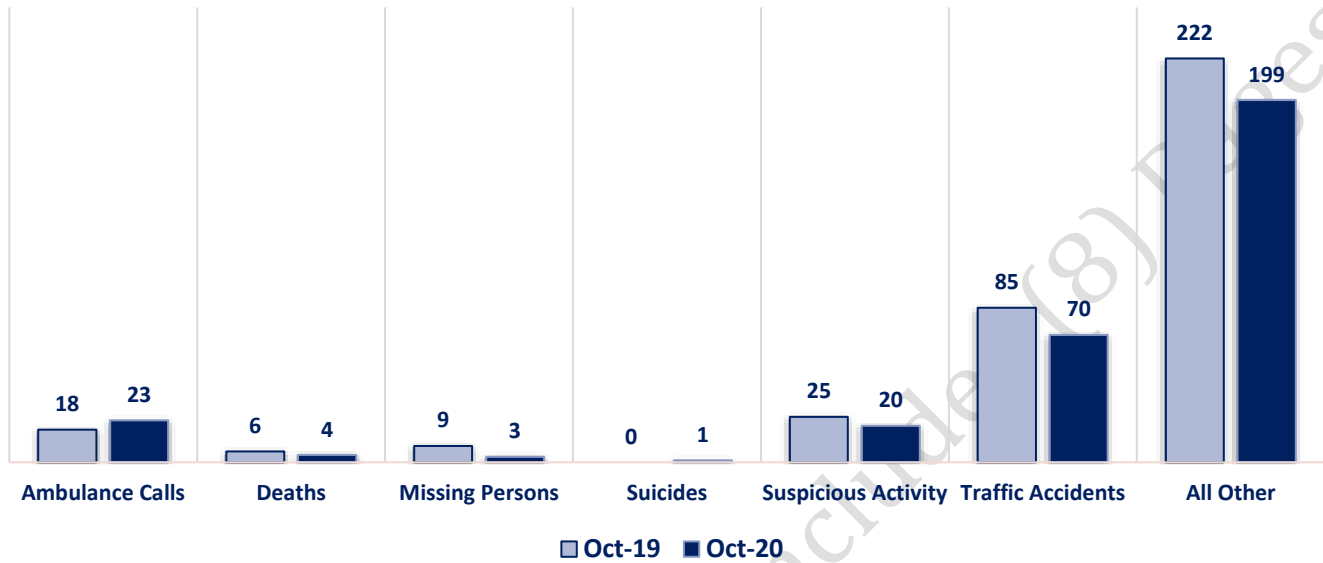
Part I Offenses



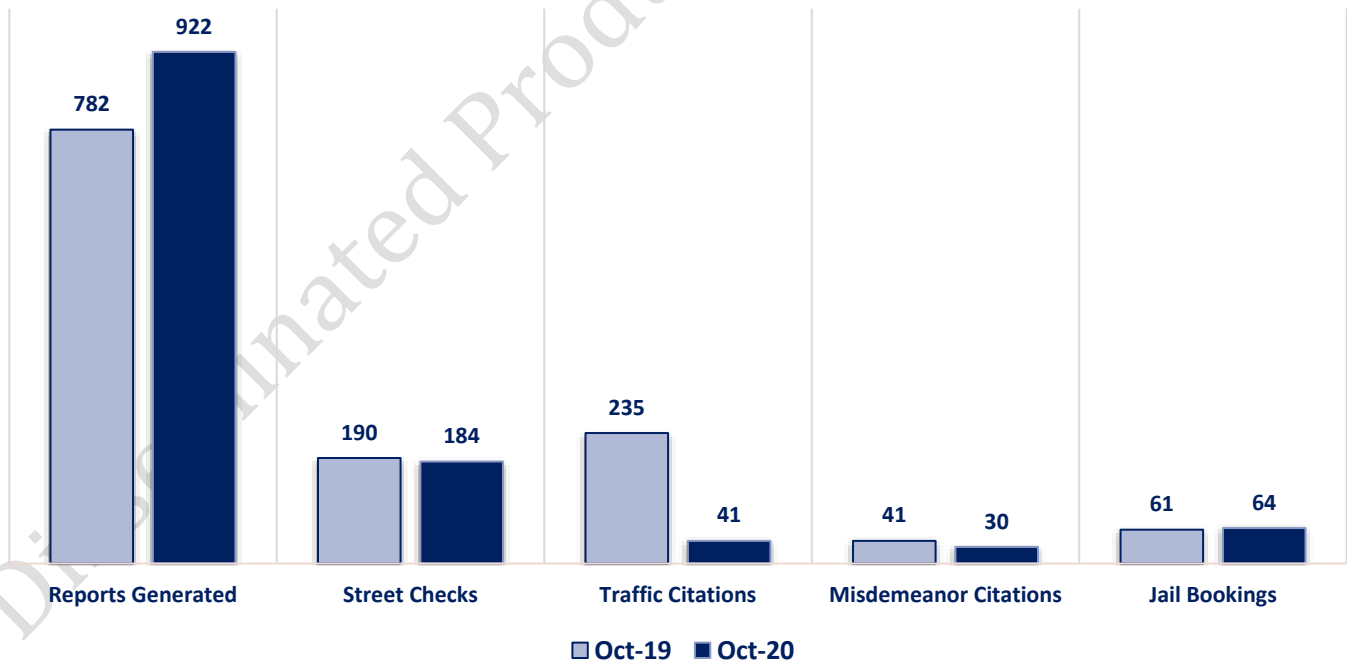
Part II Offenses



Non-UCR Offenses

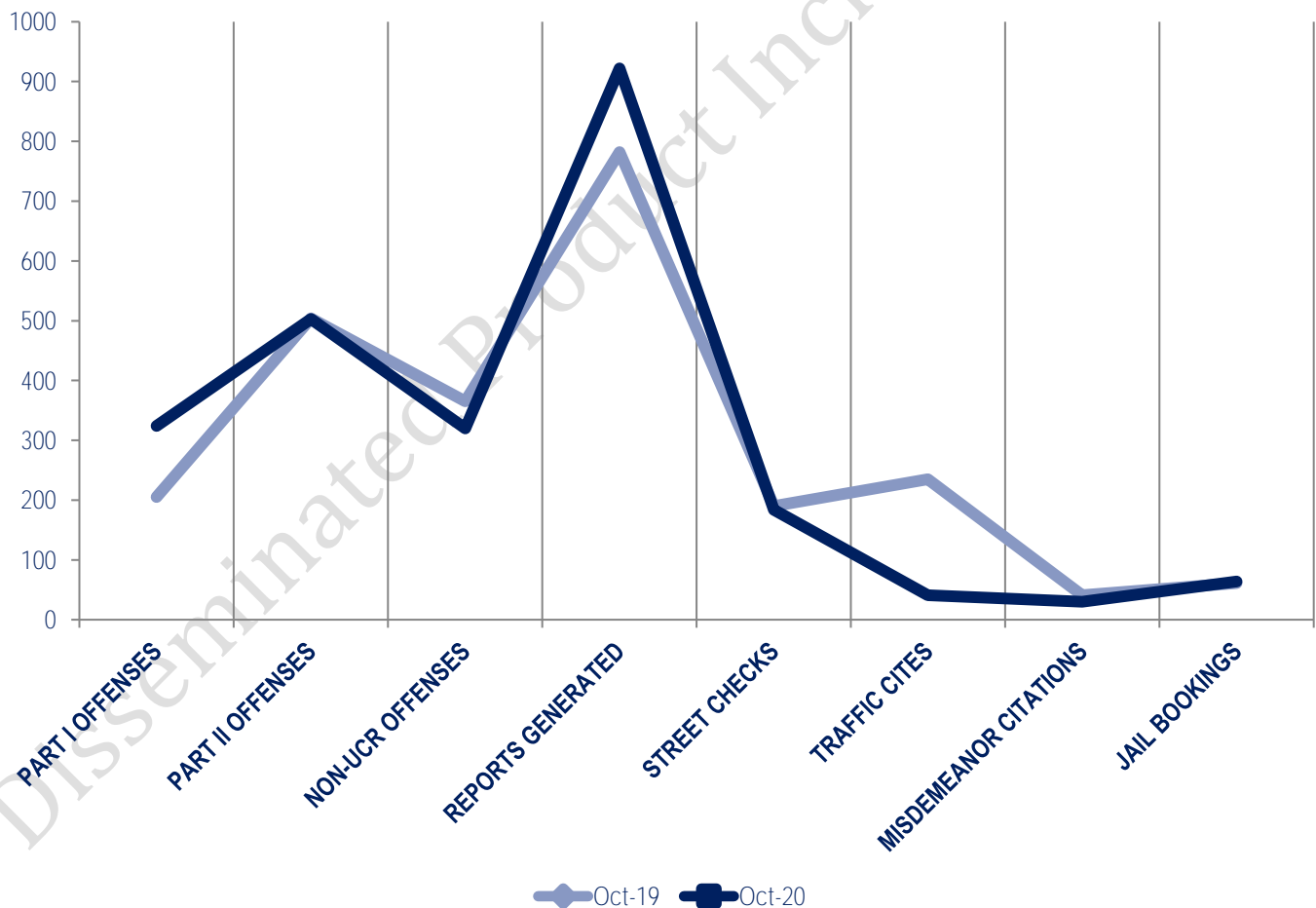


Other Event Totals



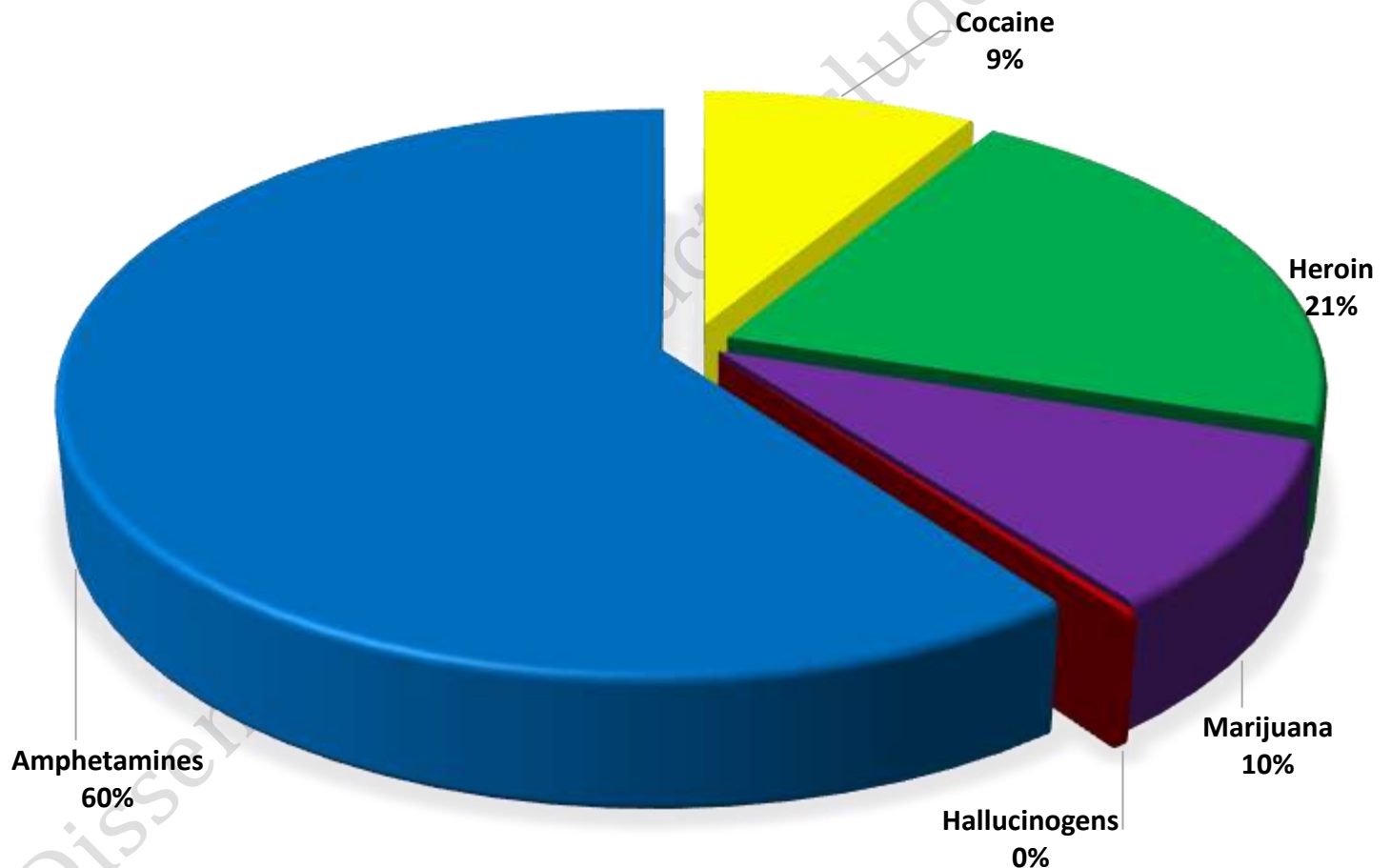
Combined Offense/Event Trends

	OCT 2019	OCT 2020
Part I Offenses	205	324
Part II Offenses	504	503
NonUCR Offenses	365	320
Reports Generated	782	922
Street Checks	190	184
Traffic Citations	235	41
Misdemeanor Citations	41	30
Jail Bookings	61	64

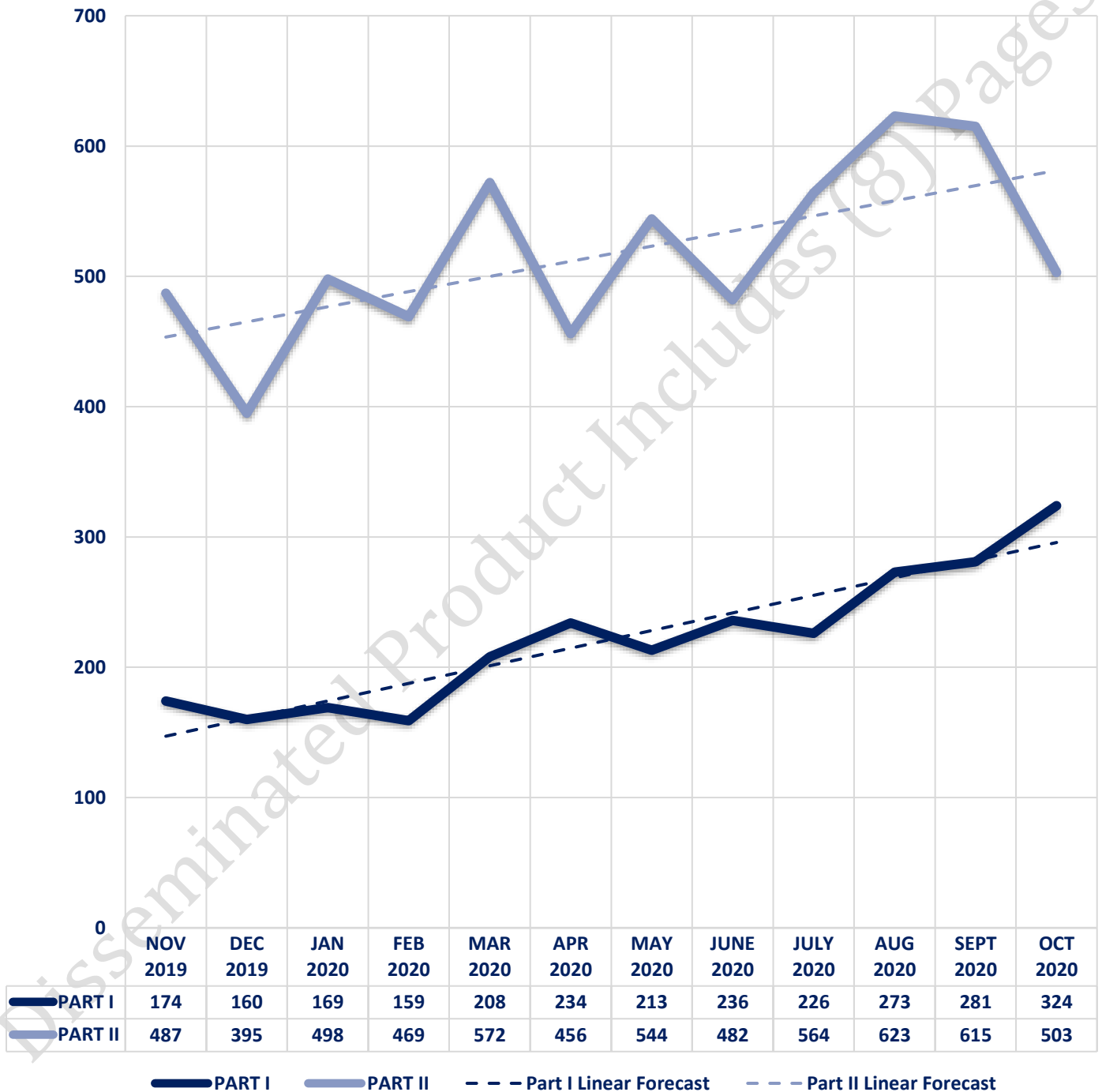


Seized Drugs

TYPE	DOSES	STREET VALUE
Cocaine	218.0	\$ 2,180.00
Heroin	539.0	\$ 5,390.00
Marijuana	242.5	\$ 1,455.05
Hallucinogens	6.5	\$ 13.05
Amphetamines	1518.0	\$ 15,179.65
TOTAL	2524.0	\$ 24,217.76



Part I & II Offenses - One Year





CITY COUNCIL DISTRICT #2

MONTHLY OFFENSE SUMMARY

November 2020

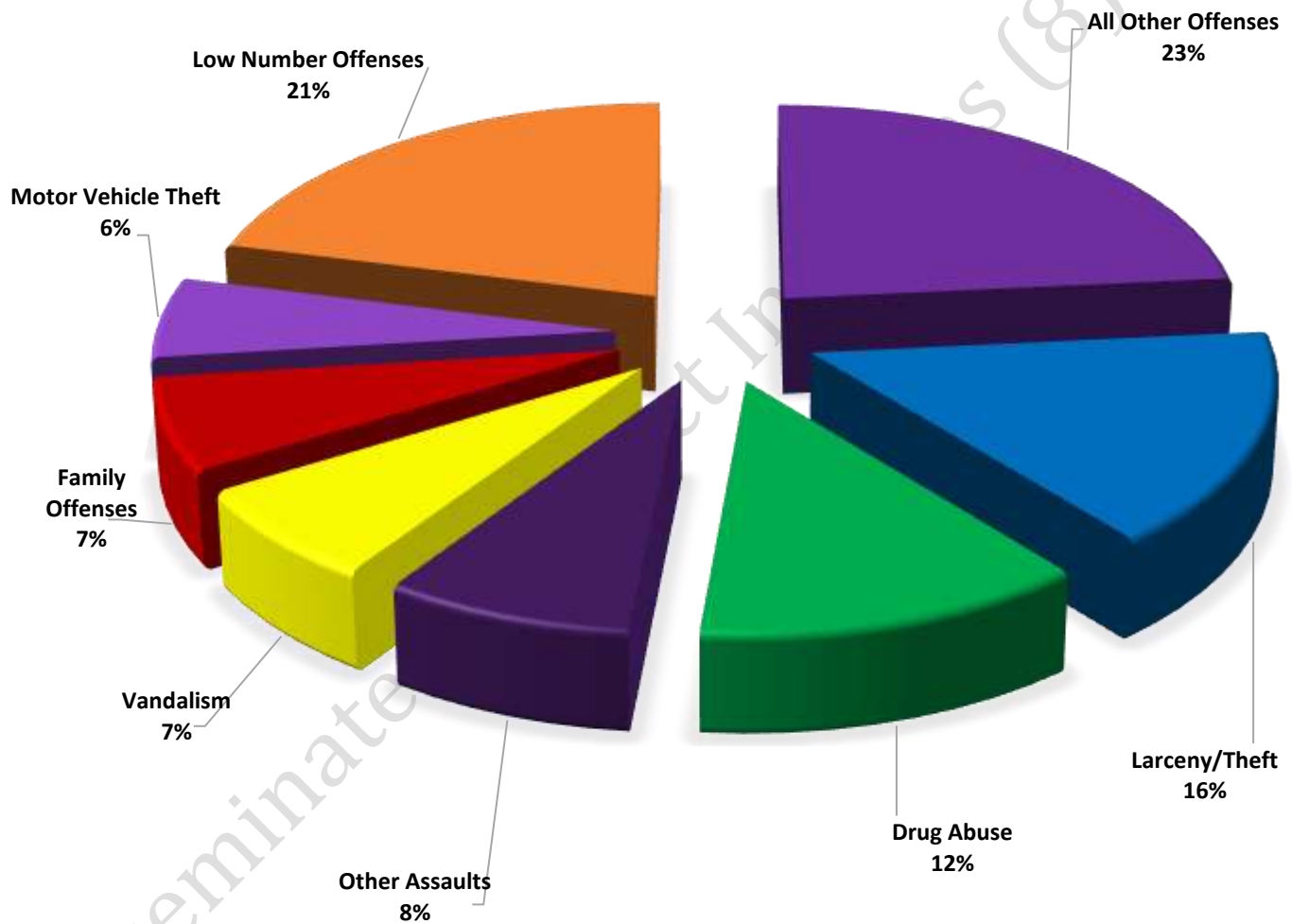
These figures represent preliminary counts of original Police Incident Reports and include all offenses within the above listed City Council District only. Full statistical analysis to determine the confidence level of this data has not been performed. The results contained herein are **approximate in relation to the listed area and may not fully coincide with data shown in other areas of SLCPD's Crime Statistics** page such as Calls for Service, Crimes Trending, and Crime Reports due to and reflective of departmental procedures that were in place at the time the event occurred and the date this data was compiled. Results displayed are not distinguished as attempted or completed crimes, do not include other calls for police service, and only represent police service where a report was made. Police Incident Reports are classified by primary offense categories as defined by the Uniform Crime Reporting (UCR) system, however for this report all offenses are included, and each incident may have more than one offense listed on it. In cases where there is more than one offense listed, all offenses are counted individually. Although every reasonable verification effort is made, the accuracy of any data is subject to the constraints of the report generation process as well as the manner, format, and point in time of any query.

PART I OFFENSES:	Chosen by the FBI as Part I Offenses because they are serious crimes that occur with regularity in all areas of the country and are likely to be reported to Police.
PART II OFFENSES:	All other crimes other than the eight Part I Offenses. The Uniform Crime Reporting Program gathers only arrest data for Part II Offenses, however, SLCPD results displayed in this document display all Part II Offenses, regardless of the presence of arrest data.
ALL OTHER OFFENSES:	Under the Part II Offense section, 'All Other Offenses' include Peeping Tom, Trespass, Kidnap/Abduction, Pornography, Extortion/Blackmail, Bribery, Warrants, Sexual Offenses, Obstruction, Public Peace, and Hit & Run.
NON-UCR OFFENSES:	Non-UCR Offenses include reports for all other offenses not classified as a Part I or Part II Offense. Results displayed separate some of these offenses such as Ambulance Calls, Deaths, Missing Persons, Suicides, Suspicious Activity, and Traffic Accidents.
ALL OTHER NON-UCR:	Under the Non-UCR category, 'All Other' include the remainder of offenses not classified as Part I or Part II and not separated from the Non-UCR Offenses. These include things such as Loud Parties, Barking Dogs, Mentally Ill Subjects, Citizen Assistance, etc.
LOW NUMBER OFFENSES:	On page two, in the interest of space and allowing for easier viewing, the category titled 'Low Number Offenses' include Part I and Part II Offenses from page one that have totals under the amount of 32.

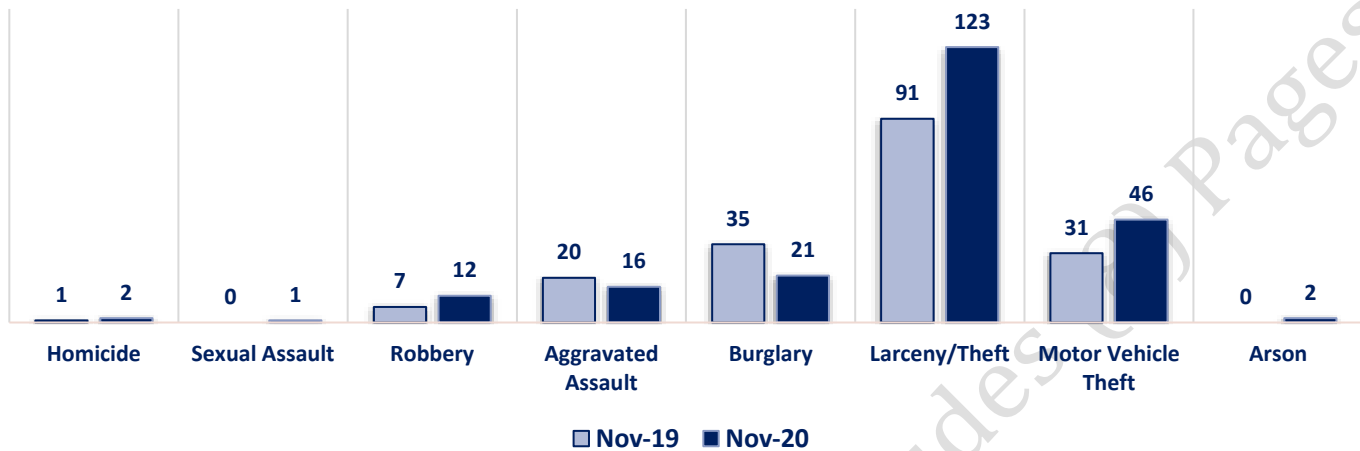
Offenses

PART I OFFENSES VIOLENT PROPERTY		OFFENSE		NOV 19	NOV 20	OFFENSE		NOV 19	NOV 20	PART II OFFENSES
		Homicide		1	2	Other Assaults		54	62	
		Sexual Assault		0	1	Forgery/Counterfeit		8	7	
		Robbery		7	12	Fraud		31	32	
		Aggravated Assault		20	16	Embezzlement		0	0	
		Burglary		35	21	Stolen Property		4	17	
		Larceny/Theft		91	123	Vandalism		45	54	
		Motor Vehicle Theft		31	46	Weapons		7	12	
		Arson		0	2	Prostitution		1	2	
		PART I TOTALS		185	223	Sex Offenses		2	5	
NON-UCR OFFENSES		Ambulance Calls		20	10	Drug Abuse		84	97	
		Deaths		1	6	Gambling		1	0	
		Missing Persons		8	7	Family Offenses		47	53	
		Suicides		0	0	DUI		26	13	
		Suspicious Activity		20	27	Liquor Laws		1	1	
		Traffic Accidents		90	69	Drunkenness		11	5	
		All Other		215	225	Disorderly Conduct		3	10	
		NON-UCR TOTALS		354	344	All Other Offenses		169	184	
TOTALS		PART I OFFENSES		185	223	Curfew/Loitering		0	0	
		PART II OFFENSES		502	561	Runaway		8	7	
		NON-UCR OFFENSES		354	344	PART II TOTALS		502	561	
		TOTAL		1041	1128					

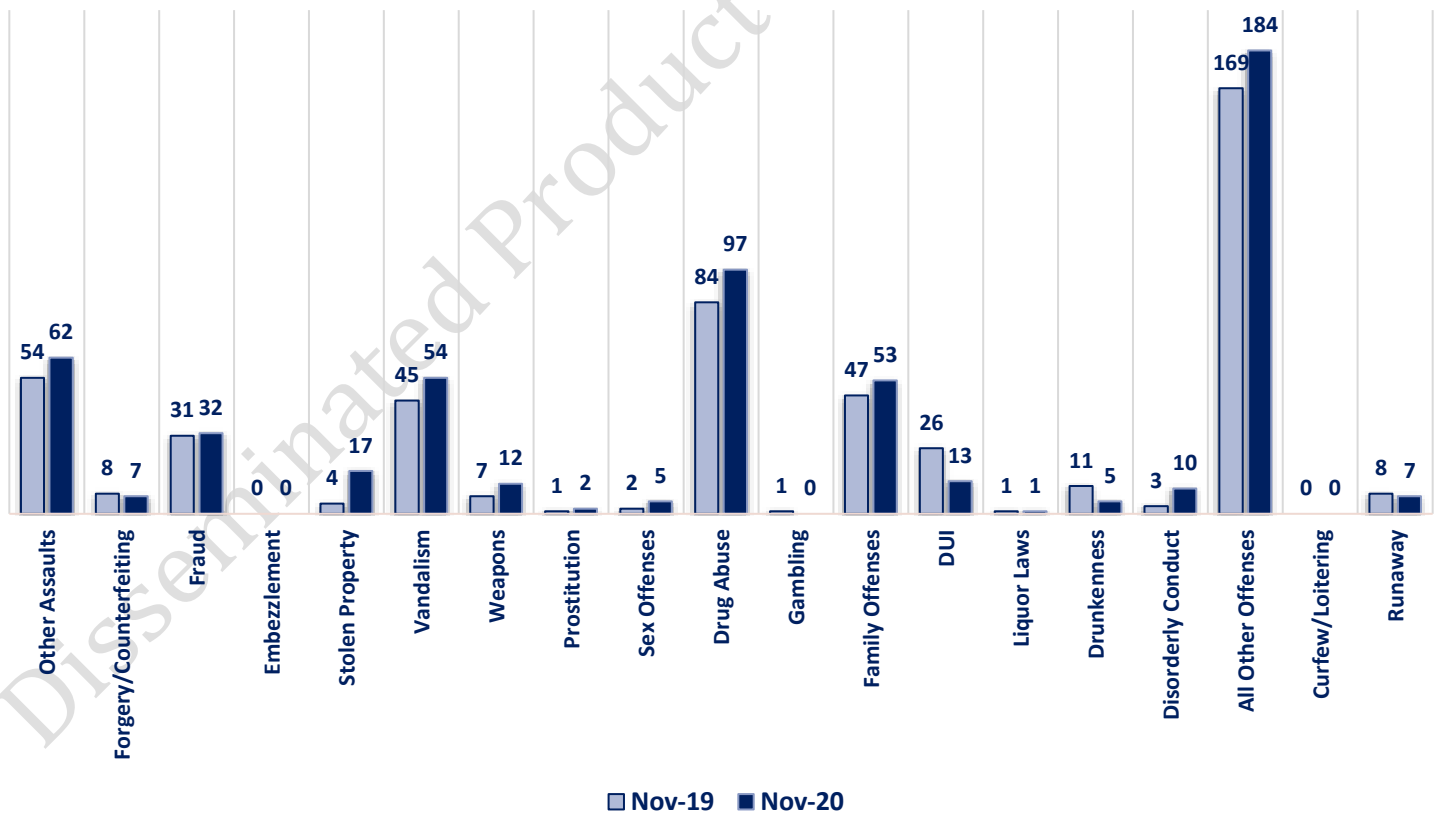
NOVEMBER 2020- PART I & II OFFENSE PERCENTAGES



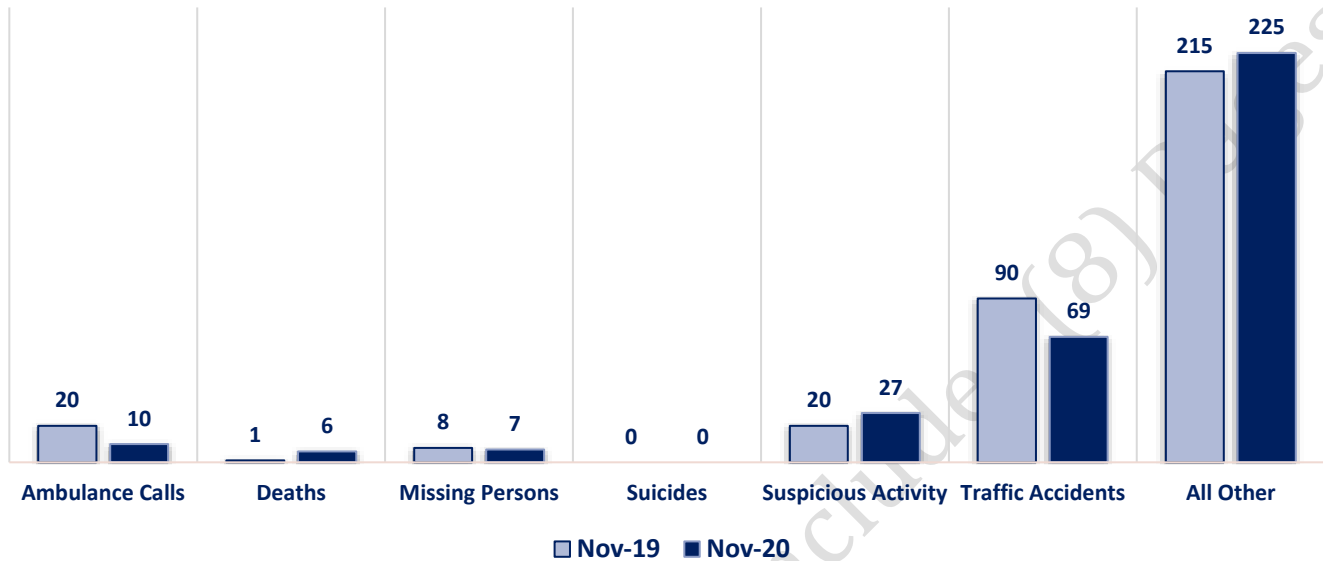
Part I Offenses



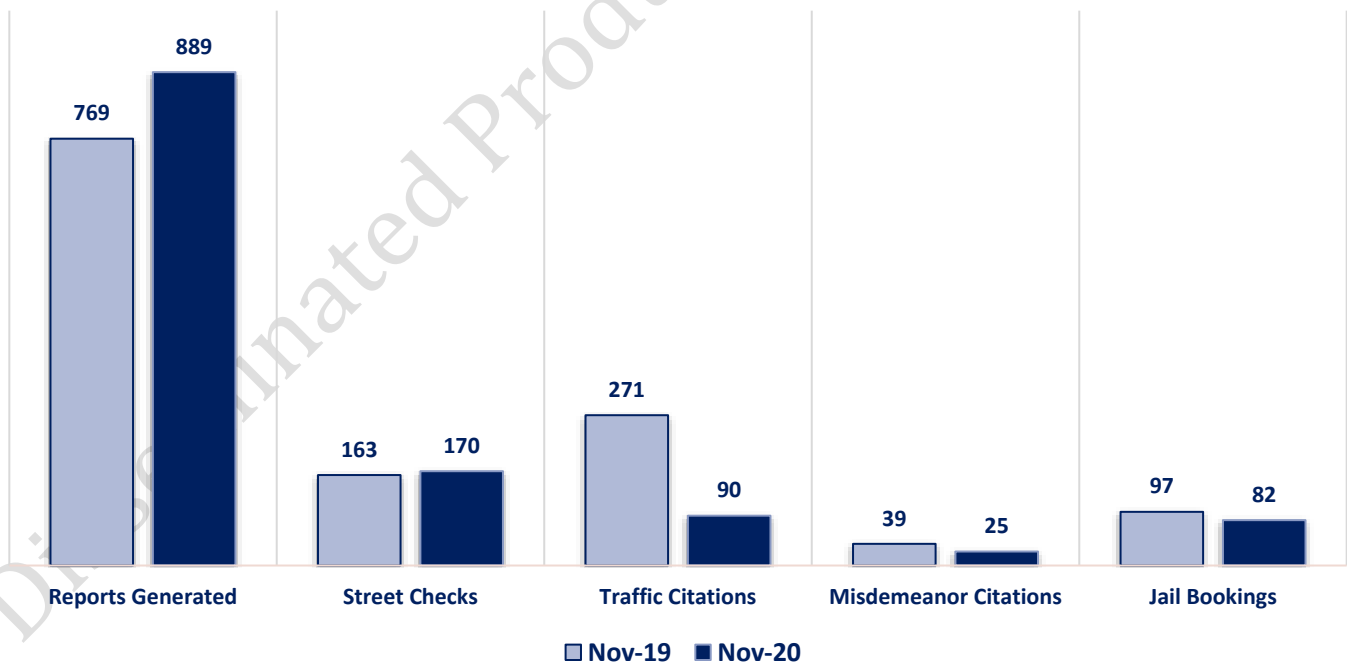
Part II Offenses



Non-UCR Offenses

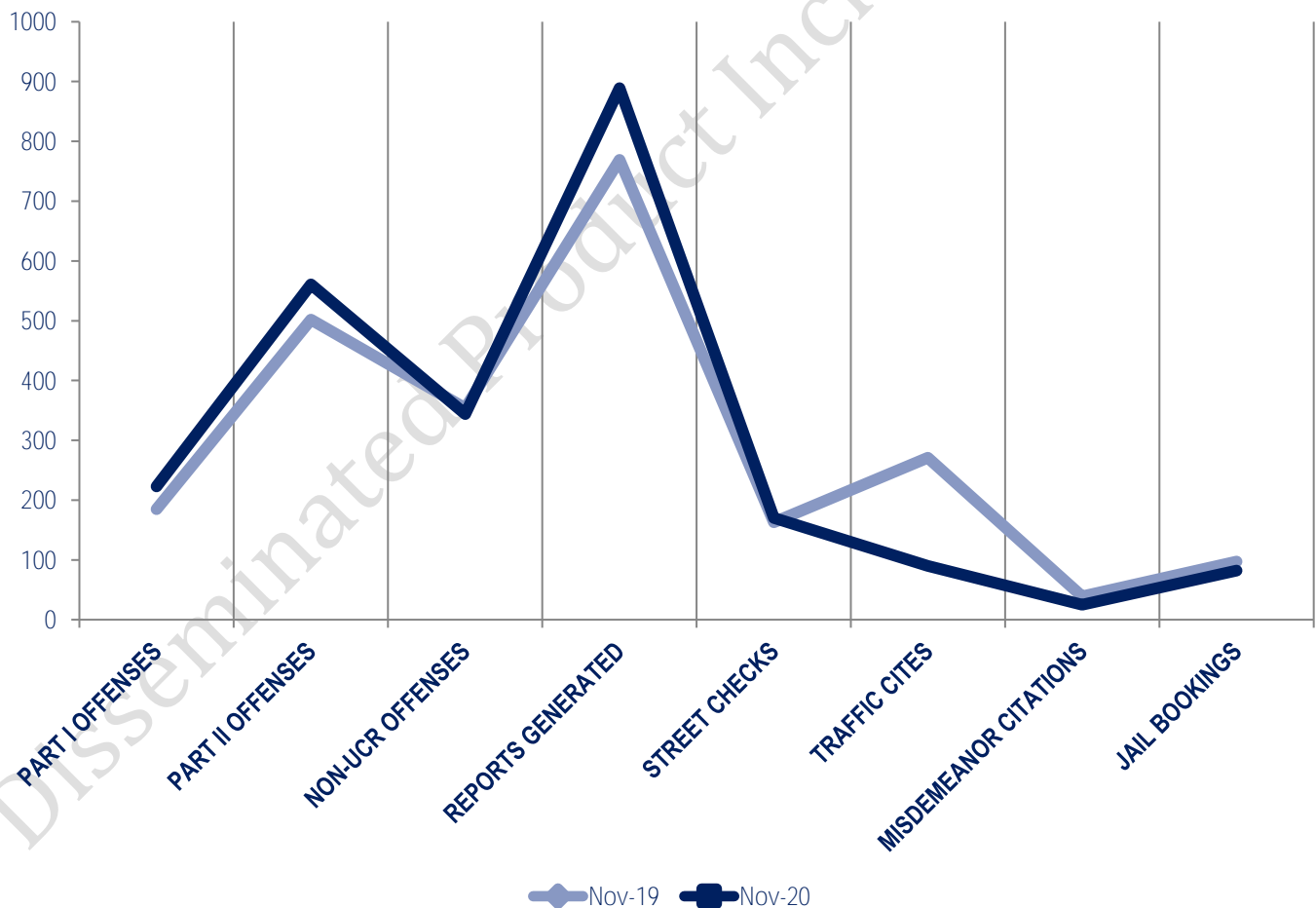


Other Event Totals



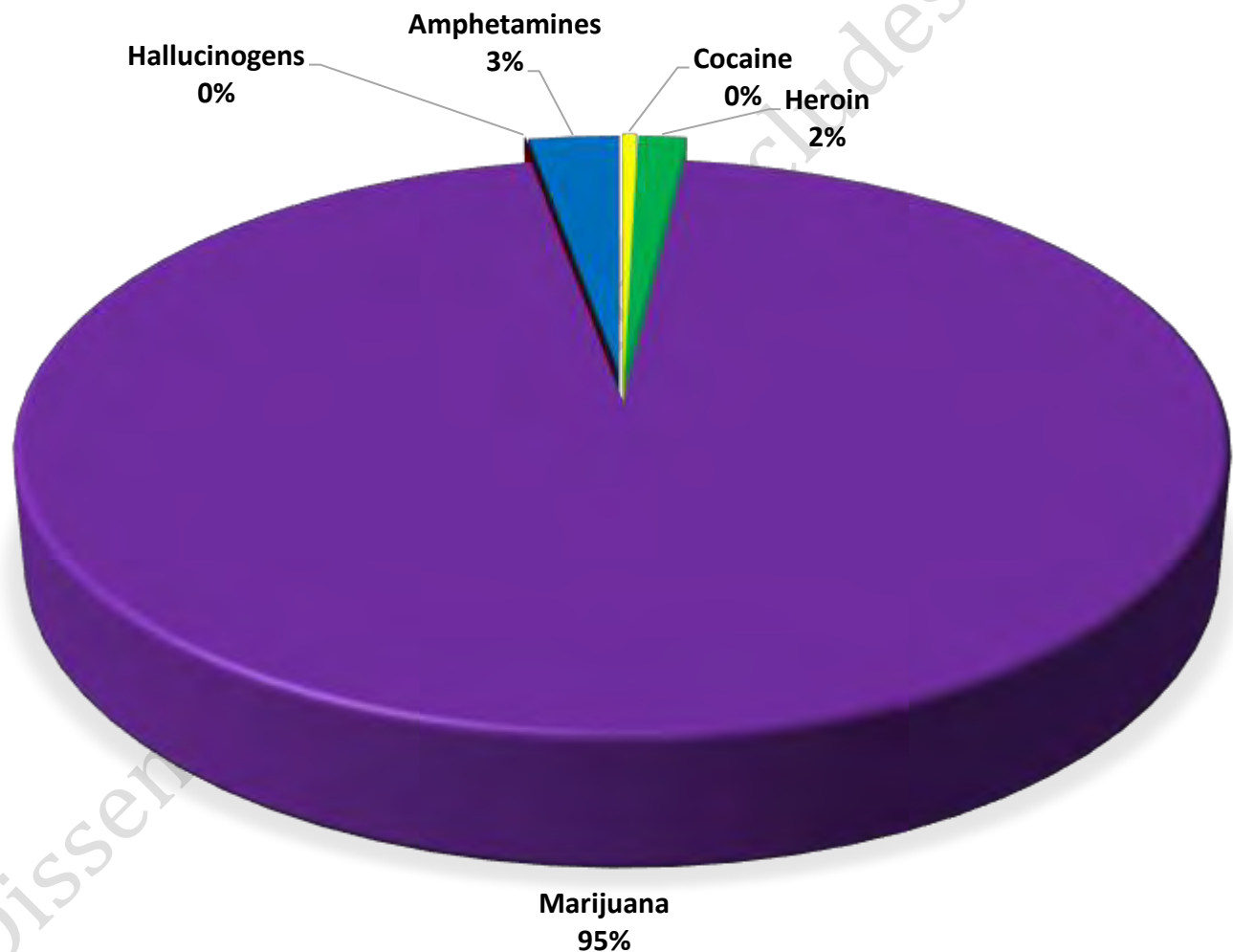
Combined Offense/Event Trends

	NOV 2019	NOV 2020
Part I Offenses	185	223
Part II Offenses	502	561
NonUCR Offenses	354	344
Reports Generated	769	889
Street Checks	163	170
Traffic Citations	271	90
Misdemeanor Citations	39	25
Jail Bookings	97	82

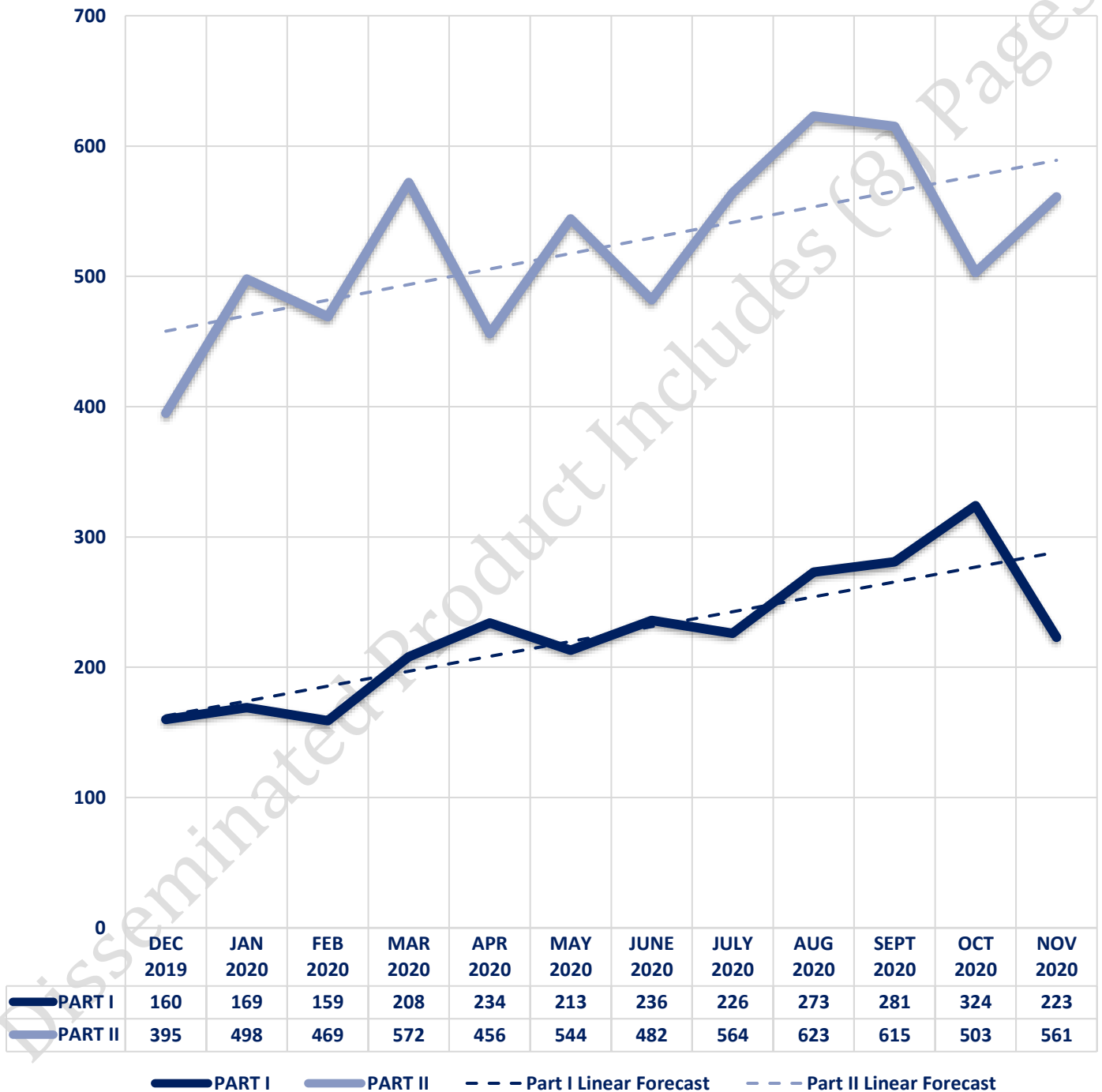


Seized Drugs

TYPE	DOSES	STREET VALUE
Cocaine	311.0	\$ 3,110.00
Heroin	1041.8	\$ 10,417.50
Marijuana	66872.9	\$ 401,237.52
Hallucinogens	0.0	\$ -
Amphetamines	1986.3	\$ 19,863.00
TOTAL	70212.0	\$ 434,628.02



Part I & II Offenses - One Year





CITY COUNCIL DISTRICT #2

MONTHLY OFFENSE SUMMARY

December 2020

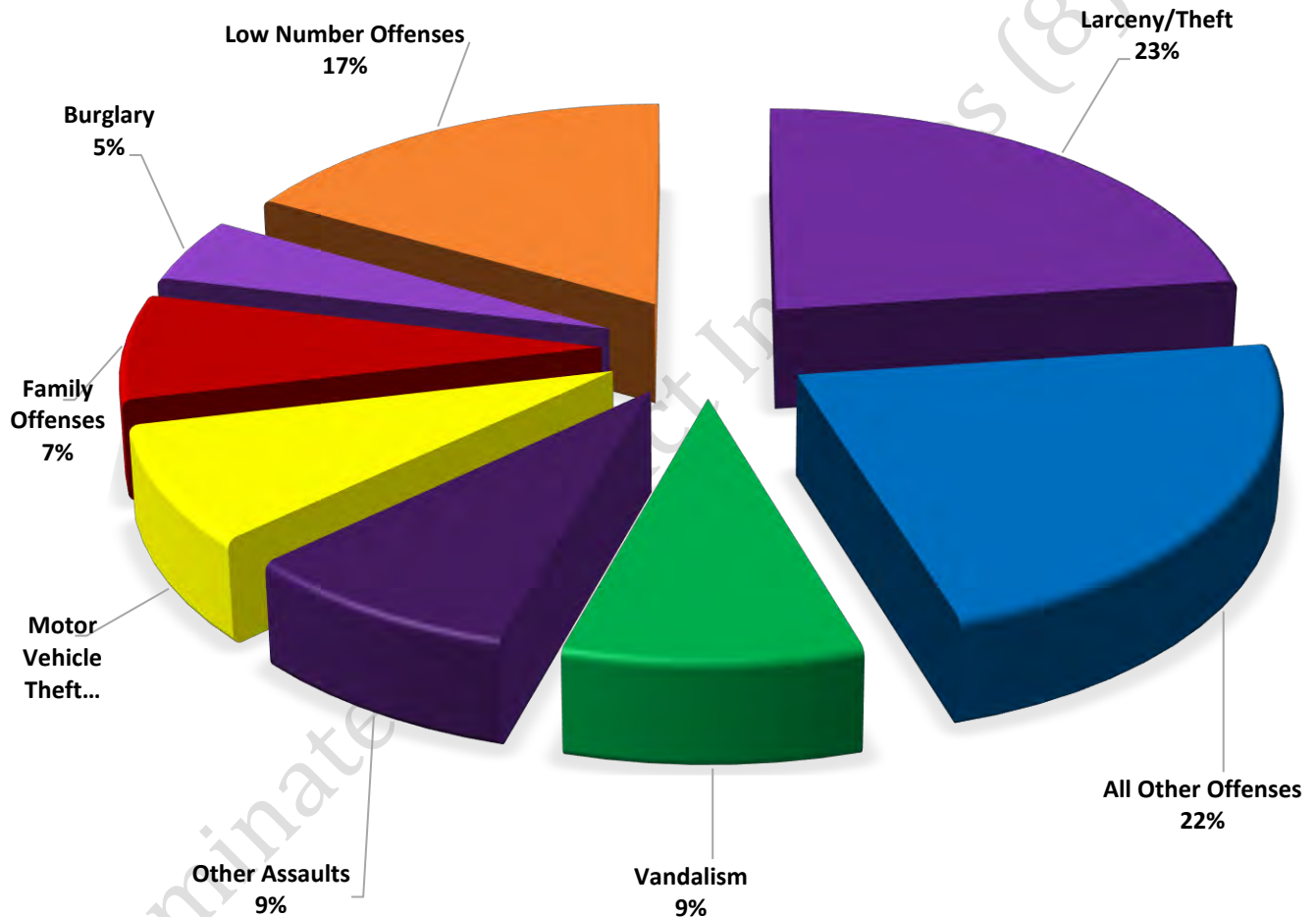
These figures represent preliminary counts of original Police Incident Reports and include all offenses within the above listed City Council District only. Full statistical analysis to determine the confidence level of this data has not been performed. The results contained herein are **approximate in relation to the listed area and may not fully coincide with data shown in other areas of SLCPD's Crime Statistics** page such as Calls for Service, Crimes Trending, and Crime Reports due to and reflective of departmental procedures that were in place at the time the event occurred and the date this data was compiled. Results displayed are not distinguished as attempted or completed crimes, do not include other calls for police service, and only represent police service where a report was made. Police Incident Reports are classified by primary offense categories as defined by the Uniform Crime Reporting (UCR) system, however for this report all offenses are included, and each incident may have more than one offense listed on it. In cases where there is more than one offense listed, all offenses are counted individually. Although every reasonable verification effort is made, the accuracy of any data is subject to the constraints of the report generation process as well as the manner, format, and point in time of any query.

PART I OFFENSES:	Chosen by the FBI as Part I Offenses because they are serious crimes that occur with regularity in all areas of the country and are likely to be reported to Police.
PART II OFFENSES:	All other crimes other than the eight Part I Offenses. The Uniform Crime Reporting Program gathers only arrest data for Part II Offenses, however, SLCPD results displayed in this document display all Part II Offenses, regardless of the presence of arrest data.
ALL OTHER OFFENSES:	Under the Part II Offense section, 'All Other Offenses' include Peeping Tom, Trespass, Kidnap/Abduction, Pornography, Extortion/Blackmail, Bribery, Warrants, Sexual Offenses, Obstruction, Public Peace, and Hit & Run.
NON-UCR OFFENSES:	Non-UCR Offenses include reports for all other offenses not classified as a Part I or Part II Offense. Results displayed separate some of these offenses such as Ambulance Calls, Deaths, Missing Persons, Suicides, Suspicious Activity, and Traffic Accidents.
ALL OTHER NON-UCR:	Under the Non-UCR category, 'All Other' include the remainder of offenses not classified as Part I or Part II and not separated from the Non-UCR Offenses. These include things such as Loud Parties, Barking Dogs, Mentally Ill Subjects, Citizen Assistance, etc.
LOW NUMBER OFFENSES:	On page two, in the interest of space and allowing for easier viewing, the category titled 'Low Number Offenses' include Part I and Part II Offenses from page one that have totals under the amount of 26.

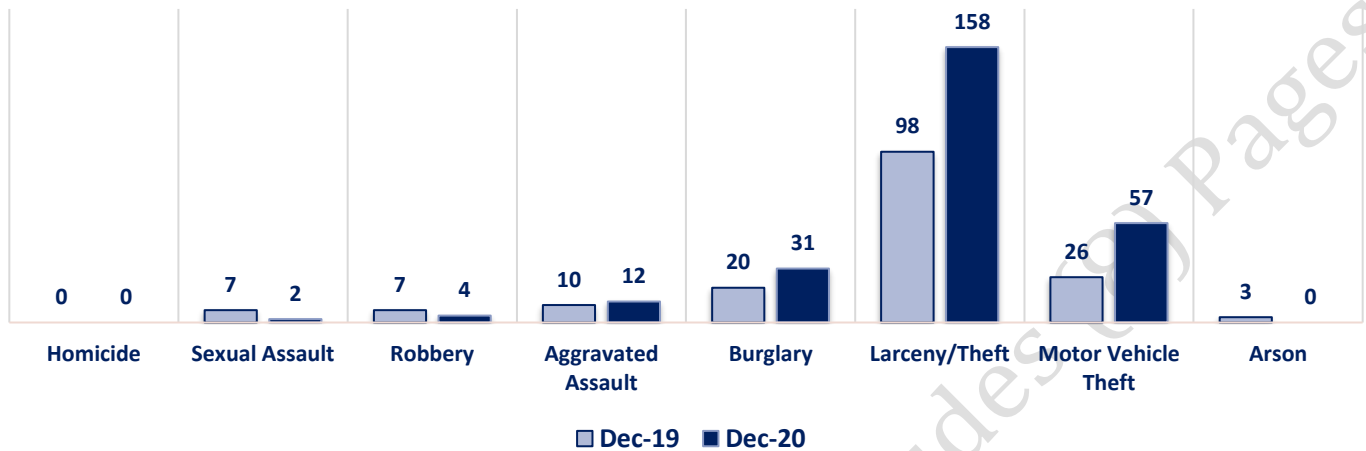
Offenses

	OFFENSE	DEC 19	DEC 20	OFFENSE	DEC 19	DEC 20
PART I OFFENSES	Homicide	0	0	Other Assaults	50	60
	Sexual Assault	7	2	Forgery/Counterfeit	7	6
	Robbery	7	4	Fraud	15	17
	Aggravated Assault	10	12	Embezzlement	1	0
	Burglary	20	31	Stolen Property	6	5
	Larceny/Theft	98	158	Vandalism	31	63
	Motor Vehicle Theft	26	57	Weapons	3	9
	Arson	3	0	Prostitution	0	1
	PART I TOTALS	171	264	Sex Offenses	4	2
NON-UCR OFFENSES	Ambulance Calls	16	10	Drug Abuse	50	26
	Deaths	3	7	Gambling	0	0
	Missing Persons	6	9	Family Offenses	59	51
	Suicides	0	0	DUI	12	8
	Suspicious Activity	12	18	Liquor Laws	1	2
	Traffic Accidents	67	72	Drunkenness	14	7
	All Other	177	176	Disorderly Conduct	5	8
	NON-UCR TOTALS	281	292	All Other Offenses	151	155
	PART I OFFENSES	171	264	Curfew/Loitering	1	0
TOTALS	PART II OFFENSES	414	427	Runaway	4	7
	NON-UCR OFFENSES	281	292	PART II TOTALS	414	427
	TOTAL	866	983			

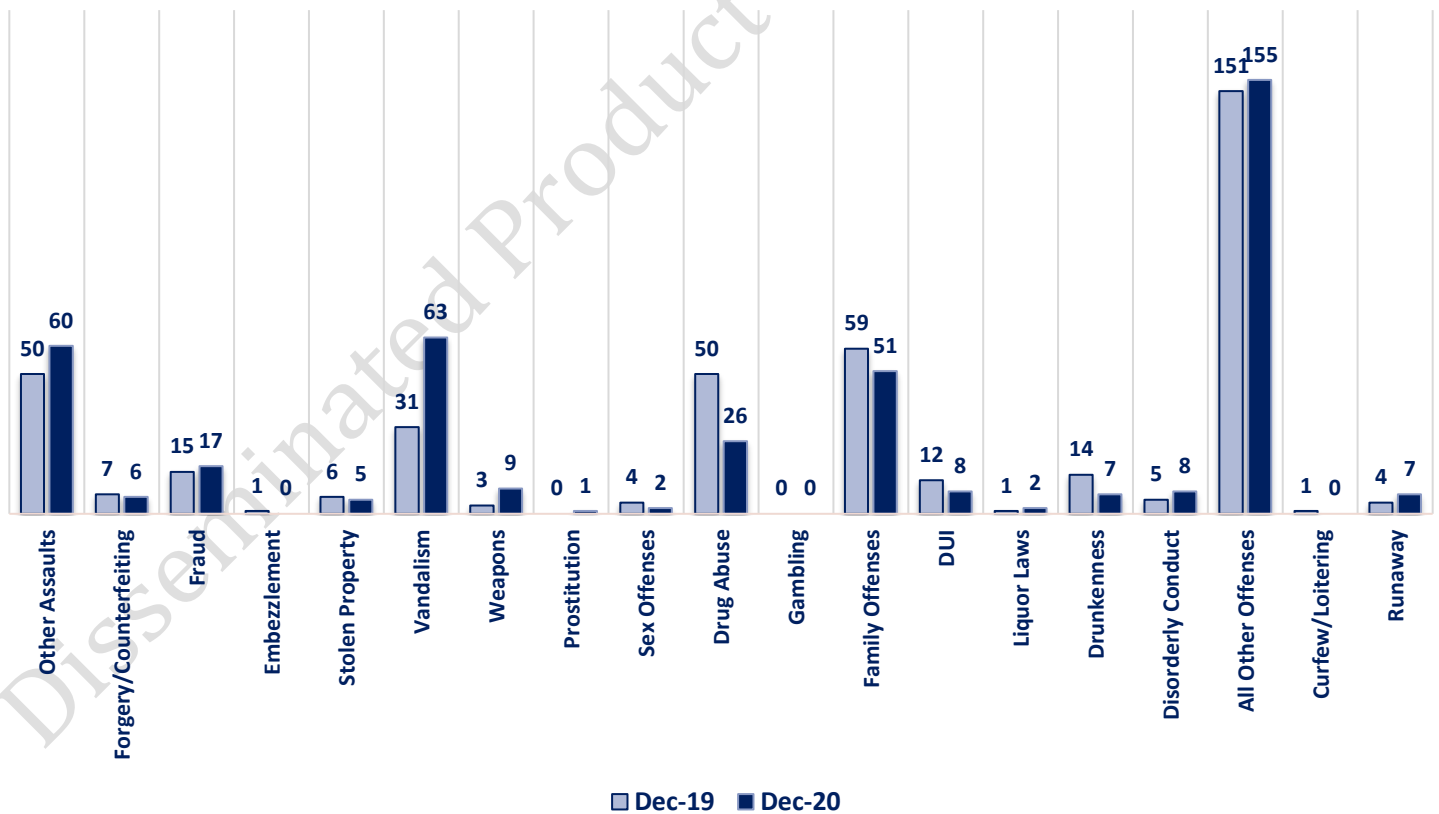
DECEMBER 2020- PART I & II OFFENSE PERCENTAGES



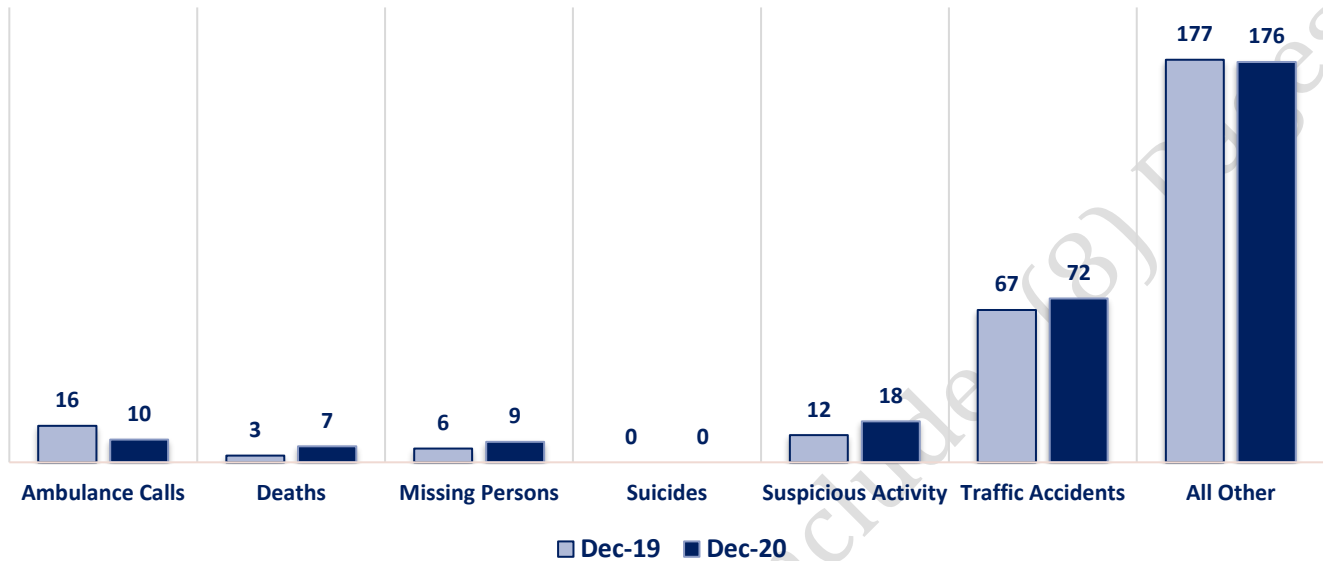
Part I Offenses



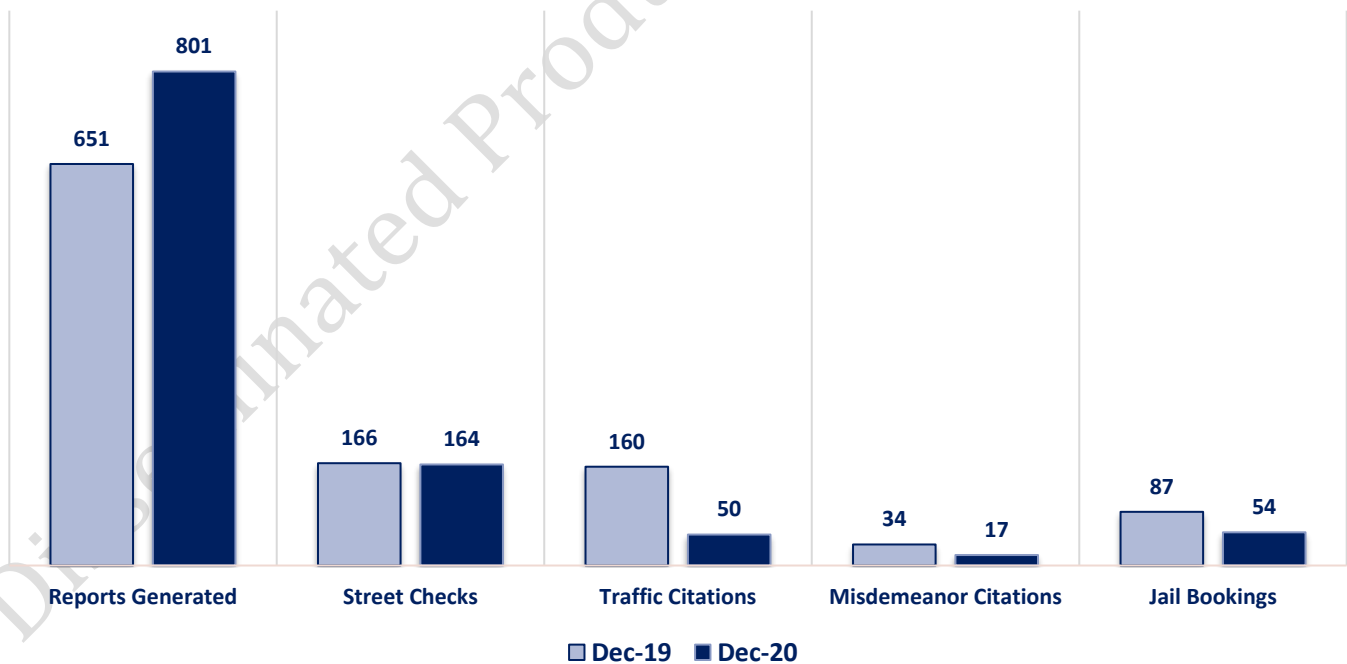
Part II Offenses



Non-UCR Offenses

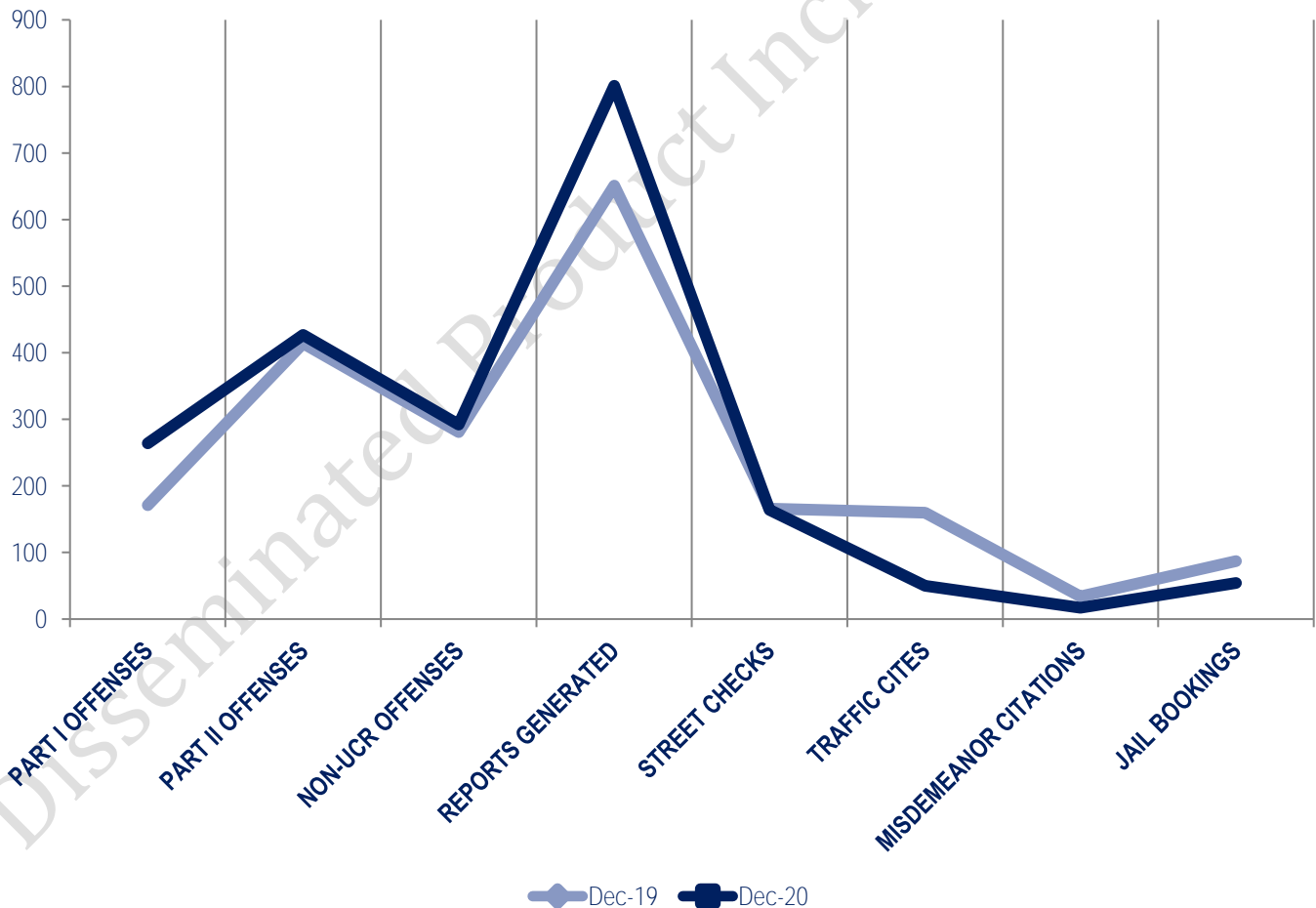


Other Event Totals



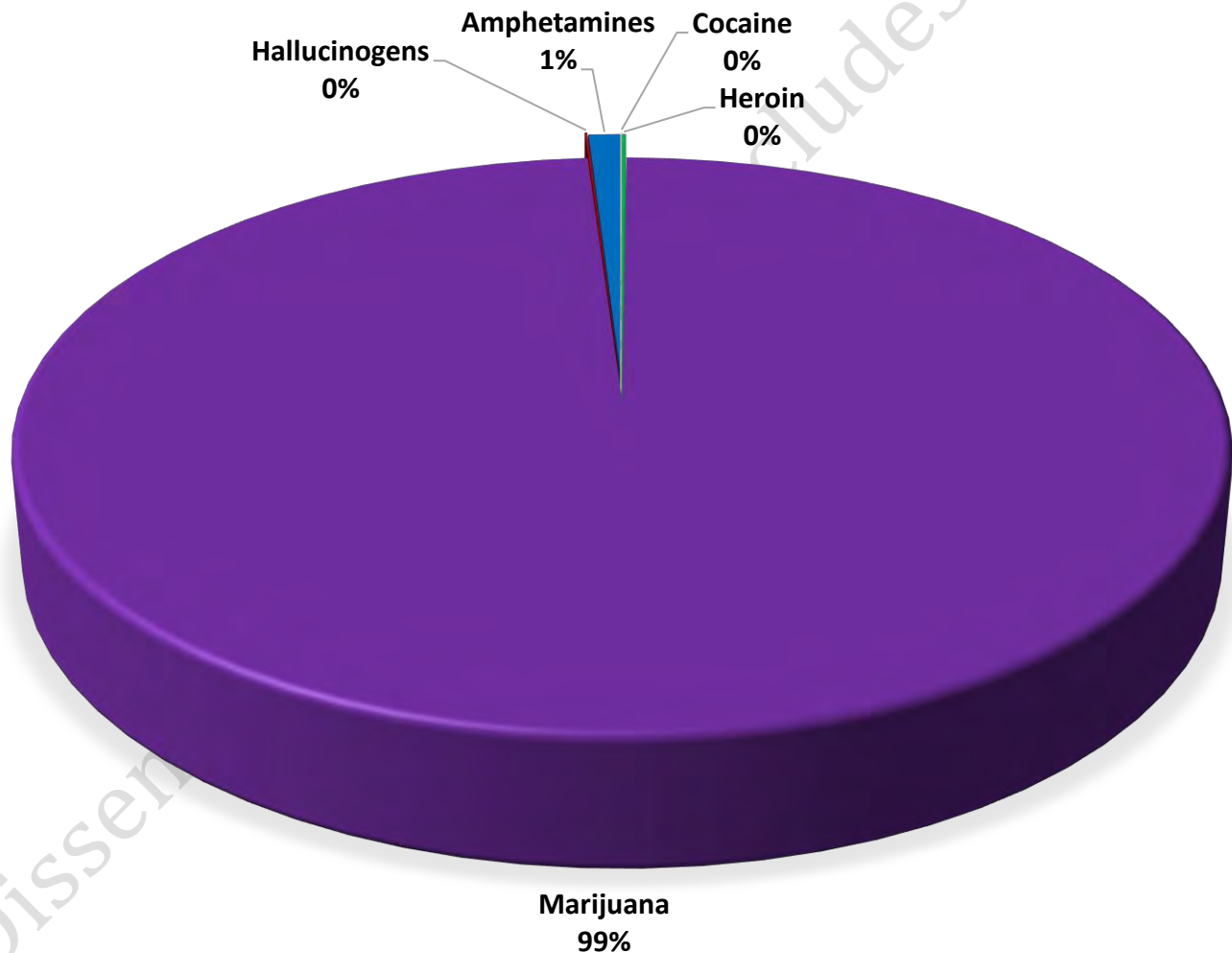
Combined Offense/Event Trends

	DEC 2019	DEC 2020
Part I Offenses	171	264
Part II Offenses	414	427
NonUCR Offenses	281	292
Reports Generated	651	801
Street Checks	166	164
Traffic Citations	160	50
Misdemeanor Citations	34	17
Jail Bookings	87	54



Seized Drugs

TYPE	DOSES	STREET VALUE
Cocaine	4.0	\$ 40.00
Heroin	73.0	\$ 730.00
Marijuana	54072.6	\$ 324,435.83
Hallucinogens	38.3	\$ 76.54
Amphetamines	540.0	\$ 5,400.00
TOTAL	54727.9	\$ 330,682.37



Part I & II Offenses - One Year

