



CITY COUNCIL DISTRICT #3

MONTHLY OFFENSE SUMMARY

JANUARY 2020

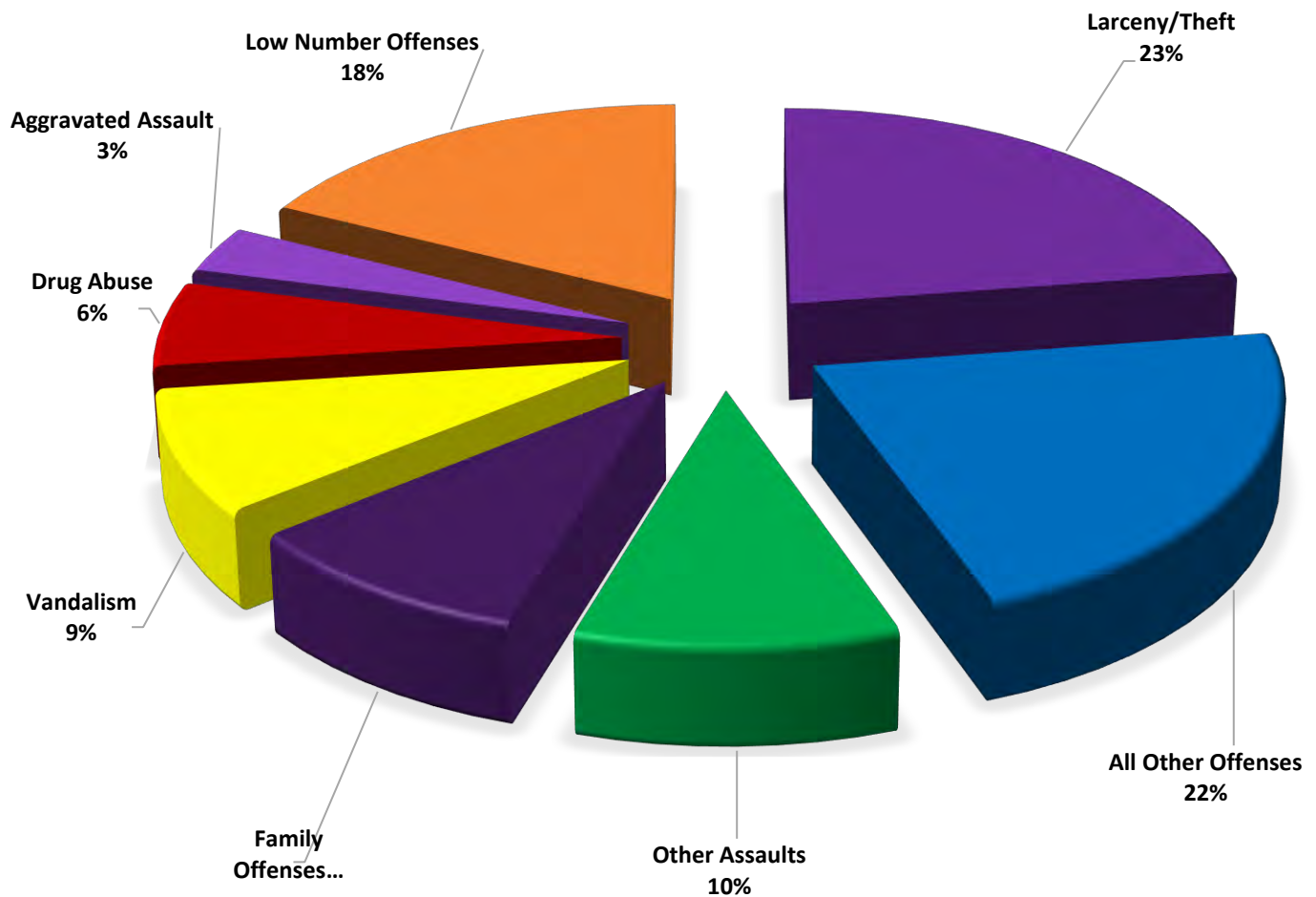
These figures represent preliminary counts of original Police Incident Reports and include all offenses within the above listed City Council District only. Full statistical analysis to determine the confidence level of this data has not been performed. The results contained herein are **approximate in relation to the listed area and may not fully coincide with data shown in other areas of SLCPD's Crime Statistics** page such as Calls for Service, Crimes Trending, and Crime Reports due to and reflective of departmental procedures that were in place at the time the event occurred and the date this data was compiled. Results displayed are not distinguished as attempted or completed crimes, do not include other calls for police service, and only represent police service where a report was made. Police Incident Reports are classified by primary offense categories as defined by the Uniform Crime Reporting (UCR) system, however for this report all offenses are included, and each incident may have more than one offense listed on it. In cases where there is more than one offense listed, all offenses are counted individually. Although every reasonable verification effort is made, the accuracy of any data is subject to the constraints of the report generation process as well as the manner, format, and point in time of any query.

PART I OFFENSES:	Chosen by the FBI as Part I Offenses because they are serious crimes that occur with regularity in all areas of the country and are likely to be reported to Police.
PART II OFFENSES:	All other crimes other than the eight Part I Offenses. The Uniform Crime Reporting Program gathers only arrest data for Part II Offenses, however, SLCPD results displayed in this document display all Part II Offenses, regardless of the presence of arrest data.
ALL OTHER OFFENSES:	Under the Part II Offense section, 'All Other Offenses' include Peeping Tom, Trespass, Kidnap/Abduction, Pornography, Extortion/Blackmail, Bribery, Warrants, Sexual Offenses, Obstruction, Public Peace, and Hit & Run.
NON-UCR OFFENSES:	Non-UCR Offenses include reports for all other offenses not classified as a Part I or Part II Offense. Results displayed separate some of these offenses such as Ambulance Calls, Deaths, Missing Persons, Suicides, Suspicious Activity, and Traffic Accidents.
ALL OTHER NON-UCR:	Under the Non-UCR category, 'All Other' include the remainder of offenses not classified as Part I or Part II and not separated from the Non-UCR Offenses. These include things such as Loud Parties, Barking Dogs, Mentally Ill Subjects, Citizen Assistance, etc.
LOW NUMBER OFFENSES:	On page two, in the interest of space and allowing for easier viewing, the category titled 'Low Number Offenses' include Part I and Part II Offenses from page one that have totals under the amount of 10.

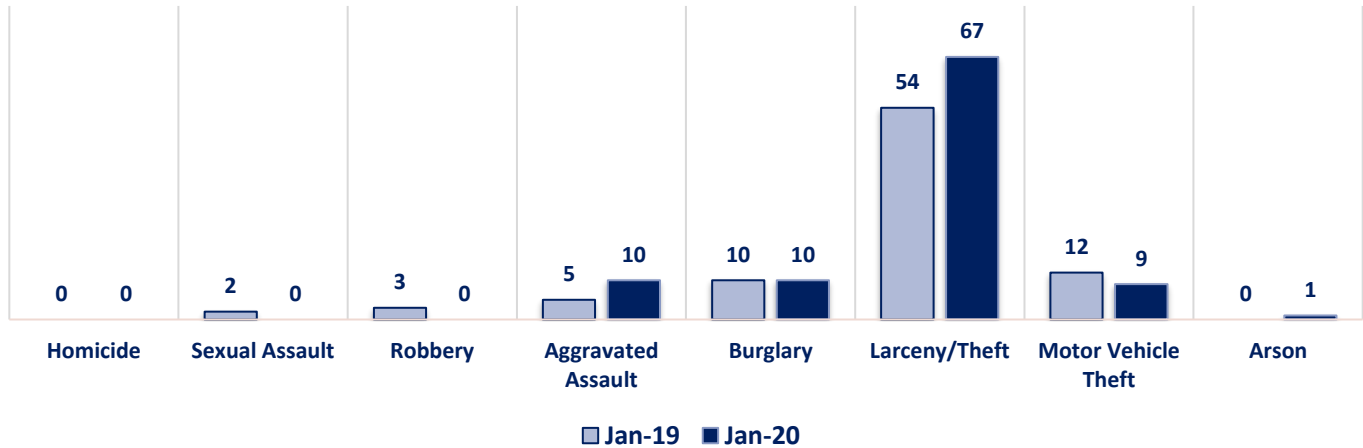
Offenses

PART I OFFENSES VIOLENT PROPERTY		OFFENSE	JAN 19	JAN 20	PART II OFFENSES		
		Homicide	0	0			
		Sexual Assault	2	0			
		Robbery	3	0			
		Aggravated Assault	5	10			
		Burglary	10	10			
		Larceny/Theft	54	67			
		Motor Vehicle Theft	12	9			
		Arson	0	1			
		PART I TOTALS	86	97			
NON-UCR OFFENSES		Ambulance Calls	5	12	Drug Abuse	9	18
		Deaths	11	5	Gambling	0	0
		Missing Persons	1	1	Family Offenses	22	28
		Suicides	1	0	DUI	3	4
		Suspicious Activity	12	9	Liquor Laws	4	1
		Traffic Accidents	41	40	Drunkenness	2	6
		All Other	75	104	Disorderly Conduct	8	0
NON-UCR TOTALS		146	171	All Other Offenses	55	65	
TOTALS		PART I OFFENSES	86	97	Curfew/Loitering	0	0
		PART II OFFENSES	191	199	Runaway	2	5
		NON-UCR OFFENSES	146	171	PART II TOTALS	191	199
		TOTAL	423	467			

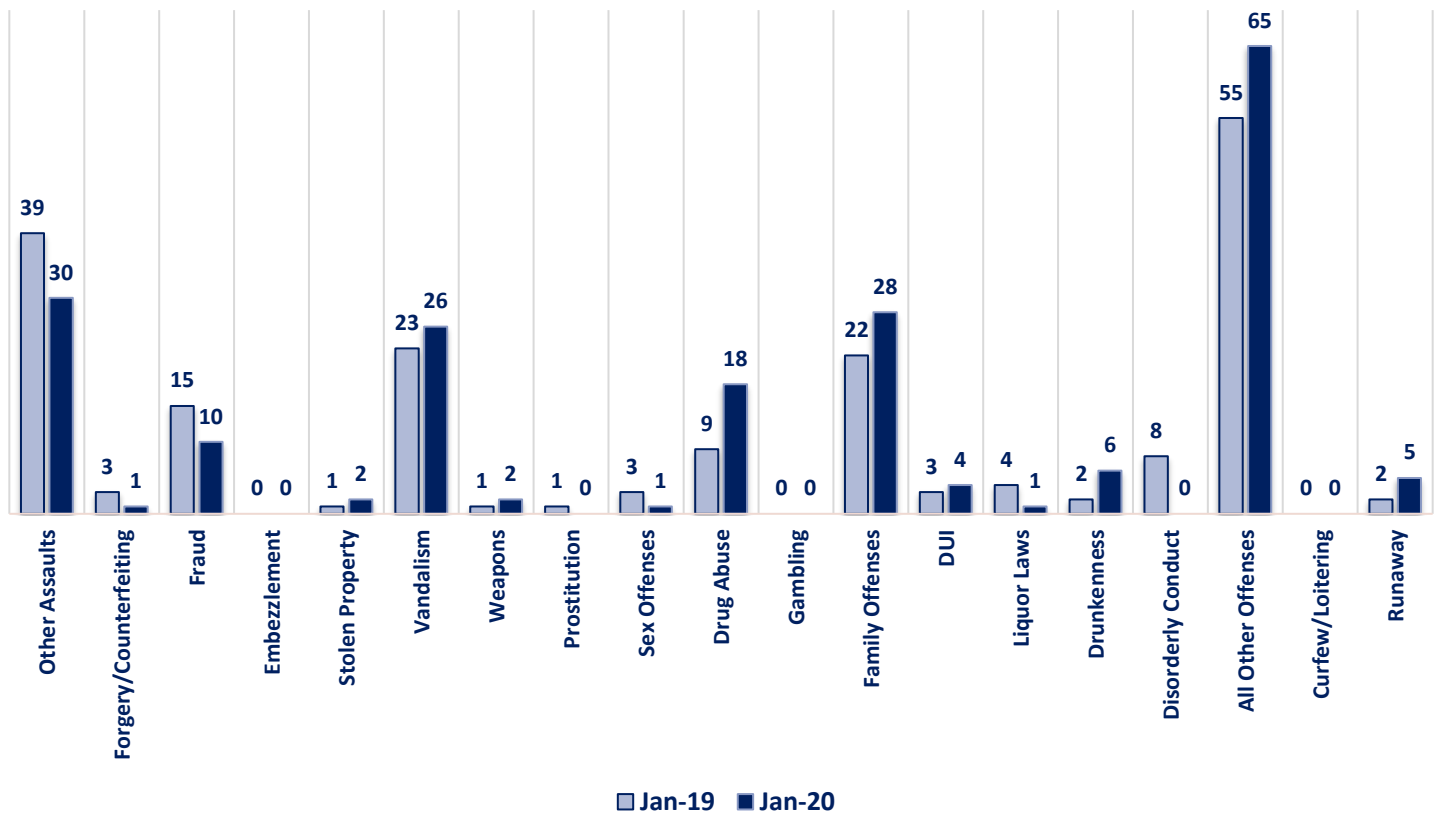
JANUARY 2020- PART I & II OFFENSE PERCENTAGES



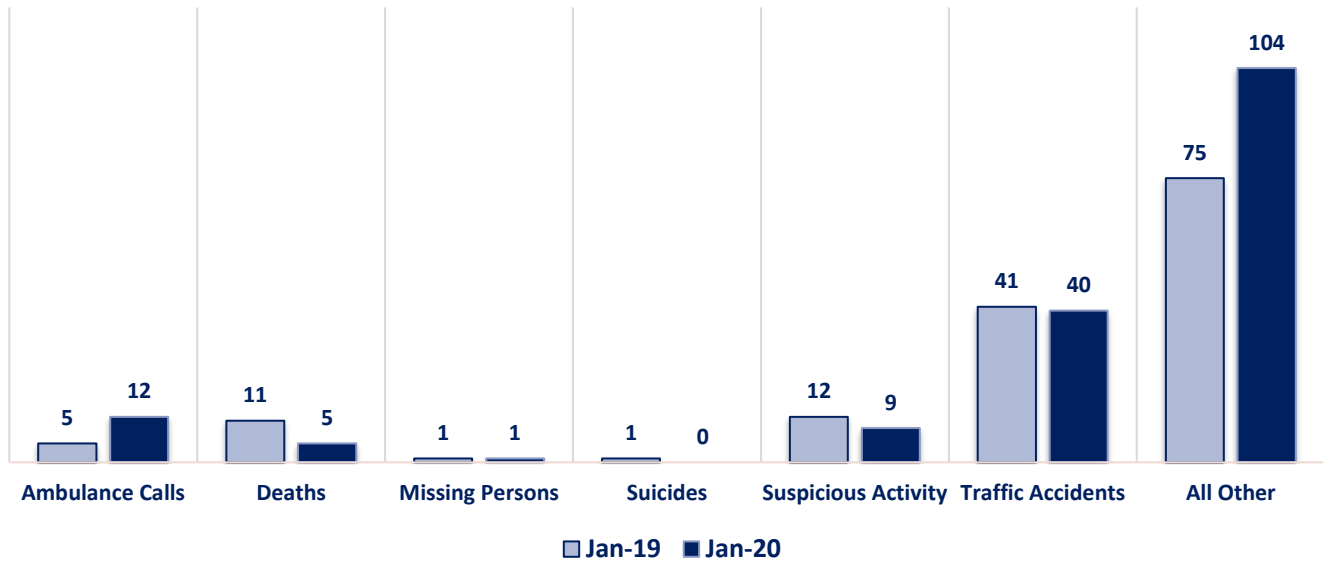
Part I Offenses



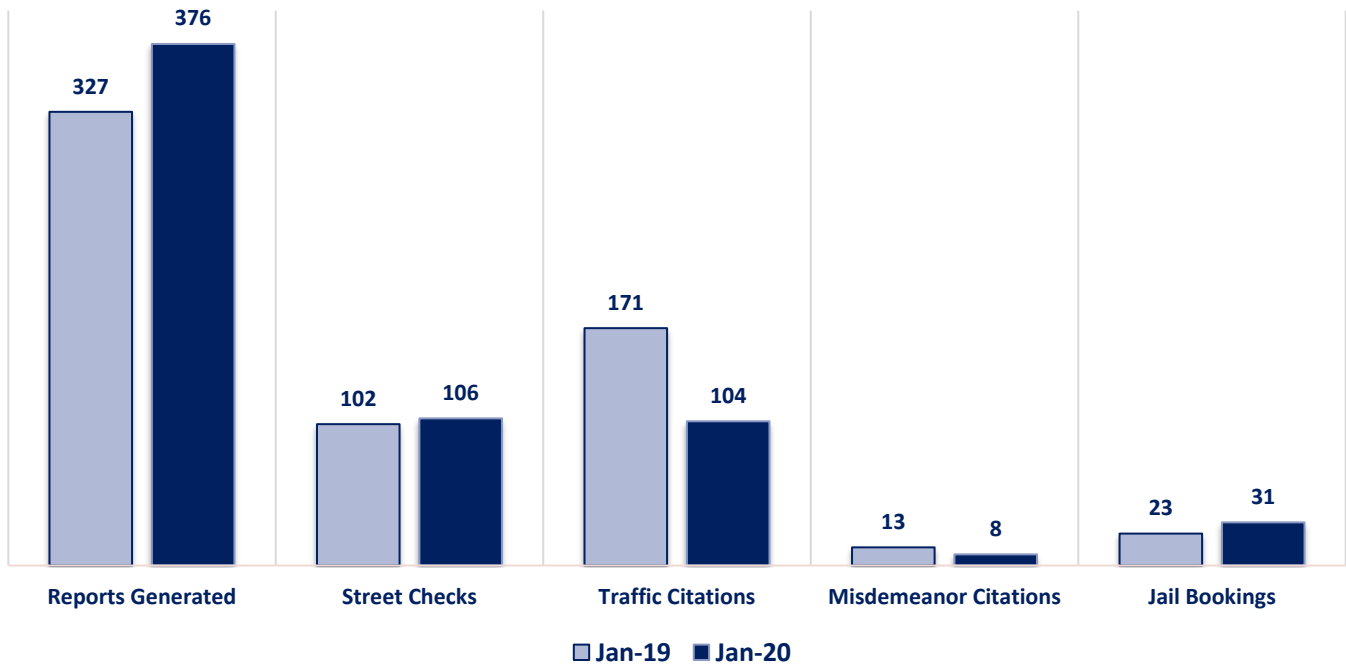
Part II Offenses



Non-UCR Offenses

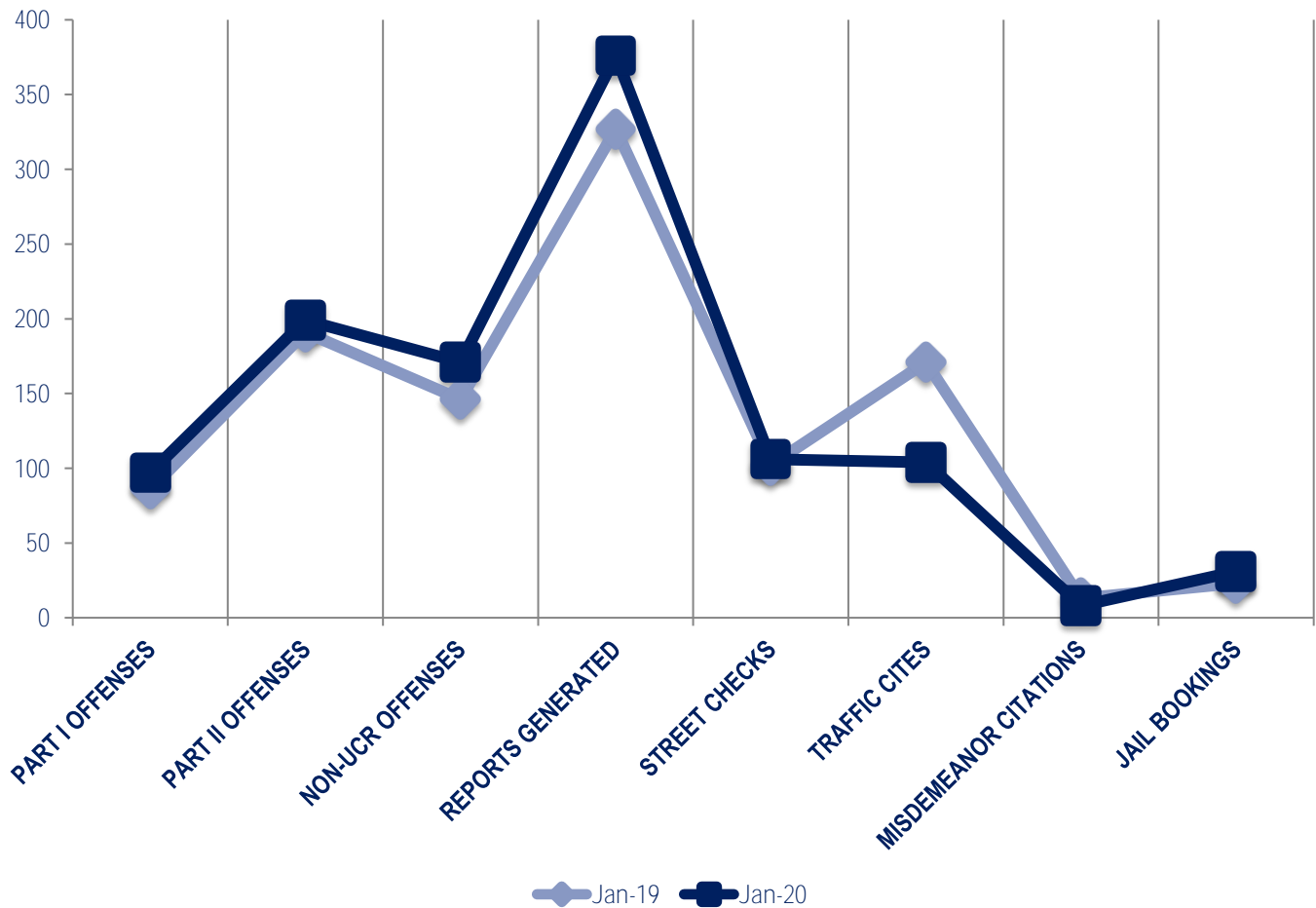


Other Event Totals



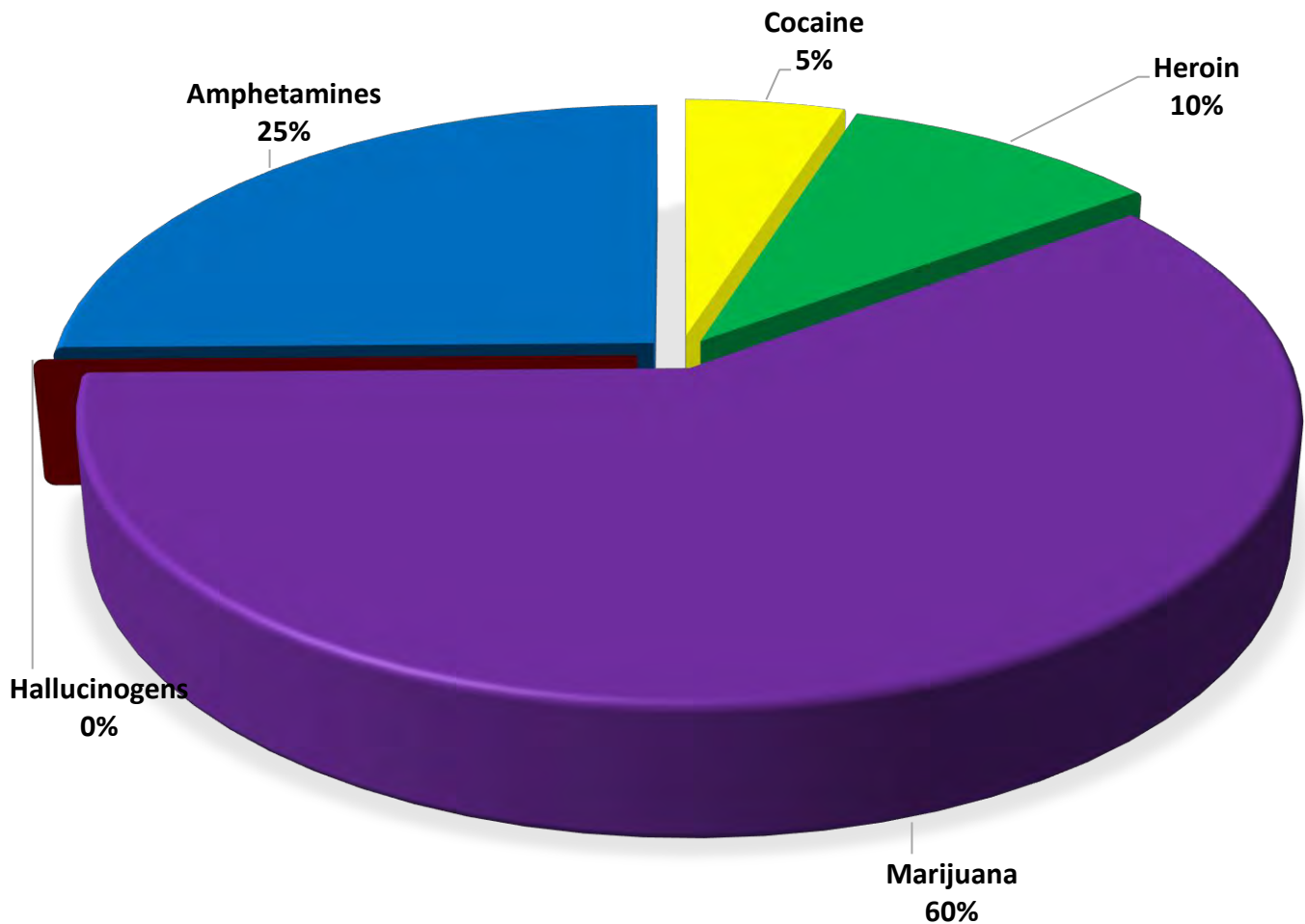
Combined Offense/Event Trends

	JAN 2019	JAN 2020
Part I Offenses	86	97
Part II Offenses	191	199
NonUCR Offenses	146	171
Reports Generated	327	376
Street Checks	102	106
Traffic Citations	171	104
Misdemeanor Citations	13	8
Jail Bookings	23	31

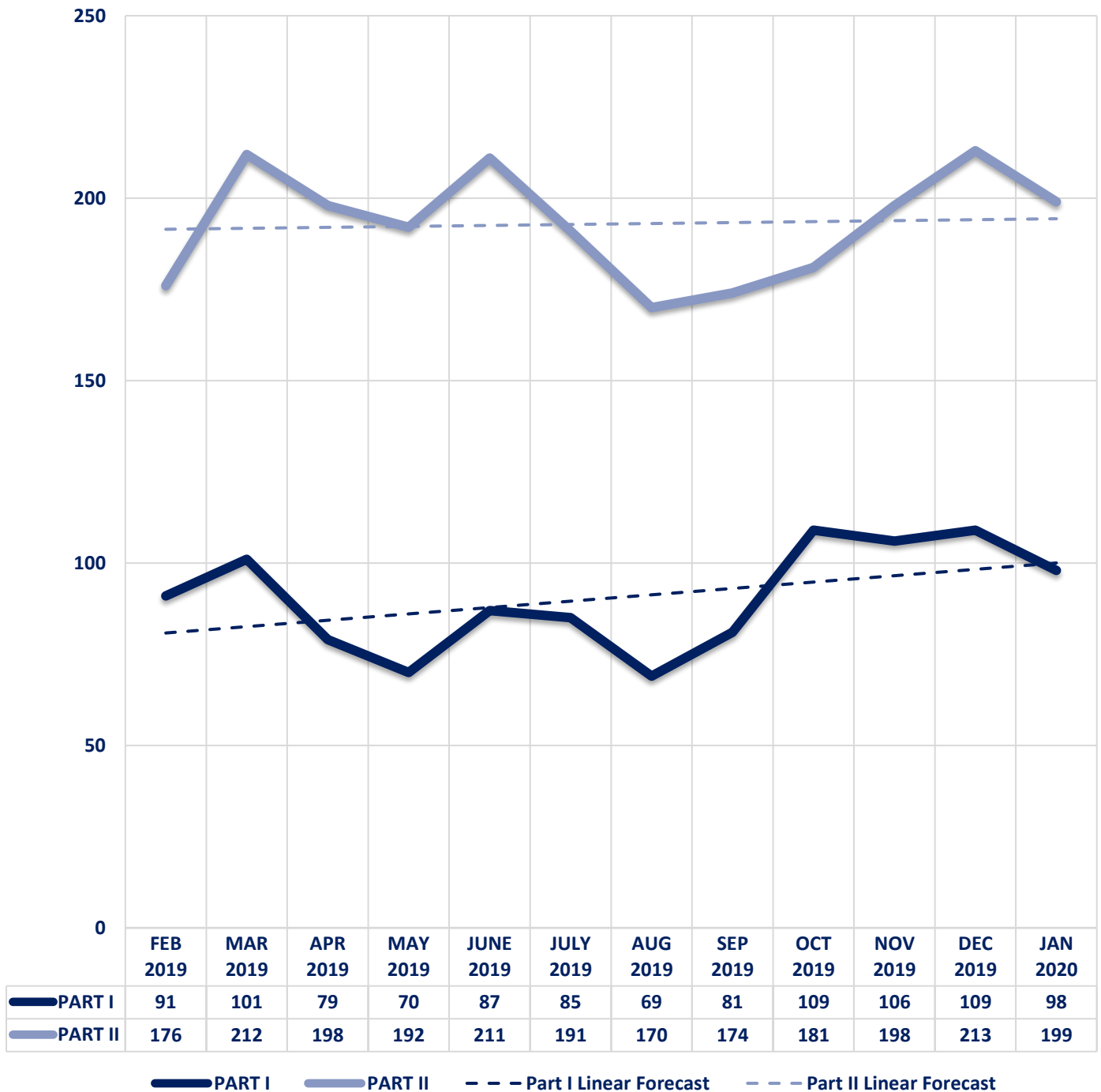


Seized Drugs

TYPE	DOSES	STREET VALUE
Cocaine	11.0	\$ 110.00
Heroin	22.0	\$ 220.00
Marijuana	132.9	\$ 797.28
Hallucinogens	0.0	\$ -
Amphetamines	56.0	\$ 560.00
TOTAL	221.9	\$ 1,687.28



Part I & II Offenses - One Year





CITY COUNCIL DISTRICT #3

MONTHLY OFFENSE SUMMARY

February 2020

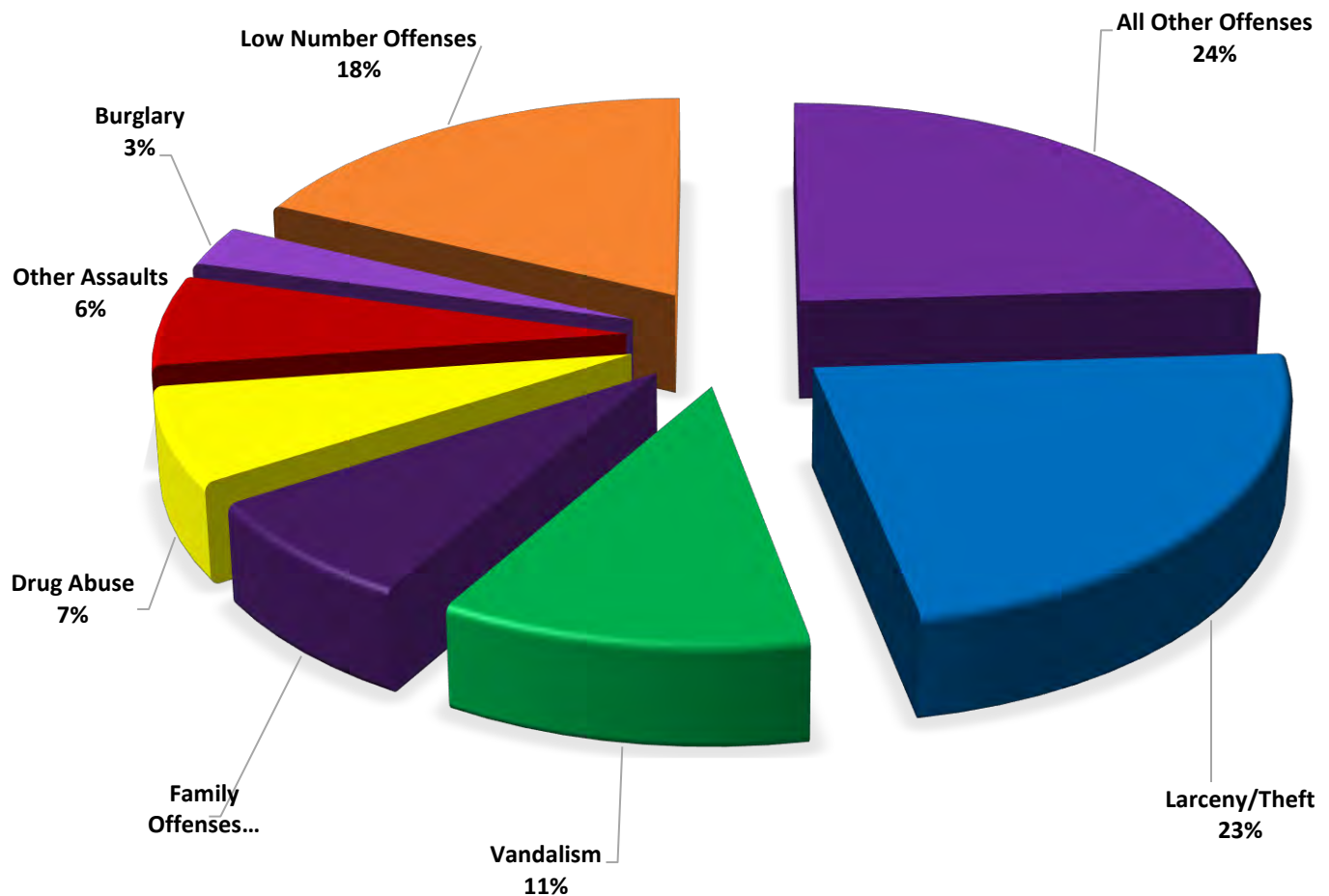
These figures represent preliminary counts of original Police Incident Reports and include all offenses within the above listed City Council District only. Full statistical analysis to determine the confidence level of this data has not been performed. The results contained herein are **approximate in relation to the listed area and may not fully coincide with data shown in other areas of SLCPD's Crime Statistics** page such as Calls for Service, Crimes Trending, and Crime Reports due to and reflective of departmental procedures that were in place at the time the event occurred and the date this data was compiled. Results displayed are not distinguished as attempted or completed crimes, do not include other calls for police service, and only represent police service where a report was made. Police Incident Reports are classified by primary offense categories as defined by the Uniform Crime Reporting (UCR) system, however for this report all offenses are included, and each incident may have more than one offense listed on it. In cases where there is more than one offense listed, all offenses are counted individually. Although every reasonable verification effort is made, the accuracy of any data is subject to the constraints of the report generation process as well as the manner, format, and point in time of any query.

PART I OFFENSES:	Chosen by the FBI as Part I Offenses because they are serious crimes that occur with regularity in all areas of the country and are likely to be reported to Police.
PART II OFFENSES:	All other crimes other than the eight Part I Offenses. The Uniform Crime Reporting Program gathers only arrest data for Part II Offenses, however, SLCPD results displayed in this document display all Part II Offenses, regardless of the presence of arrest data.
ALL OTHER OFFENSES:	Under the Part II Offense section, 'All Other Offenses' include Peeping Tom, Trespass, Kidnap/Abduction, Pornography, Extortion/Blackmail, Bribery, Warrants, Sexual Offenses, Obstruction, Public Peace, and Hit & Run.
NON-UCR OFFENSES:	Non-UCR Offenses include reports for all other offenses not classified as a Part I or Part II Offense. Results displayed separate some of these offenses such as Ambulance Calls, Deaths, Missing Persons, Suicides, Suspicious Activity, and Traffic Accidents.
ALL OTHER NON-UCR:	Under the Non-UCR category, 'All Other' include the remainder of offenses not classified as Part I or Part II and not separated from the Non-UCR Offenses. These include things such as Loud Parties, Barking Dogs, Mentally Ill Subjects, Citizen Assistance, etc.
LOW NUMBER OFFENSES:	On page two, in the interest of space and allowing for easier viewing, the category titled 'Low Number Offenses' include Part I and Part II Offenses from page one that have totals under the amount of 7.

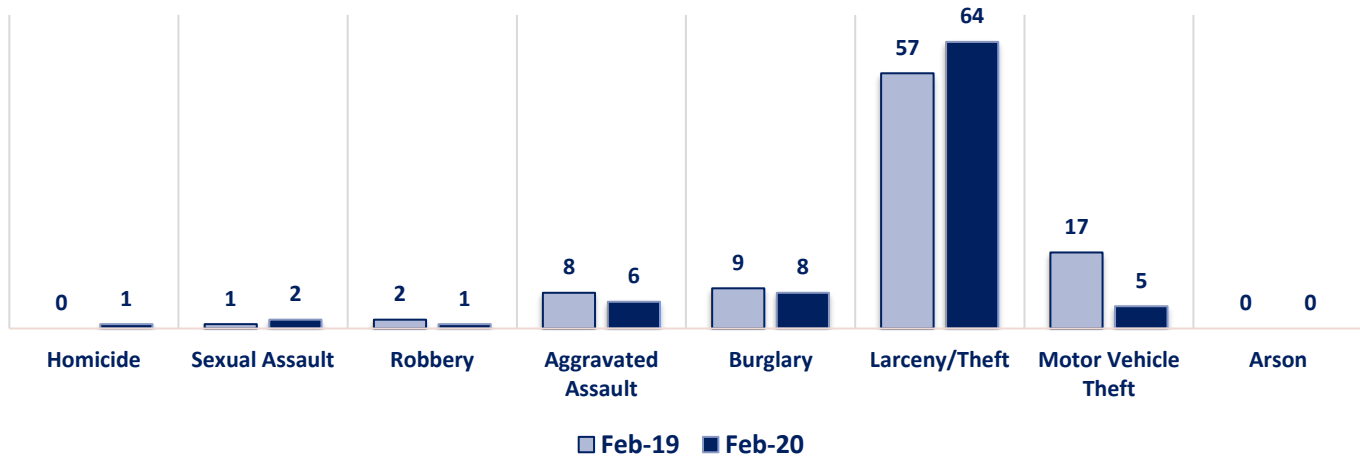
Offenses

PART I OFFENSES VIOLENT PROPERTY		OFFENSE		FEB 19	FEB 20	PART II OFFENSES	
		Homicide		0	1		
		Sexual Assault		1	2		
		Robbery		2	1		
		Aggravated Assault		8	6		
		Burglary		9	8		
		Larceny/Theft		57	64		
		Motor Vehicle Theft		17	5		
		Arson		0	0		
		PART I TOTALS		94	87		
NON-UCR OFFENSES		Ambulance Calls		18	13	PART II OFFENSES	
		Deaths		2	1		
		Missing Persons		2	2		
		Suicides		0	1		
		Suspicious Activity		10	15		
		Traffic Accidents		38	29		
		All Other		94	84		
		NON-UCR TOTALS		164	145		
TOTALS		PART I OFFENSES		94	87	PART II OFFENSES	
		PART II OFFENSES		180	192		
		NON-UCR OFFENSES		164	145		
		TOTAL		438	424		
OFFENSE		FEB 19	FEB 20	OFFENSE		FEB 19	FEB 20
Other Assaults		25	18	Forgery/Counterfeit		1	1
Fraud		9	7	Embezzlement		0	0
Stolen Property		4	2	Vandalism		26	32
Weapons		2	4	Prostitution		1	0
Sex Offenses		4	2	Drug Abuse		17	19
Gambling		0	0	Family Offenses		20	21
DUI		5	4	Liquor Laws		3	0
Drunkenness		5	6	Disorderly Conduct		6	3
All Other Offenses		52	67	Curfew/Loitering		0	0
Runaway		0	6	PART II TOTALS		180	192

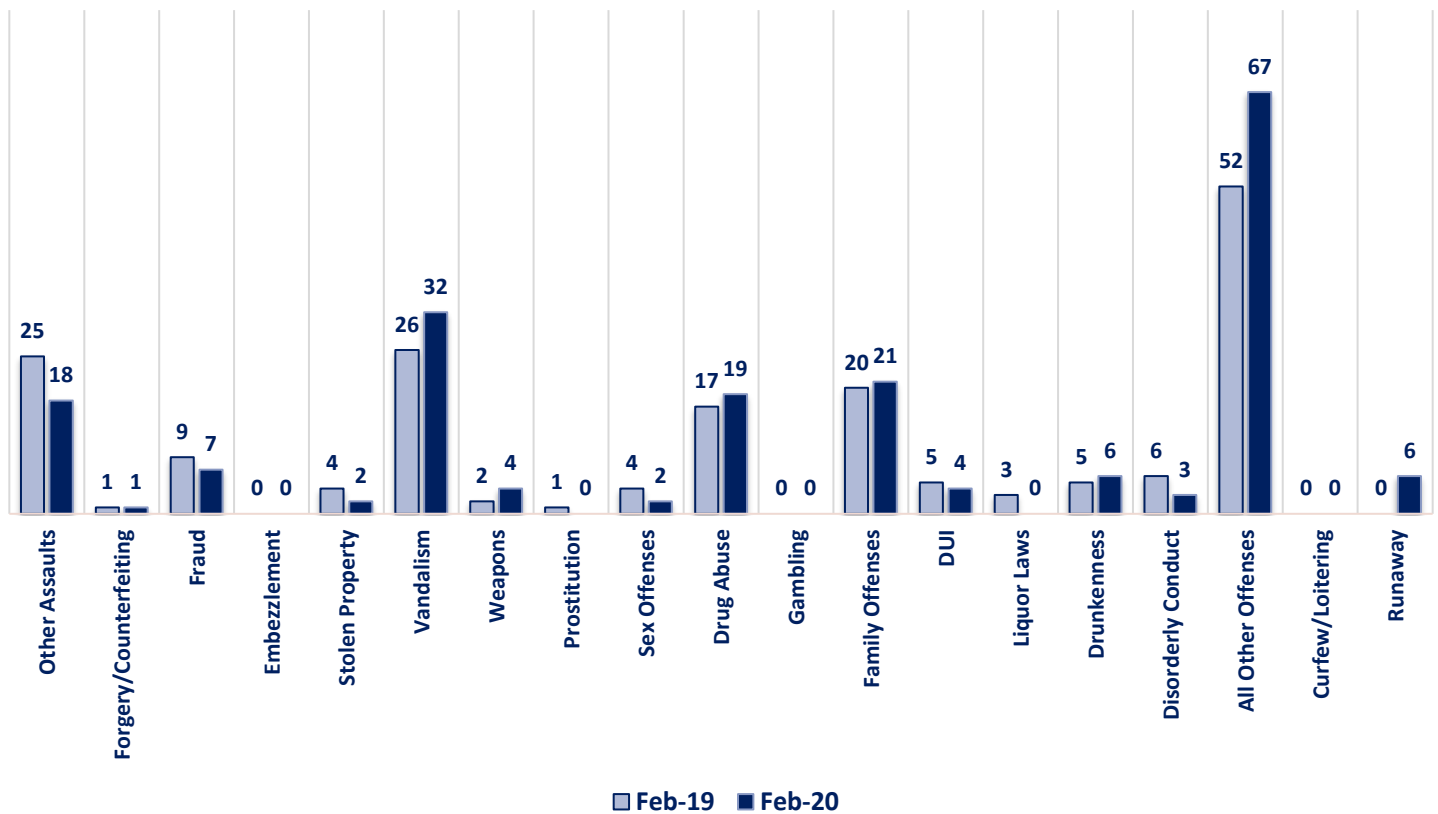
FEBRUARY 2020- PART I & II OFFENSE PERCENTAGES



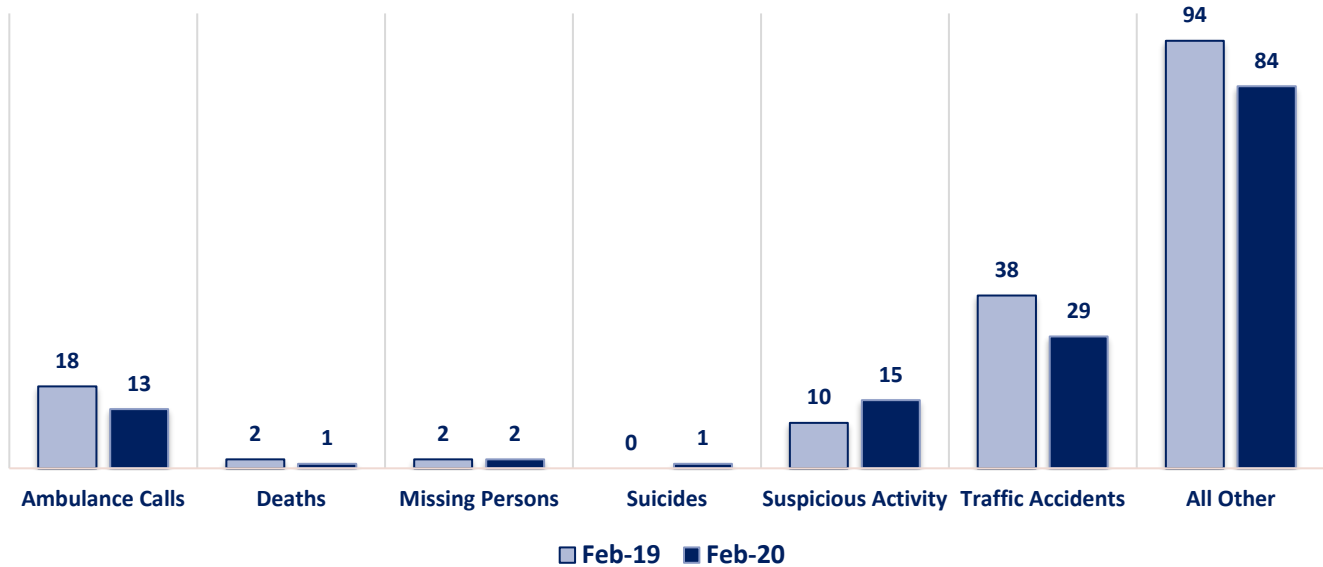
Part I Offenses



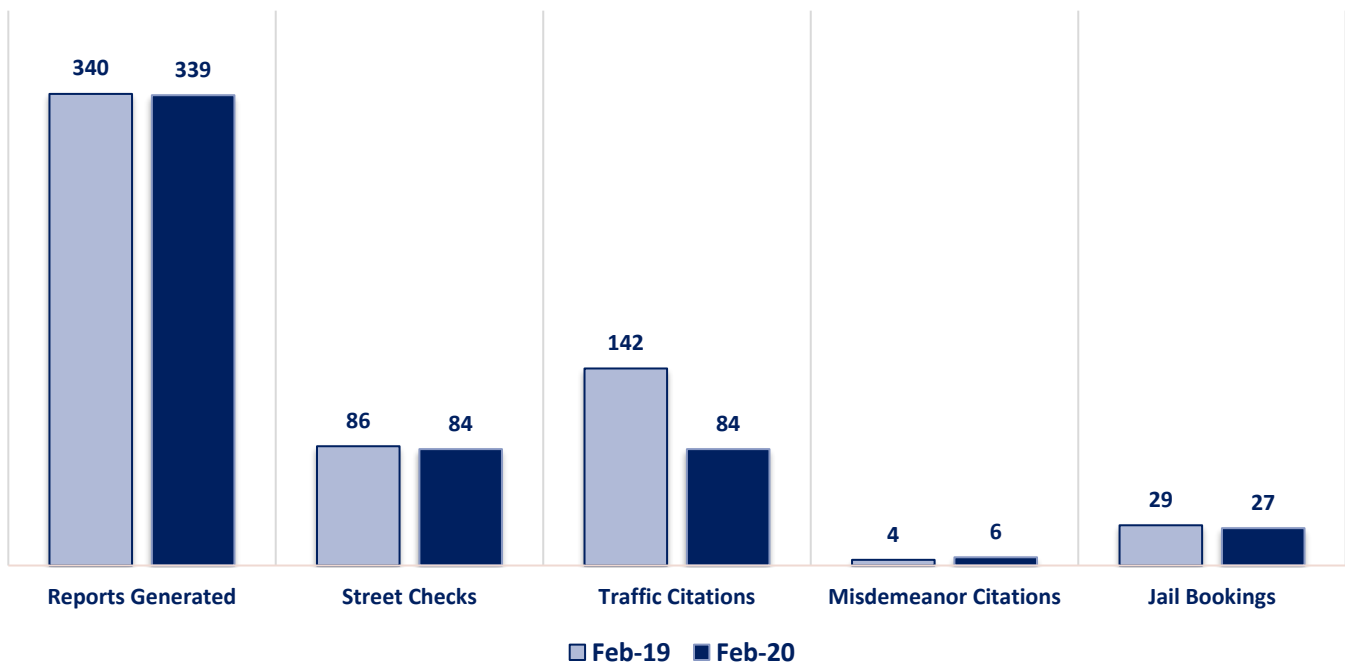
Part II Offenses



Non-UCR Offenses

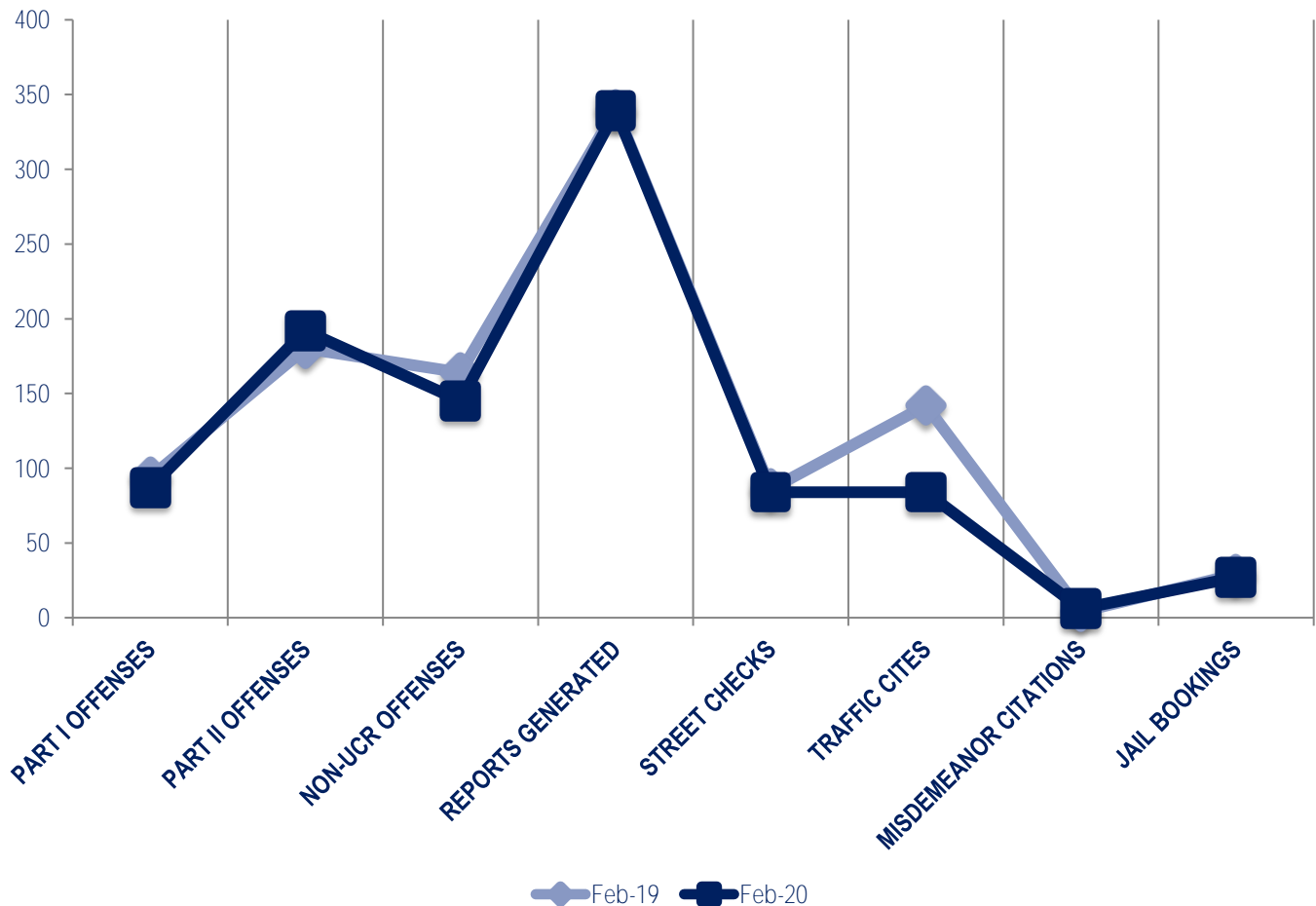


Other Event Totals



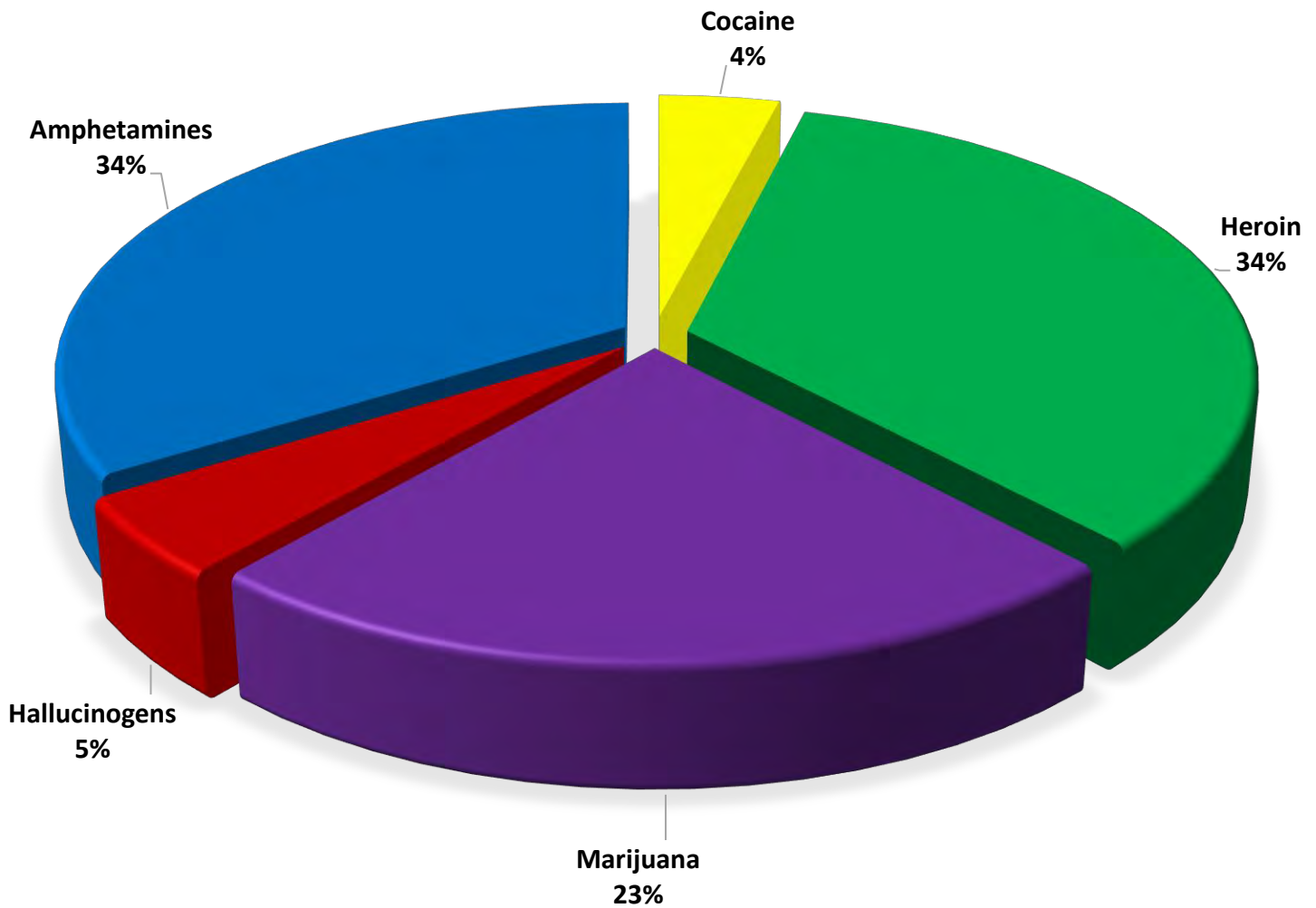
Combined Offense/Event Trends

	FEB 2019	FEB 2020
Part I Offenses	94	87
Part II Offenses	180	192
NonUCR Offenses	164	145
Reports Generated	340	339
Street Checks	86	84
Traffic Citations	142	84
Misdemeanor Citations	4	6
Jail Bookings	29	27

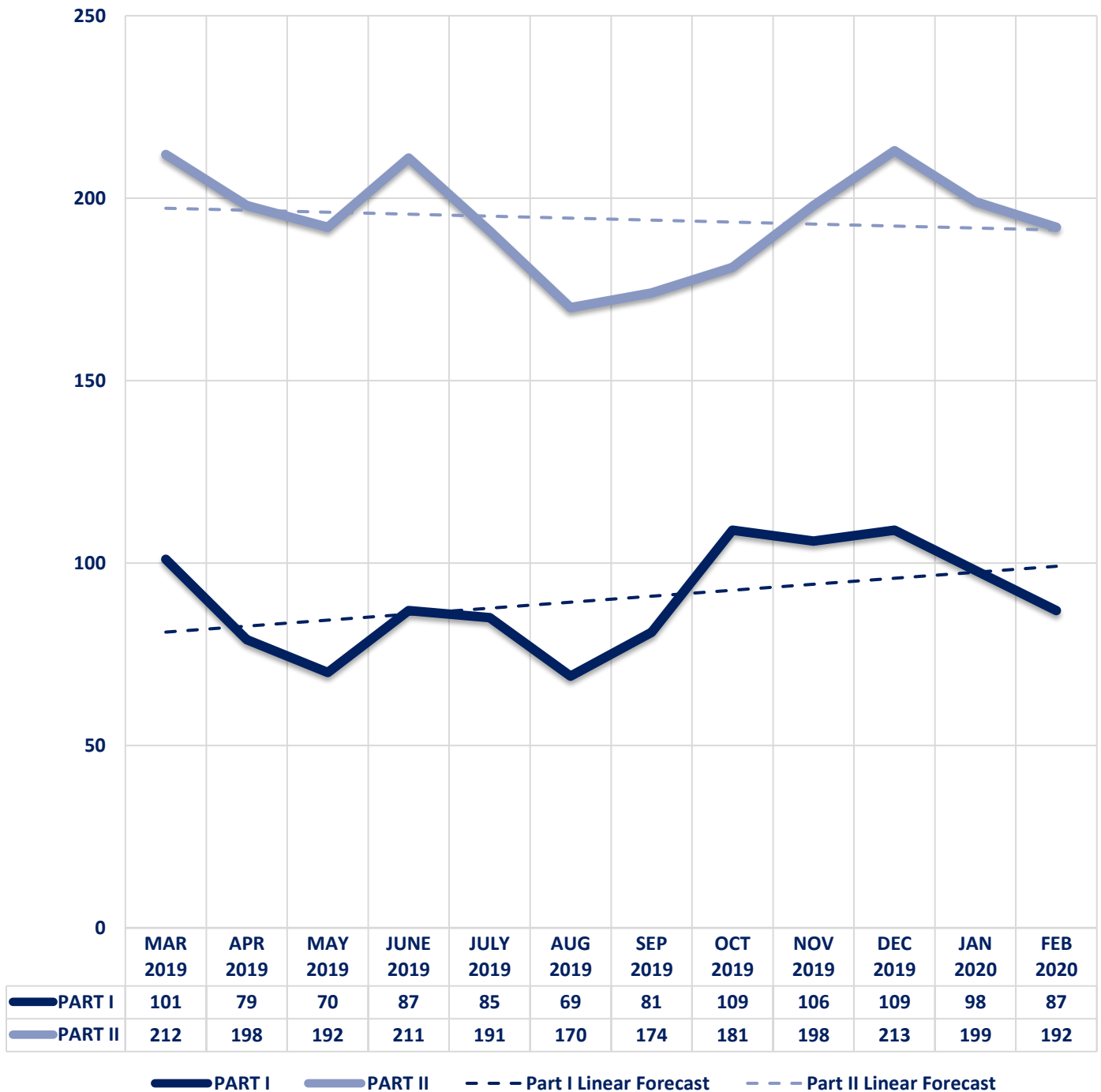


Seized Drugs

TYPE	DOSES	STREET VALUE
Cocaine	16.0	\$ 160.00
Heroin	136.0	\$ 1,360.00
Marijuana	93.5	\$ 560.96
Hallucinogens	19.0	\$ 38.10
Amphetamines	135.0	\$ 1,350.00
TOTAL	399.5	\$ 3,469.06



Part I & II Offenses - One Year





CITY COUNCIL DISTRICT #3 MONTHLY OFFENSE SUMMARY

March 2020

These figures represent preliminary counts of original Police Incident Reports and include all offenses within the above listed City Council District only. Full statistical analysis to determine the confidence level of this data has not been performed. The results contained herein are **approximate in relation to the listed area and may not fully coincide with data shown in other areas of SLCPD's Crime Statistics** page such as Calls for Service, Crimes Trending, and Crime Reports due to and reflective of departmental procedures that were in place at the time the event occurred and the date this data was compiled. Results displayed are not distinguished as attempted or completed crimes, do not include other calls for police service, and only represent police service where a report was made. Police Incident Reports are classified by primary offense categories as defined by the Uniform Crime Reporting (UCR) system, however for this report all offenses are included, and each incident may have more than one offense listed on it. In cases where there is more than one offense listed, all offenses are counted individually. Although every reasonable verification effort is made, the accuracy of any data is subject to the constraints of the report generation process as well as the manner, format, and point in time of any query.

PART I OFFENSES:	Chosen by the FBI as Part I Offenses because they are serious crimes that occur with regularity in all areas of the country and are likely to be reported to Police.
PART II OFFENSES:	All other crimes other than the eight Part I Offenses. The Uniform Crime Reporting Program gathers only arrest data for Part II Offenses, however, SLCPD results displayed in this document display all Part II Offenses, regardless of the presence of arrest data.
ALL OTHER OFFENSES:	Under the Part II Offense section, 'All Other Offenses' include Peeping Tom, Trespass, Kidnap/Abduction, Pornography, Extortion/Blackmail, Bribery, Warrants, Sexual Offenses, Obstruction, Public Peace, and Hit & Run.
NON-UCR OFFENSES:	Non-UCR Offenses include reports for all other offenses not classified as a Part I or Part II Offense. Results displayed separate some of these offenses such as Ambulance Calls, Deaths, Missing Persons, Suicides, Suspicious Activity, and Traffic Accidents.
ALL OTHER NON-UCR:	Under the Non-UCR category, 'All Other' include the remainder of offenses not classified as Part I or Part II and not separated from the Non-UCR Offenses. These include things such as Loud Parties, Barking Dogs, Mentally Ill Subjects, Citizen Assistance, etc.
LOW NUMBER OFFENSES:	On page two, in the interest of space and allowing for easier viewing, the category titled 'Low Number Offenses' include Part I and Part II Offenses from page one that have totals under the amount of 15.

Offenses

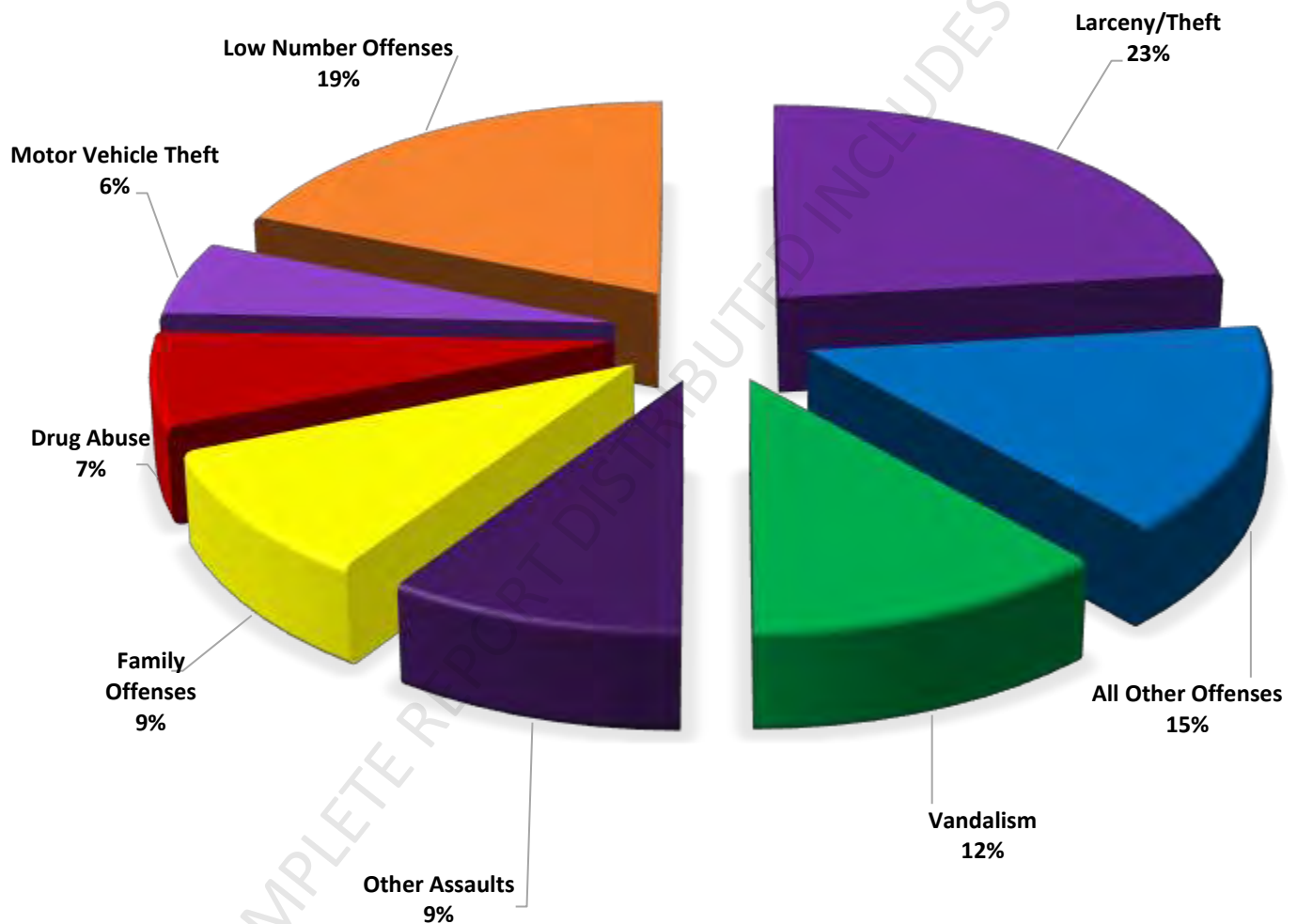
PART I OFFENSES
VIOLENT
PROPERTY

OFFENSE	MAR 19	MAR 20
Homicide	1	0
Sexual Assault	2	0
Robbery	0	3
Aggravated Assault	8	7
Burglary	19	9
Larceny/Theft	69	64
Motor Vehicle Theft	15	15
Arson	0	0
PART I TOTALS	114	98
Ambulance Calls	11	17
Deaths	4	2
Missing Persons	4	1
Suicides	0	0
Suspicious Activity	13	12
Traffic Accidents	36	9
All Other	89	85
NON-UCR TOTALS	157	126
PART I OFFENSES	114	98
PART II OFFENSES	223	178
NON-UCR OFFENSES	157	126
TOTAL	494	402

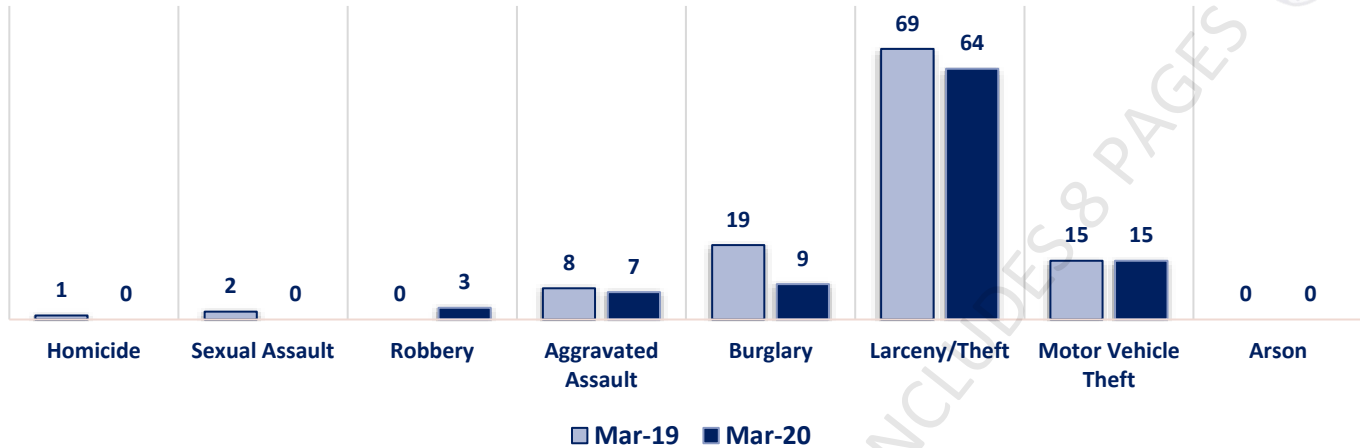
PART II OFFENSES

OFFENSE	MAR 19	MAR 20
Other Assaults	38	26
Forgery/Counterfeit	1	0
Fraud	16	15
Embezzlement	0	0
Stolen Property	1	2
Vandalism	28	32
Weapons	3	2
Prostitution	0	0
Sex Offenses	0	0
Drug Abuse	17	19
Gambling	0	0
Family Offenses	26	26
DUI	2	2
Liquor Laws	1	1
Drunkenness	12	9
Disorderly Conduct	3	1
All Other Offenses	73	42
Curfew/Loitering	0	0
Runaway	2	1
PART II TOTALS	223	178

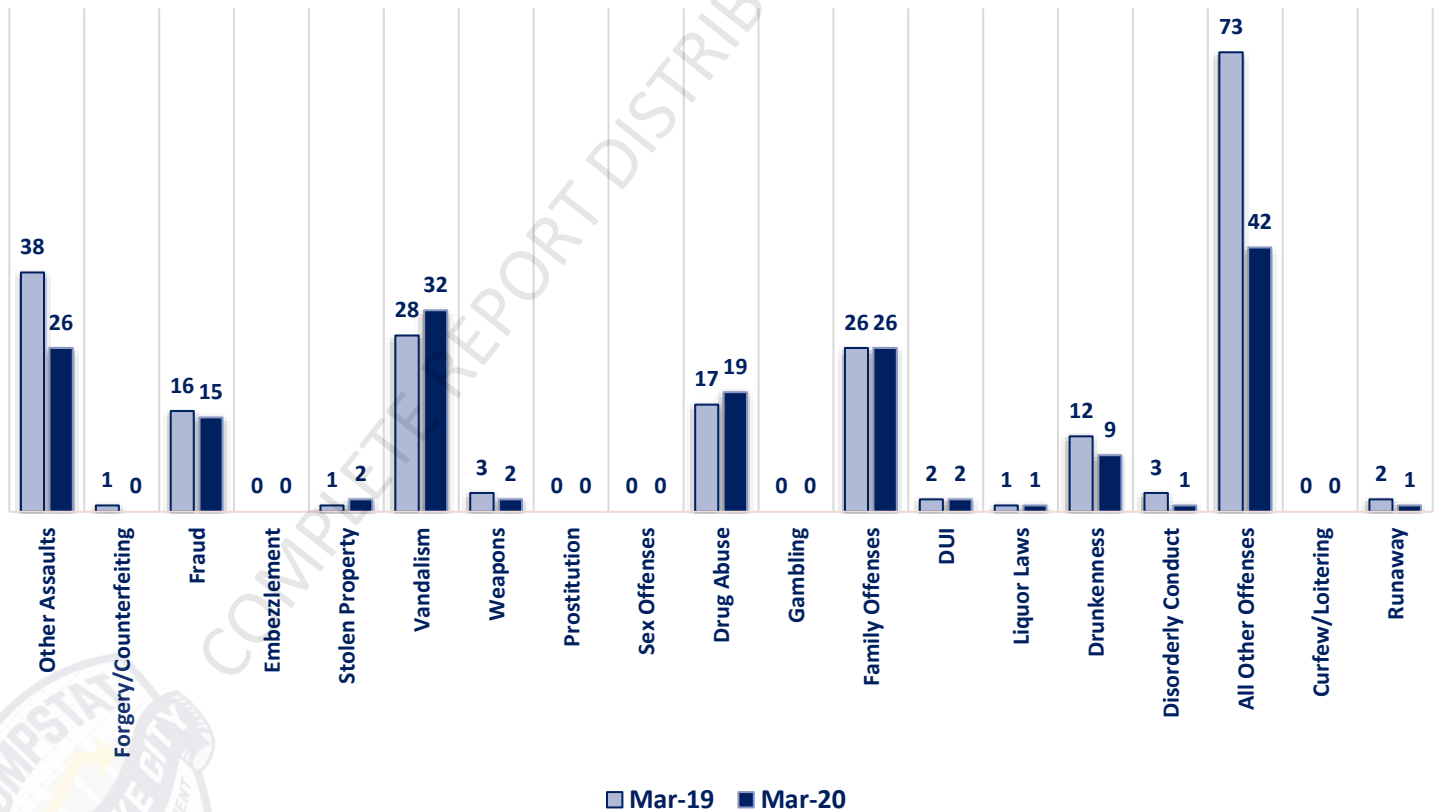
MARCH 2020- PART I & II OFFENSE PERCENTAGES



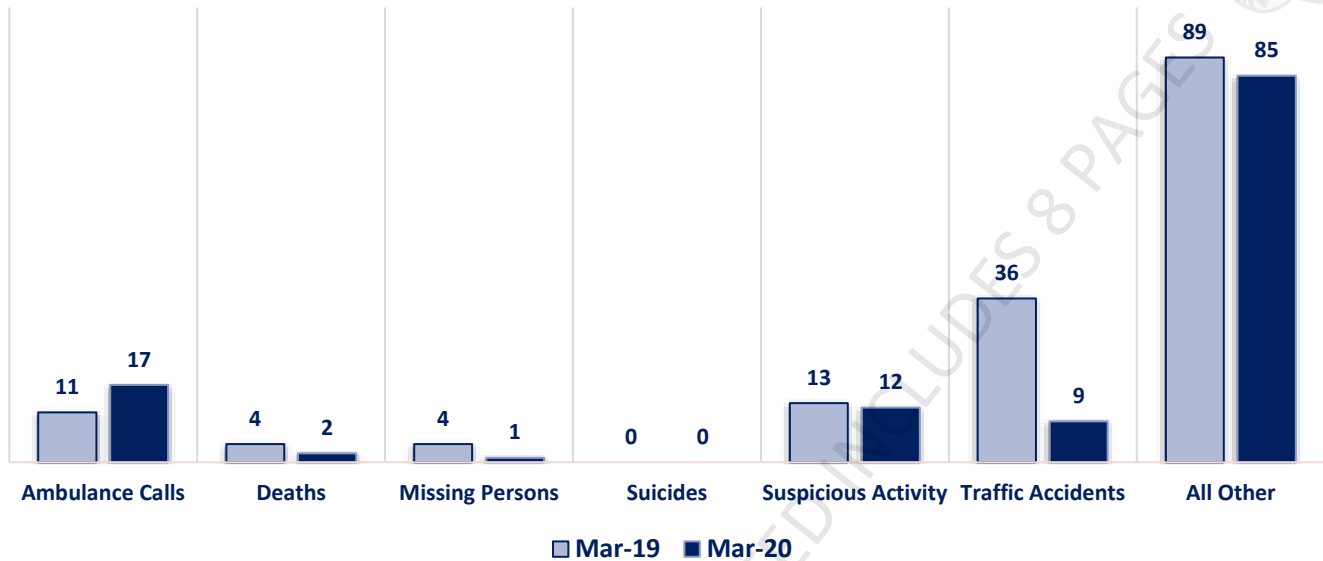
Part I Offenses



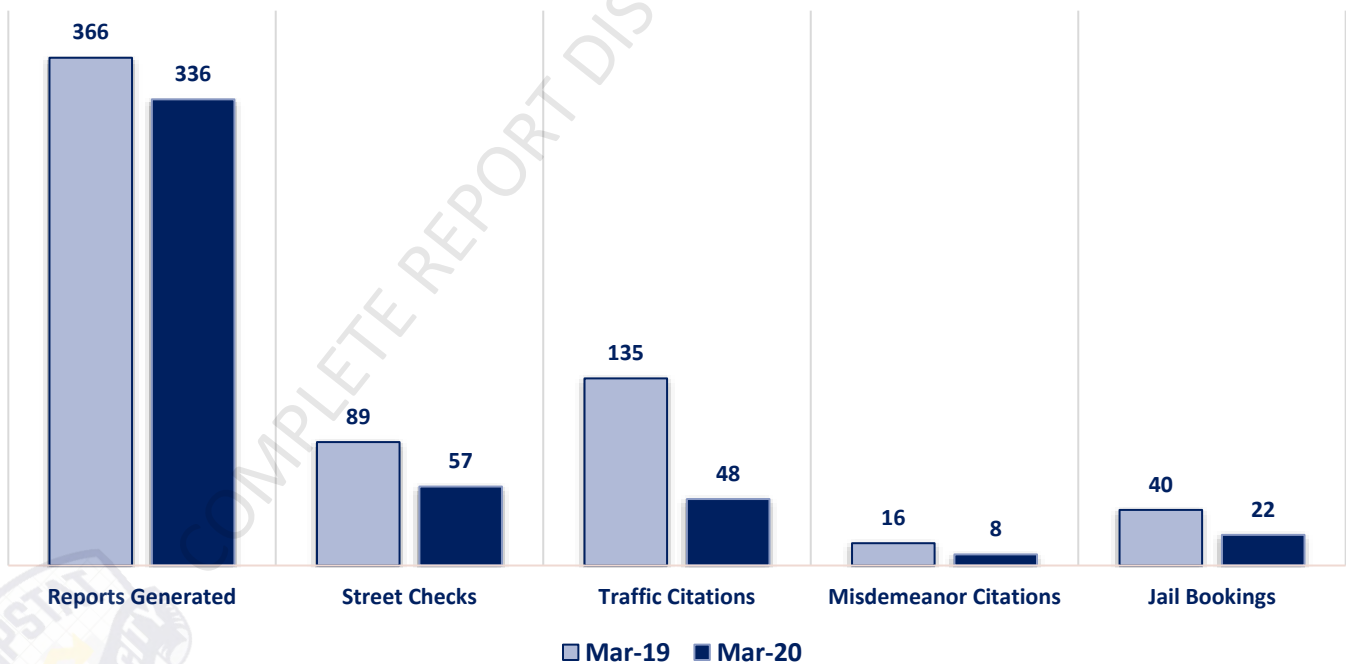
Part II Offenses



Non-UCR Offenses

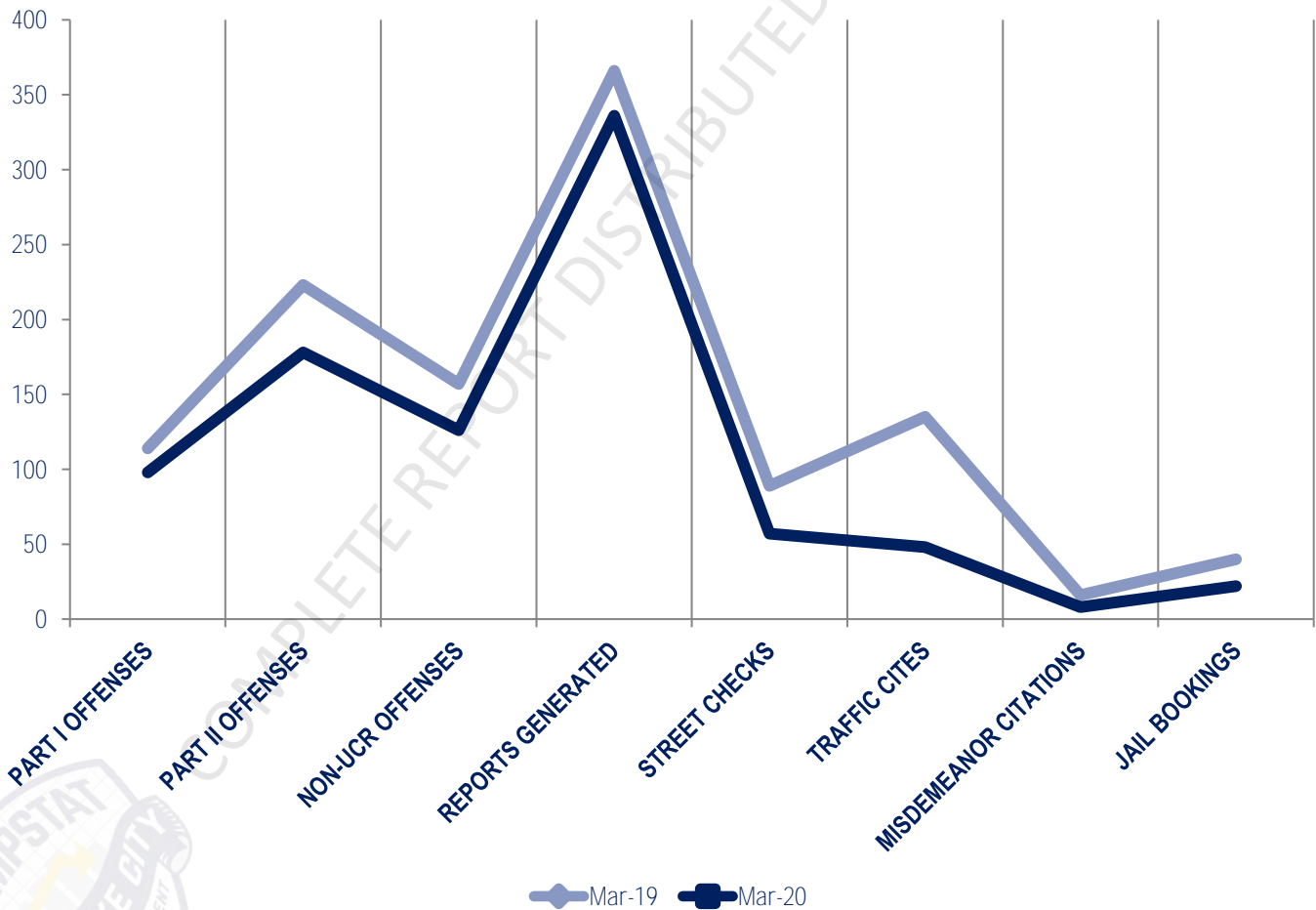


Other Event Totals



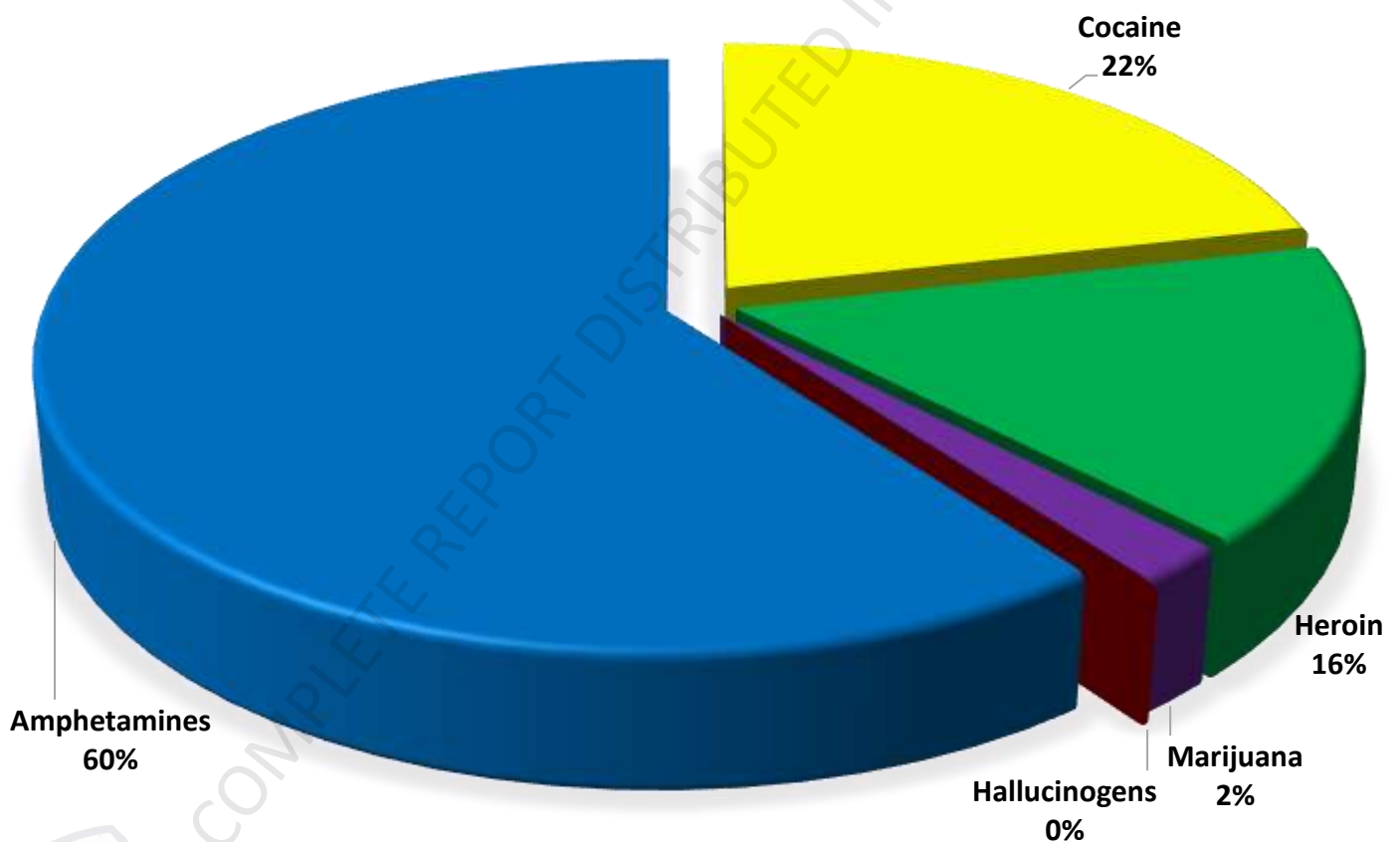
Combined Offense/Event Trends

	MAR 2019	MAR 2020
Part I Offenses	114	98
Part II Offenses	223	178
NonUCR Offenses	157	126
Reports Generated	366	336
Street Checks	89	57
Traffic Citations	135	48
Misdemeanor Citations	16	8
Jail Bookings	40	22

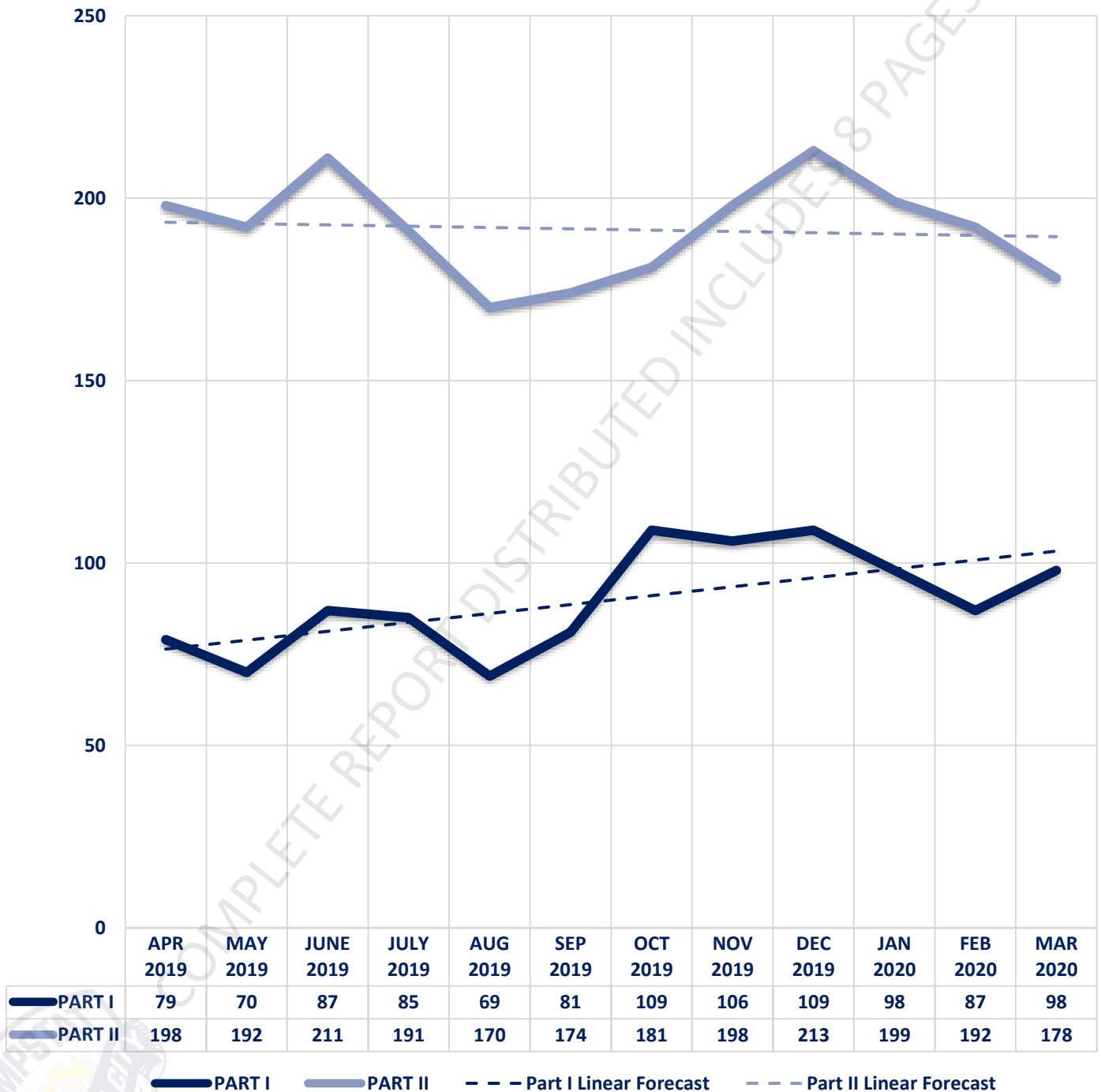


Seized Drugs

TYPE	DOSES	STREET VALUE
Cocaine	131.0	\$ 1,310.00
Heroin	99.0	\$ 990.00
Marijuana	12.7	\$ 76.19
Hallucinogens	0.0	\$ -
Amphetamines	368.0	\$ 3,680.00
TOTAL	610.7	\$ 6,056.19



Part I & II Offenses - One Year





CITY COUNCIL DISTRICT #3 MONTHLY OFFENSE SUMMARY

April 2020

These figures represent preliminary counts of original Police Incident Reports and include all offenses within the above listed City Council District only. Full statistical analysis to determine the confidence level of this data has not been performed. The results contained herein are **approximate in relation to the listed area and may not fully coincide with data shown in other areas of SLCPD's Crime Statistics** page such as Calls for Service, Crimes Trending, and Crime Reports due to and reflective of departmental procedures that were in place at the time the event occurred and the date this data was compiled. Results displayed are not distinguished as attempted or completed crimes, do not include other calls for police service, and only represent police service where a report was made. Police Incident Reports are classified by primary offense categories as defined by the Uniform Crime Reporting (UCR) system, however for this report all offenses are included, and each incident may have more than one offense listed on it. In cases where there is more than one offense listed, all offenses are counted individually. Although every reasonable verification effort is made, the accuracy of any data is subject to the constraints of the report generation process as well as the manner, format, and point in time of any query.

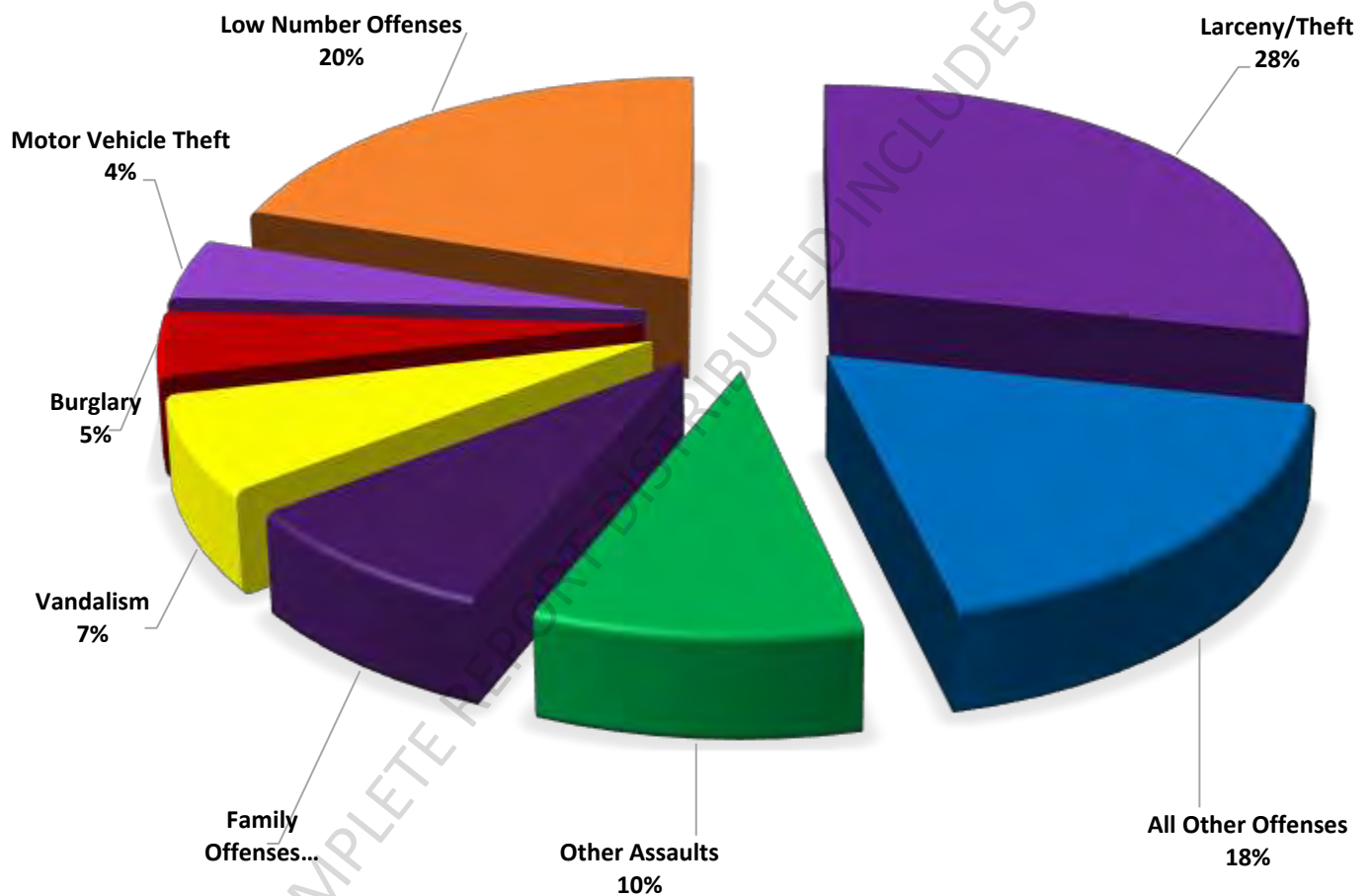
PART I OFFENSES:	Chosen by the FBI as Part I Offenses because they are serious crimes that occur with regularity in all areas of the country and are likely to be reported to Police.
PART II OFFENSES:	All other crimes other than the eight Part I Offenses. The Uniform Crime Reporting Program gathers only arrest data for Part II Offenses, however, SLCPD results displayed in this document display all Part II Offenses, regardless of the presence of arrest data.
ALL OTHER OFFENSES:	Under the Part II Offense section, 'All Other Offenses' include Peeping Tom, Trespass, Kidnap/Abduction, Pornography, Extortion/Blackmail, Bribery, Warrants, Sexual Offenses, Obstruction, Public Peace, and Hit & Run.
NON-UCR OFFENSES:	Non-UCR Offenses include reports for all other offenses not classified as a Part I or Part II Offense. Results displayed separate some of these offenses such as Ambulance Calls, Deaths, Missing Persons, Suicides, Suspicious Activity, and Traffic Accidents.
ALL OTHER NON-UCR:	Under the Non-UCR category, 'All Other' include the remainder of offenses not classified as Part I or Part II and not separated from the Non-UCR Offenses. These include things such as Loud Parties, Barking Dogs, Mentally Ill Subjects, Citizen Assistance, etc.
LOW NUMBER OFFENSES:	On page two, in the interest of space and allowing for easier viewing, the category titled 'Low Number Offenses' include Part I and Part II Offenses from page one that have totals under the amount of 13.

Offenses

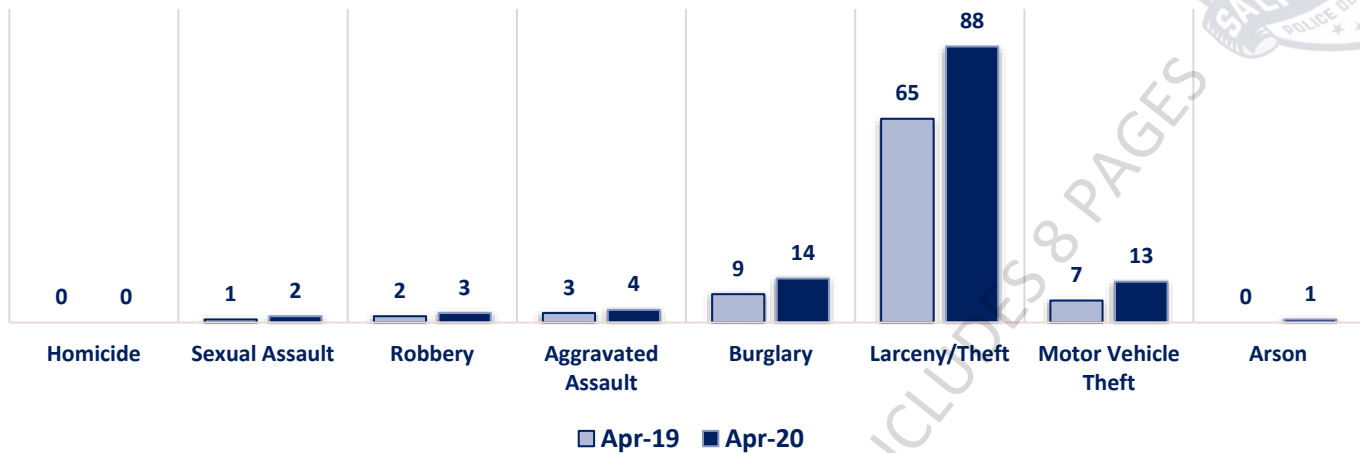
	OFFENSE	APR 19	APR 20	OFFENSE	APR 19	APR 20
PART I OFFENSES	Homicide	0	0	Other Assaults	22	31
	Sexual Assault	1	2	Forgery/Counterfeit	5	1
	Robbery	2	3	Fraud	14	13
	Aggravated Assault	3	4	Embezzlement	0	0
	Burglary	9	14	Stolen Property	1	3
	Larceny/Theft	65	88	Vandalism	25	21
	Motor Vehicle Theft	7	13	Weapons	0	3
	Arson	0	1	Prostitution	1	0
	PART I TOTALS	87	125	Sex Offenses	4	2
NON-UCR OFFENSES	Ambulance Calls	11	9	Drug Abuse	21	5
	Deaths	1	4	Gambling	0	0
	Missing Persons	5	5	Family Offenses	27	26
	Suicides	0	1	DUI	2	7
	Suspicious Activity	9	15	Liquor Laws	1	0
	Traffic Accidents	44	8	Drunkenness	6	6
	All Other	85	88	Disorderly Conduct	5	12
	NON-UCR TOTALS	155	130	All Other Offenses	69	56
	PART I OFFENSES	87	125	Curfew/Loitering	0	0
TOTALS	PART II OFFENSES	205	186	Runaway	2	0
	NON-UCR OFFENSES	155	130	PART II TOTALS	205	186
	TOTAL	447	441			

April 2020

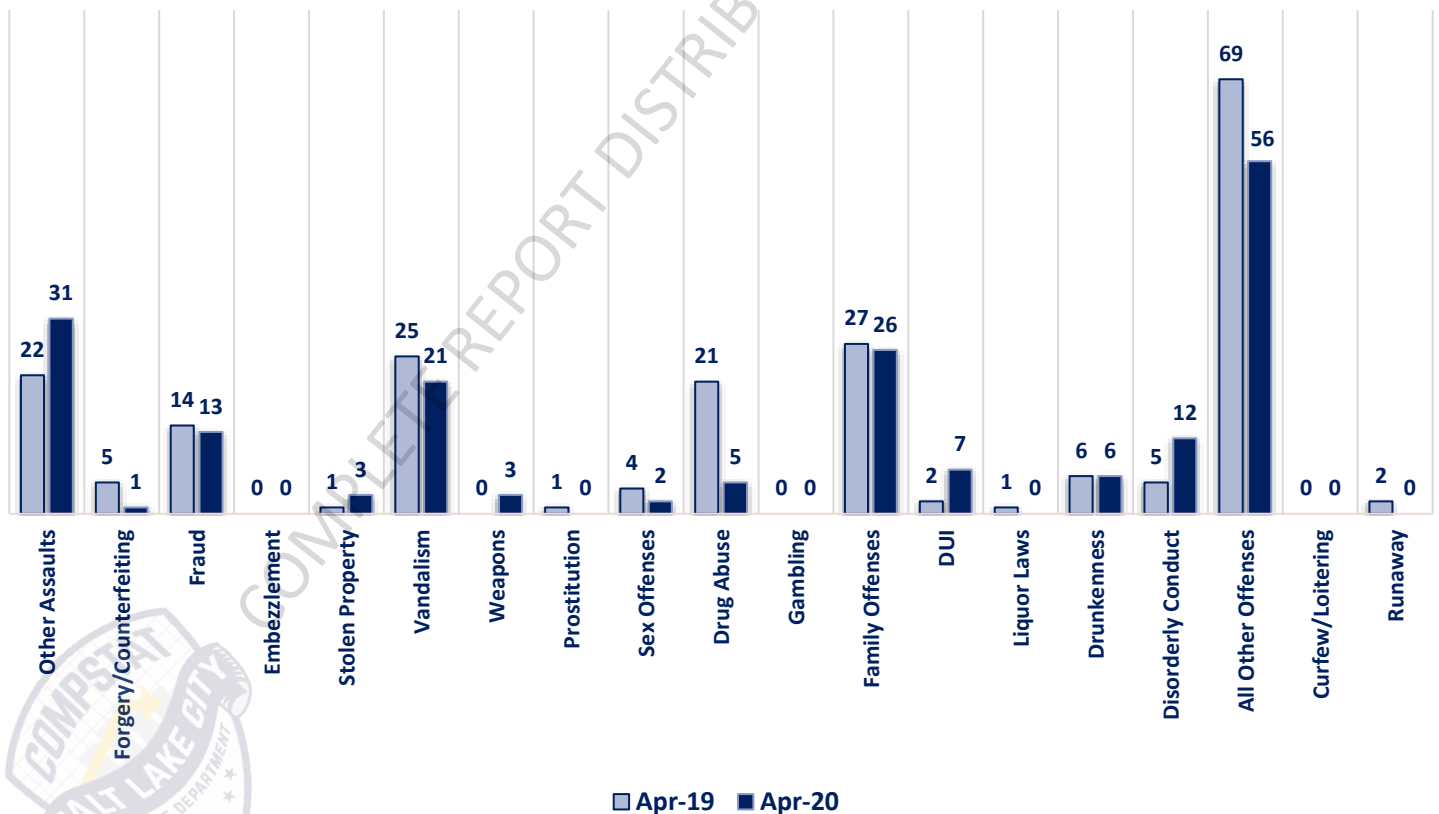
APRIL 2020- PART I & II OFFENSE PERCENTAGES



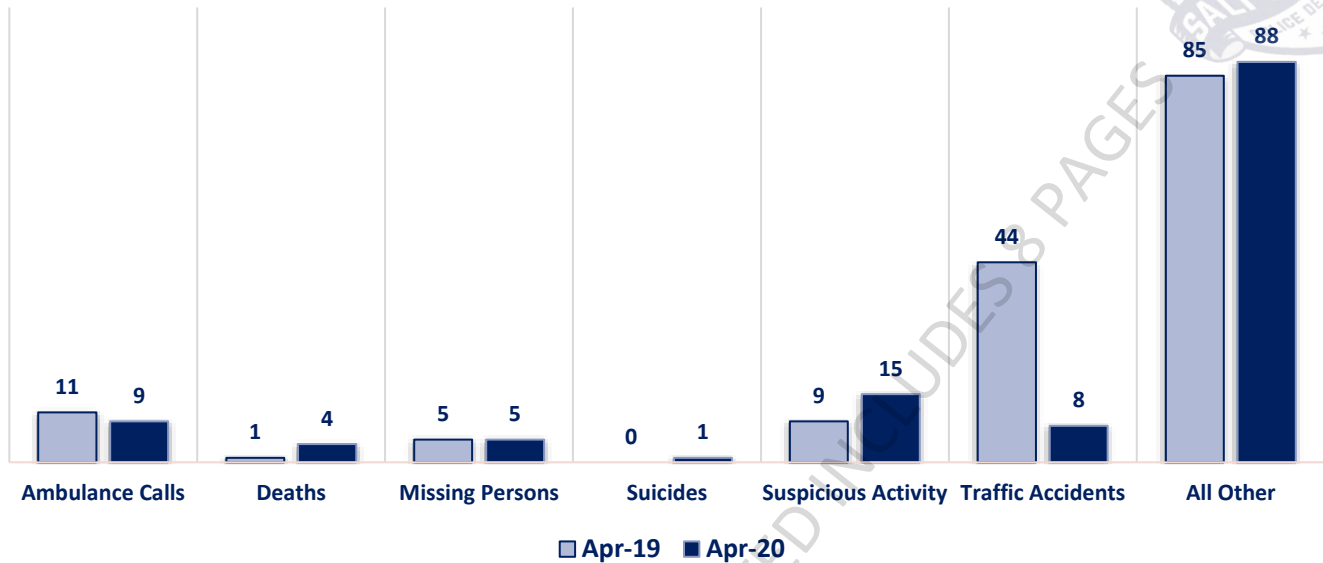
Part I Offenses



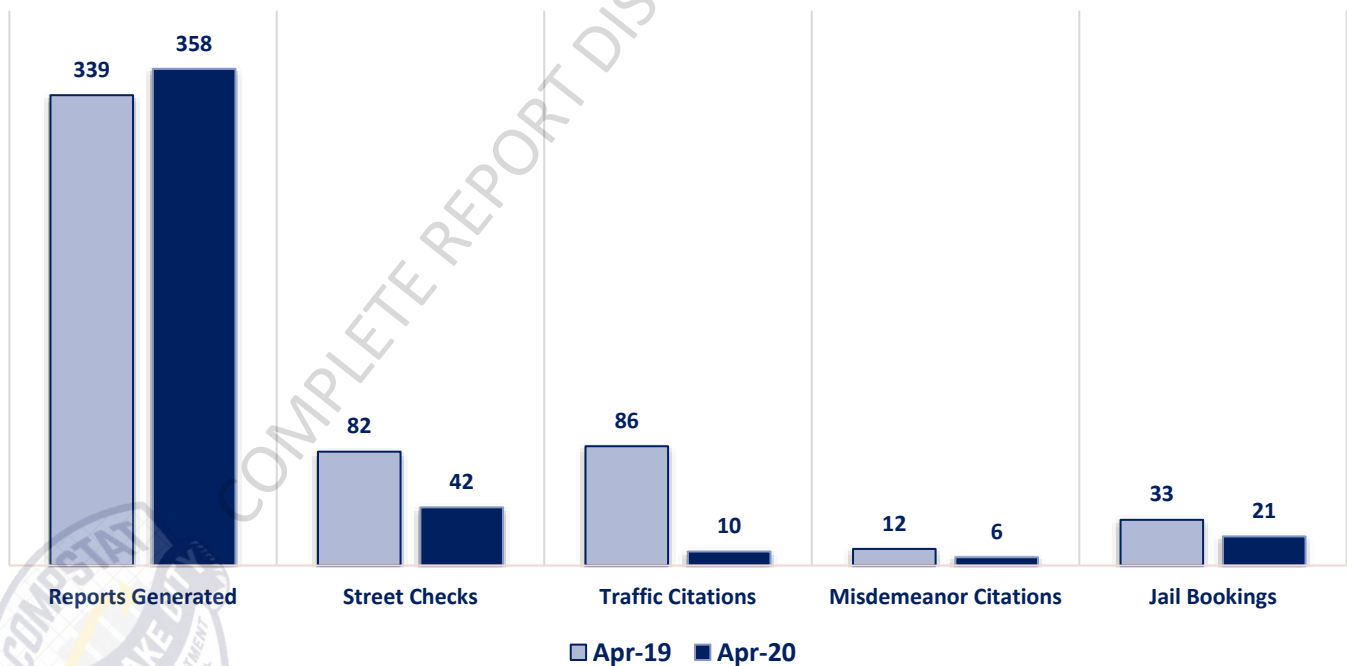
Part II Offenses



Non-UCR Offenses

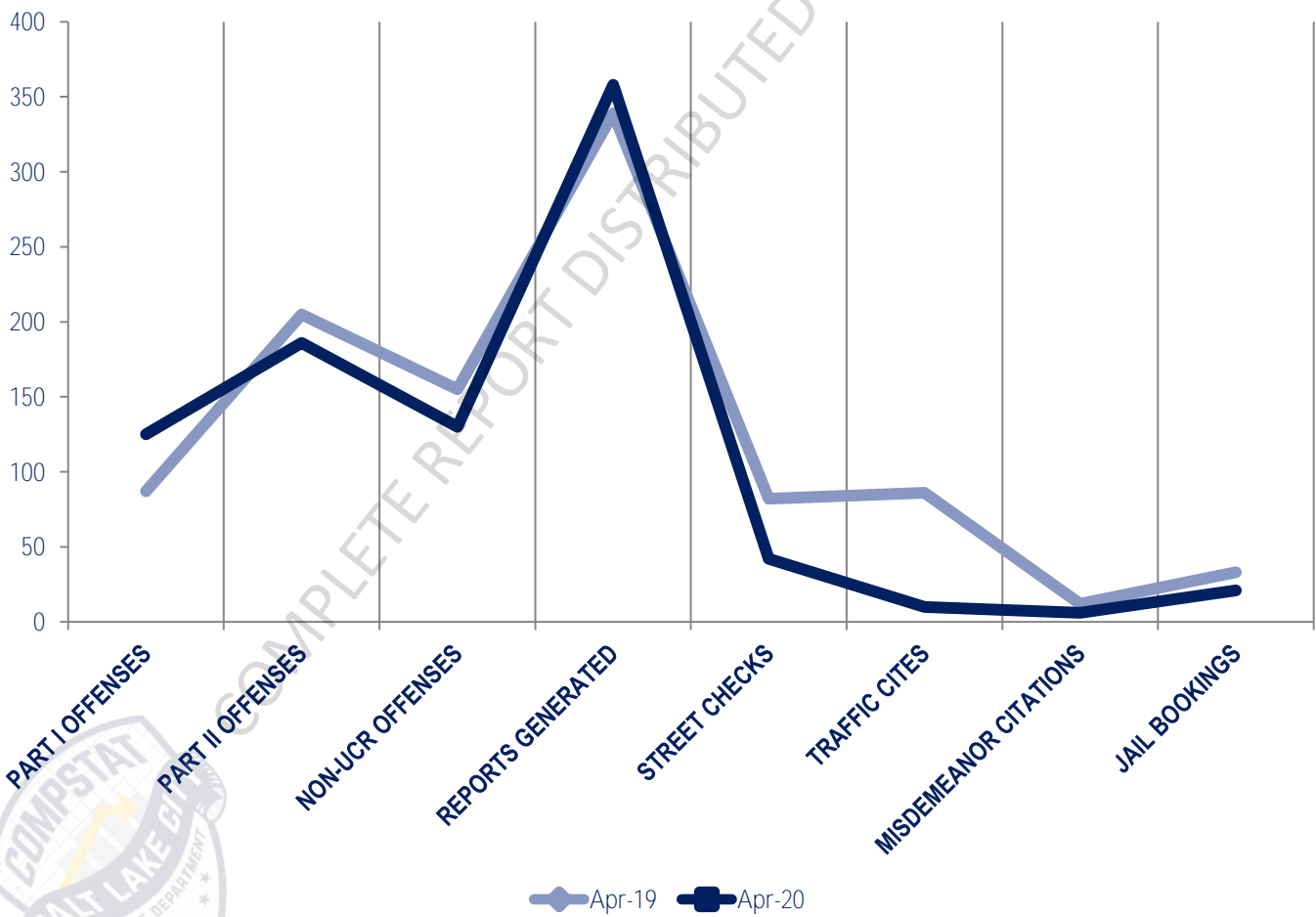


Other Event Totals



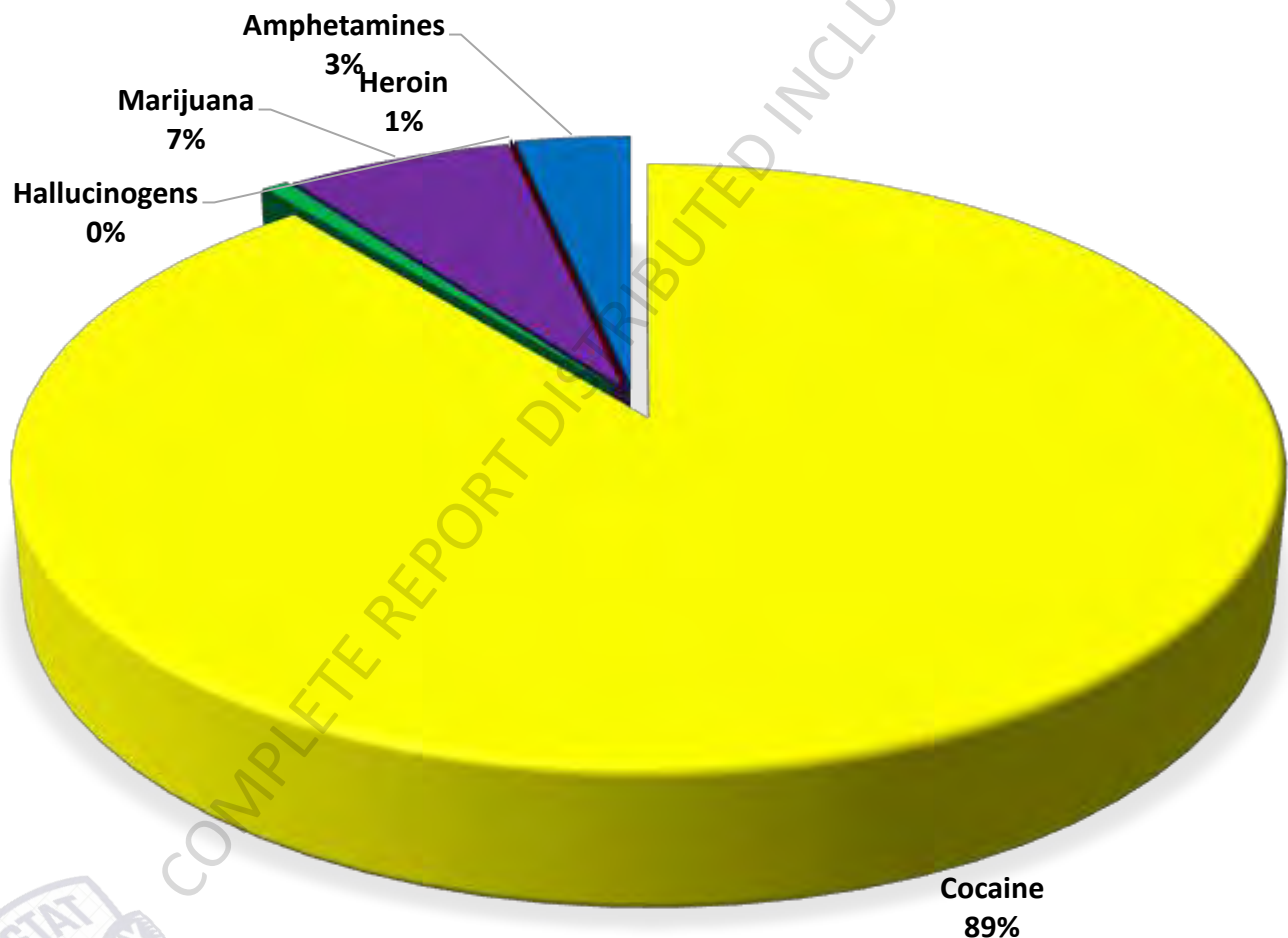
Combined Offense/Event Trends

	APR 2019	APR 2020
Part I Offenses	87	125
Part II Offenses	205	186
NonUCR Offenses	155	130
Reports Generated	339	358
Street Checks	82	42
Traffic Citations	86	10
Misdemeanor Citations	12	6
Jail Bookings	33	21

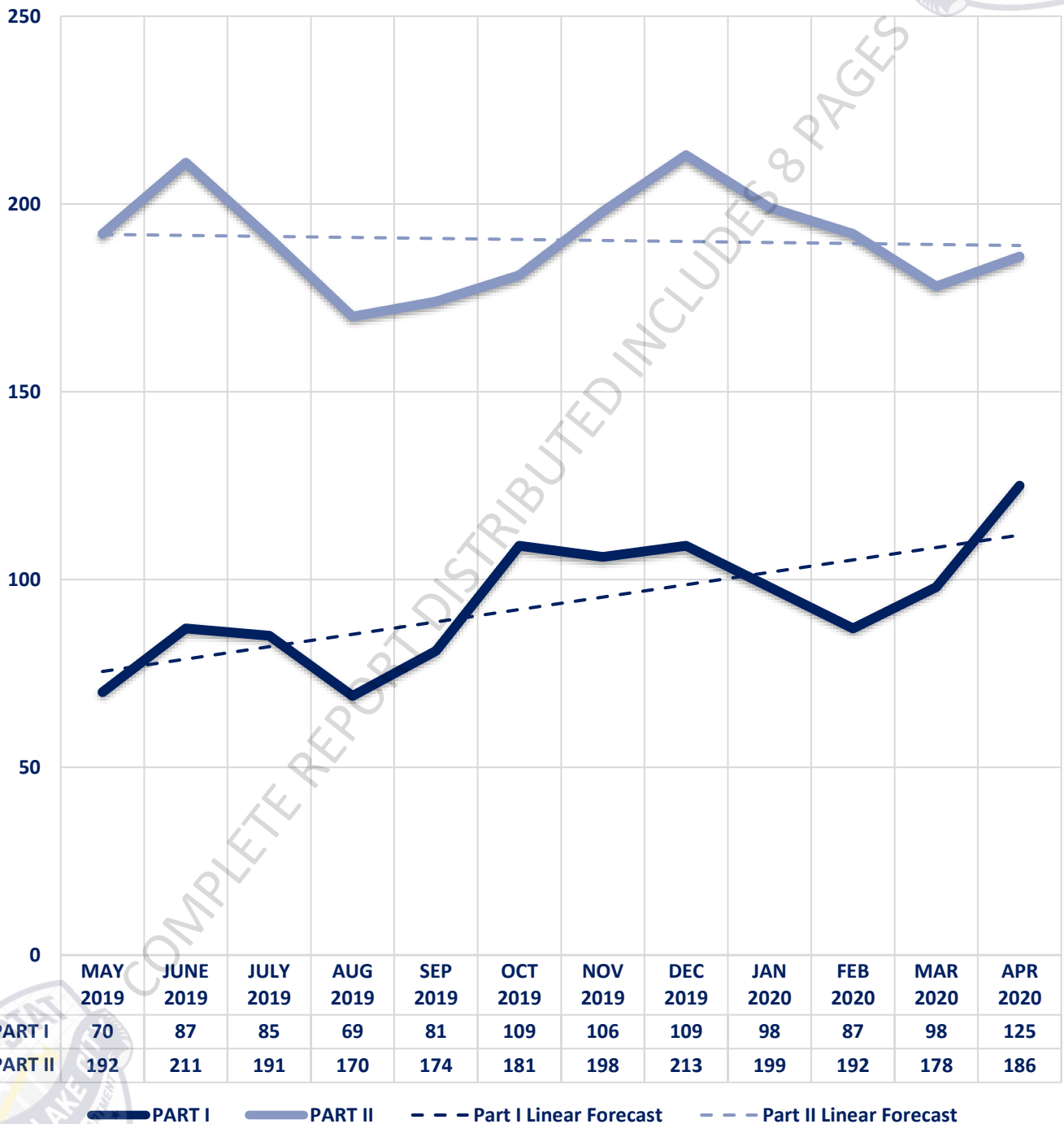


Seized Drugs

TYPE	DOSES	STREET VALUE
Cocaine	750.0	\$ 7,500.00
Heroin	6.0	\$ 60.00
Marijuana	56.6	\$ 339.69
Hallucinogens	0.0	\$ -
Amphetamines	29.0	\$ 290.00
TOTAL	841.6	\$ 8,189.69



Part I & II Offenses - One Year





CITY COUNCIL DISTRICT #3 MONTHLY OFFENSE SUMMARY

May 2020

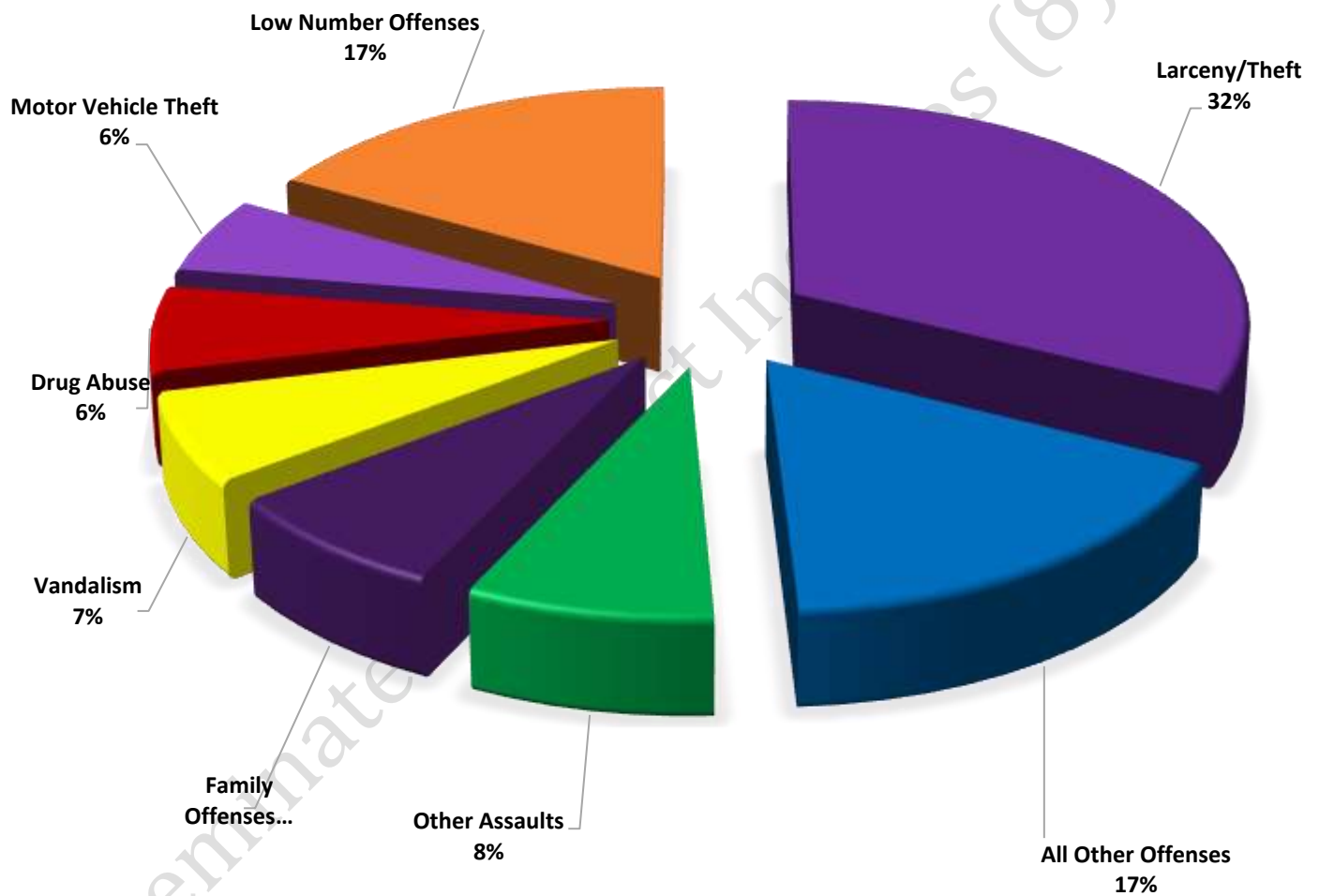
These figures represent preliminary counts of original Police Incident Reports and include all offenses within the above listed City Council District only. Full statistical analysis to determine the confidence level of this data has not been performed. The results contained herein are **approximate in relation to the listed area and may not fully coincide with data shown in other areas of SLCPD's Crime Statistics** page such as Calls for Service, Crimes Trending, and Crime Reports due to and reflective of departmental procedures that were in place at the time the event occurred and the date this data was compiled. Results displayed are not distinguished as attempted or completed crimes, do not include other calls for police service, and only represent police service where a report was made. Police Incident Reports are classified by primary offense categories as defined by the Uniform Crime Reporting (UCR) system, however for this report all offenses are included, and each incident may have more than one offense listed on it. In cases where there is more than one offense listed, all offenses are counted individually. Although every reasonable verification effort is made, the accuracy of any data is subject to the constraints of the report generation process as well as the manner, format, and point in time of any query.

PART I OFFENSES:	Chosen by the FBI as Part I Offenses because they are serious crimes that occur with regularity in all areas of the country and are likely to be reported to Police.
PART II OFFENSES:	All other crimes other than the eight Part I Offenses. The Uniform Crime Reporting Program gathers only arrest data for Part II Offenses, however, SLCPD results displayed in this document display all Part II Offenses, regardless of the presence of arrest data.
ALL OTHER OFFENSES:	Under the Part II Offense section, 'All Other Offenses' include Peeping Tom, Trespass, Kidnap/Abduction, Pornography, Extortion/Blackmail, Bribery, Warrants, Sexual Offenses, Obstruction, Public Peace, and Hit & Run.
NON-UCR OFFENSES:	Non-UCR Offenses include reports for all other offenses not classified as a Part I or Part II Offense. Results displayed separate some of these offenses such as Ambulance Calls, Deaths, Missing Persons, Suicides, Suspicious Activity, and Traffic Accidents.
ALL OTHER NON-UCR:	Under the Non-UCR category, 'All Other' include the remainder of offenses not classified as Part I or Part II and not separated from the Non-UCR Offenses. These include things such as Loud Parties, Barking Dogs, Mentally Ill Subjects, Citizen Assistance, etc.
LOW NUMBER OFFENSES:	On page two, in the interest of space and allowing for easier viewing, the category titled 'Low Number Offenses' include Part I and Part II Offenses from page one that have totals under the amount of 17.

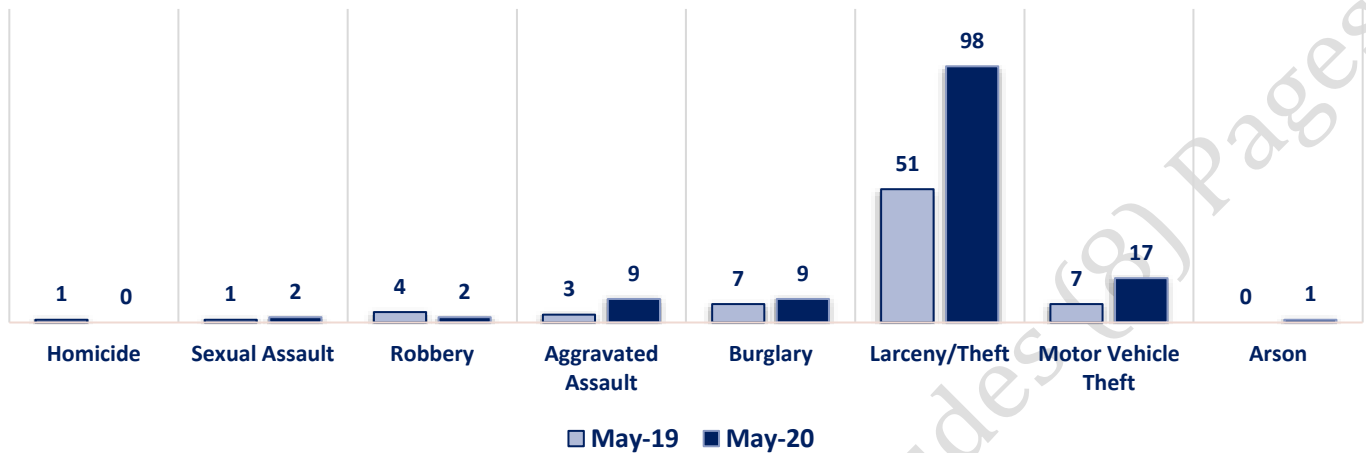
Offenses

PART I OFFENSES VIOLENT PROPERTY		OFFENSE		MAY 19	MAY 20	PART II OFFENSES	
		Homicide		1	0		
		Sexual Assault		1	2		
		Robbery		4	2		
		Aggravated Assault		3	9		
		Burglary		7	9		
		Larceny/Theft		51	98		
		Motor Vehicle Theft		7	17		
		Arson		0	1		
		PART I TOTALS		74	138		
NON-UCR OFFENSES		Ambulance Calls		22	13	PART II OFFENSES	
		Deaths		4	3		
		Missing Persons		3	3		
		Suicides		2	1		
		Suspicious Activity		12	11		
		Traffic Accidents		42	14		
		All Other		108	92		
		NON-UCR TOTALS		193	137		
TOTALS		PART I OFFENSES		74	138	PART II OFFENSES	
		PART II OFFENSES		193	165		
		NON-UCR OFFENSES		193	137		
TOTAL		460	440	TOTAL		460	440

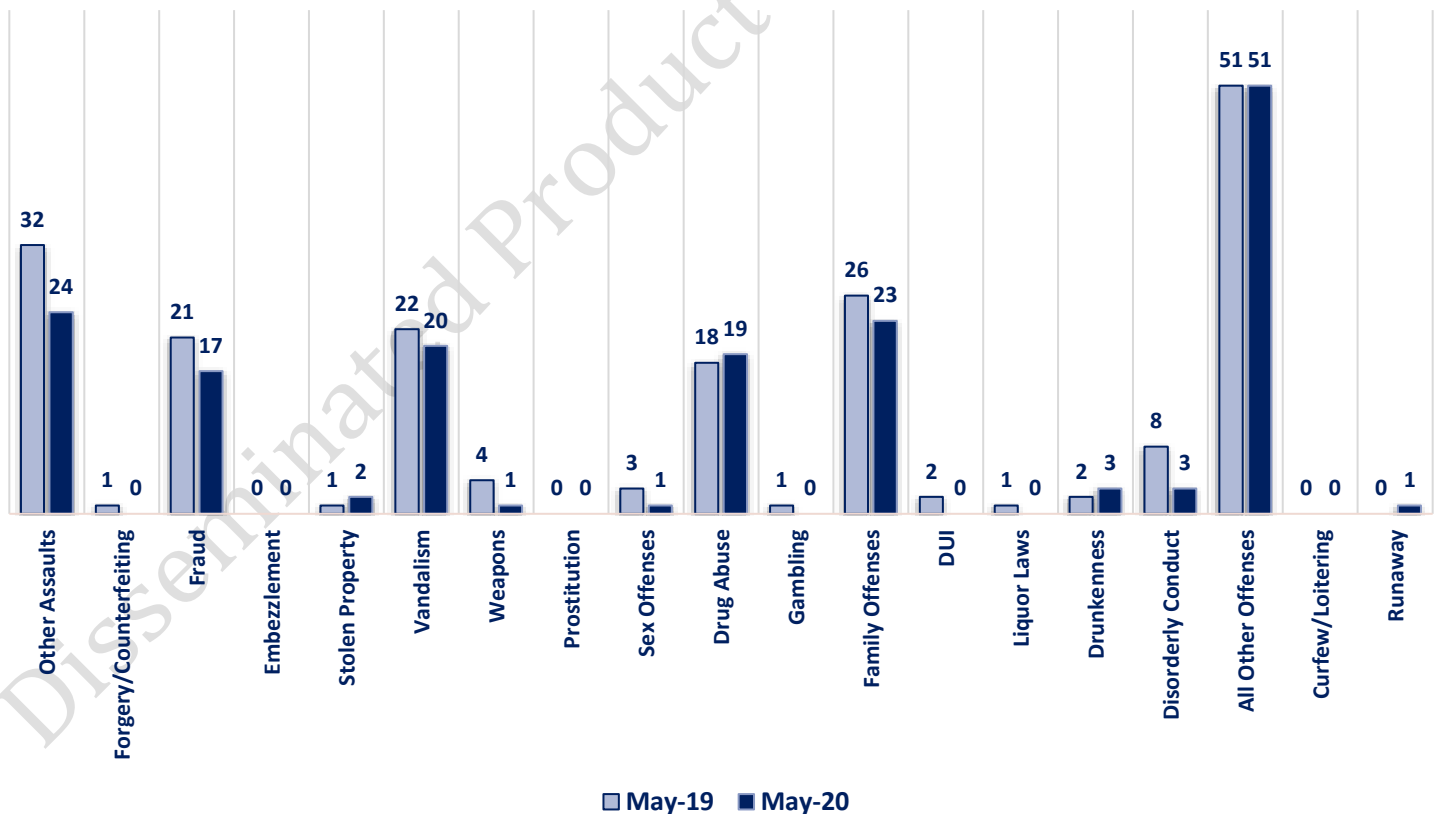
MAY 2020- PART I & II OFFENSE PERCENTAGES



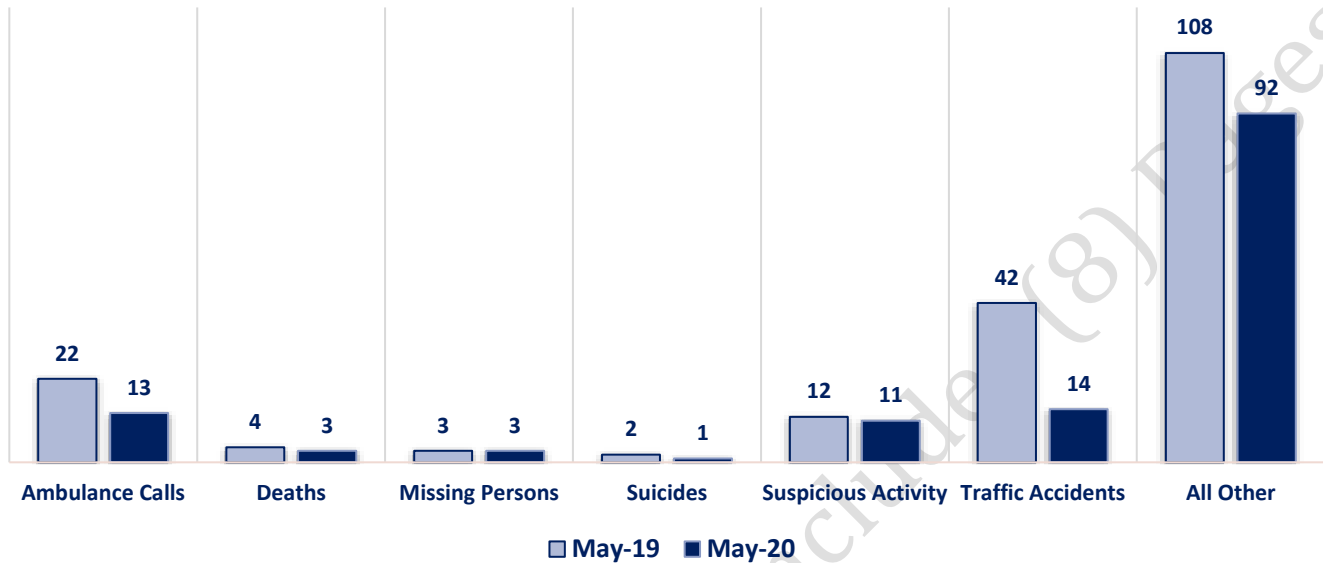
Part I Offenses



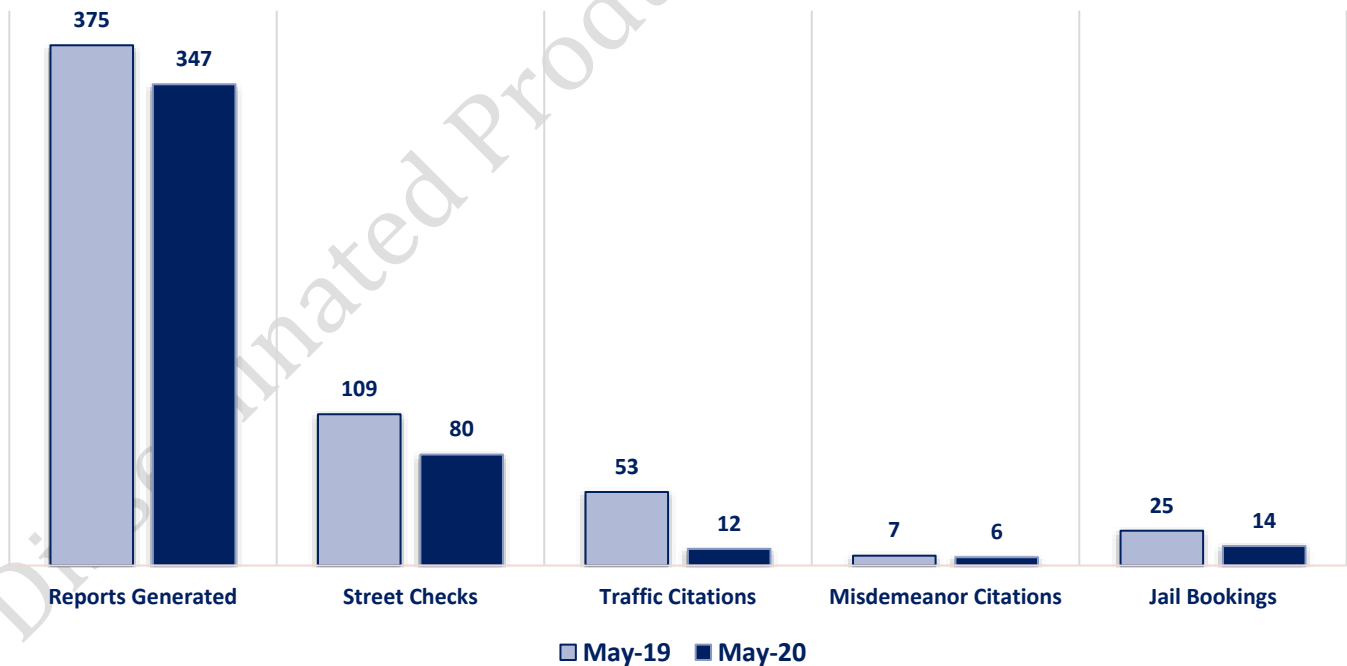
Part II Offenses



Non-UCR Offenses

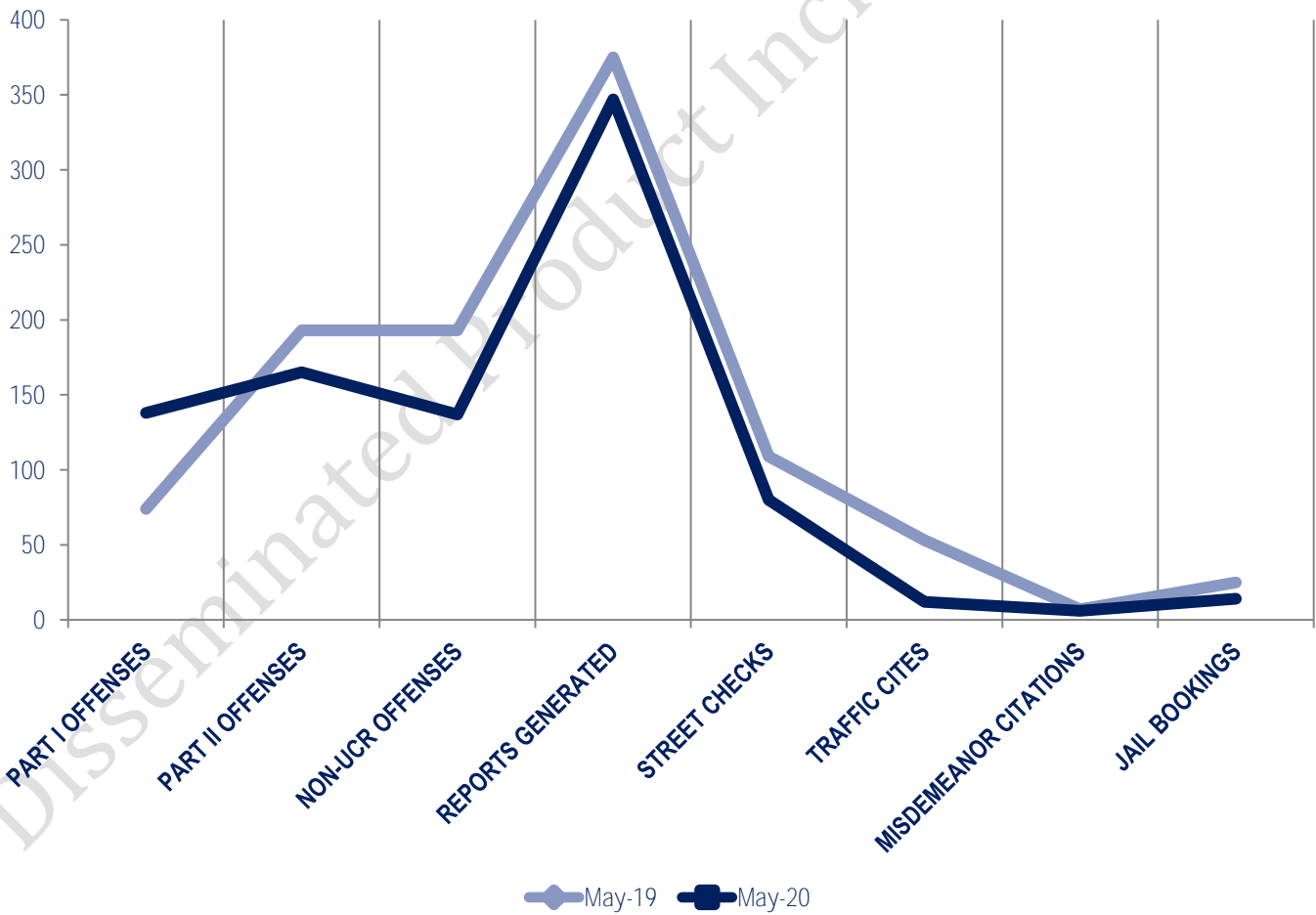


Other Event Totals



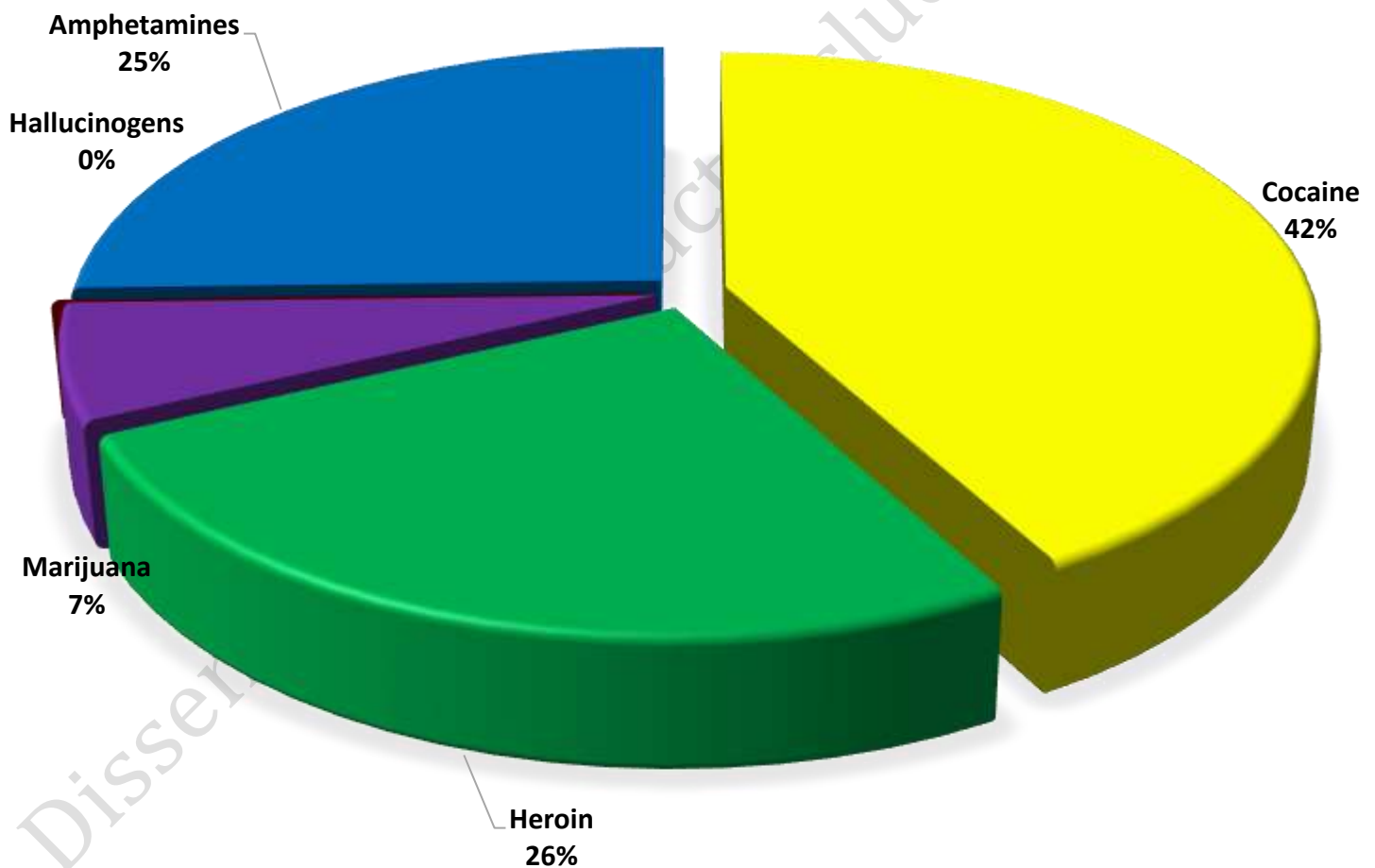
Combined Offense/Event Trends

	MAY 2019	MAY 2020
Part I Offenses	74	138
Part II Offenses	193	165
NonUCR Offenses	193	137
Reports Generated	375	347
Street Checks	109	80
Traffic Citations	53	12
Misdemeanor Citations	7	6
Jail Bookings	25	14

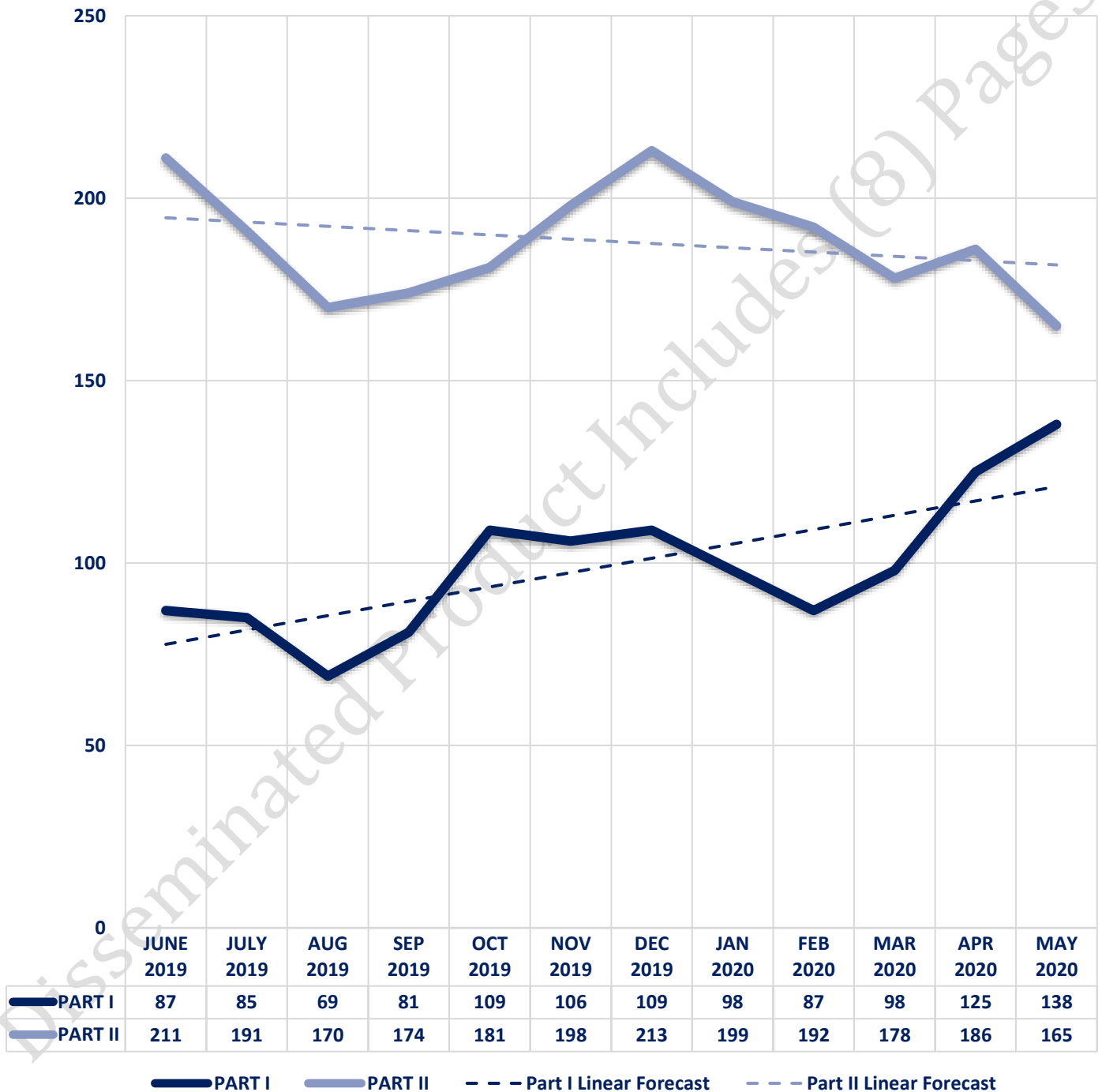


Seized Drugs

TYPE	DOSES	STREET VALUE
Cocaine	162.0	\$ 1,620.00
Heroin	99.8	\$ 998.00
Marijuana	25.6	\$ 153.82
Hallucinogens	0.0	\$ -
Amphetamines	98.0	\$ 980.00
TOTAL	385.4	\$ 3,751.82



Part I & II Offenses - One Year





CITY COUNCIL DISTRICT #3

MONTHLY OFFENSE SUMMARY

JUNE 2020

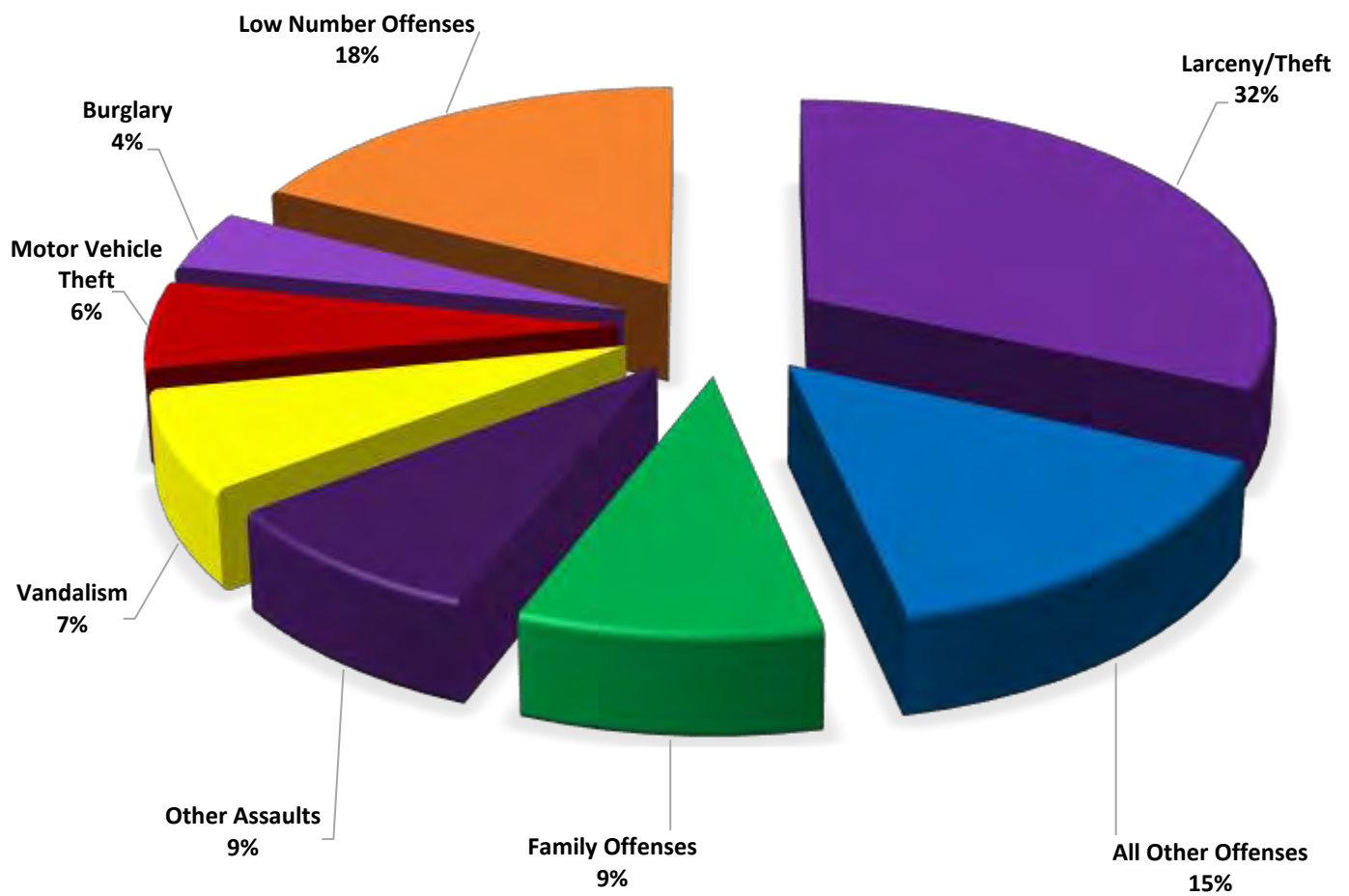
These figures represent preliminary counts of original Police Incident Reports and include all offenses within the above listed City Council District only. Full statistical analysis to determine the confidence level of this data has not been performed. The results contained herein are **approximate in relation to the listed area and may not fully coincide with data shown in other areas of SLCPD's Crime Statistics** page such as Calls for Service, Crimes Trending, and Crime Reports due to and reflective of departmental procedures that were in place at the time the event occurred and the date this data was compiled. Results displayed are not distinguished as attempted or completed crimes, do not include other calls for police service, and only represent police service where a report was made. Police Incident Reports are classified by primary offense categories as defined by the Uniform Crime Reporting (UCR) system, however for this report all offenses are included, and each incident may have more than one offense listed on it. In cases where there is more than one offense listed, all offenses are counted individually. Although every reasonable verification effort is made, the accuracy of any data is subject to the constraints of the report generation process as well as the manner, format, and point in time of any query.

PART I OFFENSES:	Chosen by the FBI as Part I Offenses because they are serious crimes that occur with regularity in all areas of the country and are likely to be reported to Police.
PART II OFFENSES:	All other crimes other than the eight Part I Offenses. The Uniform Crime Reporting Program gathers only arrest data for Part II Offenses, however, SLCPD results displayed in this document display all Part II Offenses, regardless of the presence of arrest data.
ALL OTHER OFFENSES:	Under the Part II Offense section, 'All Other Offenses' include Peeping Tom, Trespass, Kidnap/Abduction, Pornography, Extortion/Blackmail, Bribery, Warrants, Sexual Offenses, Obstruction, Public Peace, and Hit & Run.
NON-UCR OFFENSES:	Non-UCR Offenses include reports for all other offenses not classified as a Part I or Part II Offense. Results displayed separate some of these offenses such as Ambulance Calls, Deaths, Missing Persons, Suicides, Suspicious Activity, and Traffic Accidents.
ALL OTHER NON-UCR:	Under the Non-UCR category, 'All Other' include the remainder of offenses not classified as Part I or Part II and not separated from the Non-UCR Offenses. These include things such as Loud Parties, Barking Dogs, Mentally Ill Subjects, Citizen Assistance, etc.
LOW NUMBER OFFENSES:	On page two, in the interest of space and allowing for easier viewing, the category titled 'Low Number Offenses' include Part I and Part II Offenses from page one that have totals under the amount of 11.

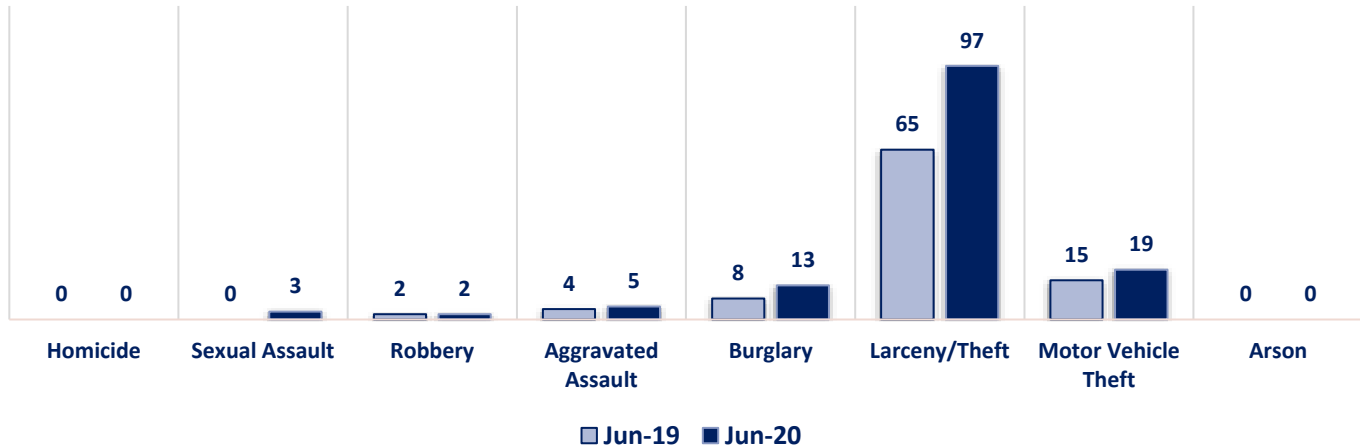
Offenses

PART I OFFENSES	OFFENSE	JUN 19	JUN 20	OFFENSE	JUN 19	JUN 20	PART II OFFENSES
	Homicide	0	0	Other Assaults	37	27	
	Sexual Assault	0	3	Forgery/Counterfeit	2	1	
	Robbery	2	2	Fraud	20	11	
	Aggravated Assault	4	5	Embezzlement	1	0	
	Burglary	8	13	Stolen Property	1	0	
	Larceny/Theft	65	97	Vandalism	27	22	
	Motor Vehicle Theft	15	19	Weapons	0	3	
	Arson	0	0	Prostitution	1	0	
	PART I TOTALS	94	139	Sex Offenses	3	3	
NON-UCR OFFENSES	Ambulance Calls	18	16	Drug Abuse	19	8	
	Deaths	0	3	Gambling	0	0	
	Missing Persons	4	2	Family Offenses	29	29	
	Suicides	0	1	DUI	5	0	
	Suspicious Activity	9	15	Liquor Laws	1	1	
	Traffic Accidents	27	17	Drunkenness	7	9	
	All Other	99	84	Disorderly Conduct	5	7	
	NON-UCR TOTALS	157	138	All Other Offenses	62	46	
TOTALS	PART I OFFENSES	94	139	Curfew/Loitering	0	0	
	PART II OFFENSES	220	168	Runaway	0	1	
	NON-UCR OFFENSES	157	138	PART II TOTALS	220	168	
	TOTAL	471	445				

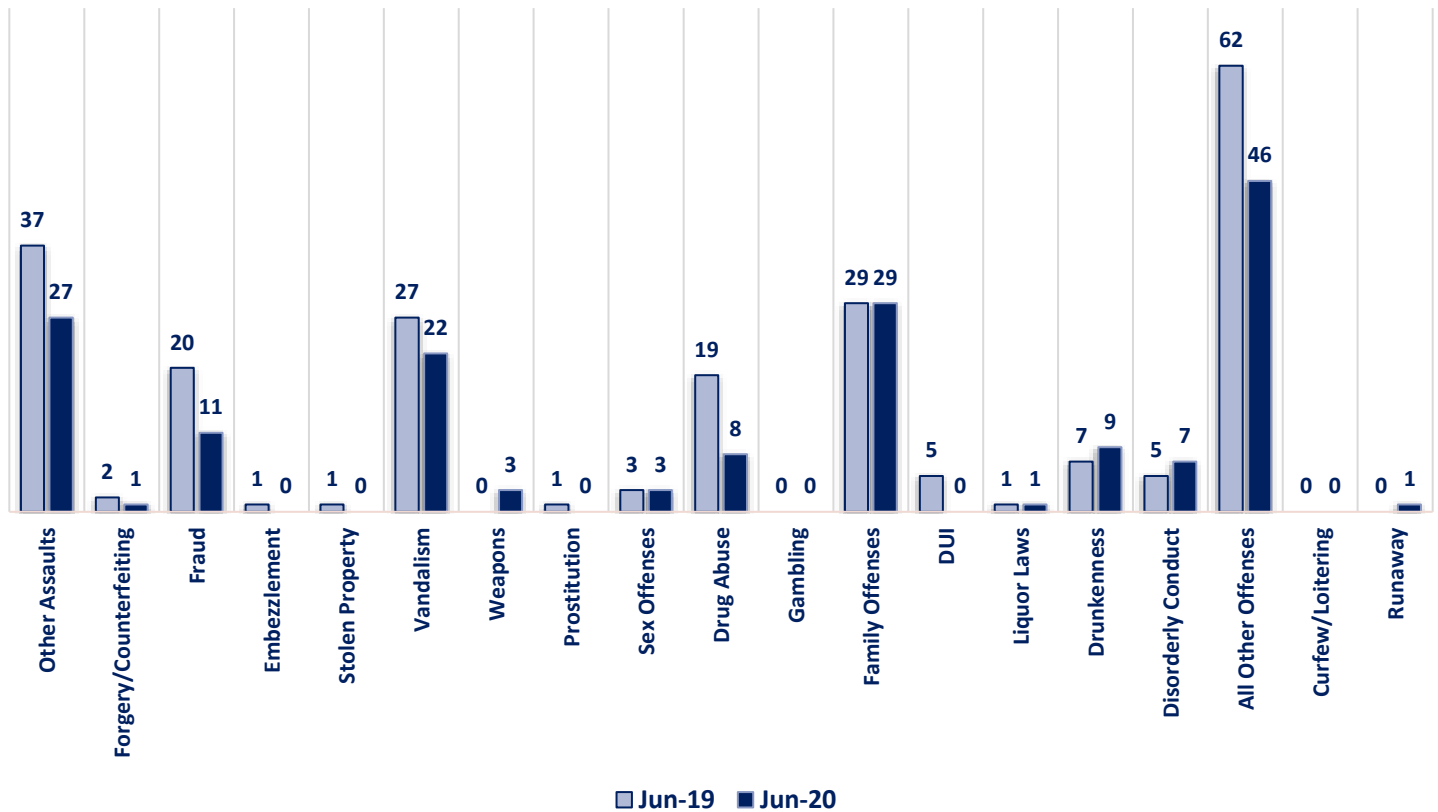
JUNE 2020 - PART I & II OFFENSE PERCENTAGES



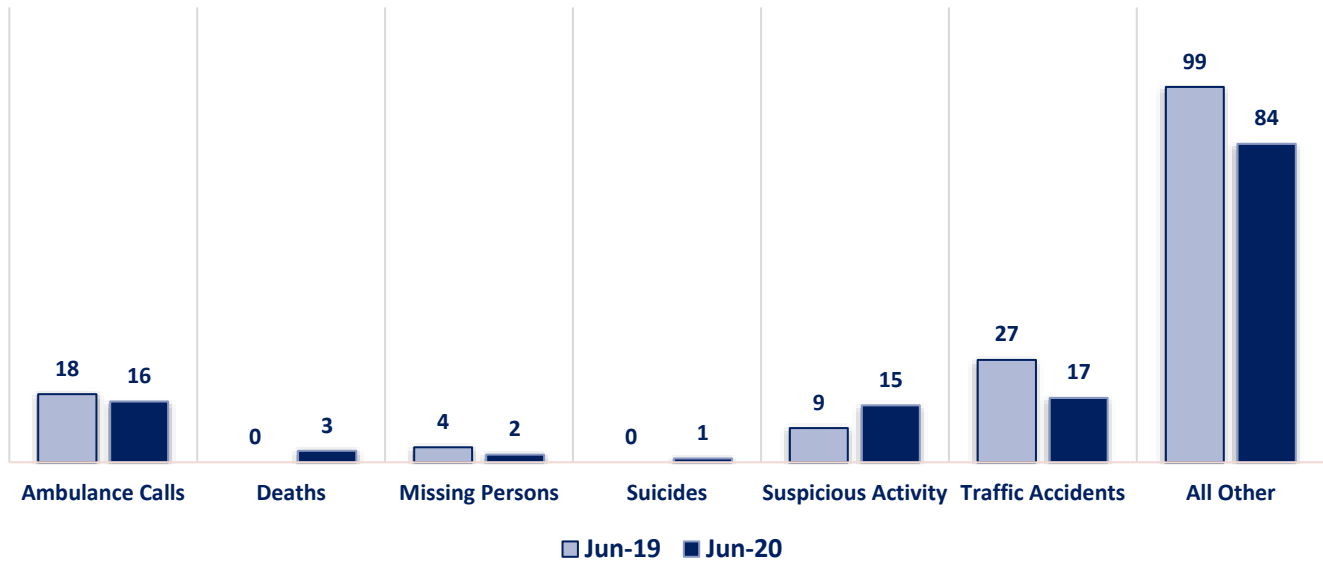
Part I Offenses



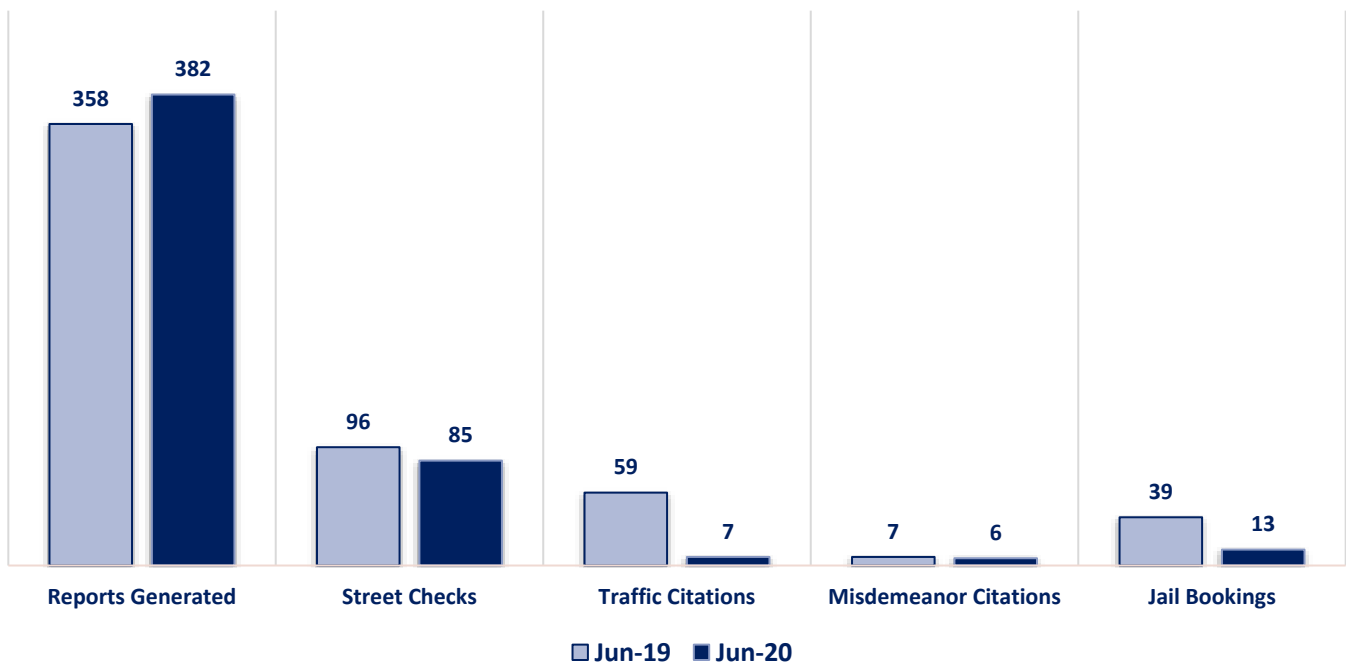
Part II Offenses



Non-UCR Offenses

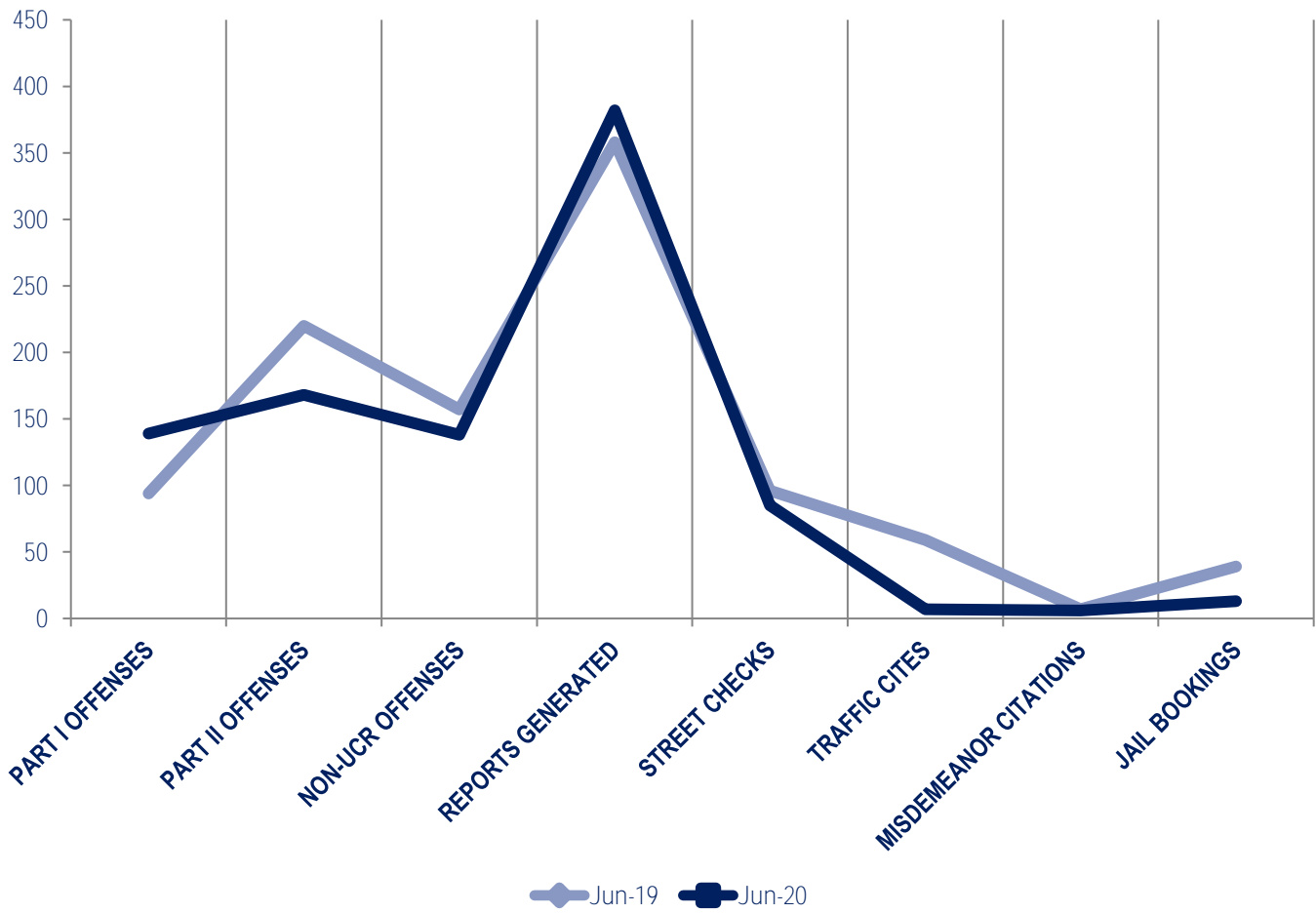


Other Event Totals



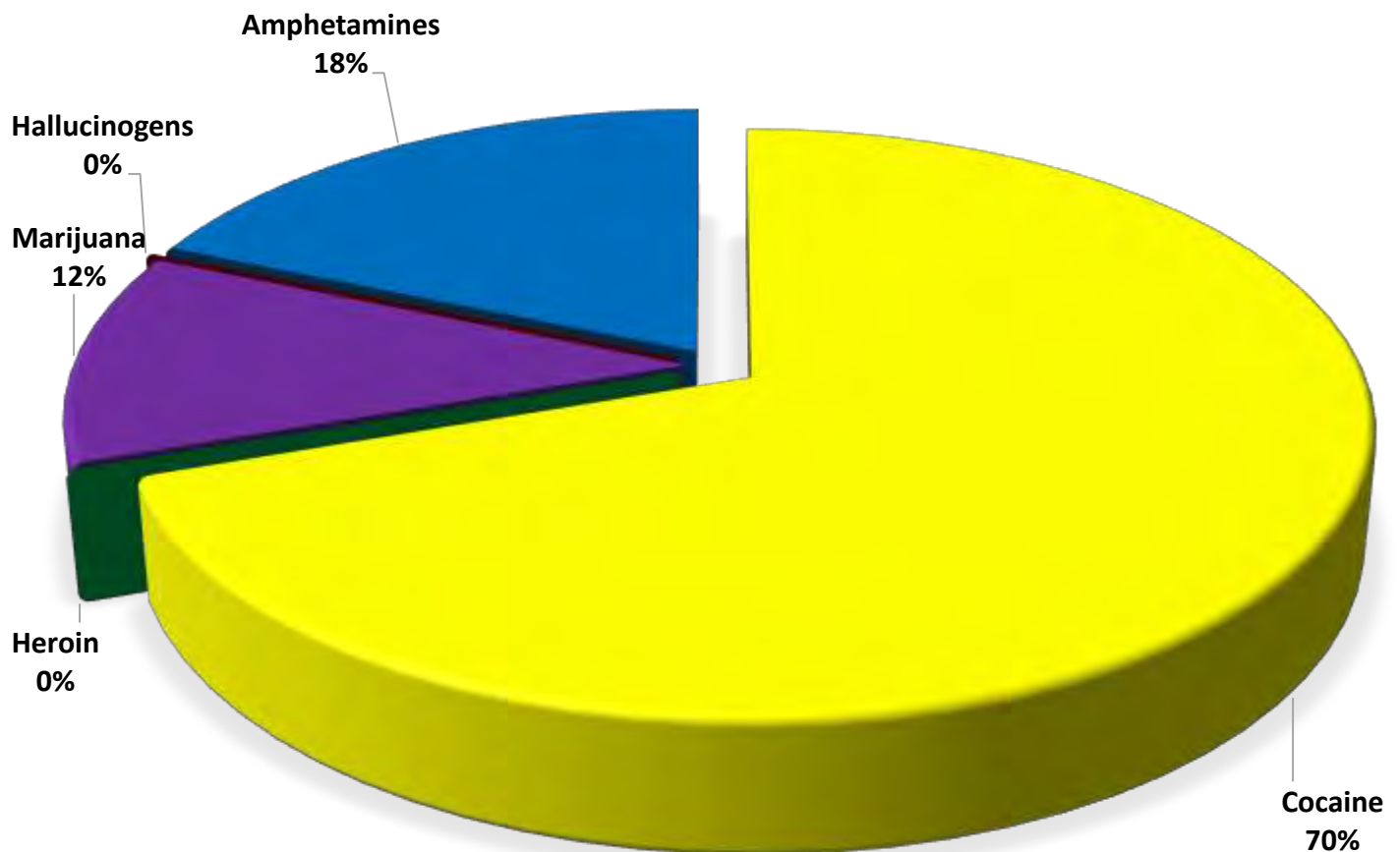
Combined Offense/Event Trends

	JUN 2019	JUN 2020
Part I Offenses	94	139
Part II Offenses	220	168
NonUCR Offenses	157	138
Reports Generated	358	382
Street Checks	96	85
Traffic Citations	59	7
Misdemeanor Citations	7	6
Jail Bookings	39	13

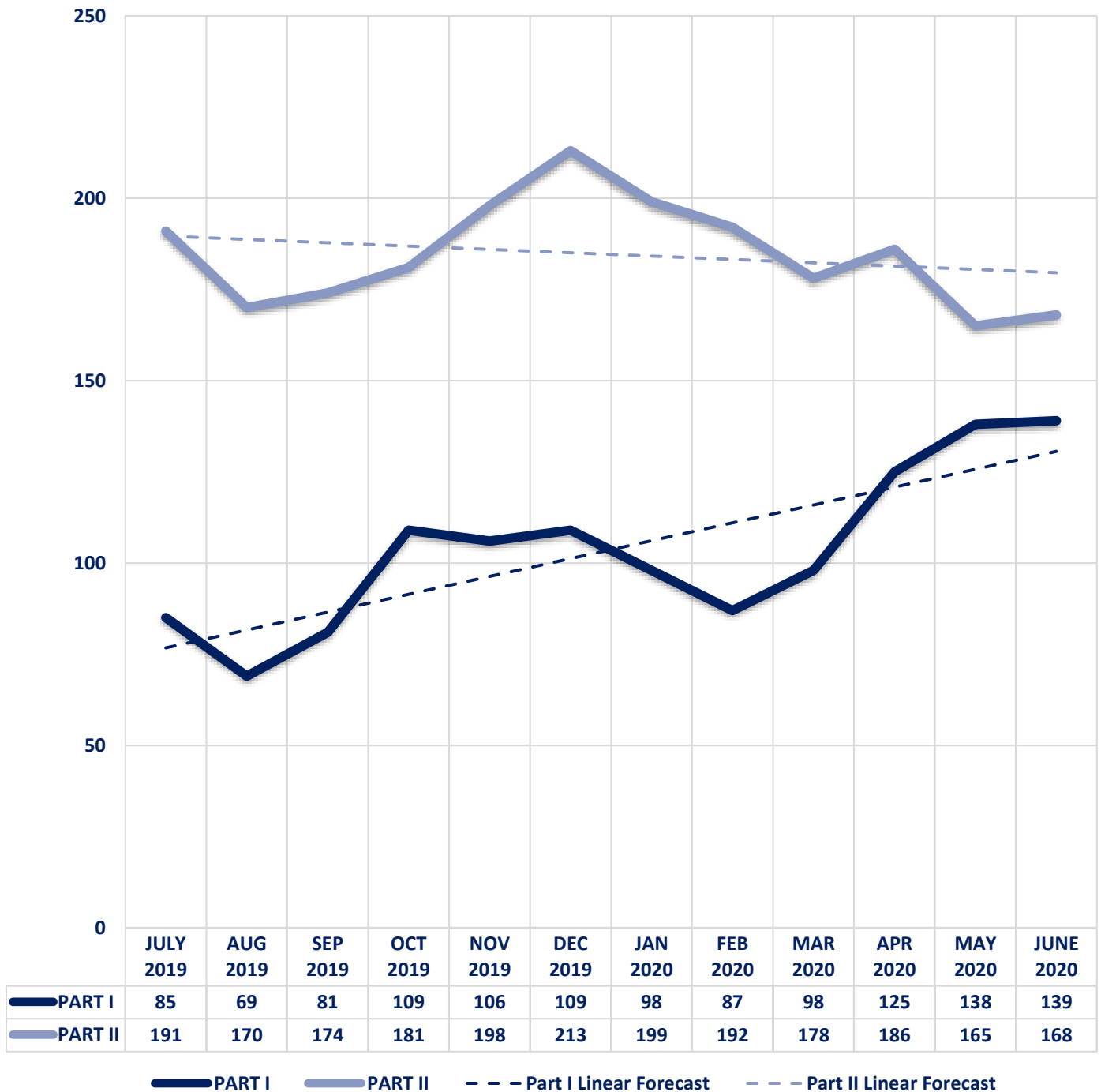


Seized Drugs

TYPE	DOSES	STREET VALUE	
Cocaine	45.0	\$	450.00
Heroin	0.0	\$	-
Marijuana	7.6	\$	45.50
Hallucinogens	0.0	\$	-
Amphetamines	12.0	\$	120.00
TOTAL	64.6	\$	615.50



Part I & II Offenses - One Year





CITY COUNCIL DISTRICT #3

MONTHLY OFFENSE SUMMARY

July 2020

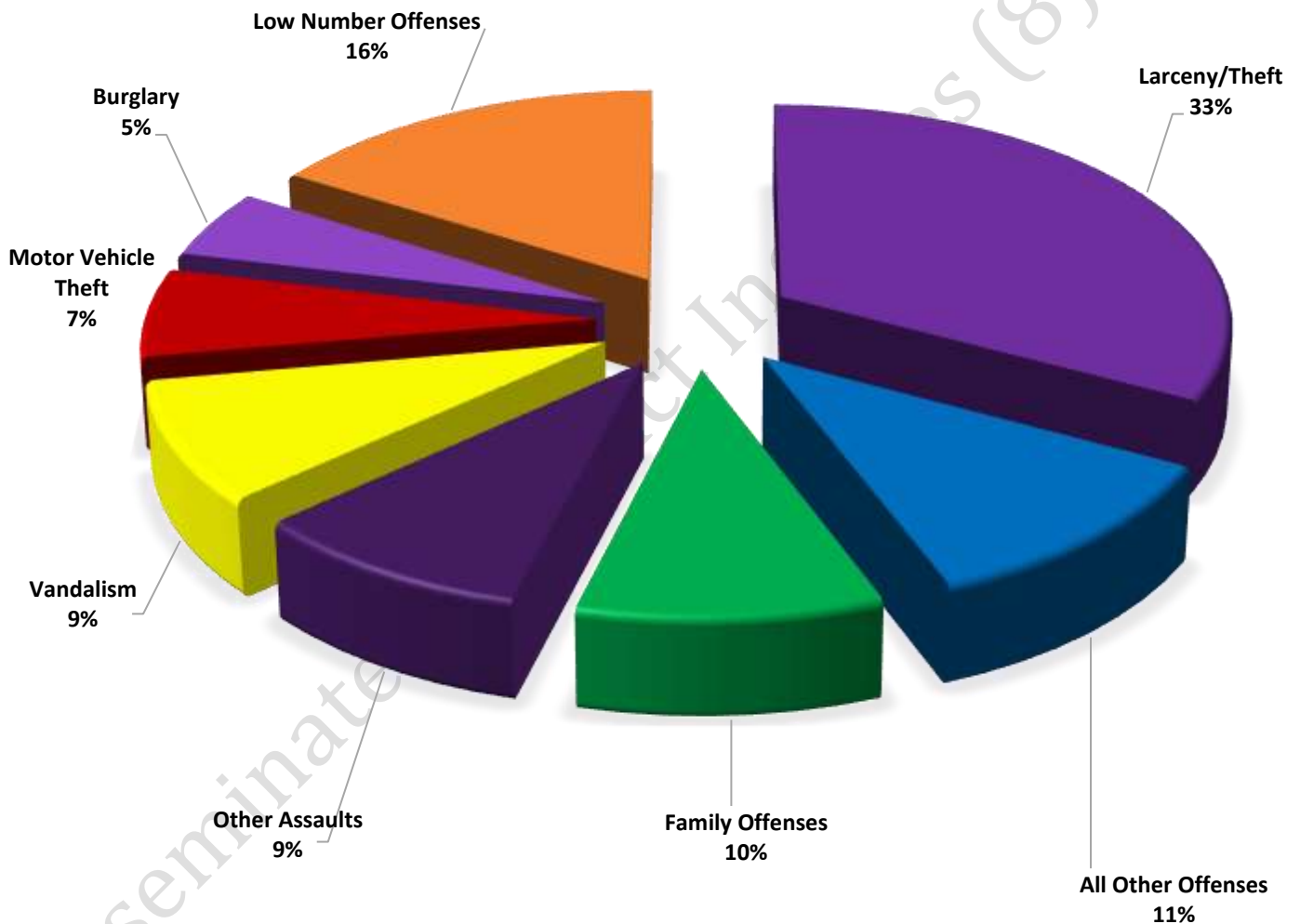
These figures represent preliminary counts of original Police Incident Reports and include all offenses within the above listed City Council District only. Full statistical analysis to determine the confidence level of this data has not been performed. The results contained herein are **approximate in relation to the listed area and may not fully coincide with data shown in other areas of SLCPD's Crime Statistics** page such as Calls for Service, Crimes Trending, and Crime Reports due to and reflective of departmental procedures that were in place at the time the event occurred and the date this data was compiled. Results displayed are not distinguished as attempted or completed crimes, do not include other calls for police service, and only represent police service where a report was made. Police Incident Reports are classified by primary offense categories as defined by the Uniform Crime Reporting (UCR) system, however for this report all offenses are included, and each incident may have more than one offense listed on it. In cases where there is more than one offense listed, all offenses are counted individually. Although every reasonable verification effort is made, the accuracy of any data is subject to the constraints of the report generation process as well as the manner, format, and point in time of any query.

PART I OFFENSES:	Chosen by the FBI as Part I Offenses because they are serious crimes that occur with regularity in all areas of the country and are likely to be reported to Police.
PART II OFFENSES:	All other crimes other than the eight Part I Offenses. The Uniform Crime Reporting Program gathers only arrest data for Part II Offenses, however, SLCPD results displayed in this document display all Part II Offenses, regardless of the presence of arrest data.
ALL OTHER OFFENSES:	Under the Part II Offense section, 'All Other Offenses' include Peeping Tom, Trespass, Kidnap/Abduction, Pornography, Extortion/Blackmail, Bribery, Warrants, Sexual Offenses, Obstruction, Public Peace, and Hit & Run.
NON-UCR OFFENSES:	Non-UCR Offenses include reports for all other offenses not classified as a Part I or Part II Offense. Results displayed separate some of these offenses such as Ambulance Calls, Deaths, Missing Persons, Suicides, Suspicious Activity, and Traffic Accidents.
ALL OTHER NON-UCR:	Under the Non-UCR category, 'All Other' include the remainder of offenses not classified as Part I or Part II and not separated from the Non-UCR Offenses. These include things such as Loud Parties, Barking Dogs, Mentally Ill Subjects, Citizen Assistance, etc.
LOW NUMBER OFFENSES:	On page two, in the interest of space and allowing for easier viewing, the category titled 'Low Number Offenses' include Part I and Part II Offenses from page one that have totals under the amount of 13.

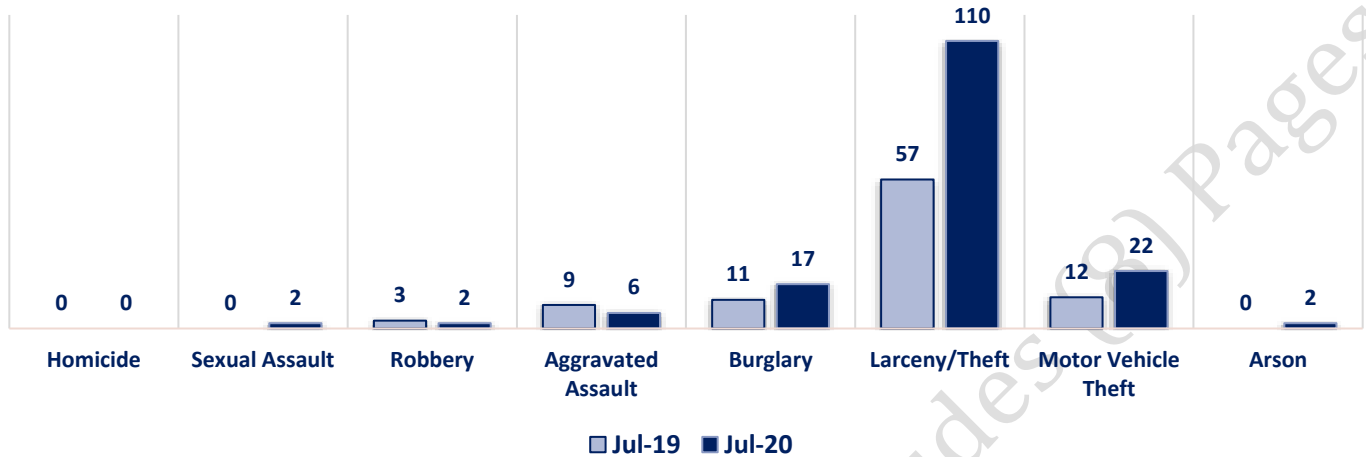
Offenses

PART I OFFENSES VIOLENT PROPERTY		OFFENSE	JUL 19	JUL 20	OFFENSE	JUL 19	JUL 20	PART II OFFENSES
		Homicide	0	0	Other Assaults	28	31	
		Sexual Assault	0	2	Forgery/Counterfeit	2	2	
		Robbery	3	2	Fraud	10	13	
		Aggravated Assault	9	6	Embezzlement	0	0	
		Burglary	11	17	Stolen Property	0	1	
		Larceny/Theft	57	110	Vandalism	30	30	
		Motor Vehicle Theft	12	22	Weapons	3	1	
		Arson	0	2	Prostitution	1	0	
		PART I TOTALS	92	161	Sex Offenses	2	2	
NON-UCR OFFENSES		Ambulance Calls	21	12	Drug Abuse	17	9	
		Deaths	3	1	Gambling	0	0	
		Missing Persons	2	3	Family Offenses	34	33	
		Suicides	3	0	DUI	1	3	
		Suspicious Activity	13	16	Liquor Laws	1	0	
		Traffic Accidents	48	19	Drunkenness	5	3	
		All Other	114	102	Disorderly Conduct	6	7	
NON-UCR TOTALS	204	153	All Other Offenses	61	38			
TOTALS		PART I OFFENSES	92	161	Curfew/Loitering	0	0	
		PART II OFFENSES	203	174	Runaway	2	1	
		NON-UCR OFFENSES	204	153	PART II TOTALS	203	174	
		TOTAL	499	488				

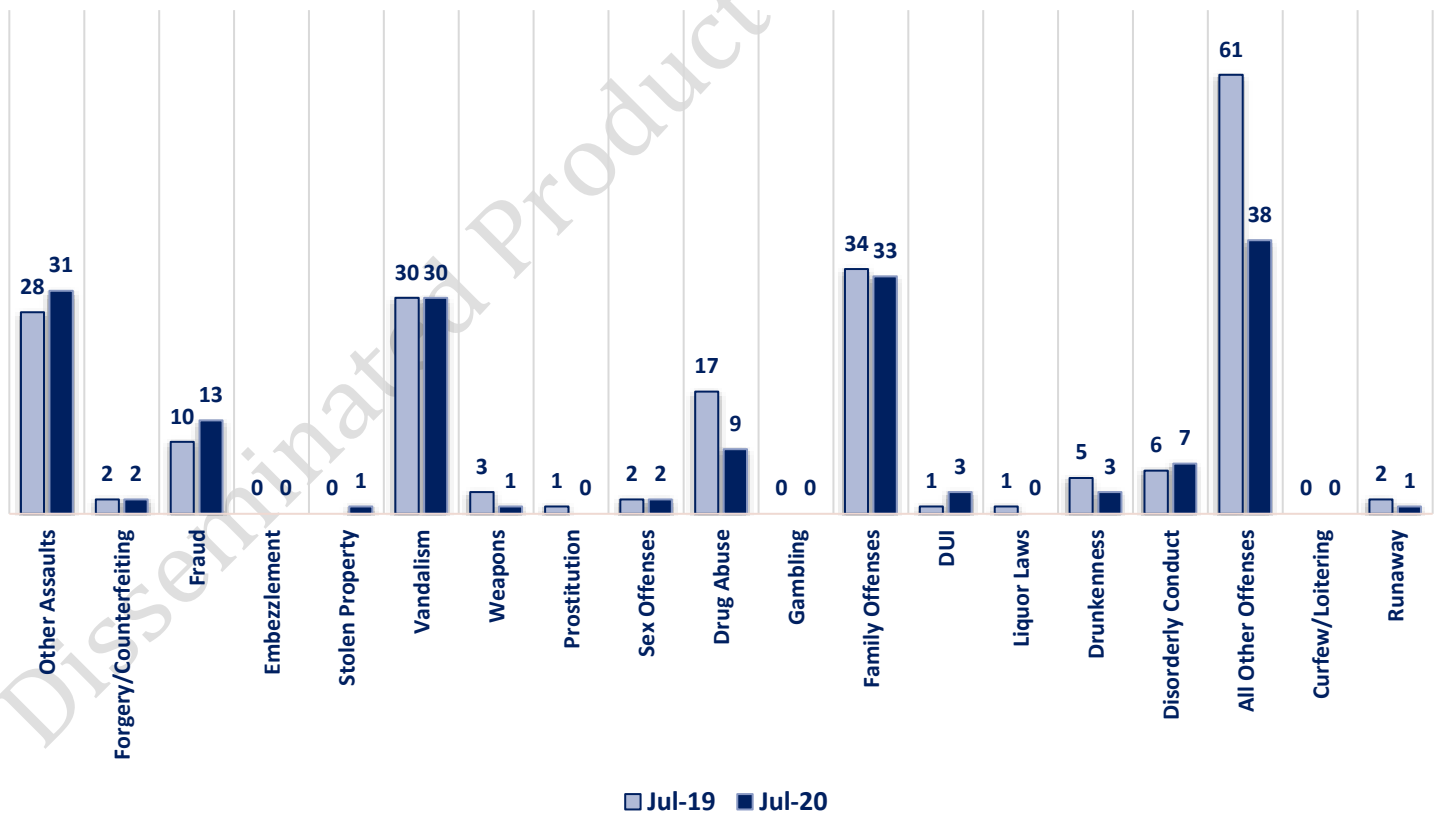
JULY 2020- PART I & II OFFENSE PERCENTAGES



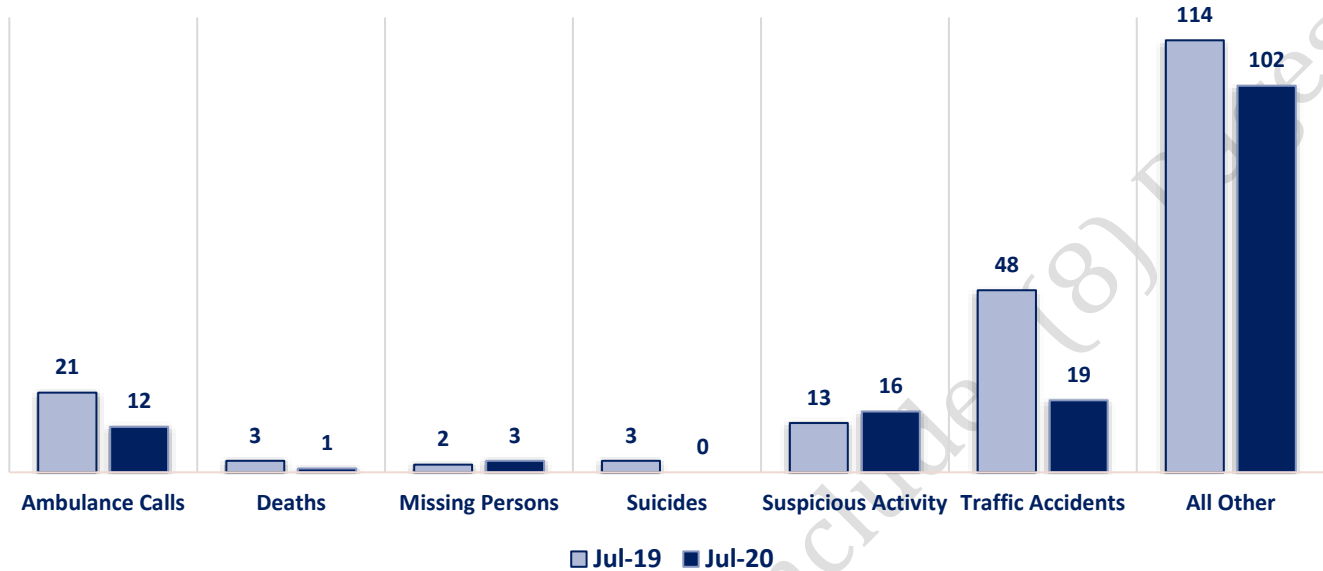
Part I Offenses



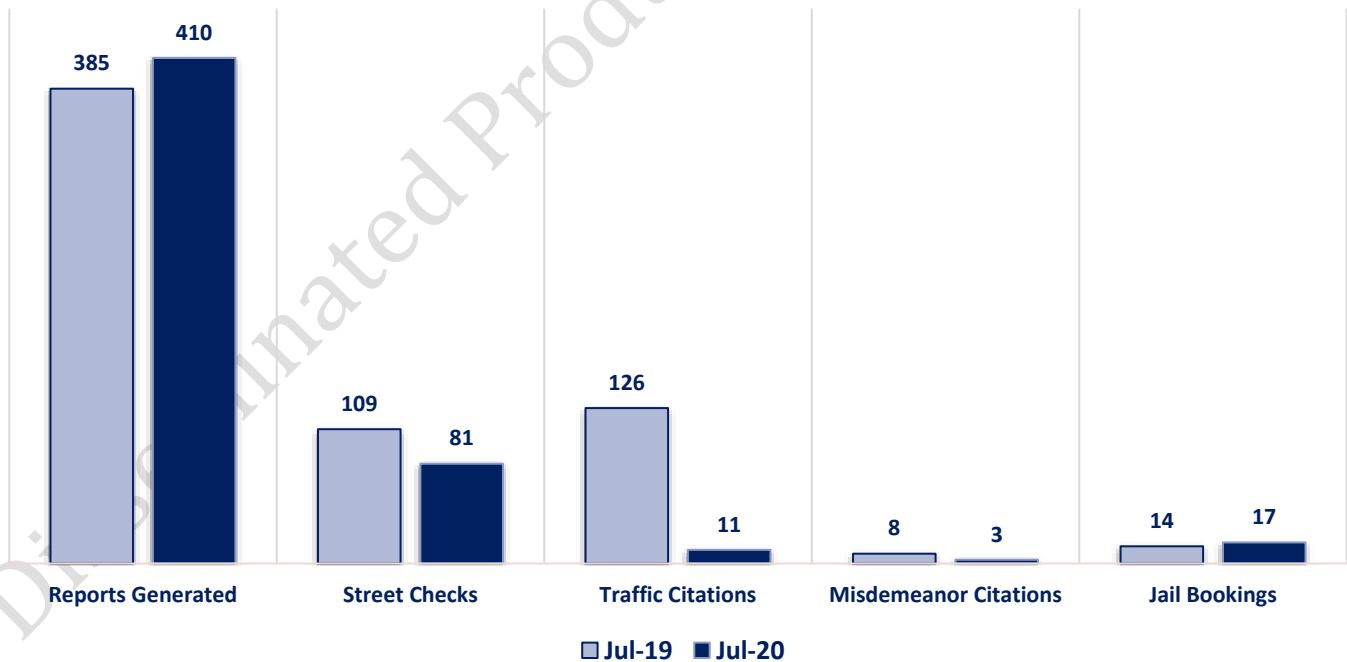
Part II Offenses



Non-UCR Offenses

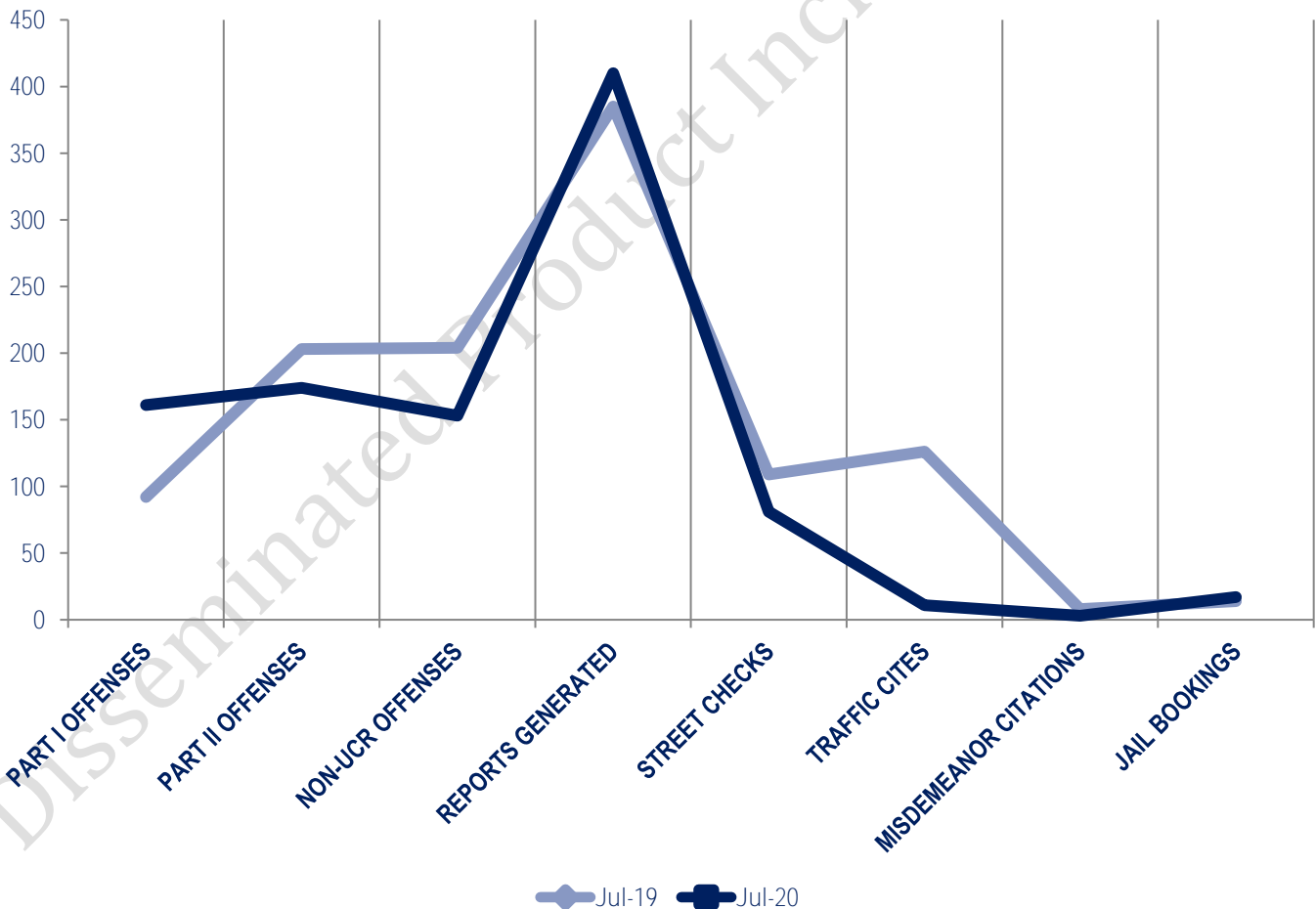


Other Event Totals



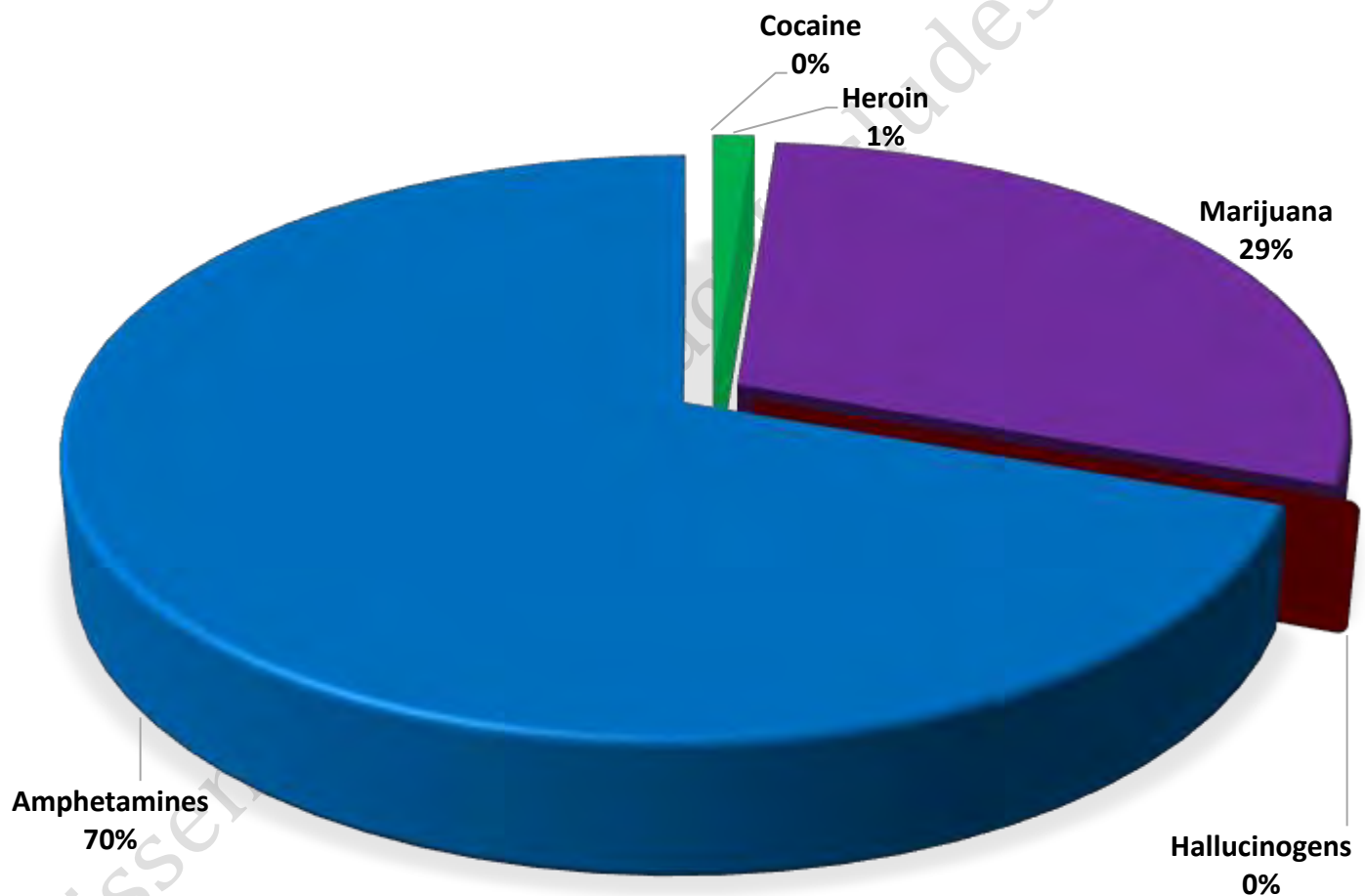
Combined Offense/Event Trends

	JULY 2019	JULY 2020
Part I Offenses	92	161
Part II Offenses	203	174
NonUCR Offenses	204	153
Reports Generated	385	410
Street Checks	109	81
Traffic Citations	126	11
Misdemeanor Citations	8	3
Jail Bookings	14	17

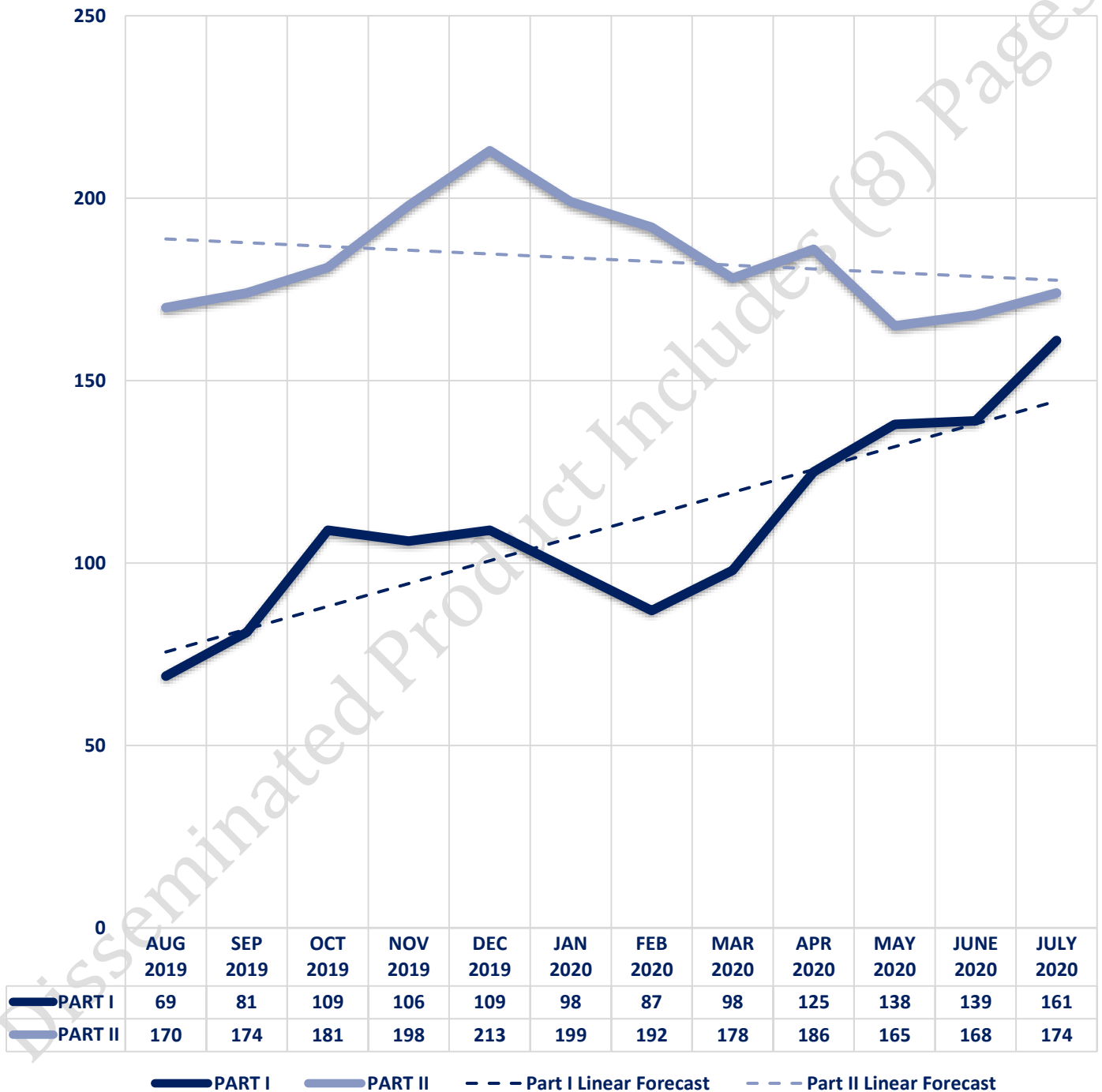


Seized Drugs

TYPE	DOSES	STREET VALUE
Cocaine	0.0	\$ -
Heroin	2.0	\$ 20.00
Marijuana	46.4	\$ 278.32
Hallucinogens	0.0	\$ -
Amphetamines	109.8	\$ 1,098.00
TOTAL	158.2	\$ 1,396.32



Part I & II Offenses - One Year





CITY COUNCIL DISTRICT #3

MONTHLY OFFENSE SUMMARY

August 2020

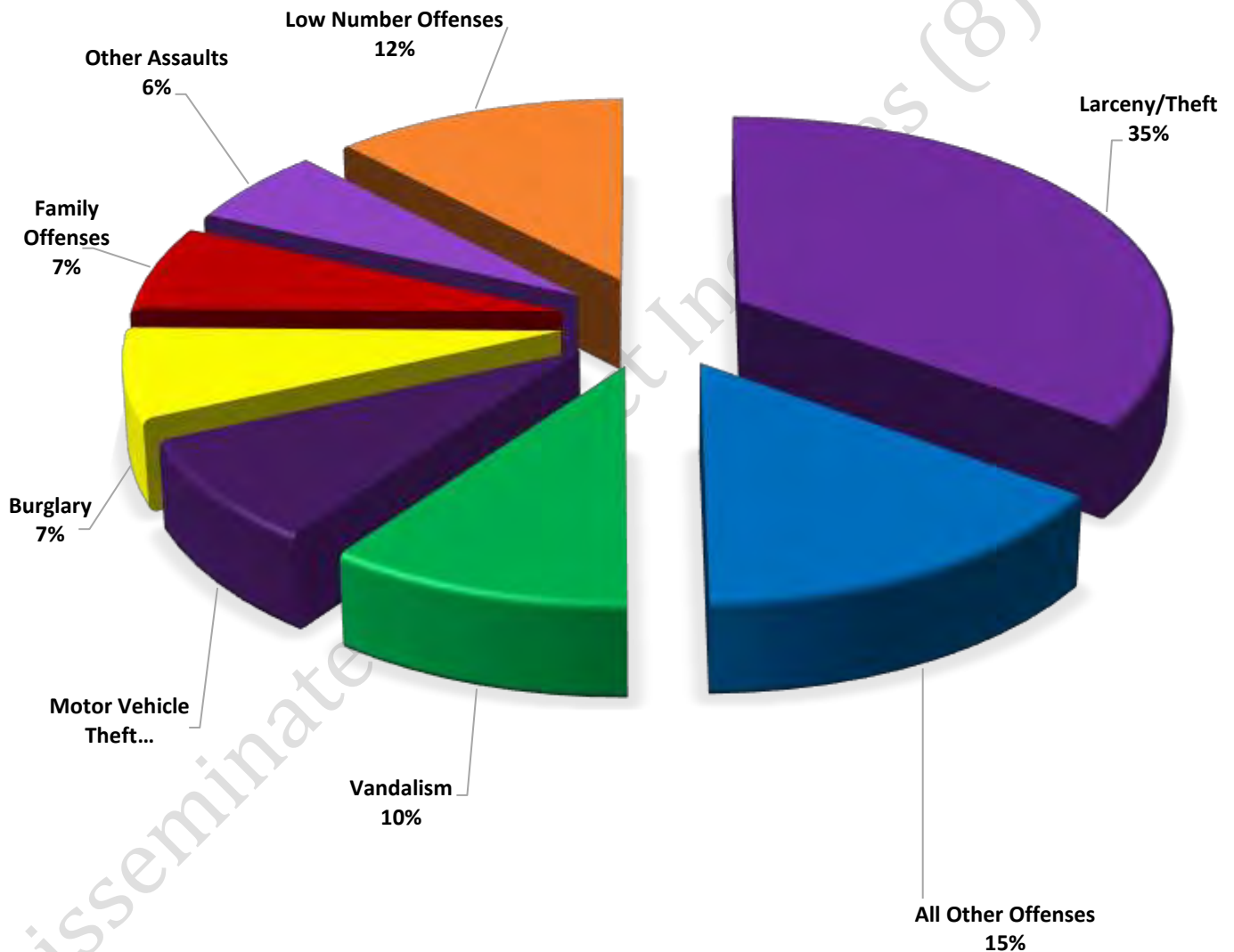
These figures represent preliminary counts of original Police Incident Reports and include all offenses within the above listed City Council District only. Full statistical analysis to determine the confidence level of this data has not been performed. The results contained herein are **approximate in relation to the listed area and may not fully coincide with data shown in other areas of SLCPD's Crime Statistics** page such as Calls for Service, Crimes Trending, and Crime Reports due to and reflective of departmental procedures that were in place at the time the event occurred and the date this data was compiled. Results displayed are not distinguished as attempted or completed crimes, do not include other calls for police service, and only represent police service where a report was made. Police Incident Reports are classified by primary offense categories as defined by the Uniform Crime Reporting (UCR) system, however for this report all offenses are included, and each incident may have more than one offense listed on it. In cases where there is more than one offense listed, all offenses are counted individually. Although every reasonable verification effort is made, the accuracy of any data is subject to the constraints of the report generation process as well as the manner, format, and point in time of any query.

PART I OFFENSES:	Chosen by the FBI as Part I Offenses because they are serious crimes that occur with regularity in all areas of the country and are likely to be reported to Police.
PART II OFFENSES:	All other crimes other than the eight Part I Offenses. The Uniform Crime Reporting Program gathers only arrest data for Part II Offenses, however, SLCPD results displayed in this document display all Part II Offenses, regardless of the presence of arrest data.
ALL OTHER OFFENSES:	Under the Part II Offense section, 'All Other Offenses' include Peeping Tom, Trespass, Kidnap/Abduction, Pornography, Extortion/Blackmail, Bribery, Warrants, Sexual Offenses, Obstruction, Public Peace, and Hit & Run.
NON-UCR OFFENSES:	Non-UCR Offenses include reports for all other offenses not classified as a Part I or Part II Offense. Results displayed separate some of these offenses such as Ambulance Calls, Deaths, Missing Persons, Suicides, Suspicious Activity, and Traffic Accidents.
ALL OTHER NON-UCR:	Under the Non-UCR category, 'All Other' include the remainder of offenses not classified as Part I or Part II and not separated from the Non-UCR Offenses. These include things such as Loud Parties, Barking Dogs, Mentally Ill Subjects, Citizen Assistance, etc.
LOW NUMBER OFFENSES:	On page two, in the interest of space and allowing for easier viewing, the category titled 'Low Number Offenses' include Part I and Part II Offenses from page one that have totals under the amount of 8.

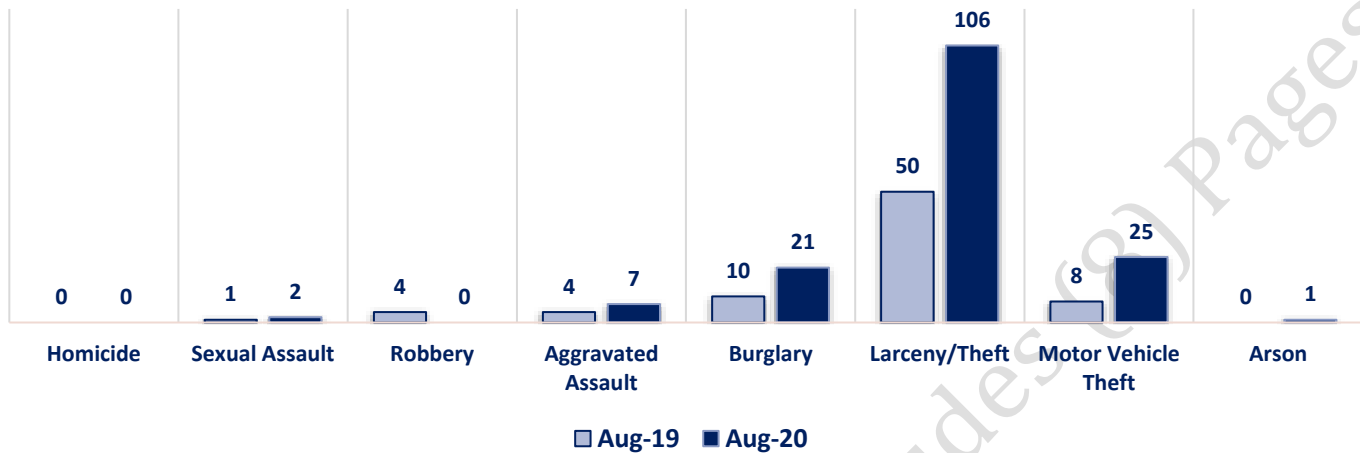
Offenses

PART I OFFENSES VIOLENT PROPERTY		OFFENSE		AUG 19	AUG 20	PART II OFFENSES			
		Homicide		0	0				
		Sexual Assault		1	2				
		Robbery		4	0				
		Aggravated Assault		4	7				
		Burglary		10	21				
		Larceny/Theft		50	106				
		Motor Vehicle Theft		8	25				
		Arson		0	1				
		PART I TOTALS		77	162				
NON-UCR OFFENSES		Ambulance Calls		5	14	Drug Abuse		6	5
		Deaths		2	2	Gambling		0	0
		Missing Persons		2	6	Family Offenses		28	20
		Suicides		0	0	DUI		0	0
		Suspicious Activity		11	13	Liquor Laws		0	0
		Traffic Accidents		35	19	Drunkenness		4	5
		All Other		89	82	Disorderly Conduct		7	5
		NON-UCR TOTALS		144	136	All Other Offenses		52	45
TOTALS		PART I OFFENSES		77	162	Curfew/Loitering		0	0
		PART II OFFENSES		176	141	Runaway		1	1
		NON-UCR OFFENSES		144	136	PART II TOTALS		176	141
		TOTAL		397	439				

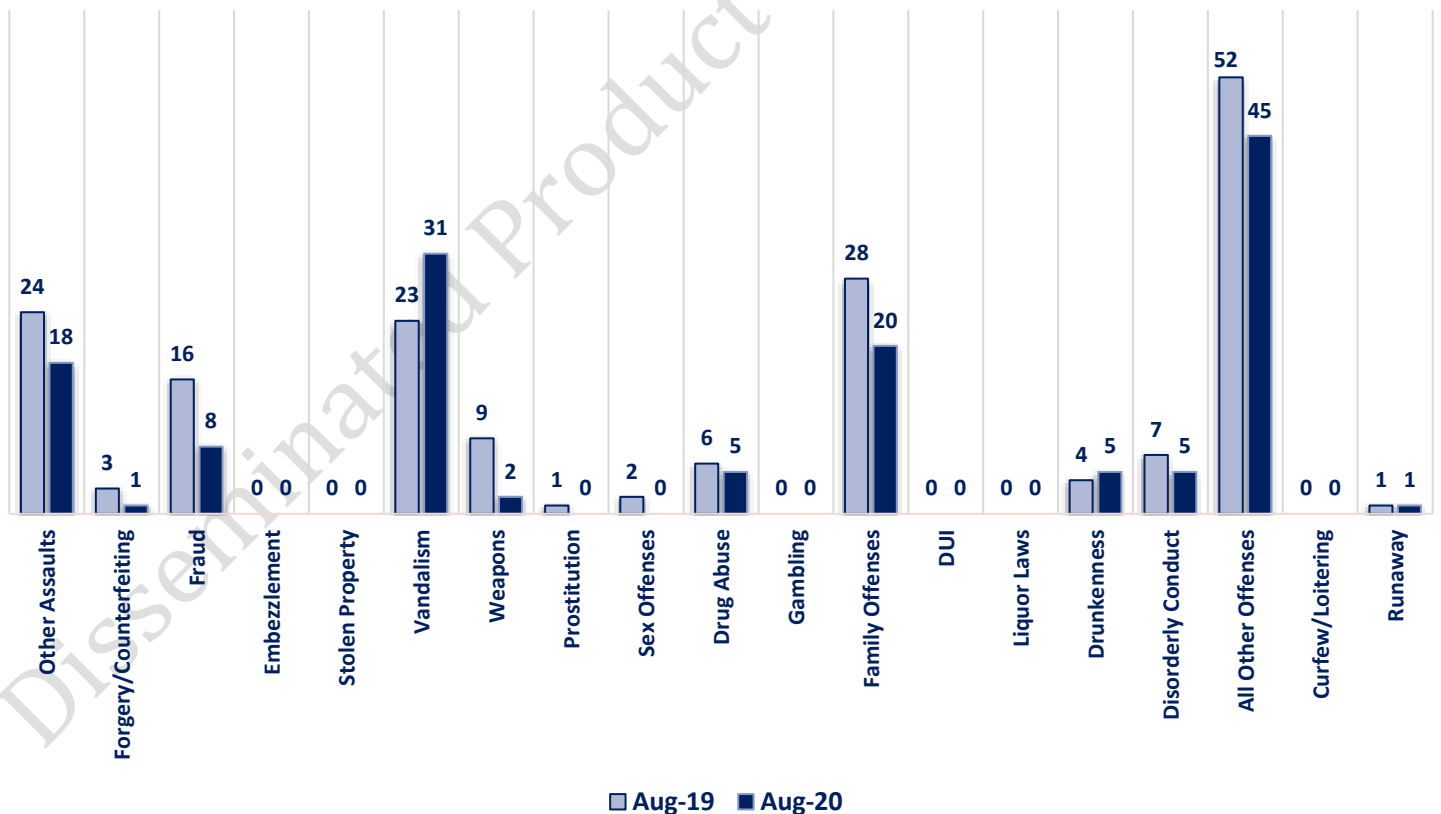
AUGUST 2020- PART I & II OFFENSE PERCENTAGES



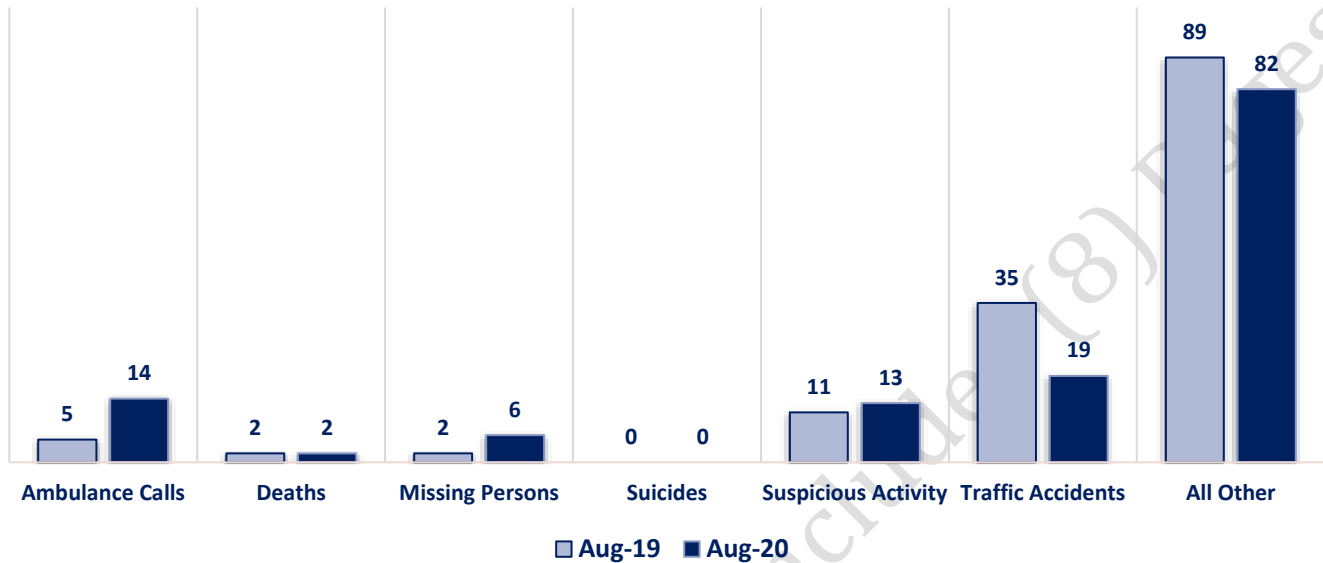
Part I Offenses



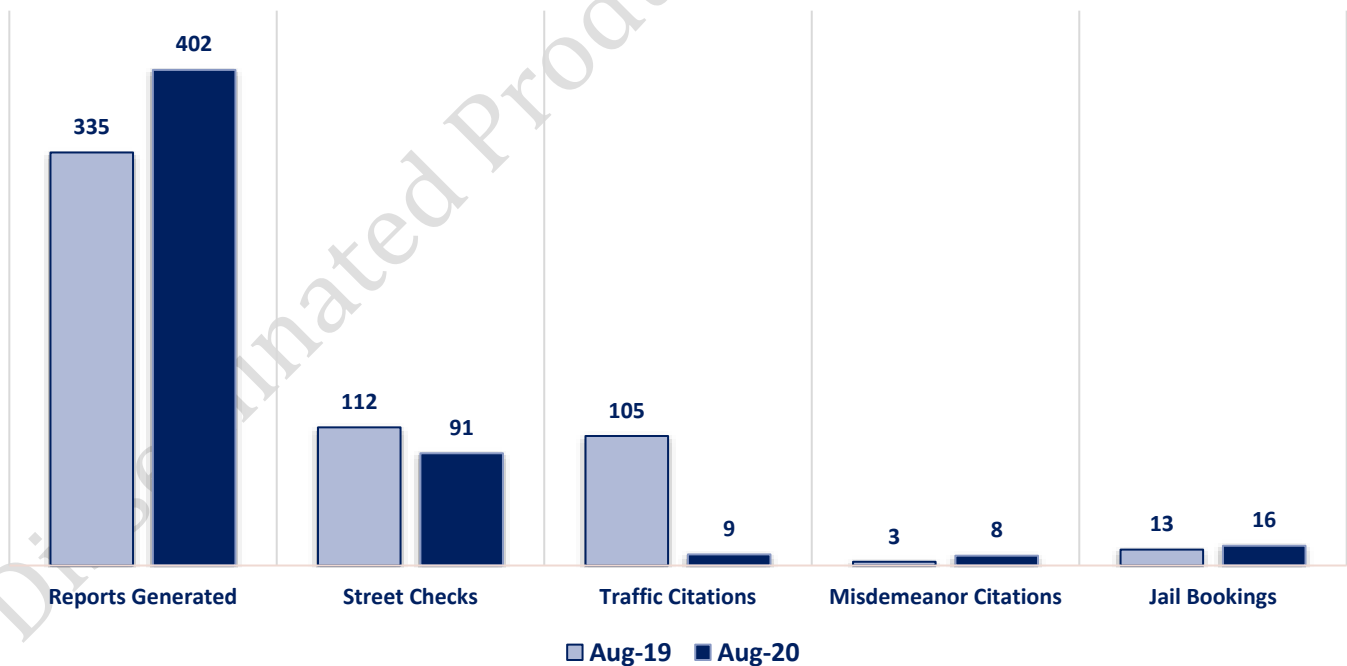
Part II Offenses



Non-UCR Offenses

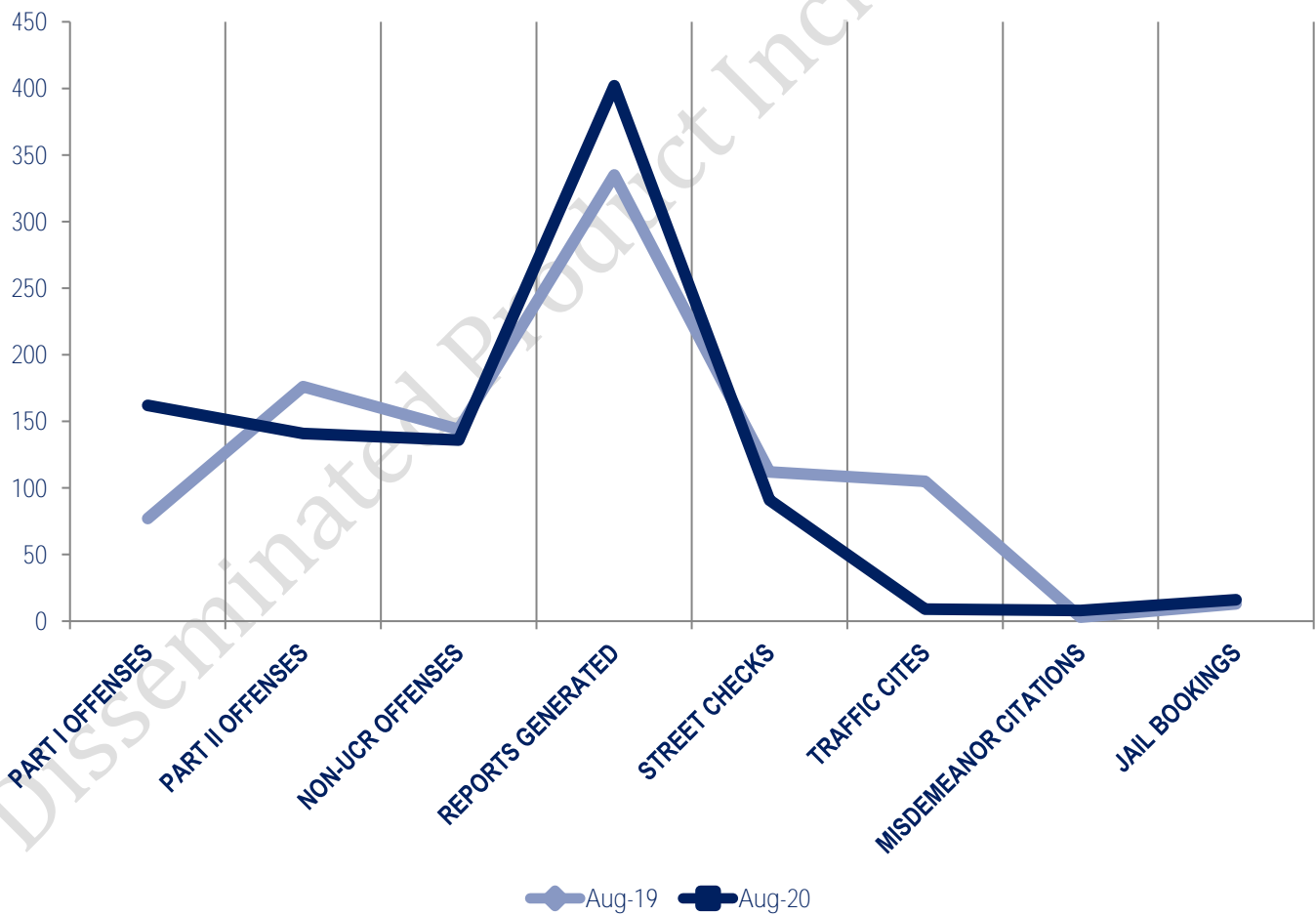


Other Event Totals



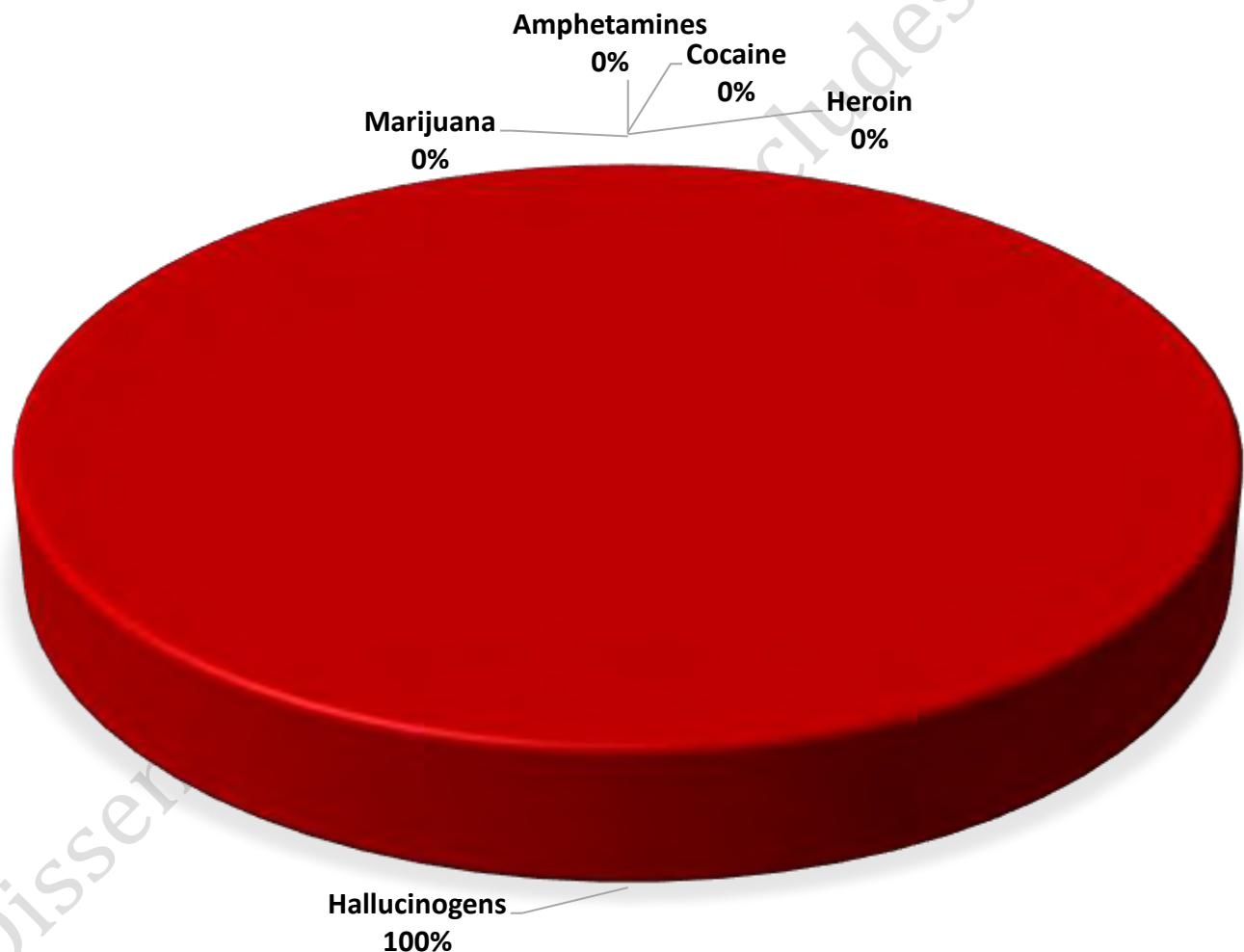
Combined Offense/Event Trends

	AUG 2019	AUG 2020
Part I Offenses	77	162
Part II Offenses	176	141
NonUCR Offenses	144	136
Reports Generated	335	402
Street Checks	112	91
Traffic Citations	105	9
Misdemeanor Citations	3	8
Jail Bookings	13	16

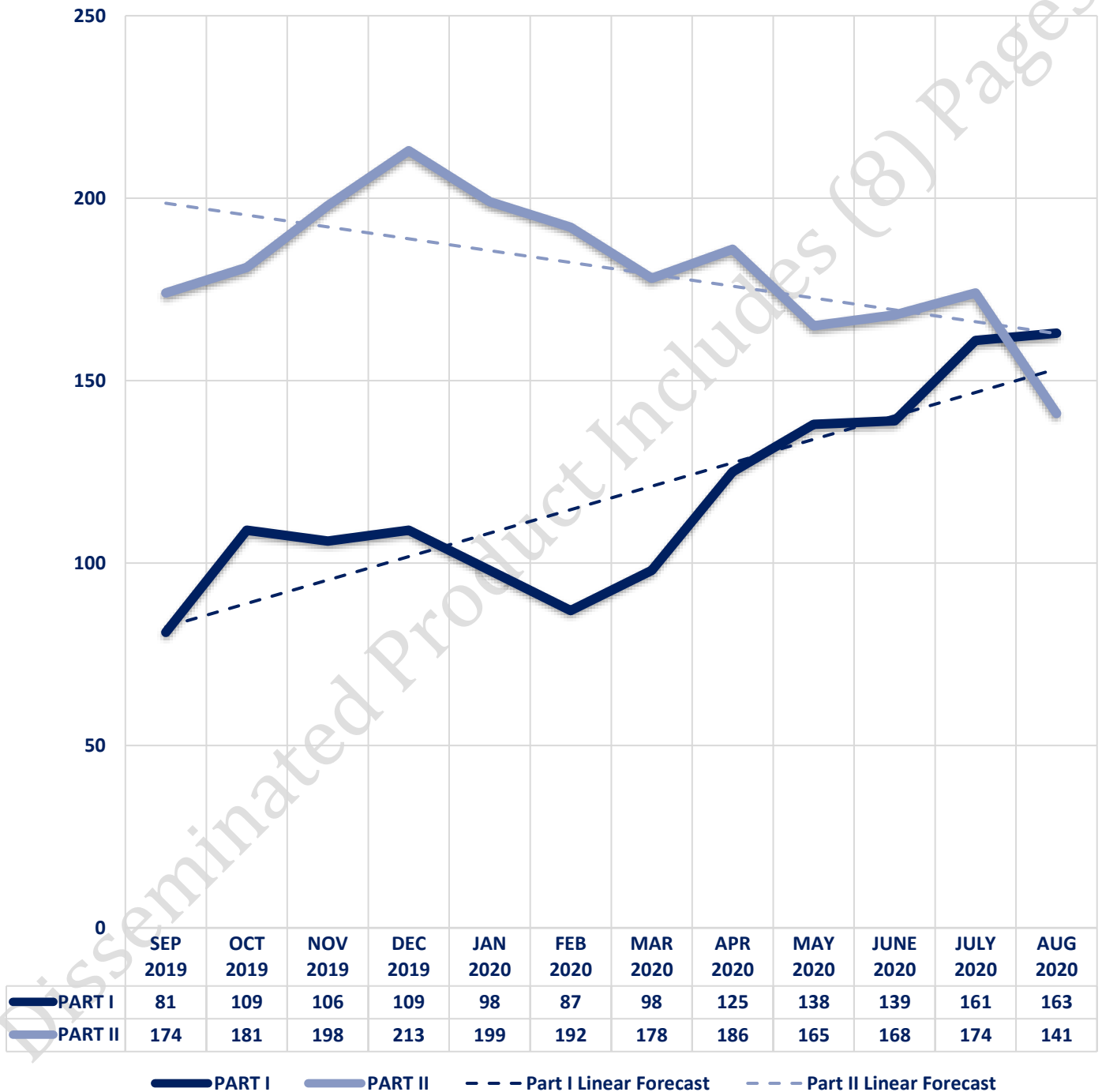


Seized Drugs

TYPE	DOSES	STREET VALUE
Cocaine	0.0	\$ -
Heroin	0.0	\$ -
Marijuana	0.0	\$ -
Hallucinogens	73.2	\$ 146.39
Amphetamines	0.0	\$ -
TOTAL	73.2	\$ 146.39



Part I & II Offenses - One Year





CITY COUNCIL DISTRICT #3 MONTHLY OFFENSE SUMMARY

SEPTEMBER 2020

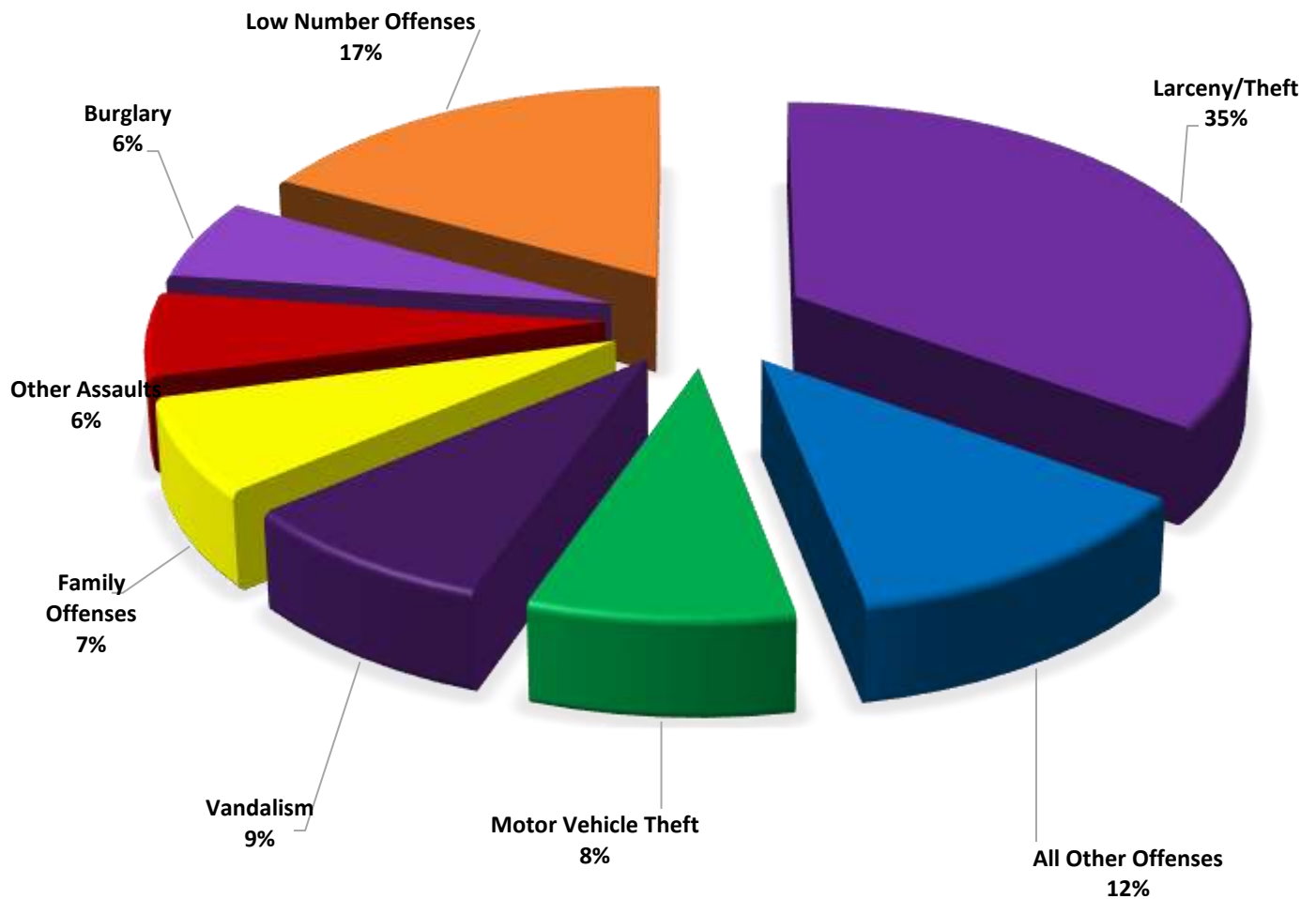
These figures represent preliminary counts of original Police Incident Reports and include all offenses within the above listed City Council District only. Full statistical analysis to determine the confidence level of this data has not been performed. The results contained herein are **approximate in relation to the listed area and may not fully coincide with data shown in other areas of SLCPD's Crime Statistics** page such as Calls for Service, Crimes Trending, and Crime Reports due to and reflective of departmental procedures that were in place at the time the event occurred and the date this data was compiled. Results displayed are not distinguished as attempted or completed crimes, do not include other calls for police service, and only represent police service where a report was made. Police Incident Reports are classified by primary offense categories as defined by the Uniform Crime Reporting (UCR) system, however for this report all offenses are included, and each incident may have more than one offense listed on it. In cases where there is more than one offense listed, all offenses are counted individually. Although every reasonable verification effort is made, the accuracy of any data is subject to the constraints of the report generation process as well as the manner, format, and point in time of any query.

PART I OFFENSES:	Chosen by the FBI as Part I Offenses because they are serious crimes that occur with regularity in all areas of the country and are likely to be reported to Police.
PART II OFFENSES:	All other crimes other than the eight Part I Offenses. The Uniform Crime Reporting Program gathers only arrest data for Part II Offenses, however, SLCPD results displayed in this document display all Part II Offenses, regardless of the presence of arrest data.
ALL OTHER OFFENSES:	Under the Part II Offense section, 'All Other Offenses' include Peeping Tom, Trespass, Kidnap/Abduction, Pornography, Extortion/Blackmail, Bribery, Warrants, Sexual Offenses, Obstruction, Public Peace, and Hit & Run.
NON-UCR OFFENSES:	Non-UCR Offenses include reports for all other offenses not classified as a Part I or Part II Offense. Results displayed separate some of these offenses such as Ambulance Calls, Deaths, Missing Persons, Suicides, Suspicious Activity, and Traffic Accidents.
ALL OTHER NON-UCR:	Under the Non-UCR category, 'All Other' include the remainder of offenses not classified as Part I or Part II and not separated from the Non-UCR Offenses. These include things such as Loud Parties, Barking Dogs, Mentally Ill Subjects, Citizen Assistance, etc.
LOW NUMBER OFFENSES:	On page two, in the interest of space and allowing for easier viewing, the category titled 'Low Number Offenses' include Part I and Part II Offenses from page one that have totals under the amount of 15.

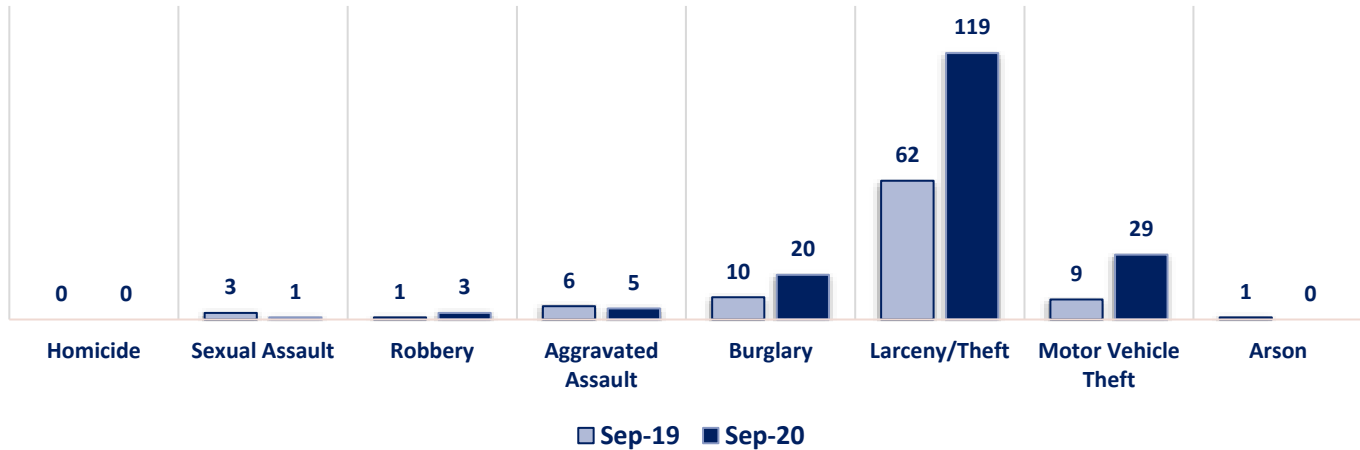
Offenses

PART I OFFENSES	OFFENSE	SEPT 19	SEPT 20	OFFENSE	SEPT 19	SEPT 20
	Homicide	0	0	Other Assaults	28	21
	Sexual Assault	3	1	Forgery/Counterfeit	0	0
	Robbery	1	3	Fraud	10	10
	Aggravated Assault	6	5	Embezzlement	0	0
	Burglary	10	20	Stolen Property	2	3
	Larceny/Theft	62	119	Vandalism	23	29
	Motor Vehicle Theft	9	29	Weapons	4	4
	Arson	1	0	Prostitution	0	0
NON-UCR OFFENSES	PART I TOTALS	92	177	Sex Offenses	1	1
	Ambulance Calls	13	9	Drug Abuse	24	15
	Deaths	0	4	Gambling	0	0
	Missing Persons	0	4	Family Offenses	14	24
	Suicides	2	0	DUI	5	4
	Suspicious Activity	7	19	Liquor Laws	1	0
	Traffic Accidents	43	27	Drunkenness	2	5
	All Other	90	73	Disorderly Conduct	11	7
	NON-UCR TOTALS	155	136	All Other Offenses	61	41
TOTALS	PART I OFFENSES	92	177	Curfew/Loitering	0	0
	PART II OFFENSES	187	164	Runaway	1	0
	NON-UCR OFFENSES	155	136	PART II TOTALS	187	164
	TOTAL	434	477			

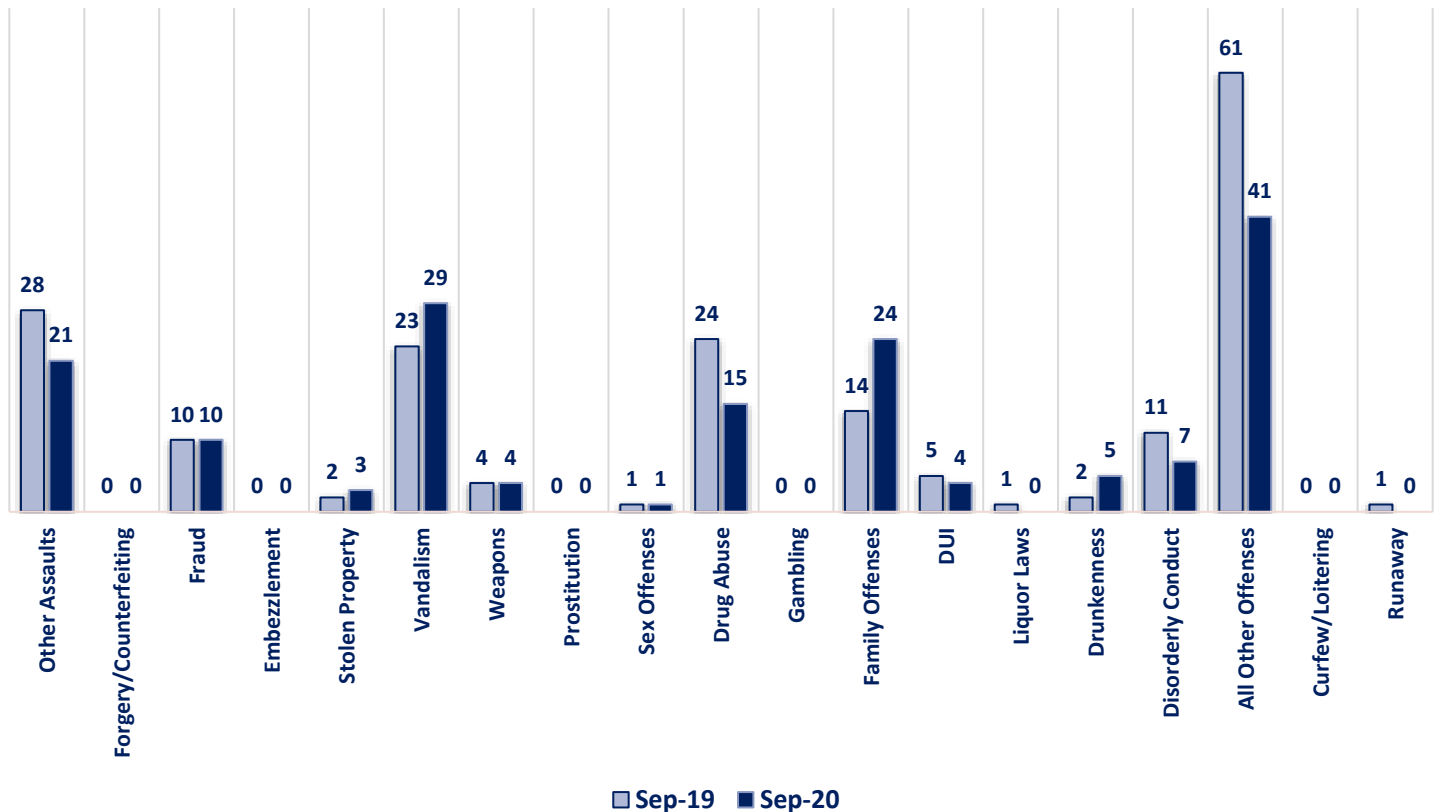
SEPTEMBER 2020 - PART I & II OFFENSE PERCENTAGES



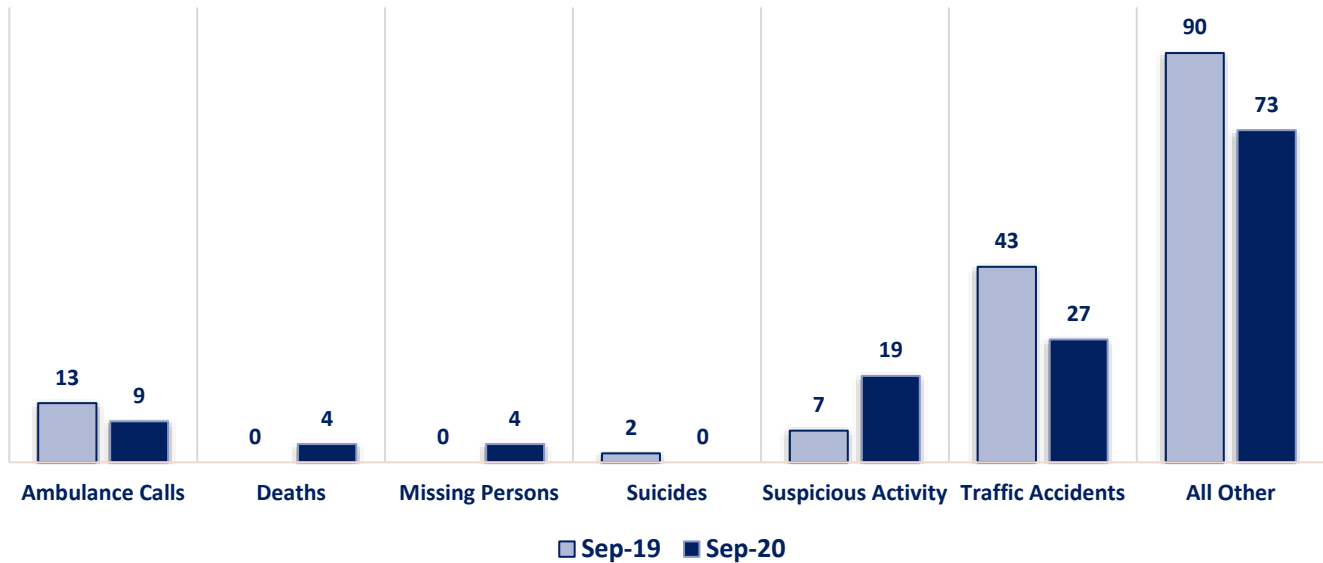
Part I Offenses



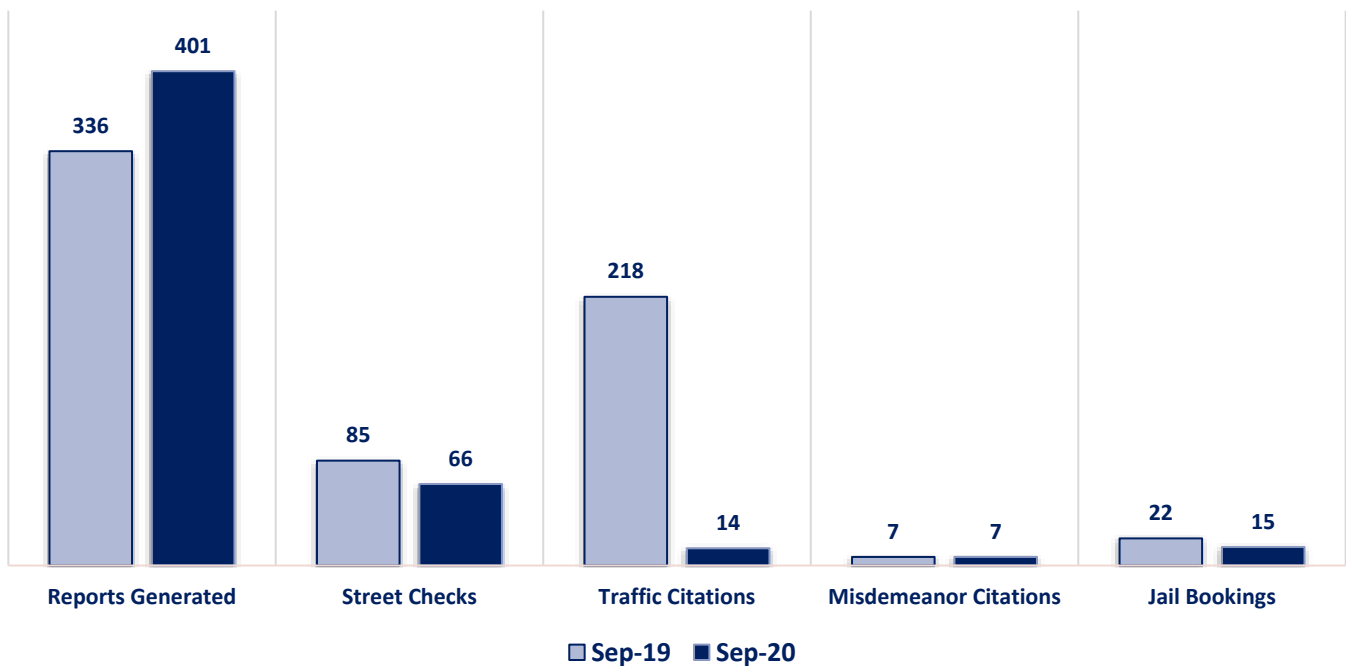
Part II Offenses



Non-UCR Offenses

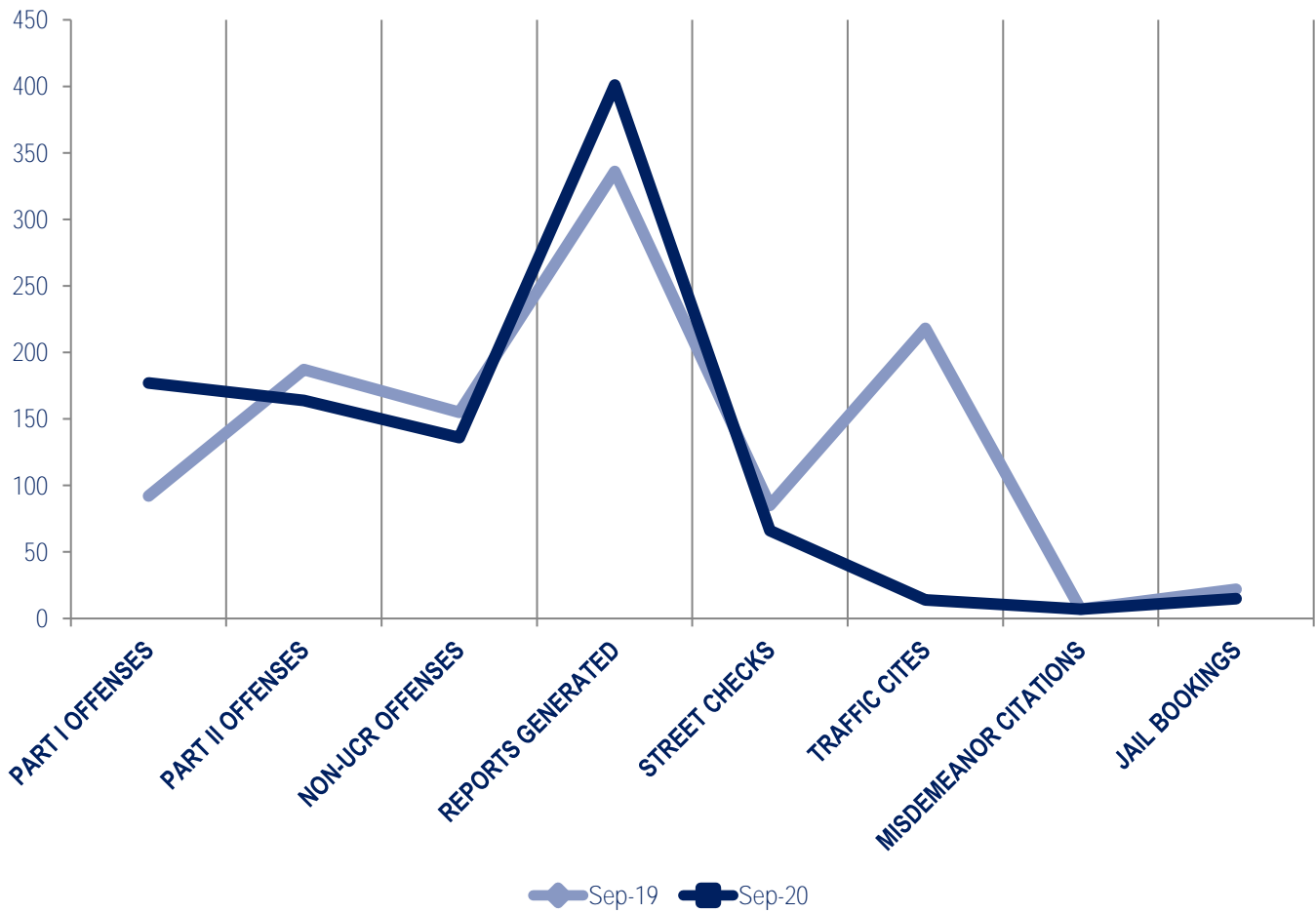


Other Event Totals



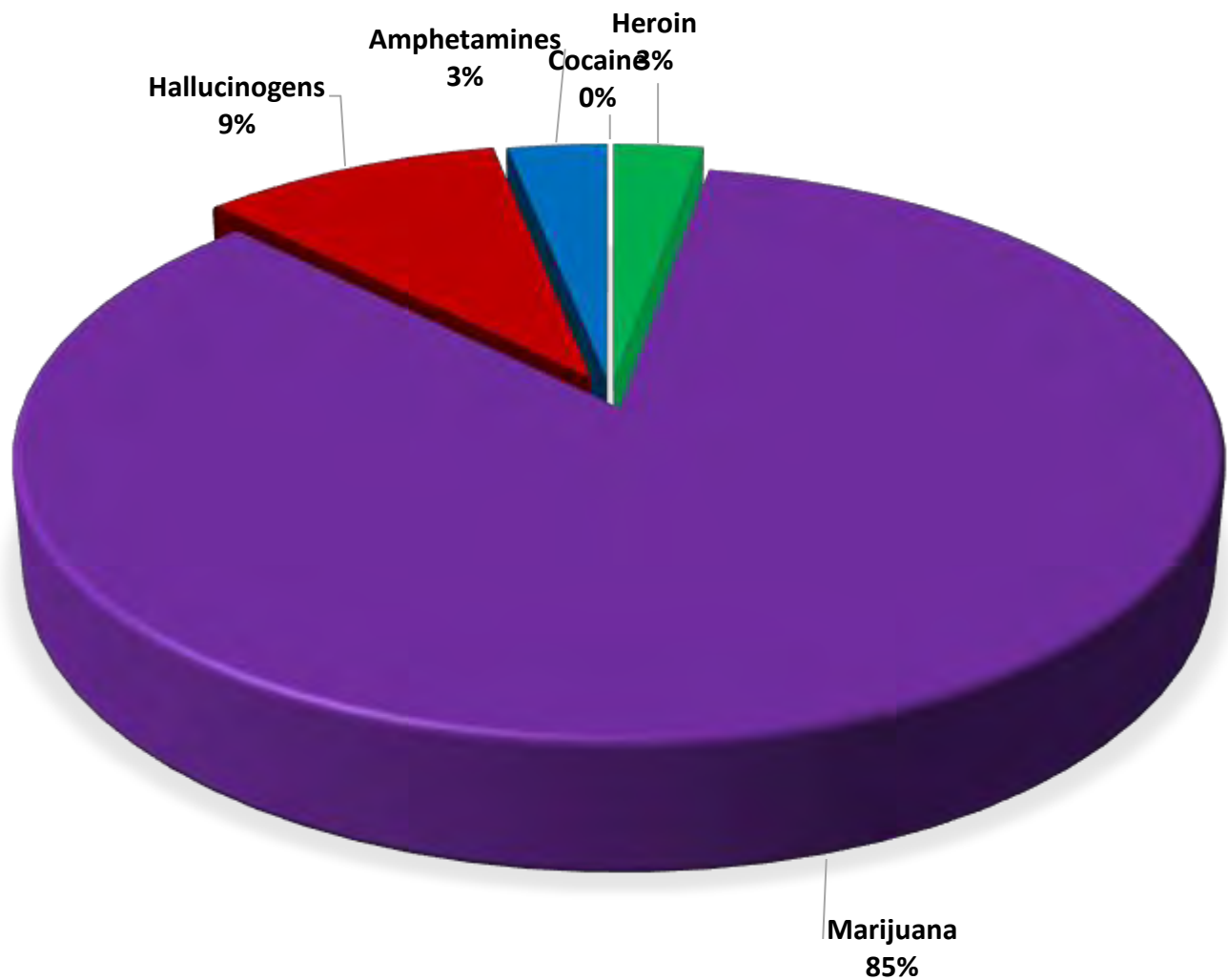
Combined Offense/Event Trends

	SEPT 2019	SEPT 2020
Part I Offenses	92	177
Part II Offenses	187	164
NonUCR Offenses	155	136
Reports Generated	336	401
Street Checks	85	66
Traffic Citations	218	14
Misdemeanor Citations	7	7
Jail Bookings	22	15

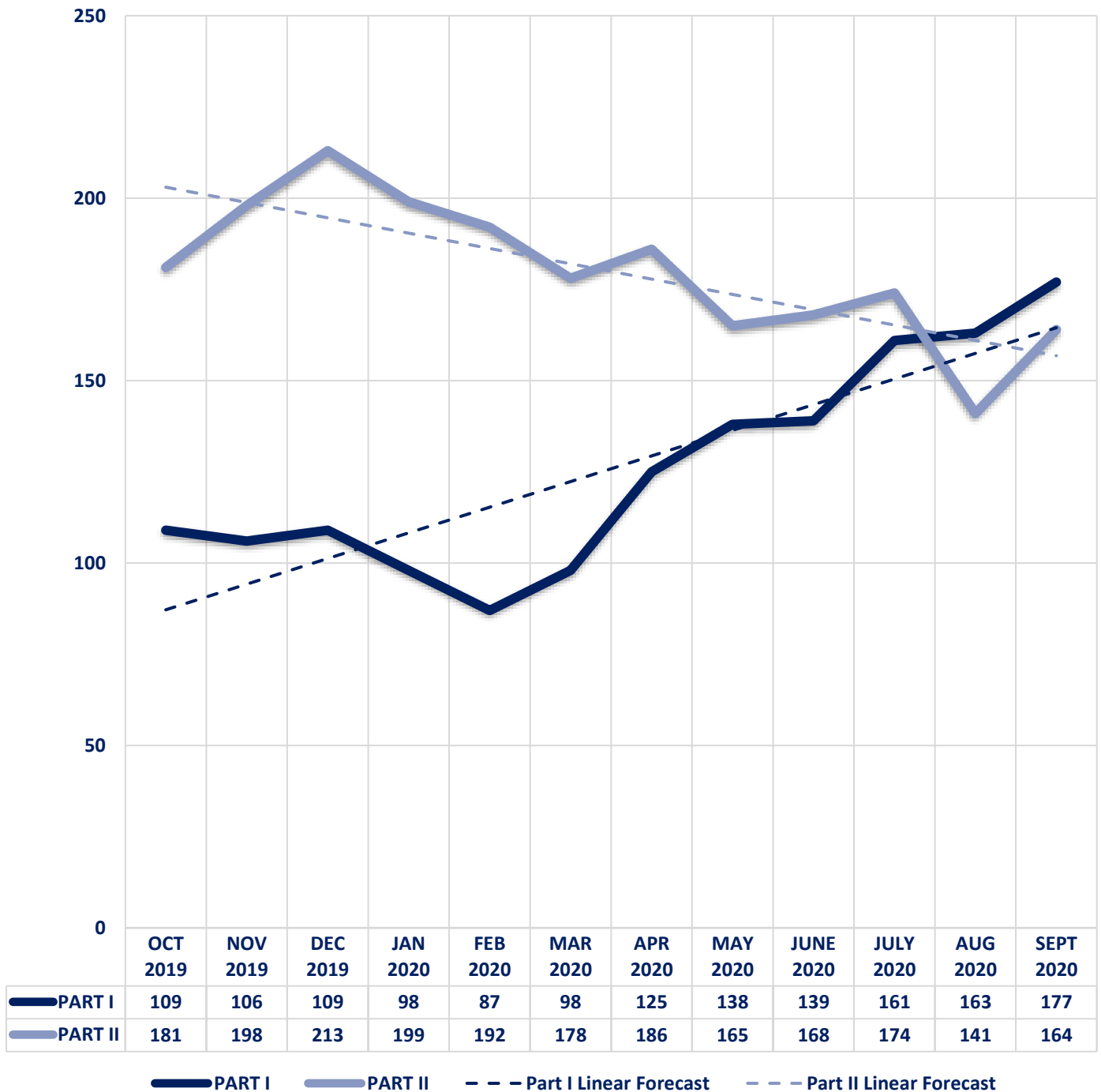


Seized Drugs

TYPE	DOSES	STREET VALUE
Cocaine	0.0	\$ -
Heroin	30.0	\$ 300.00
Marijuana	903.5	\$ 5,421.16
Hallucinogens	100.5	\$ 201.06
Amphetamines	33.5	\$ 335.00
TOTAL	1067.6	\$ 6,257.22



Part I & II Offenses - One Year





CITY COUNCIL DISTRICT #3

MONTHLY OFFENSE SUMMARY

October 2020

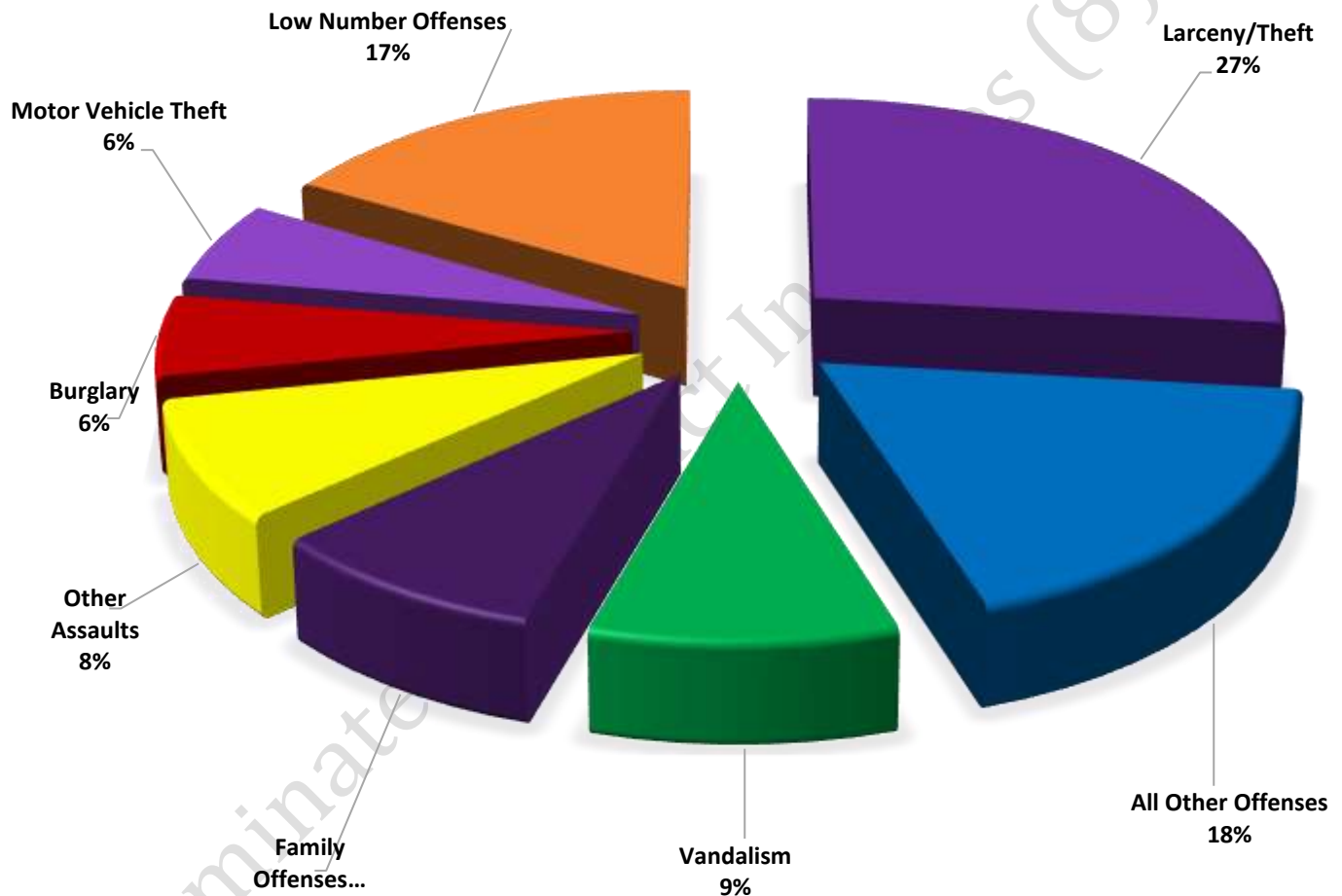
These figures represent preliminary counts of original Police Incident Reports and include all offenses within the above listed City Council District only. Full statistical analysis to determine the confidence level of this data has not been performed. The results contained herein are **approximate in relation to the listed area and may not fully coincide with data shown in other areas of SLCPD's Crime Statistics** page such as Calls for Service, Crimes Trending, and Crime Reports due to and reflective of departmental procedures that were in place at the time the event occurred and the date this data was compiled. Results displayed are not distinguished as attempted or completed crimes, do not include other calls for police service, and only represent police service where a report was made. Police Incident Reports are classified by primary offense categories as defined by the Uniform Crime Reporting (UCR) system, however for this report all offenses are included, and each incident may have more than one offense listed on it. In cases where there is more than one offense listed, all offenses are counted individually. Although every reasonable verification effort is made, the accuracy of any data is subject to the constraints of the report generation process as well as the manner, format, and point in time of any query.

PART I OFFENSES:	Chosen by the FBI as Part I Offenses because they are serious crimes that occur with regularity in all areas of the country and are likely to be reported to Police.
PART II OFFENSES:	All other crimes other than the eight Part I Offenses. The Uniform Crime Reporting Program gathers only arrest data for Part II Offenses, however, SLCPD results displayed in this document display all Part II Offenses, regardless of the presence of arrest data.
ALL OTHER OFFENSES:	Under the Part II Offense section, 'All Other Offenses' include Peeping Tom, Trespass, Kidnap/Abduction, Pornography, Extortion/Blackmail, Bribery, Warrants, Sexual Offenses, Obstruction, Public Peace, and Hit & Run.
NON-UCR OFFENSES:	Non-UCR Offenses include reports for all other offenses not classified as a Part I or Part II Offense. Results displayed separate some of these offenses such as Ambulance Calls, Deaths, Missing Persons, Suicides, Suspicious Activity, and Traffic Accidents.
ALL OTHER NON-UCR:	Under the Non-UCR category, 'All Other' include the remainder of offenses not classified as Part I or Part II and not separated from the Non-UCR Offenses. These include things such as Loud Parties, Barking Dogs, Mentally Ill Subjects, Citizen Assistance, etc.
LOW NUMBER OFFENSES:	On page two, in the interest of space and allowing for easier viewing, the category titled 'Low Number Offenses' include Part I and Part II Offenses from page one that have totals under the amount of 11.

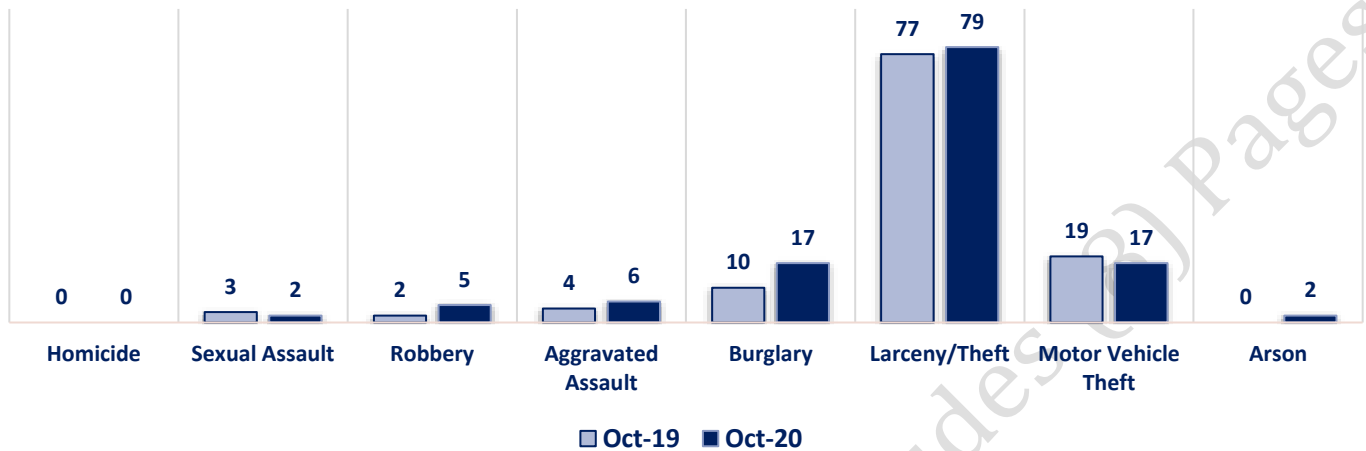
Offenses

PART I OFFENSES VIOLENT PROPERTY		OFFENSE		OCT 19	OCT 20	PART II OFFENSES	
		Homicide		0	0		
		Sexual Assault		3	2		
		Robbery		2	5		
		Aggravated Assault		4	6		
		Burglary		10	17		
		Larceny/Theft		77	79		
		Motor Vehicle Theft		19	17		
		Arson		0	2		
		PART I TOTALS		115	128		
NON-UCR OFFENSES		Ambulance Calls		10	5	PART II OFFENSES	
		Deaths		5	4		
		Missing Persons		6	3		
		Suicides		1	1		
		Suspicious Activity		8	14		
		Traffic Accidents		43	20		
		All Other		97	88		
		NON-UCR TOTALS		170	135		
TOTALS		PART I OFFENSES		115	128	PART II OFFENSES	
		PART II OFFENSES		201	167		
		NON-UCR OFFENSES		170	135		
TOTAL		486	430	TOTAL		201	167

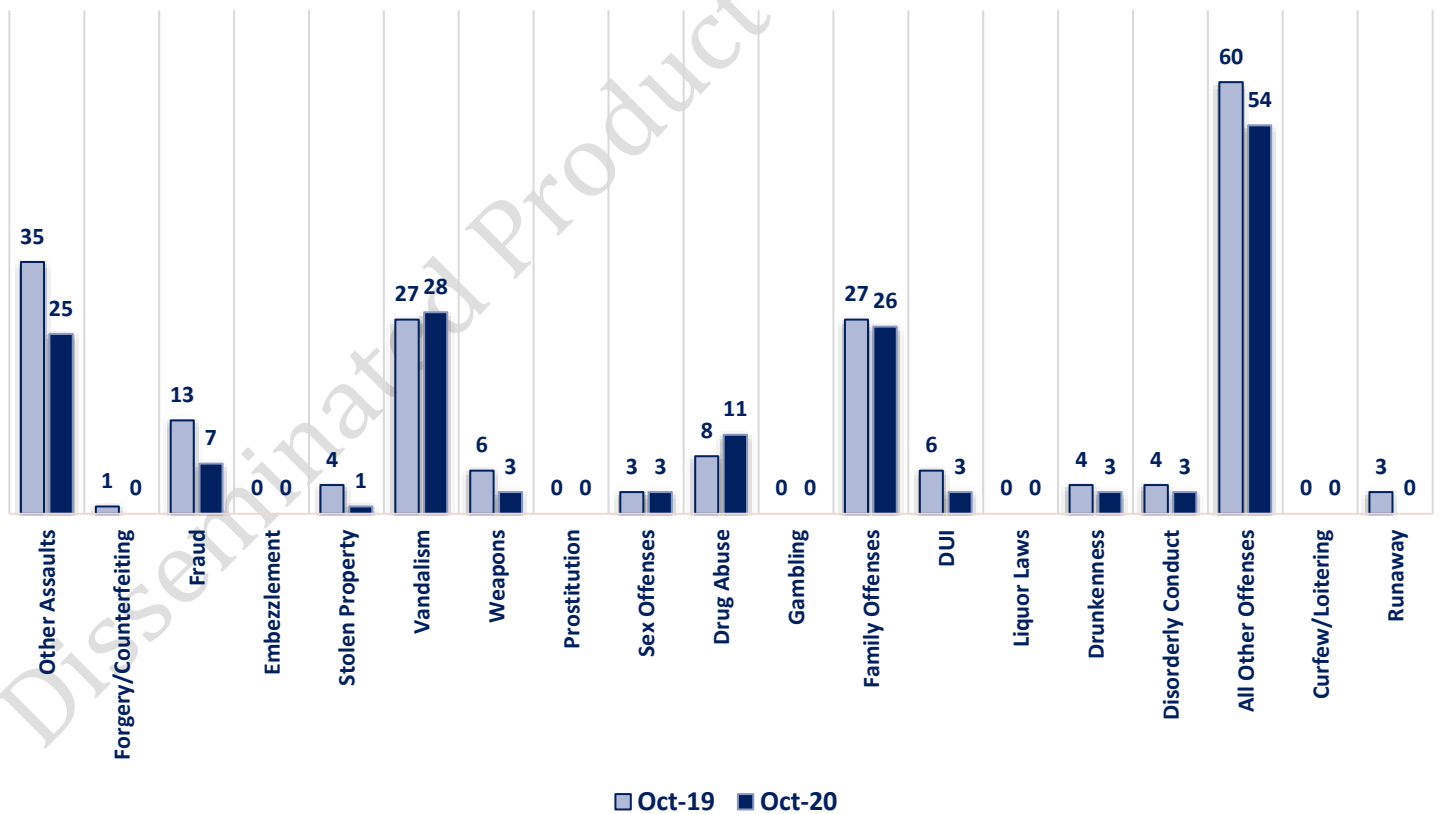
MAY 2020- PART I & II OFFENSE PERCENTAGES



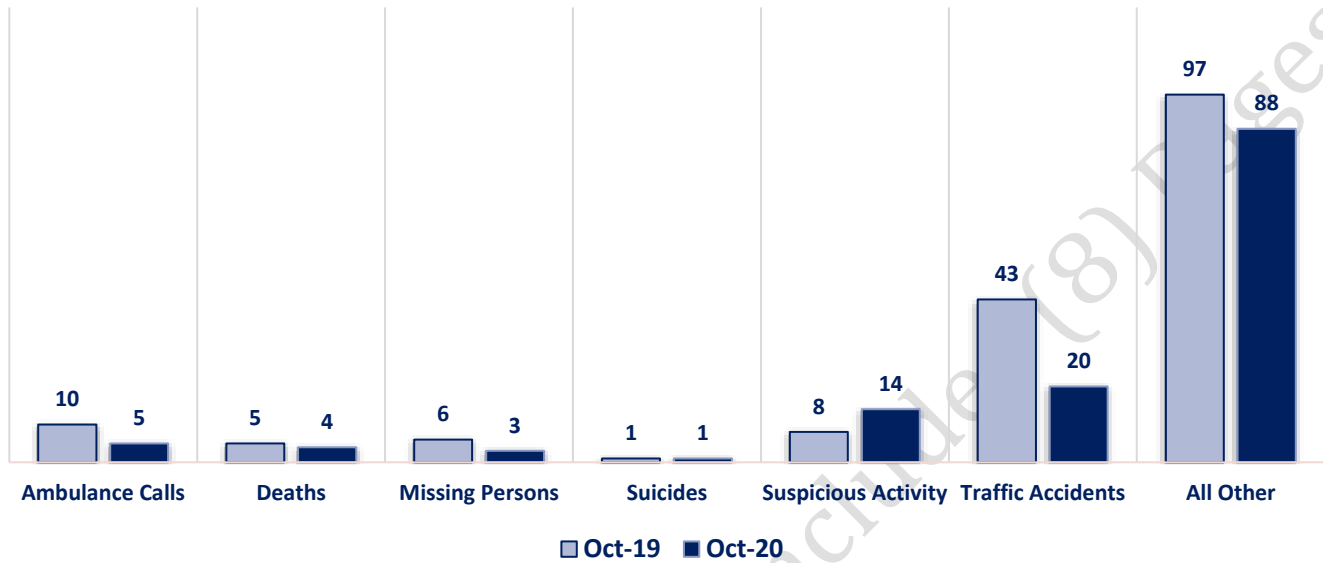
Part I Offenses



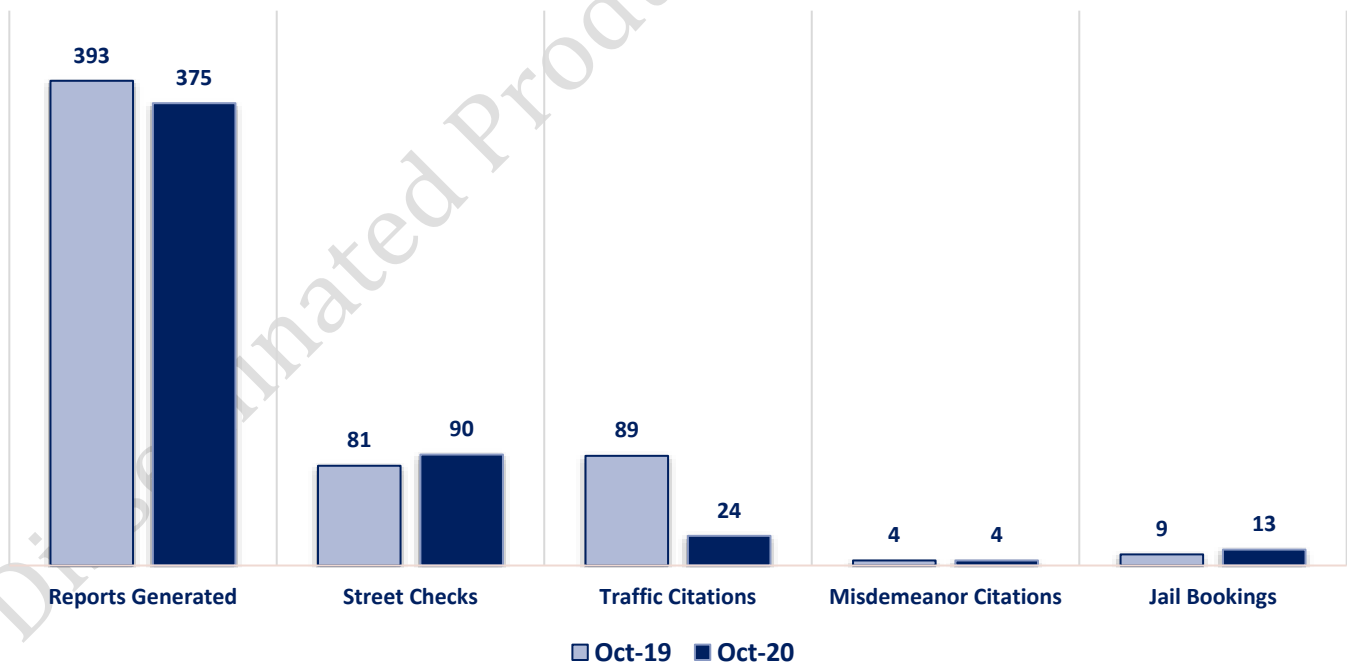
Part II Offenses



Non-UCR Offenses

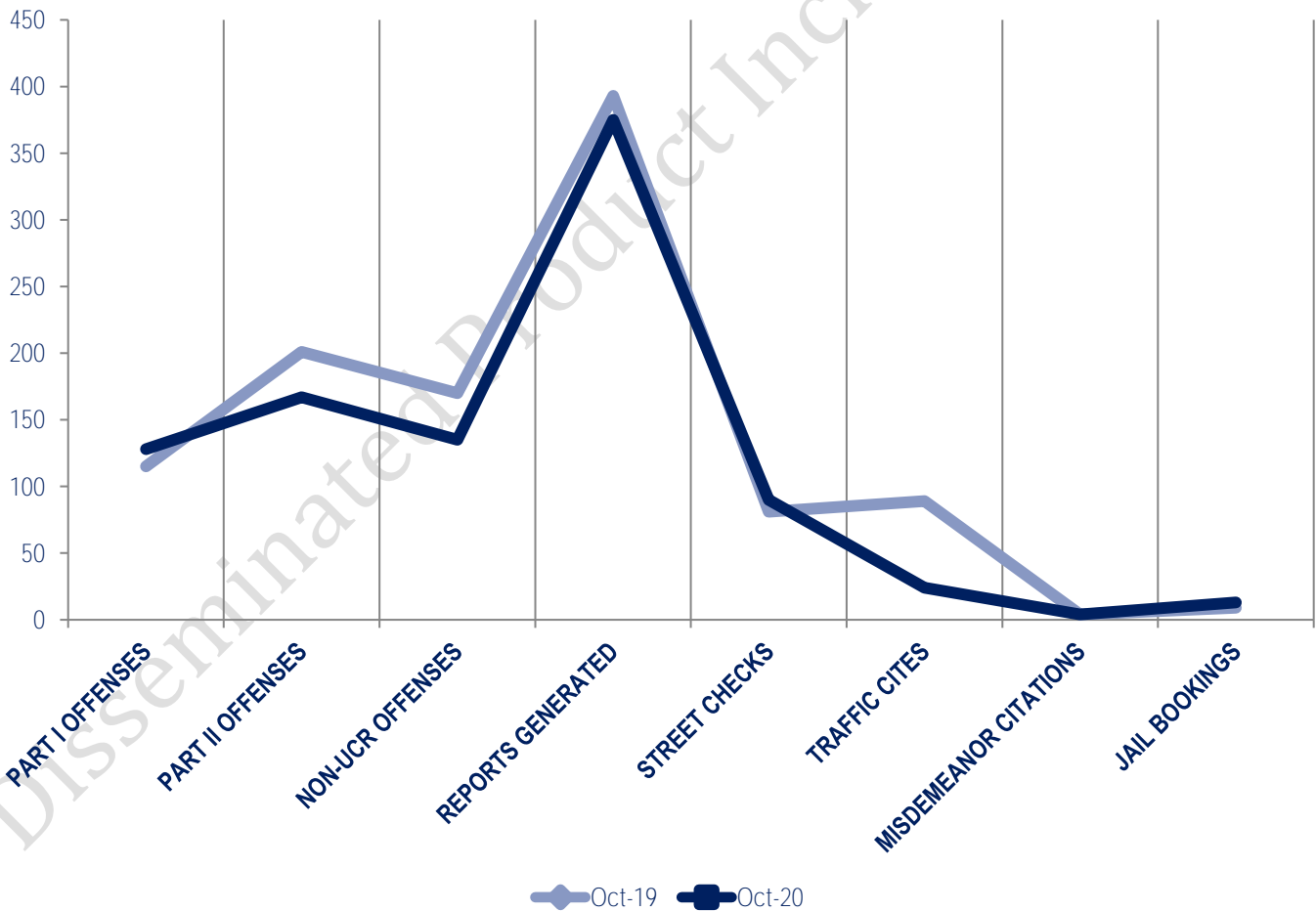


Other Event Totals



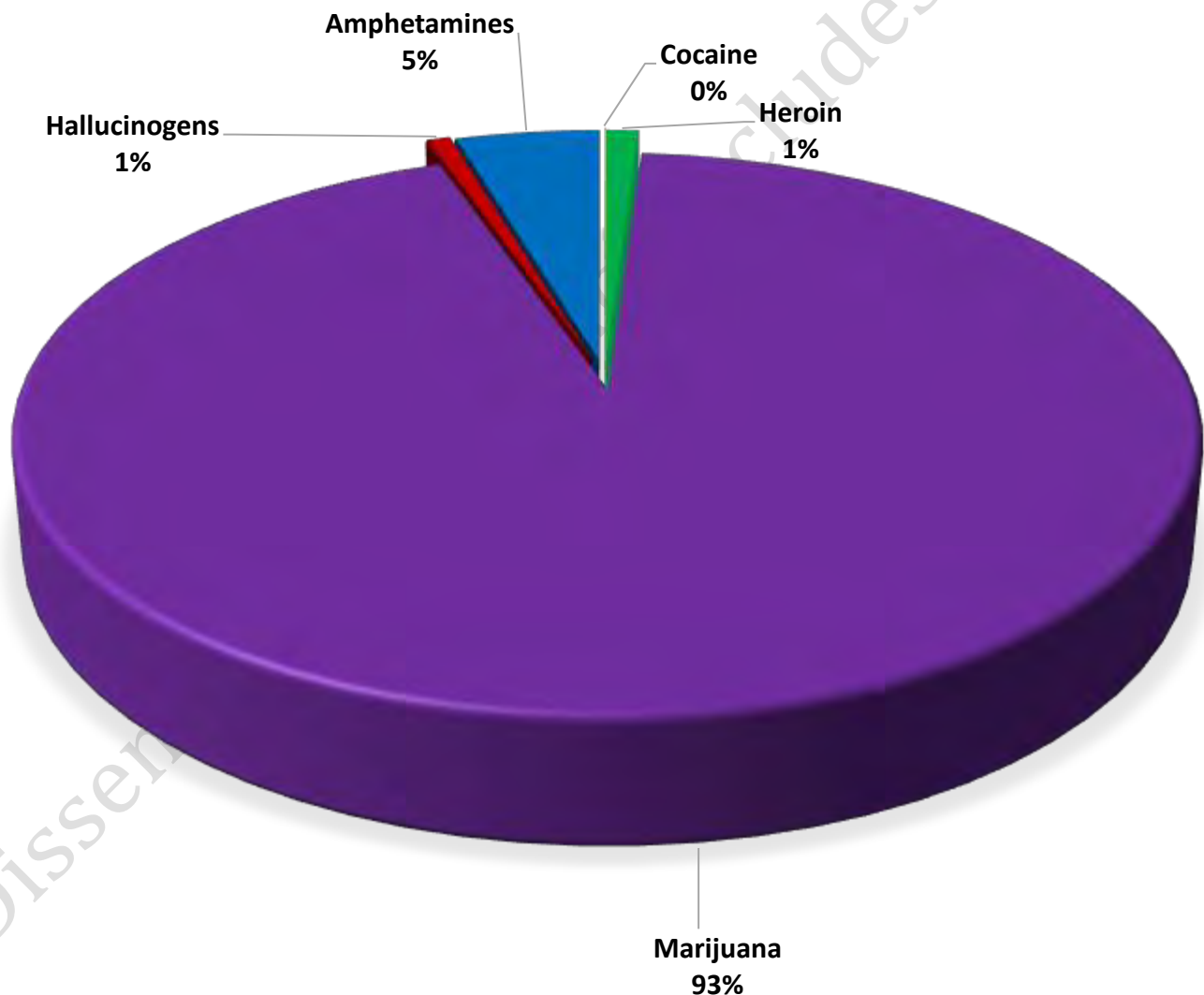
Combined Offense/Event Trends

	OCT 2019	OCT 2020
Part I Offenses	115	128
Part II Offenses	201	167
NonUCR Offenses	170	135
Reports Generated	393	375
Street Checks	81	90
Traffic Citations	89	24
Misdemeanor Citations	4	4
Jail Bookings	9	13

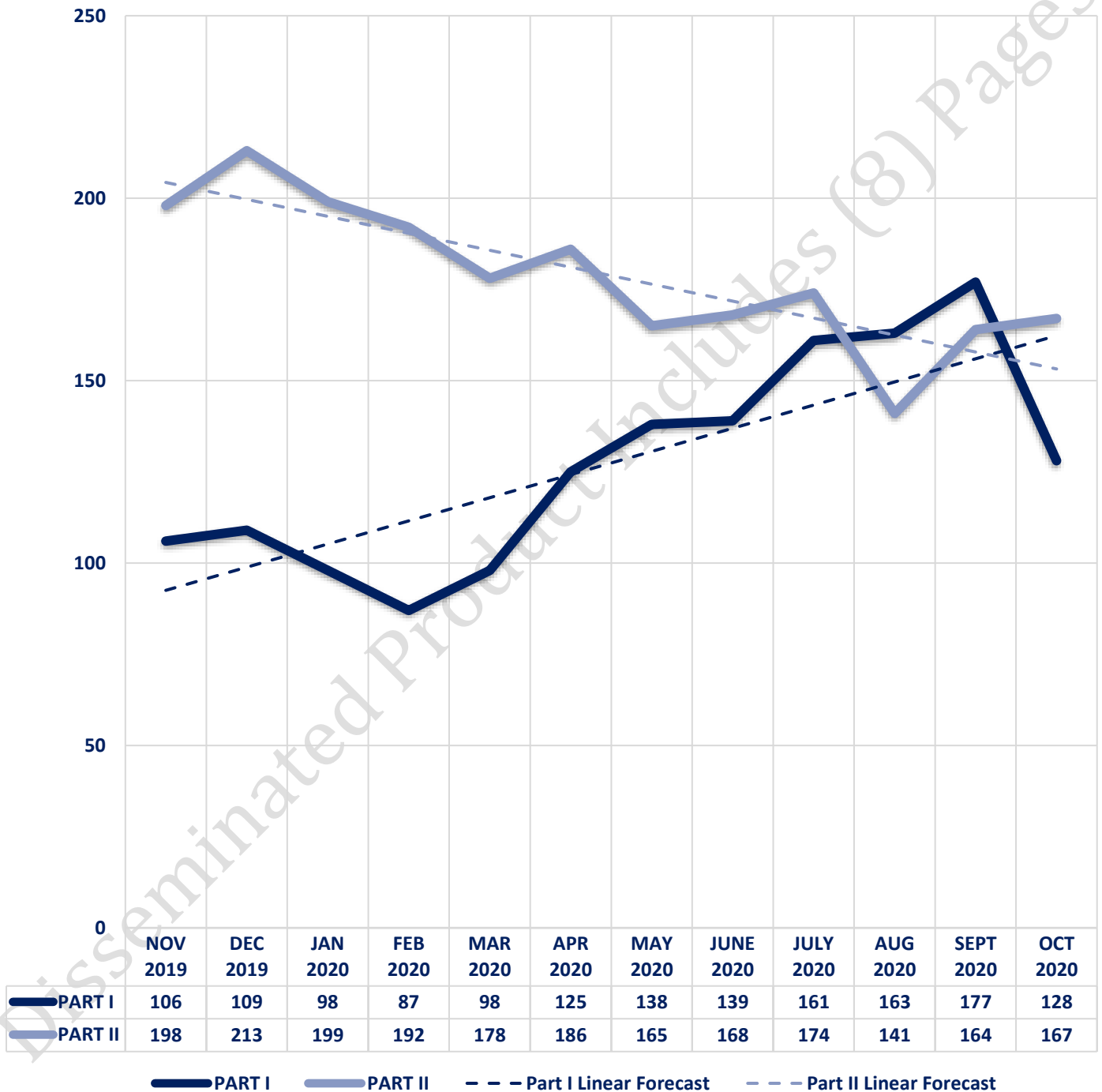


Seized Drugs

TYPE	DOSES	STREET VALUE
Cocaine	1.0	\$ 10.00
Heroin	31.0	\$ 310.00
Marijuana	2806.3	\$ 16,838.05
Hallucinogens	22.0	\$ 44.09
Amphetamines	138.0	\$ 1,380.00
TOTAL	2998.4	\$ 18,582.14



Part I & II Offenses - One Year





CITY COUNCIL DISTRICT #3

MONTHLY OFFENSE SUMMARY

November 2020

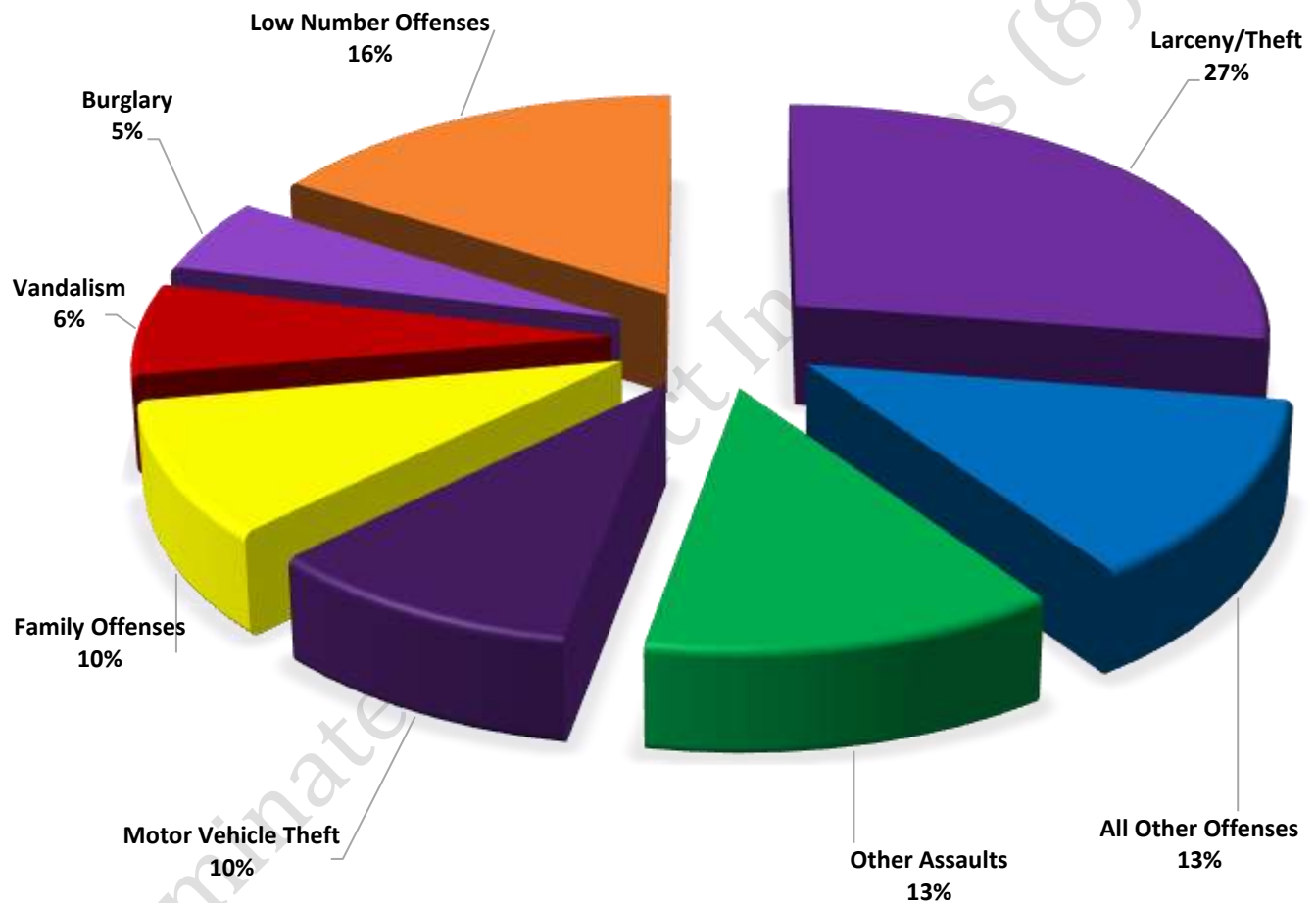
These figures represent preliminary counts of original Police Incident Reports and include all offenses within the above listed City Council District only. Full statistical analysis to determine the confidence level of this data has not been performed. The results contained herein are **approximate in relation to the listed area and may not fully coincide with data shown in other areas of SLCPD's Crime Statistics** page such as Calls for Service, Crimes Trending, and Crime Reports due to and reflective of departmental procedures that were in place at the time the event occurred and the date this data was compiled. Results displayed are not distinguished as attempted or completed crimes, do not include other calls for police service, and only represent police service where a report was made. Police Incident Reports are classified by primary offense categories as defined by the Uniform Crime Reporting (UCR) system, however for this report all offenses are included, and each incident may have more than one offense listed on it. In cases where there is more than one offense listed, all offenses are counted individually. Although every reasonable verification effort is made, the accuracy of any data is subject to the constraints of the report generation process as well as the manner, format, and point in time of any query.

PART I OFFENSES:	Chosen by the FBI as Part I Offenses because they are serious crimes that occur with regularity in all areas of the country and are likely to be reported to Police.
PART II OFFENSES:	All other crimes other than the eight Part I Offenses. The Uniform Crime Reporting Program gathers only arrest data for Part II Offenses, however, SLCPD results displayed in this document display all Part II Offenses, regardless of the presence of arrest data.
ALL OTHER OFFENSES:	Under the Part II Offense section, 'All Other Offenses' include Peeping Tom, Trespass, Kidnap/Abduction, Pornography, Extortion/Blackmail, Bribery, Warrants, Sexual Offenses, Obstruction, Public Peace, and Hit & Run.
NON-UCR OFFENSES:	Non-UCR Offenses include reports for all other offenses not classified as a Part I or Part II Offense. Results displayed separate some of these offenses such as Ambulance Calls, Deaths, Missing Persons, Suicides, Suspicious Activity, and Traffic Accidents.
ALL OTHER NON-UCR:	Under the Non-UCR category, 'All Other' include the remainder of offenses not classified as Part I or Part II and not separated from the Non-UCR Offenses. These include things such as Loud Parties, Barking Dogs, Mentally Ill Subjects, Citizen Assistance, etc.
LOW NUMBER OFFENSES:	On page two, in the interest of space and allowing for easier viewing, the category titled 'Low Number Offenses' include Part I and Part II Offenses from page one that have totals under the amount of 9.

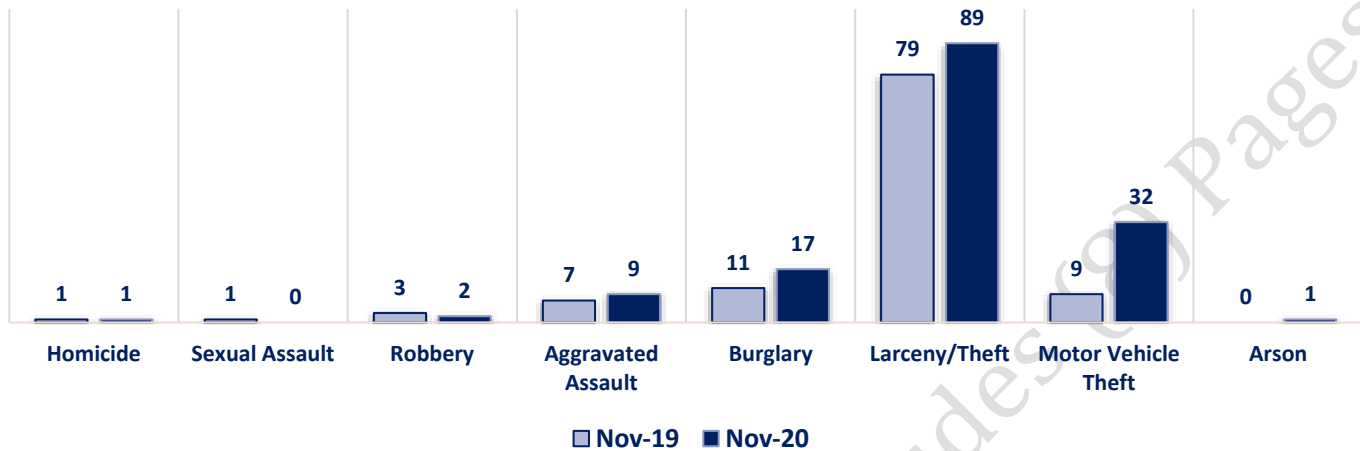
Offenses

PART I OFFENSES VIOLENT PROPERTY		OFFENSE		NOV 19	NOV 20	OFFENSE		NOV 19	NOV 20	PART II OFFENSES
		Homicide		1	1	Other Assaults		31	41	
		Sexual Assault		1	0	Forgery/Counterfeit		1	2	
		Robbery		3	2	Fraud		7	9	
		Aggravated Assault		7	9	Embezzlement		0	0	
		Burglary		11	17	Stolen Property		3	2	
		Larceny/Theft		79	89	Vandalism		28	21	
		Motor Vehicle Theft		9	32	Weapons		5	4	
		Arson		0	1	Prostitution		1	1	
		PART I TOTALS		111	151	Sex Offenses		1	1	
NON-UCR OFFENSES		Ambulance Calls		13	12	Drug Abuse		19	6	
		Deaths		2	3	Gambling		0	0	
		Missing Persons		1	2	Family Offenses		19	31	
		Suicides		2	0	DUI		8	0	
		Suspicious Activity		11	11	Liquor Laws		0	0	
		Traffic Accidents		44	20	Drunkenness		10	4	
		All Other		106	91	Disorderly Conduct		9	9	
NON-UCR TOTALS		179	139	All Other Offenses		60	42			
PART I OFFENSES		111	151	Curfew/Loitering		0	0			
PART II OFFENSES		202	174	Runaway		0	1			
NON-UCR OFFENSES		179	139	PART II TOTALS		202	174			
TOTAL		492	464							

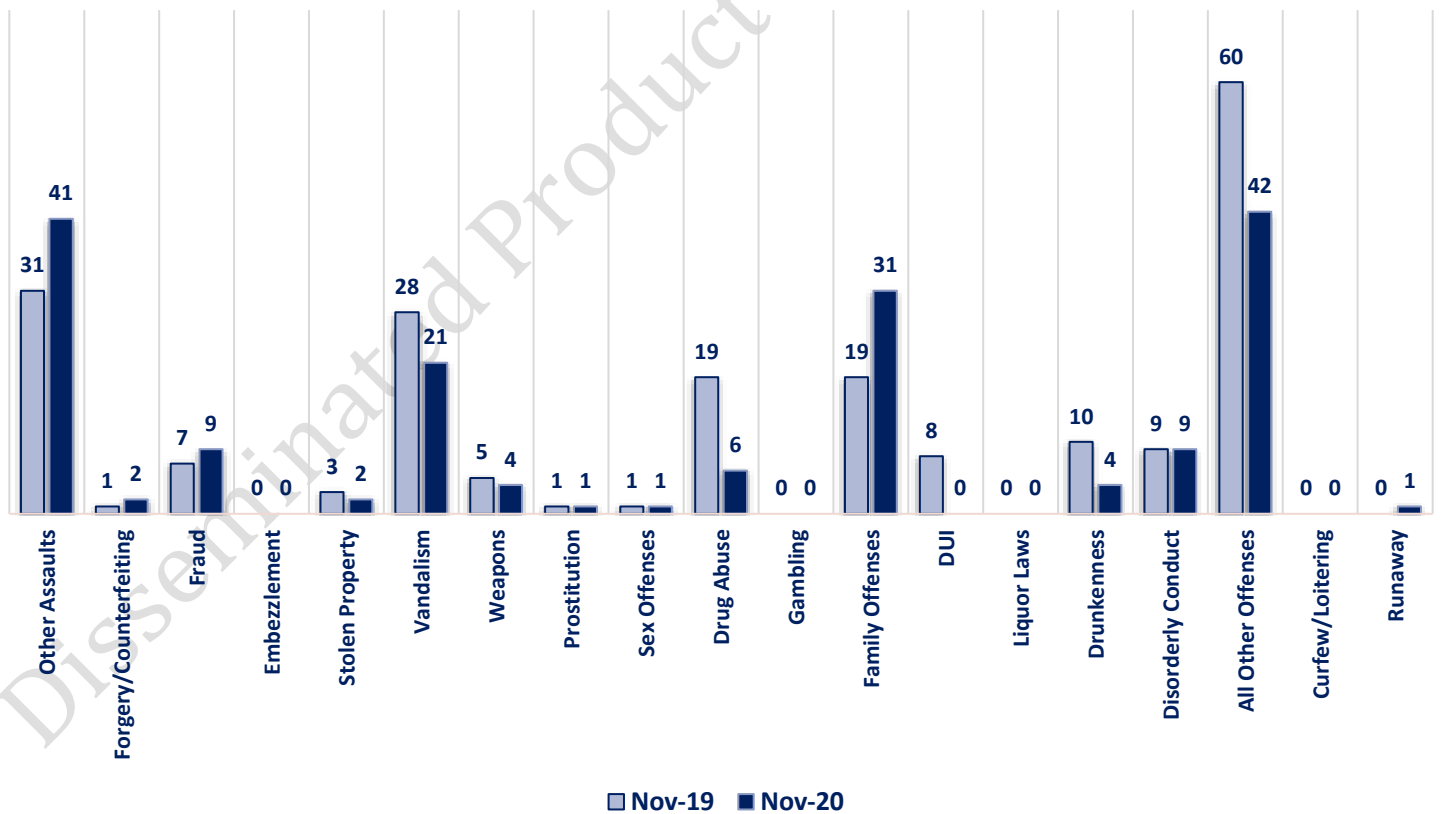
NOVEMBER 2020- PART I & II OFFENSE PERCENTAGES



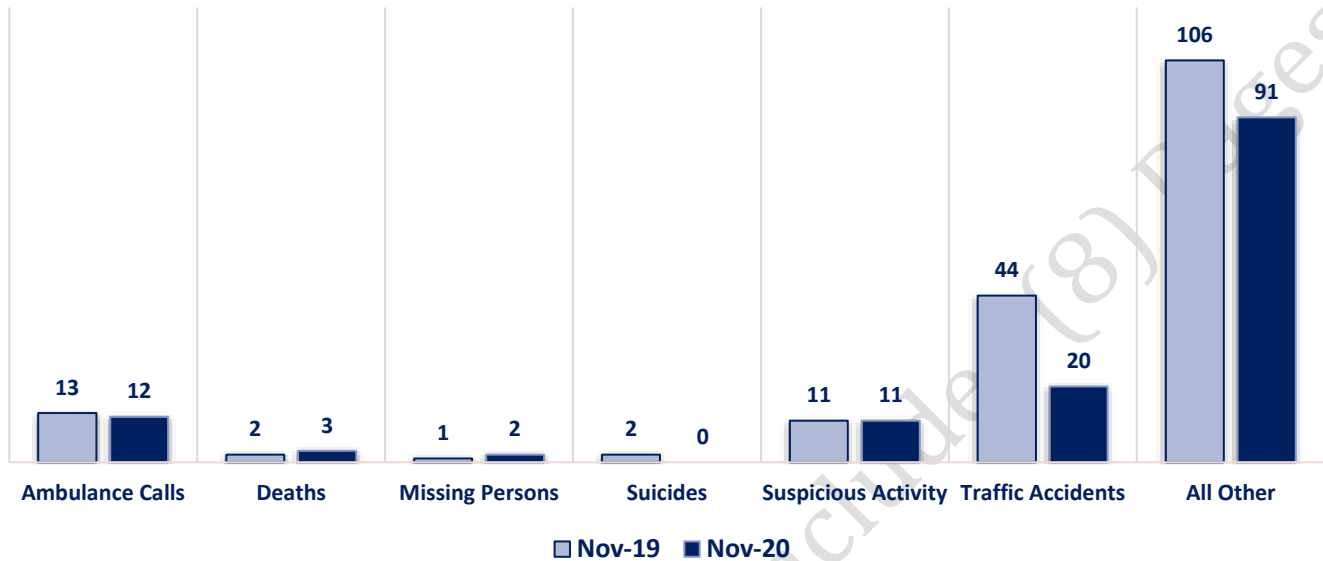
Part I Offenses



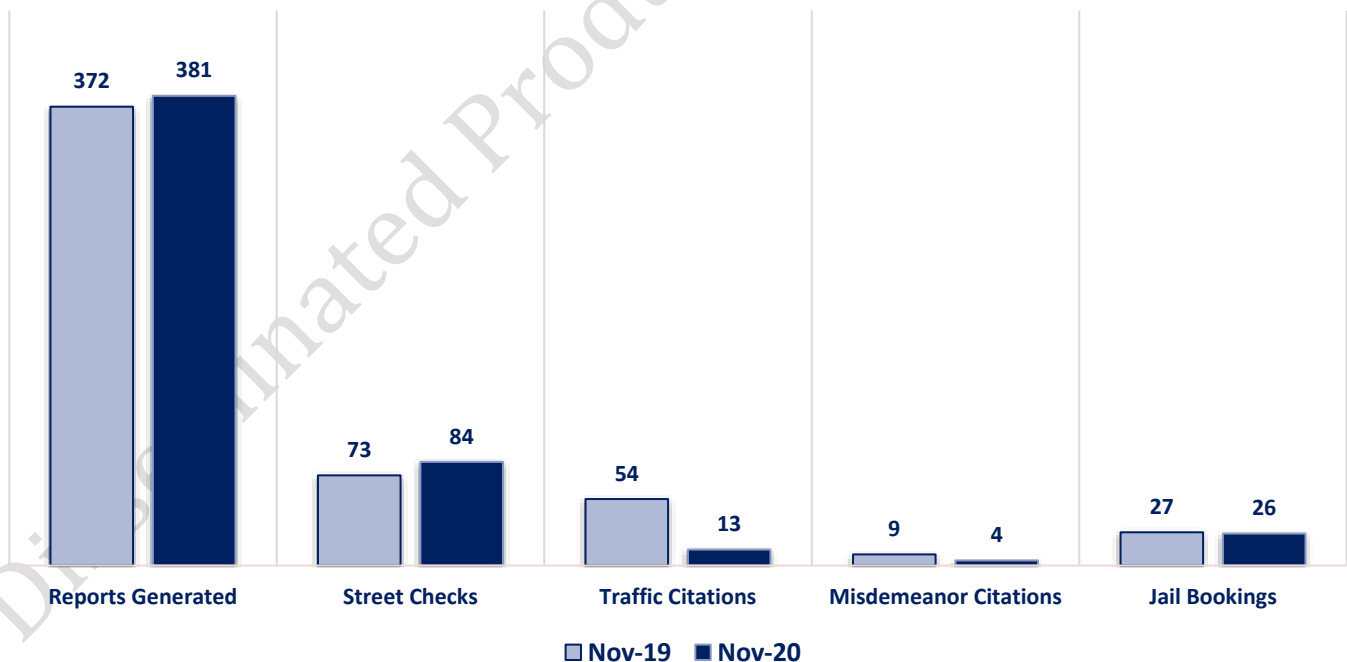
Part II Offenses



Non-UCR Offenses

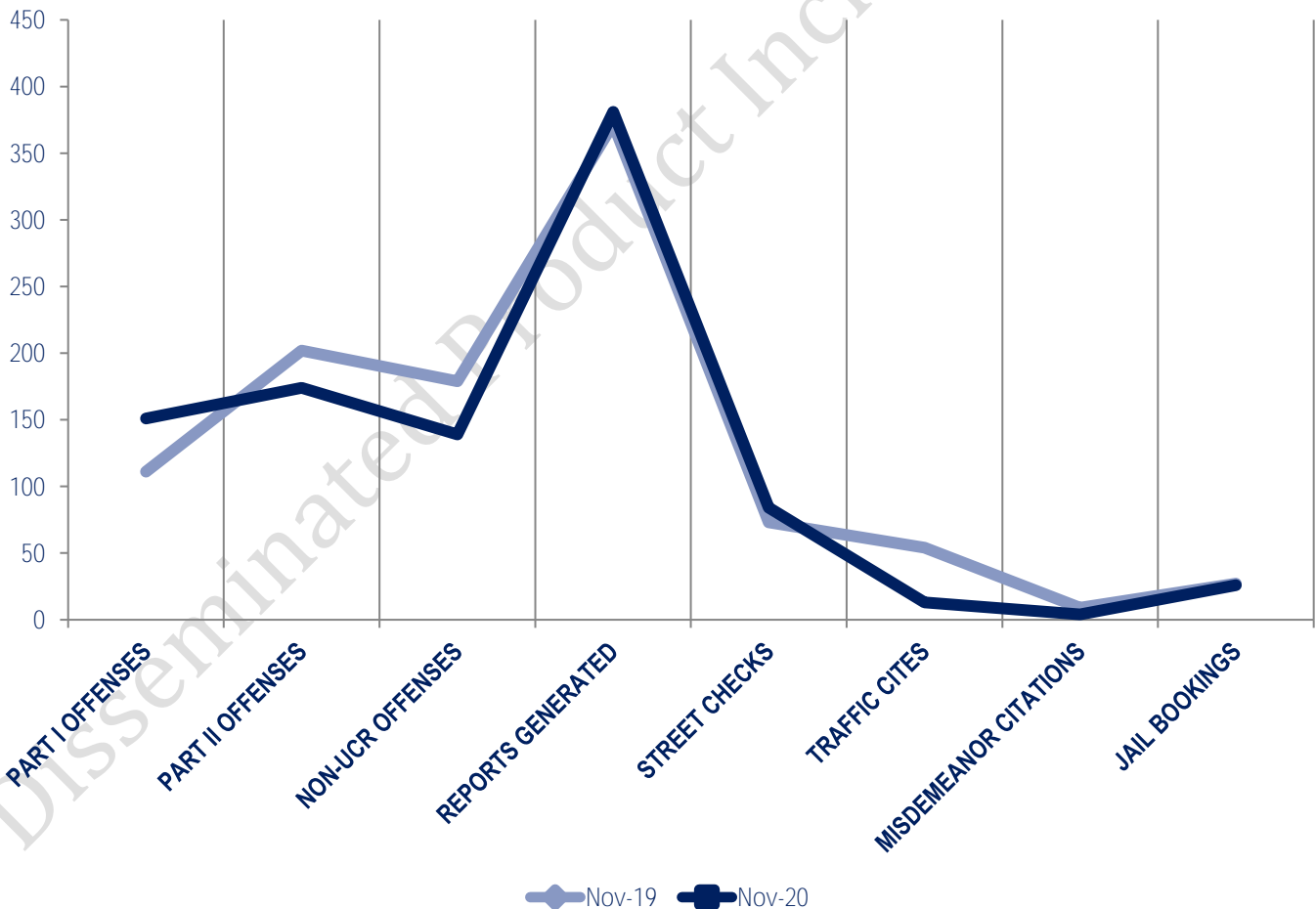


Other Event Totals



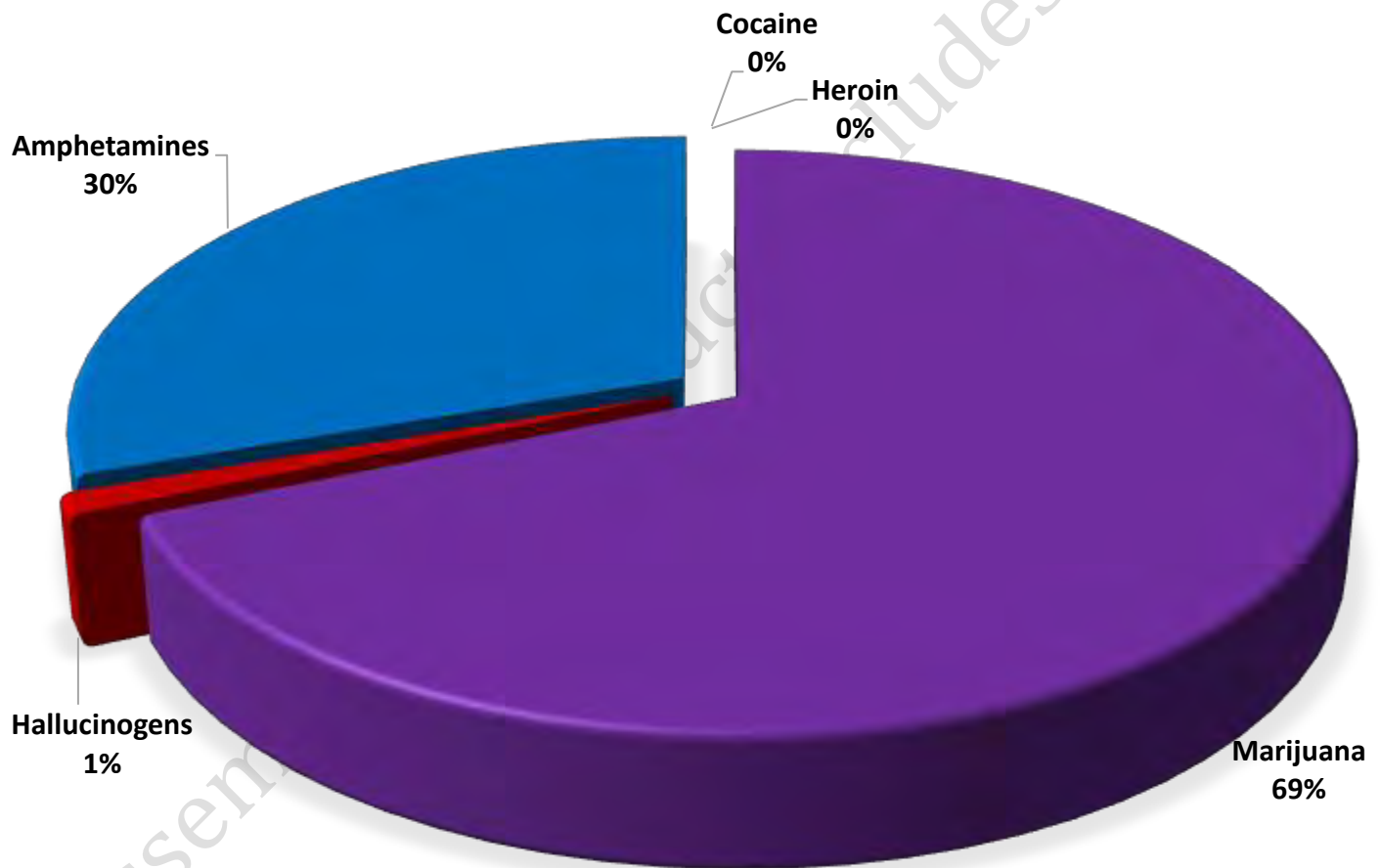
Combined Offense/Event Trends

	NOV 2019	NOV 2020
Part I Offenses	111	151
Part II Offenses	202	174
NonUCR Offenses	179	139
Reports Generated	372	381
Street Checks	73	84
Traffic Citations	54	13
Misdemeanor Citations	9	4
Jail Bookings	27	26

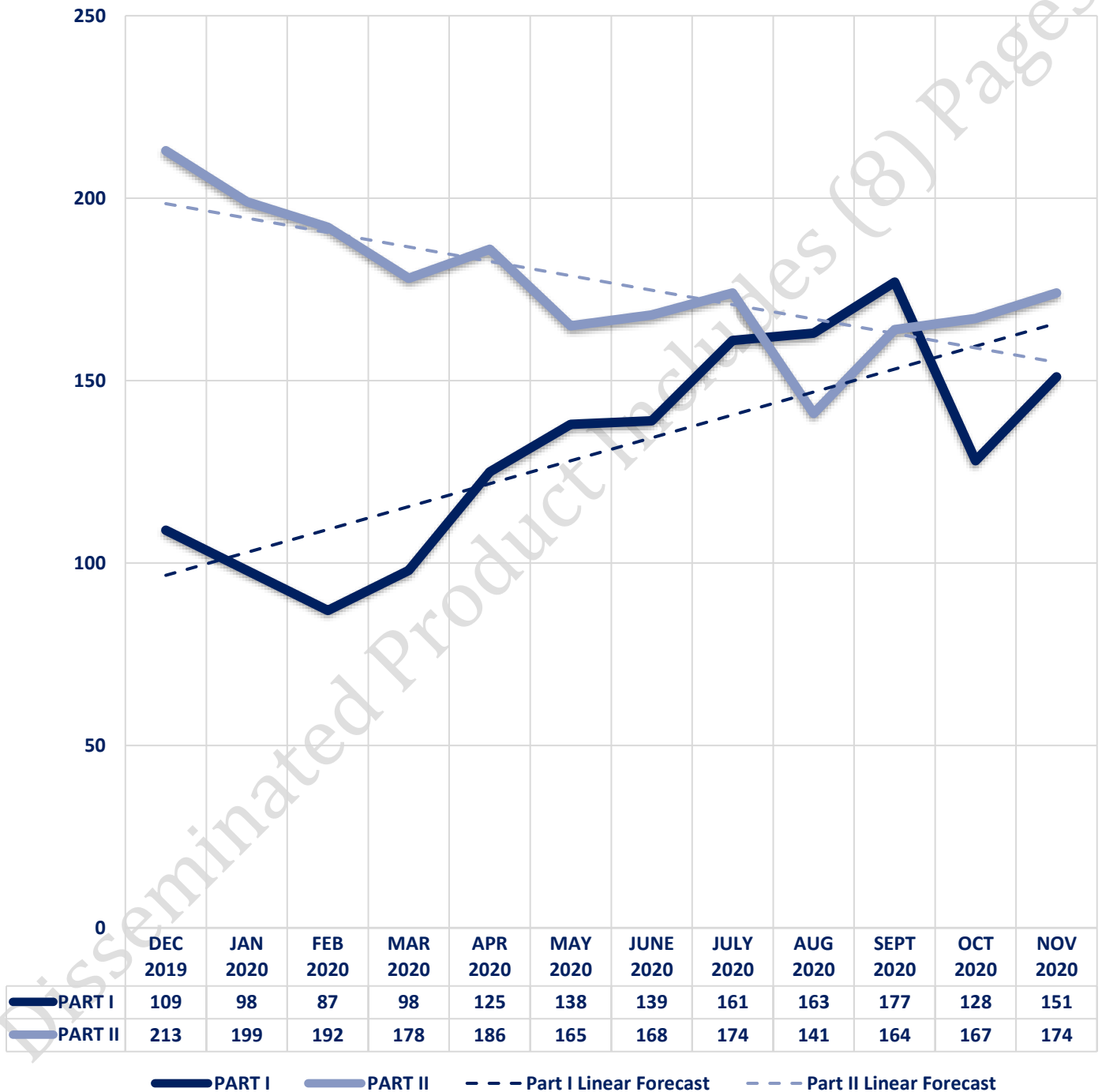


Seized Drugs

TYPE	DOSES	STREET VALUE
Cocaine	0.0	\$ -
Heroin	0.0	\$ -
Marijuana	104.1	\$ 624.35
Hallucinogens	1.8	\$ 3.53
Amphetamines	46.0	\$ 460.00
TOTAL	151.8	\$ 1,087.88



Part I & II Offenses - One Year





CITY COUNCIL DISTRICT #3 MONTHLY OFFENSE SUMMARY

December 2020

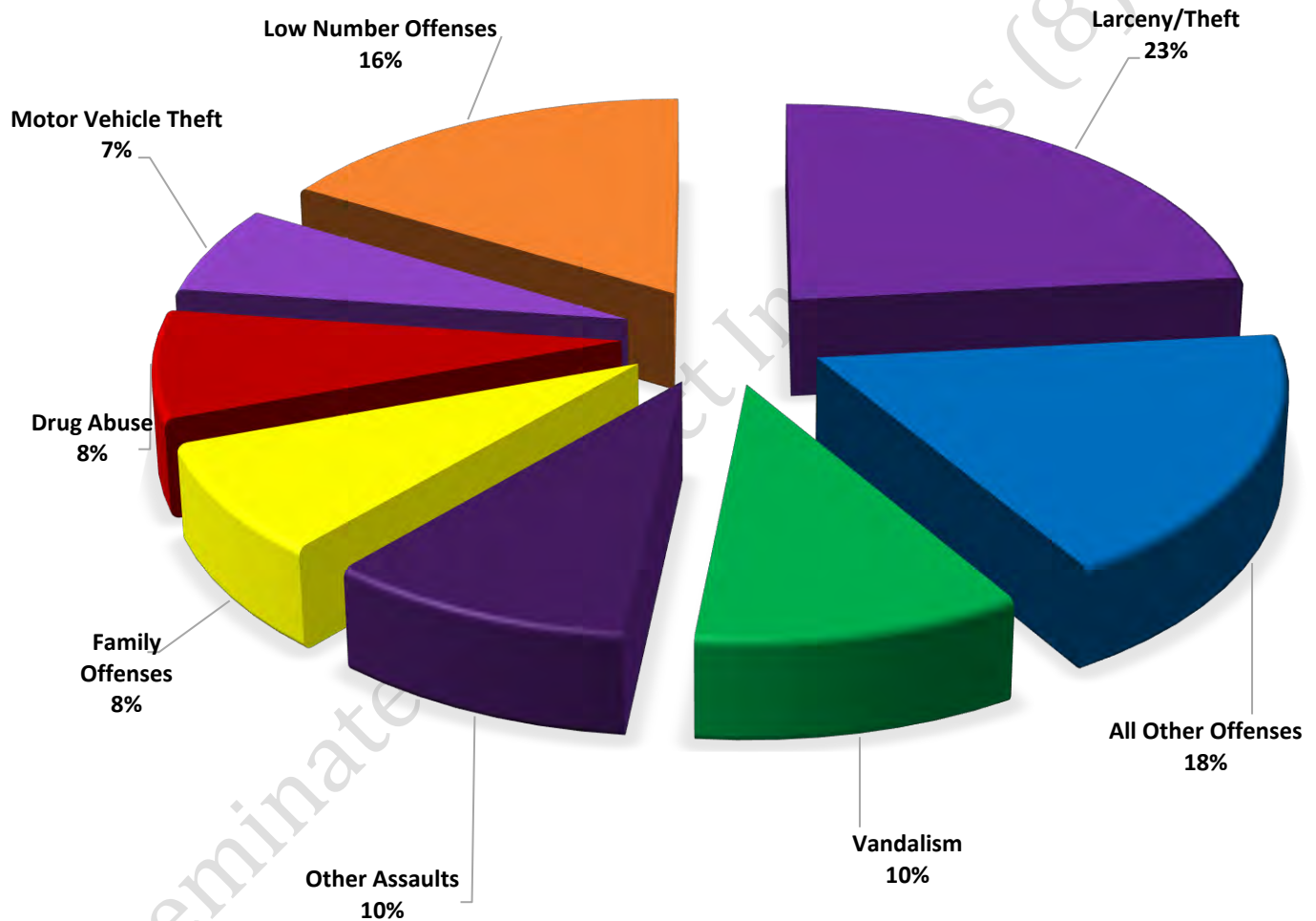
These figures represent preliminary counts of original Police Incident Reports and include all offenses within the above listed City Council District only. Full statistical analysis to determine the confidence level of this data has not been performed. The results contained herein are **approximate in relation to the listed area and may not fully coincide with data shown in other areas of SLCPD's Crime Statistics** page such as Calls for Service, Crimes Trending, and Crime Reports due to and reflective of departmental procedures that were in place at the time the event occurred and the date this data was compiled. Results displayed are not distinguished as attempted or completed crimes, do not include other calls for police service, and only represent police service where a report was made. Police Incident Reports are classified by primary offense categories as defined by the Uniform Crime Reporting (UCR) system, however for this report all offenses are included, and each incident may have more than one offense listed on it. In cases where there is more than one offense listed, all offenses are counted individually. Although every reasonable verification effort is made, the accuracy of any data is subject to the constraints of the report generation process as well as the manner, format, and point in time of any query.

PART I OFFENSES:	Chosen by the FBI as Part I Offenses because they are serious crimes that occur with regularity in all areas of the country and are likely to be reported to Police.
PART II OFFENSES:	All other crimes other than the eight Part I Offenses. The Uniform Crime Reporting Program gathers only arrest data for Part II Offenses, however, SLCPD results displayed in this document display all Part II Offenses, regardless of the presence of arrest data.
ALL OTHER OFFENSES:	Under the Part II Offense section, 'All Other Offenses' include Peeping Tom, Trespass, Kidnap/Abduction, Pornography, Extortion/Blackmail, Bribery, Warrants, Sexual Offenses, Obstruction, Public Peace, and Hit & Run.
NON-UCR OFFENSES:	Non-UCR Offenses include reports for all other offenses not classified as a Part I or Part II Offense. Results displayed separate some of these offenses such as Ambulance Calls, Deaths, Missing Persons, Suicides, Suspicious Activity, and Traffic Accidents.
ALL OTHER NON-UCR:	Under the Non-UCR category, 'All Other' include the remainder of offenses not classified as Part I or Part II and not separated from the Non-UCR Offenses. These include things such as Loud Parties, Barking Dogs, Mentally Ill Subjects, Citizen Assistance, etc.
LOW NUMBER OFFENSES:	On page two, in the interest of space and allowing for easier viewing, the category titled 'Low Number Offenses' include Part I and Part II Offenses from page one that have totals under the amount of 13.

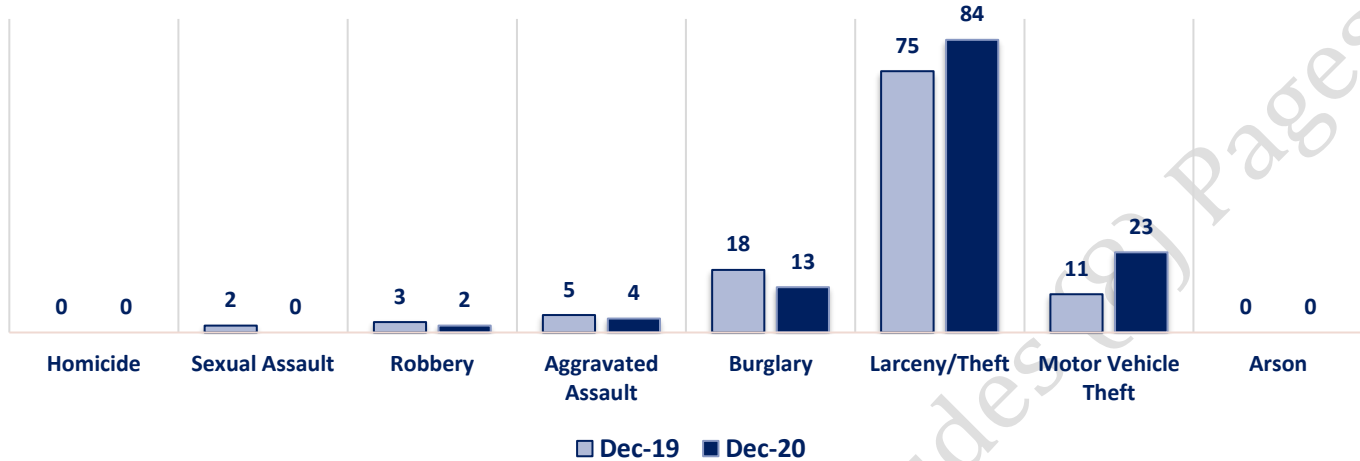
Offenses

PART I OFFENSES		OFFENSE		DEC 19	DEC 20	PART II OFFENSES			
		VIOLENT							
		Homicide		0	0				
		Sexual Assault		2	0				
		Robbery		3	2				
		Aggravated Assault		5	4				
		Burglary		18	13				
		Larceny/Theft		75	84				
		Motor Vehicle Theft		11	23				
		Arson		0	0				
PART I TOTALS		114	126	PROPERTY					
NON-UCR OFFENSES		Ambulance Calls		10	8	Drug Abuse		20	28
		Deaths		5	5	Gambling		0	0
		Missing Persons		1	5	Family Offenses		20	29
		Suicides		0	1	DUI		3	6
		Suspicious Activity		16	15	Liquor Laws		2	2
		Traffic Accidents		36	31	Drunkenness		4	5
		All Other		111	88	Disorderly Conduct		7	4
		NON-UCR TOTALS		179	153	All Other Offenses		54	65
PART I OFFENSES		114	126	Curfew/Loitering		0	0		
PART II OFFENSES		222	234	Runaway		1	2		
NON-UCR OFFENSES		179	153	PART II TOTALS		222	234		
TOTAL		515	513						

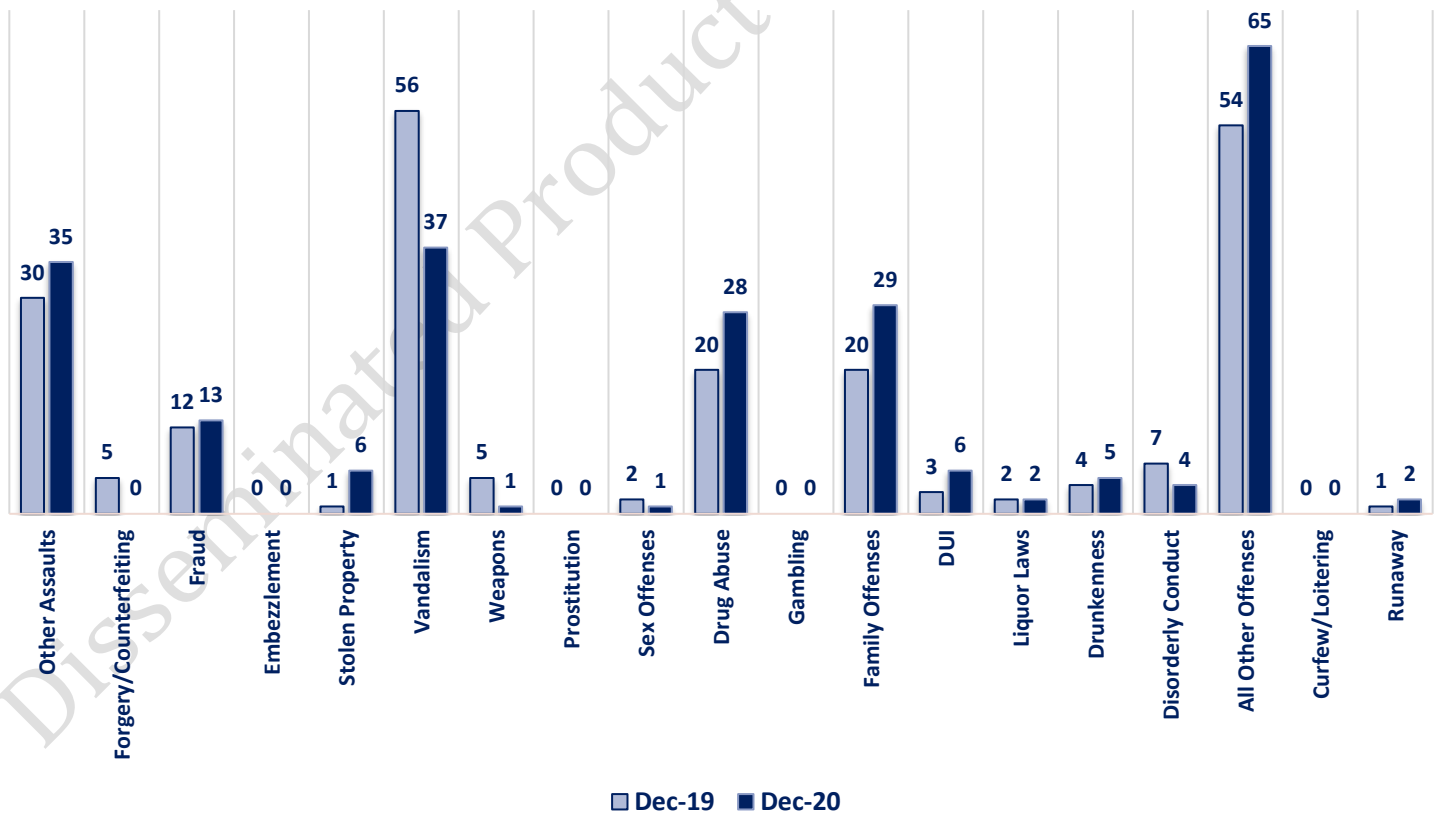
DECEMBER 2020- PART I & II OFFENSE PERCENTAGES



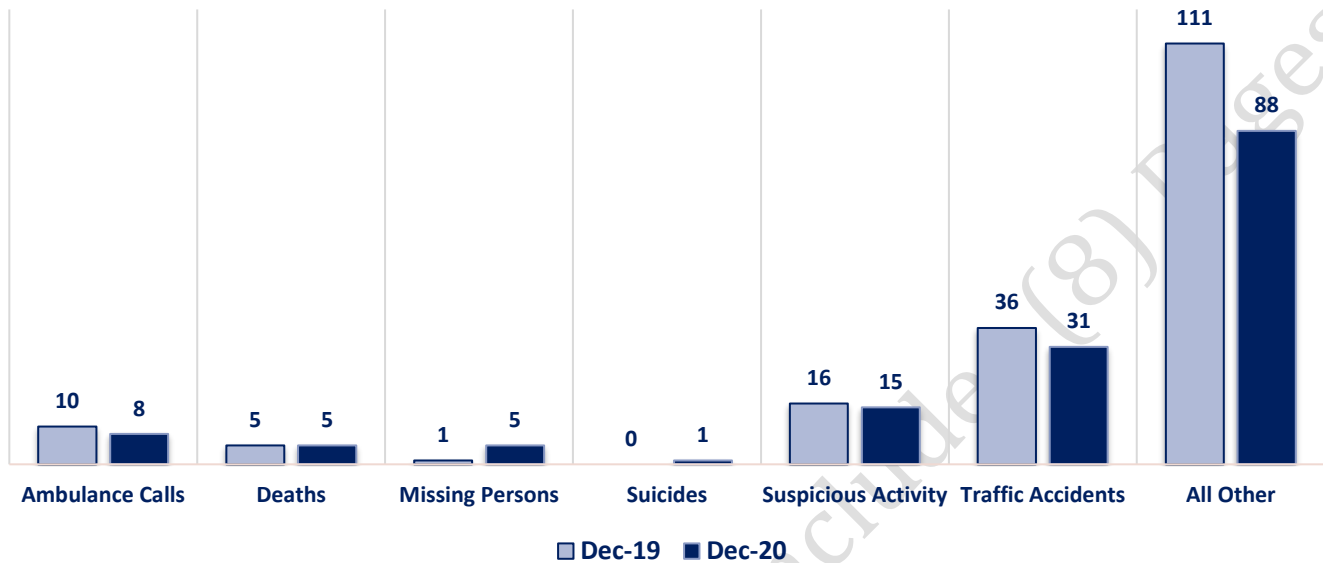
Part I Offenses



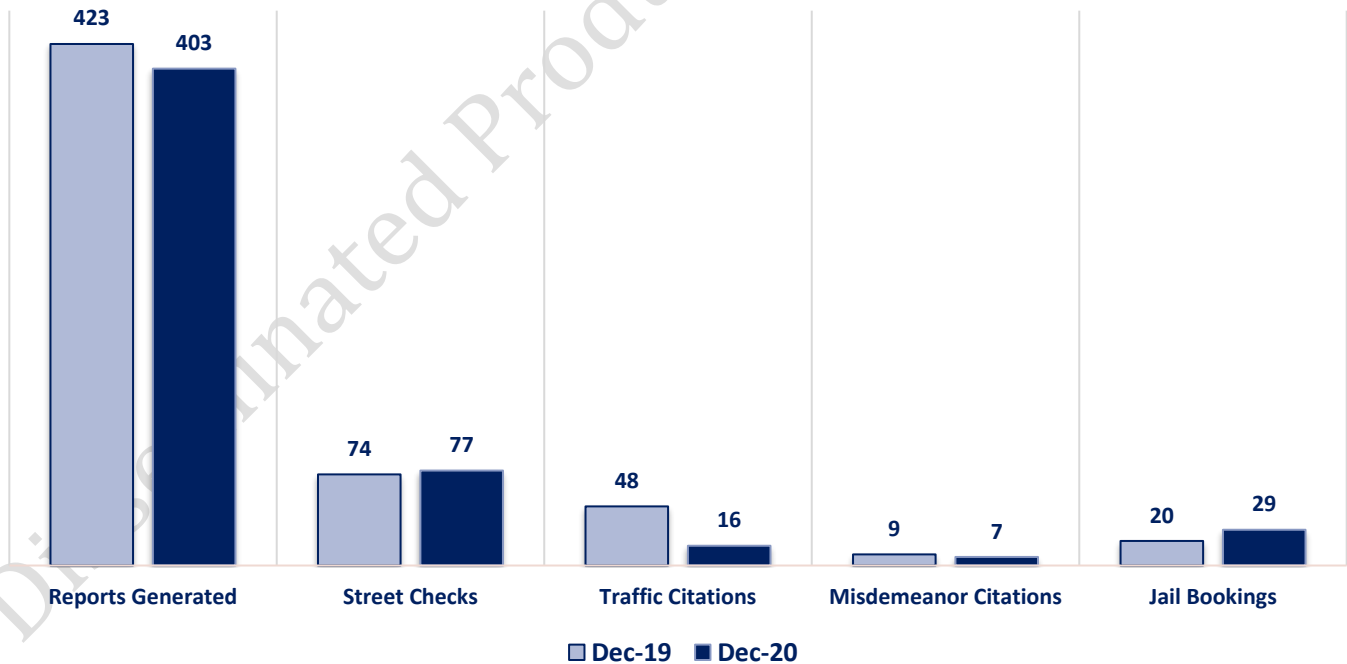
Part II Offenses



Non-UCR Offenses

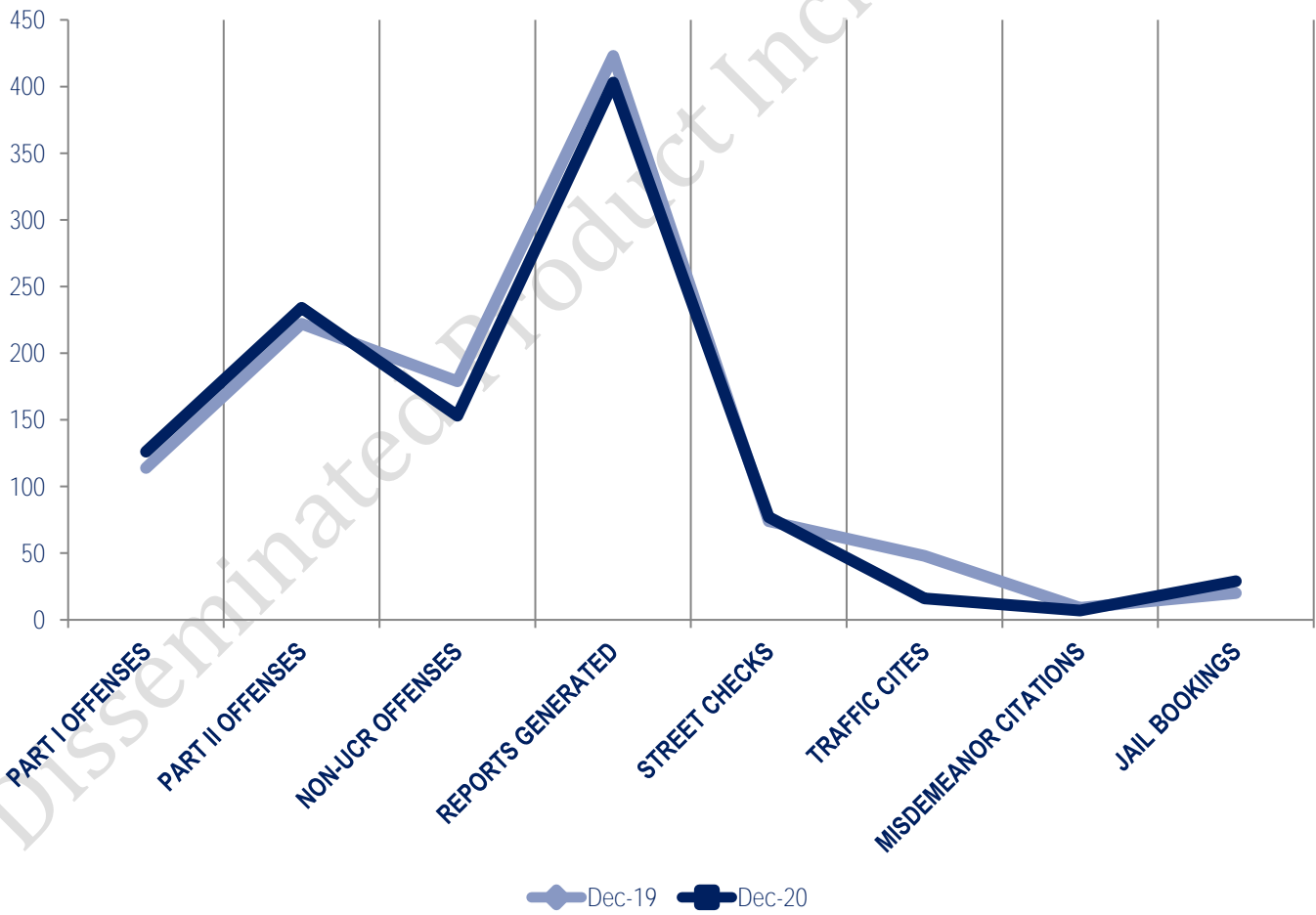


Other Event Totals



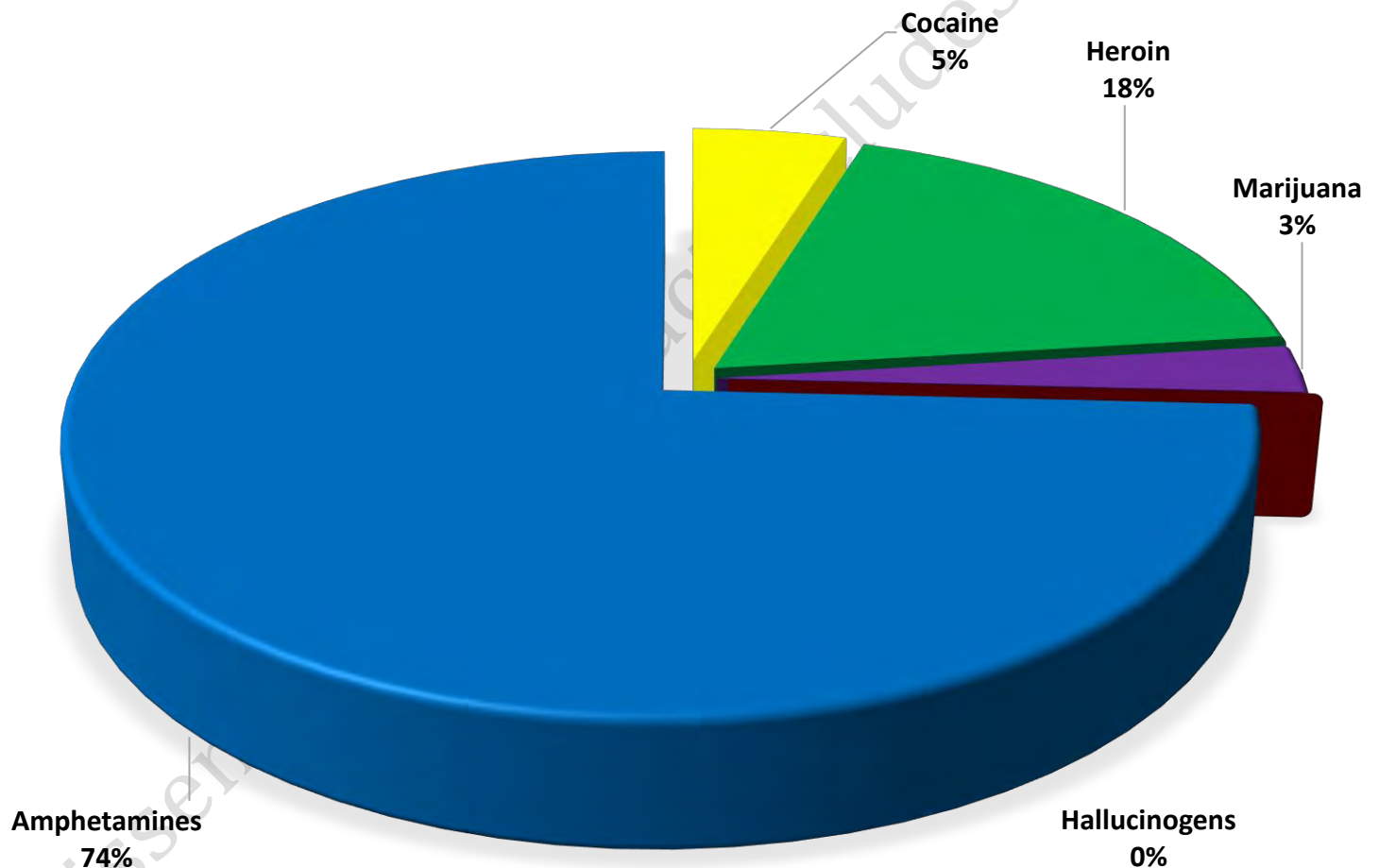
Combined Offense/Event Trends

	DEC 2019	DEC 2020
Part I Offenses	114	126
Part II Offenses	222	234
NonUCR Offenses	179	153
Reports Generated	423	403
Street Checks	74	77
Traffic Citations	48	16
Misdemeanor Citations	9	7
Jail Bookings	20	29



Seized Drugs

TYPE	DOSES	STREET VALUE
Cocaine	35.0	\$ 350.00
Heroin	131.0	\$ 1,310.00
Marijuana	19.8	\$ 118.52
Hallucinogens	0.0	\$ -
Amphetamines	534.0	\$ 5,340.00
TOTAL	719.8	\$ 7,118.52



Part I & II Offenses - One Year

