



CITY COUNCIL DISTRICT #4 MONTHLY OFFENSE SUMMARY

JANUARY 2020

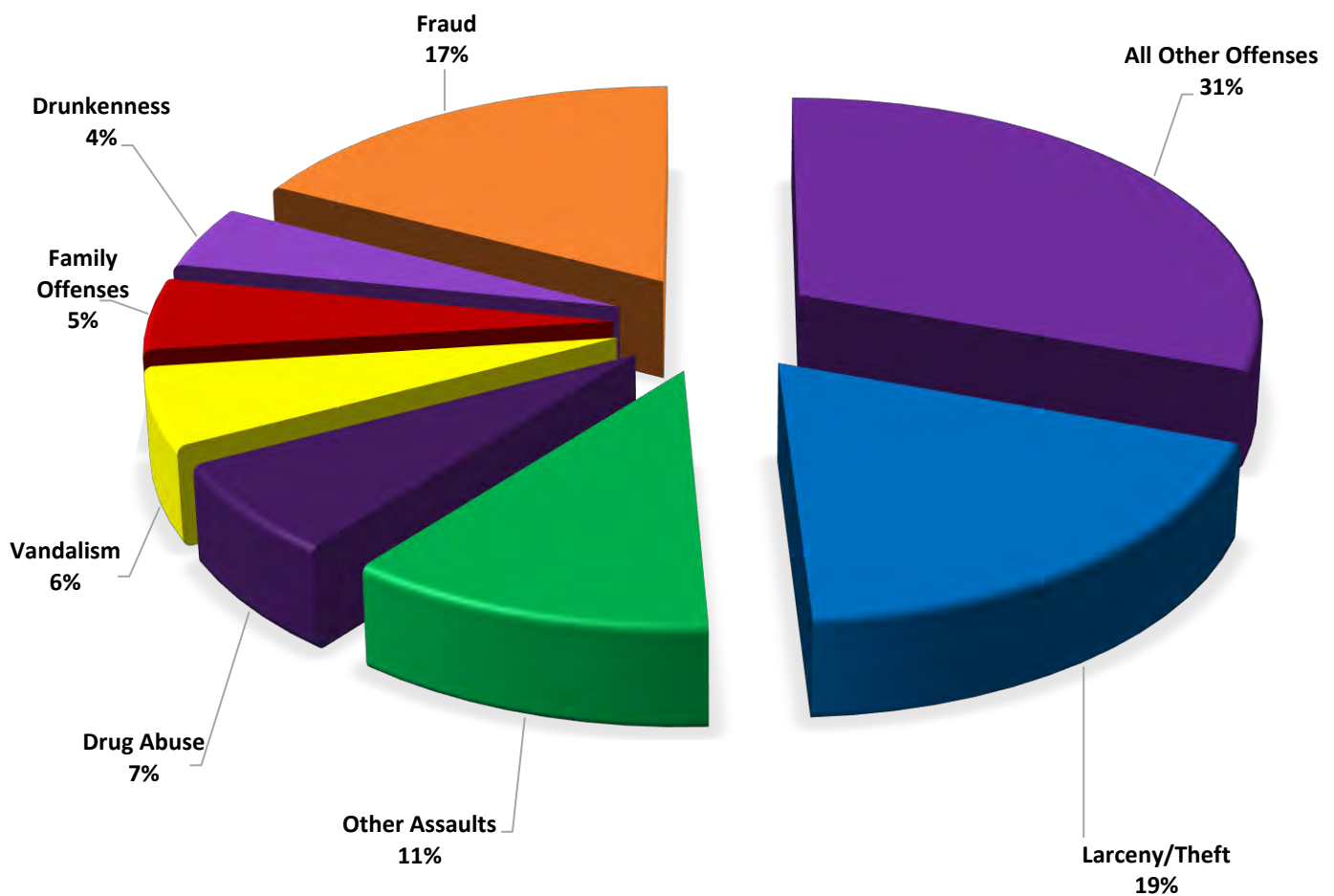
These figures represent preliminary counts of original Police Incident Reports and include all offenses within the above listed City Council District only. Full statistical analysis to determine the confidence level of this data has not been performed. The results contained herein are **approximate in relation to the listed area and may not fully coincide with data shown in other areas of SLCPD's Crime Statistics** page such as Calls for Service, Crimes Trending, and Crime Reports due to and reflective of departmental procedures that were in place at the time the event occurred and the date this data was compiled. Results displayed are not distinguished as attempted or completed crimes, do not include other calls for police service, and only represent police service where a report was made. Police Incident Reports are classified by primary offense categories as defined by the Uniform Crime Reporting (UCR) system, however for this report all offenses are included, and each incident may have more than one offense listed on it. In cases where there is more than one offense listed, all offenses are counted individually. Although every reasonable verification effort is made, the accuracy of any data is subject to the constraints of the report generation process as well as the manner, format, and point in time of any query.

PART I OFFENSES:	Chosen by the FBI as Part I Offenses because they are serious crimes that occur with regularity in all areas of the country and are likely to be reported to Police.
PART II OFFENSES:	All other crimes other than the eight Part I Offenses. The Uniform Crime Reporting Program gathers only arrest data for Part II Offenses, however, SLCPD results displayed in this document display all Part II Offenses, regardless of the presence of arrest data.
ALL OTHER OFFENSES:	Under the Part II Offense section, 'All Other Offenses' include Peeping Tom, Trespass, Kidnap/Abduction, Pornography, Extortion/Blackmail, Bribery, Warrants, Sexual Offenses, Obstruction, Public Peace, and Hit & Run.
NON-UCR OFFENSES:	Non-UCR Offenses include reports for all other offenses not classified as a Part I or Part II Offense. Results displayed separate some of these offenses such as Ambulance Calls, Deaths, Missing Persons, Suicides, Suspicious Activity, and Traffic Accidents.
ALL OTHER NON-UCR:	Under the Non-UCR category, 'All Other' include the remainder of offenses not classified as Part I or Part II and not separated from the Non-UCR Offenses. These include things such as Loud Parties, Barking Dogs, Mentally Ill Subjects, Citizen Assistance, etc.
LOW NUMBER OFFENSES:	On page two, in the interest of space and allowing for easier viewing, the category titled 'Low Number Offenses' include Part I and Part II Offenses from page one that have totals under the amount of 38.

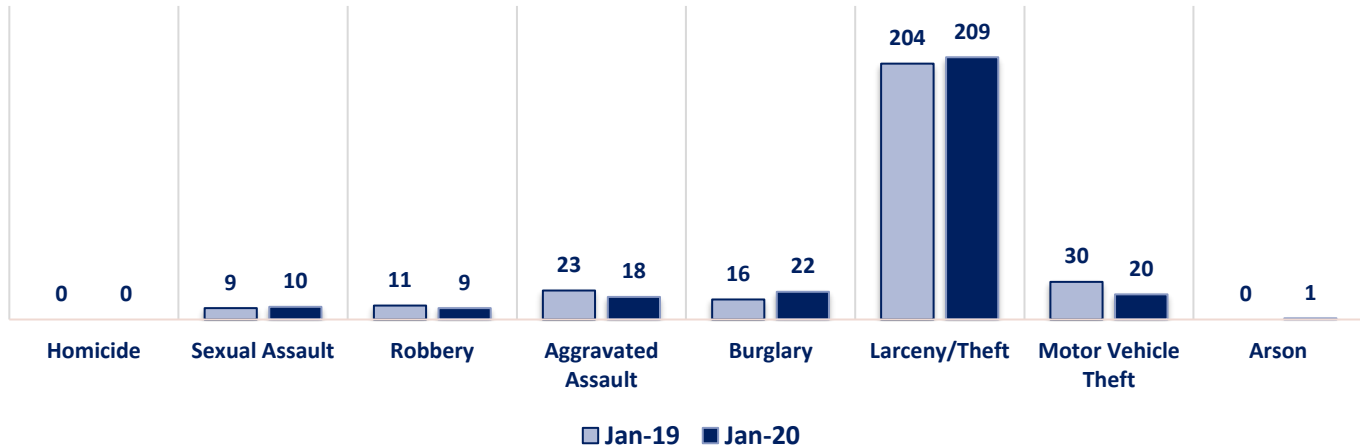
Offenses

PART I OFFENSES		OFFENSE		JAN 19	JAN 20	PART II OFFENSES			
		Homicide		0	0				
		Sexual Assault		9	10				
		Robbery		11	9				
		Aggravated Assault		23	18				
		Burglary		16	22				
		Larceny/Theft		204	209				
		Motor Vehicle Theft		30	20				
		Arson		0	1				
		PART I TOTALS		293	289				
NON-UCR OFFENSES		Ambulance Calls		92	83	Drug Abuse		109	75
		Deaths		10	10	Gambling		0	0
		Missing Persons		8	17	Family Offenses		43	58
		Suicides		2	1	DUI		17	16
		Suspicious Activity		38	26	Liquor Laws		10	8
		Traffic Accidents		149	135	Drunkenness		45	50
		All Other		323	330	Disorderly Conduct		24	25
		NON-UCR TOTALS		622	602	All Other Offenses		312	342
TOTALS		PART I OFFENSES		293	289	Curfew/Loitering		0	0
		PART II OFFENSES		771	832	Runaway		14	5
		NON-UCR OFFENSES		622	602	PART II TOTALS		771	832
		TOTAL		1686	1723				

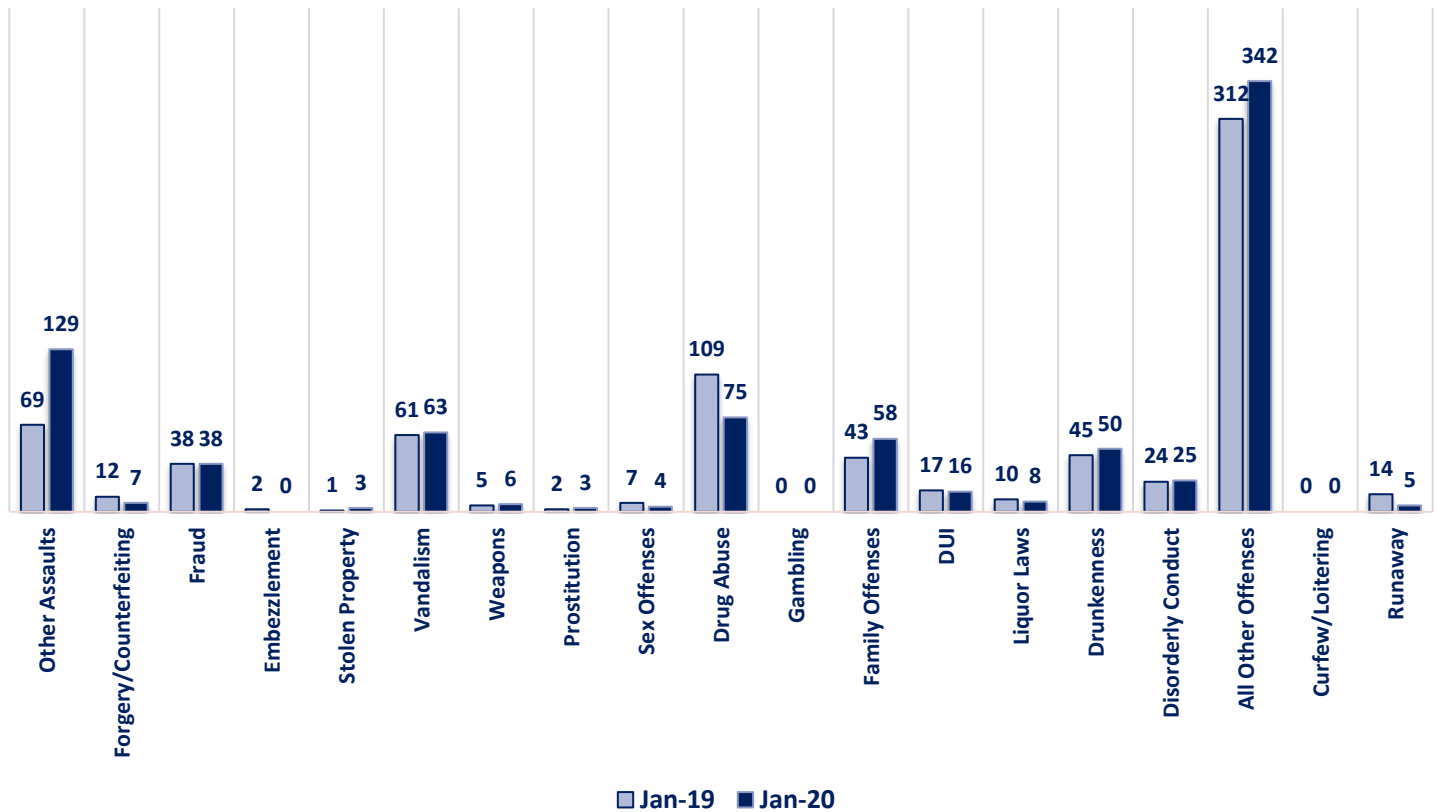
JANUARY 2020- PART I & II OFFENSE PERCENTAGES



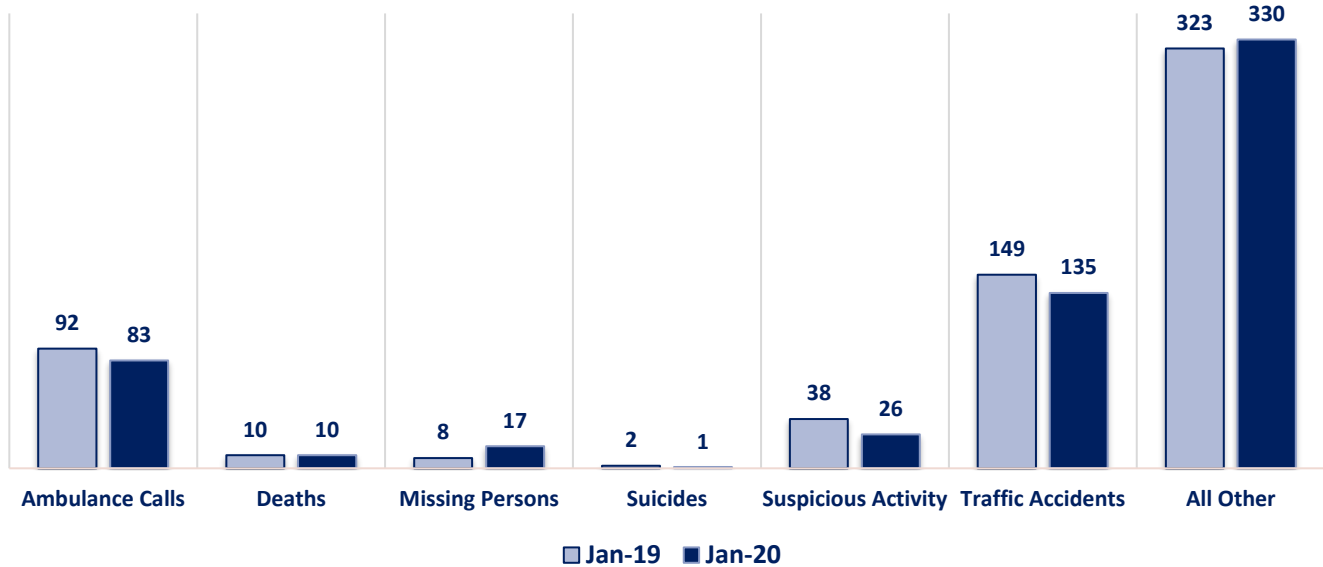
Part I Offenses



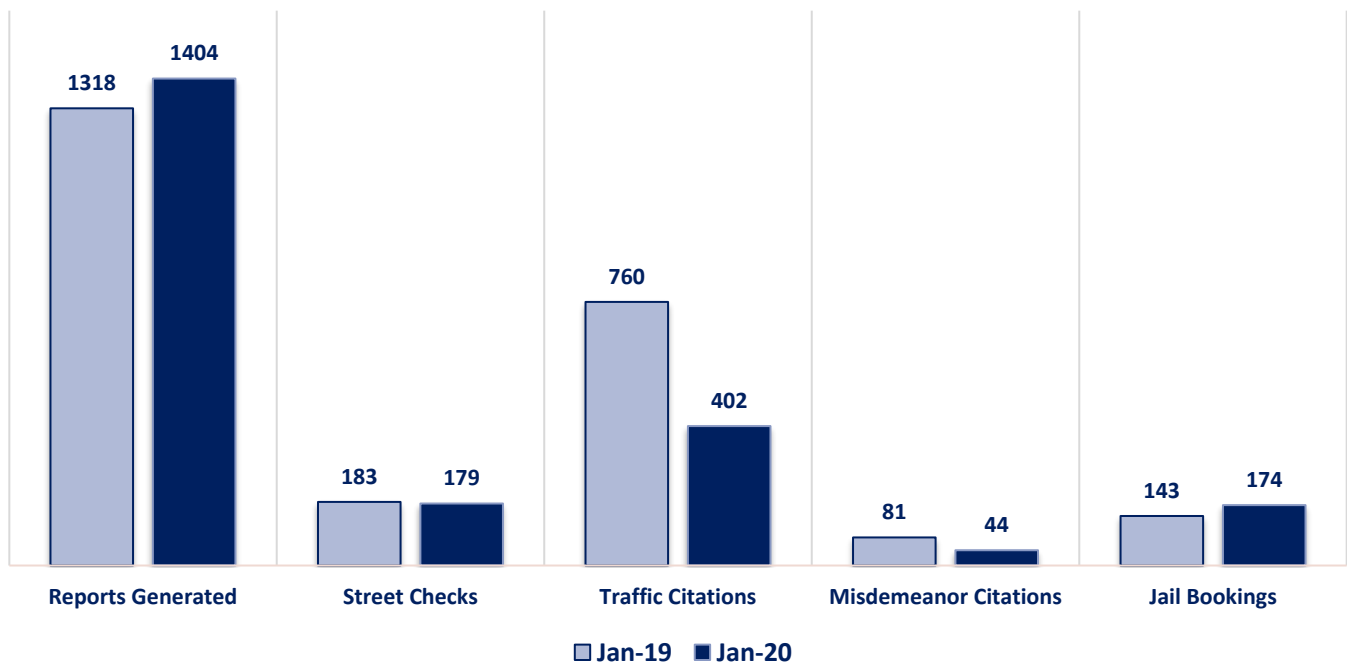
Part II Offenses



Non-UCR Offenses

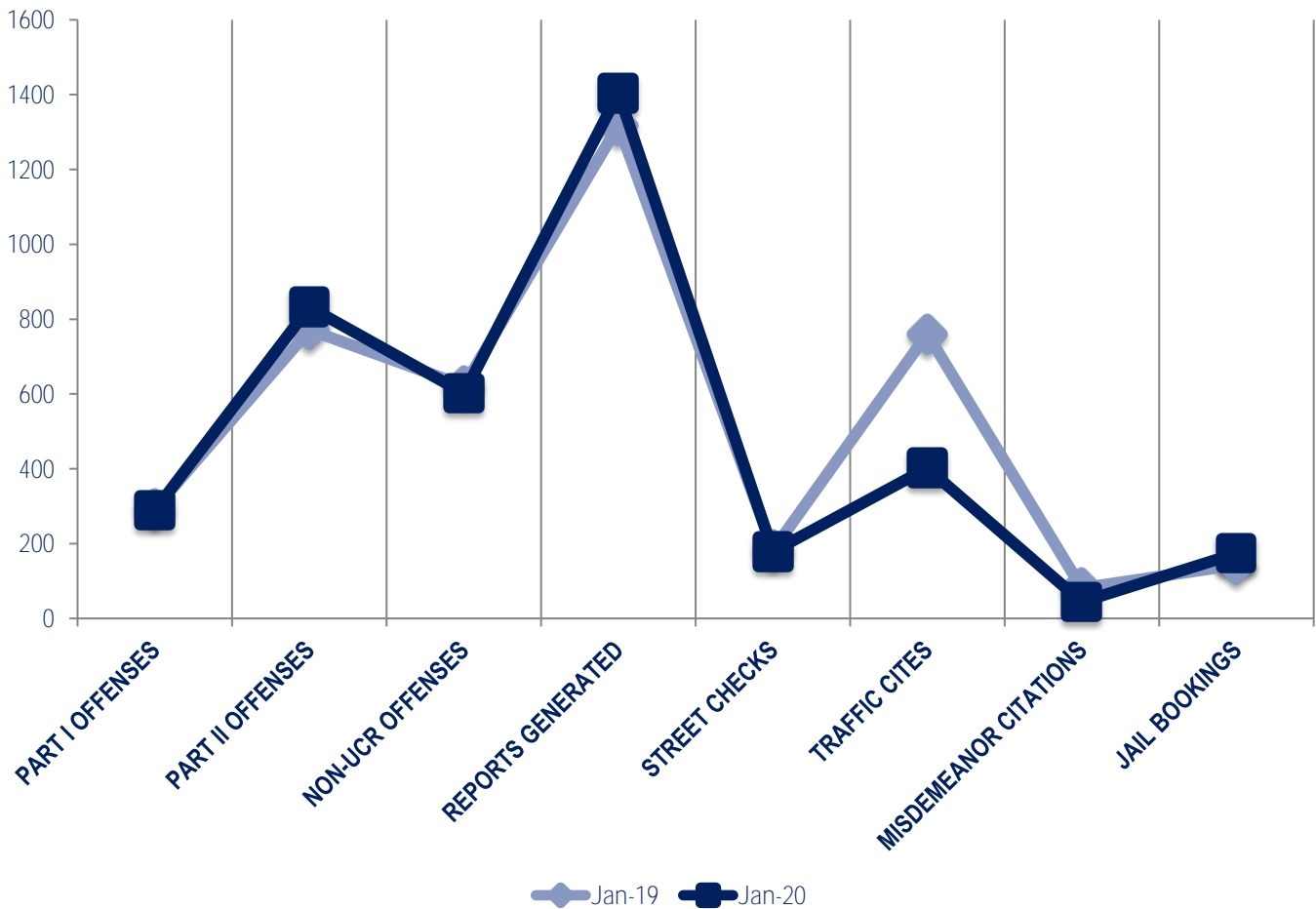


Other Event Totals



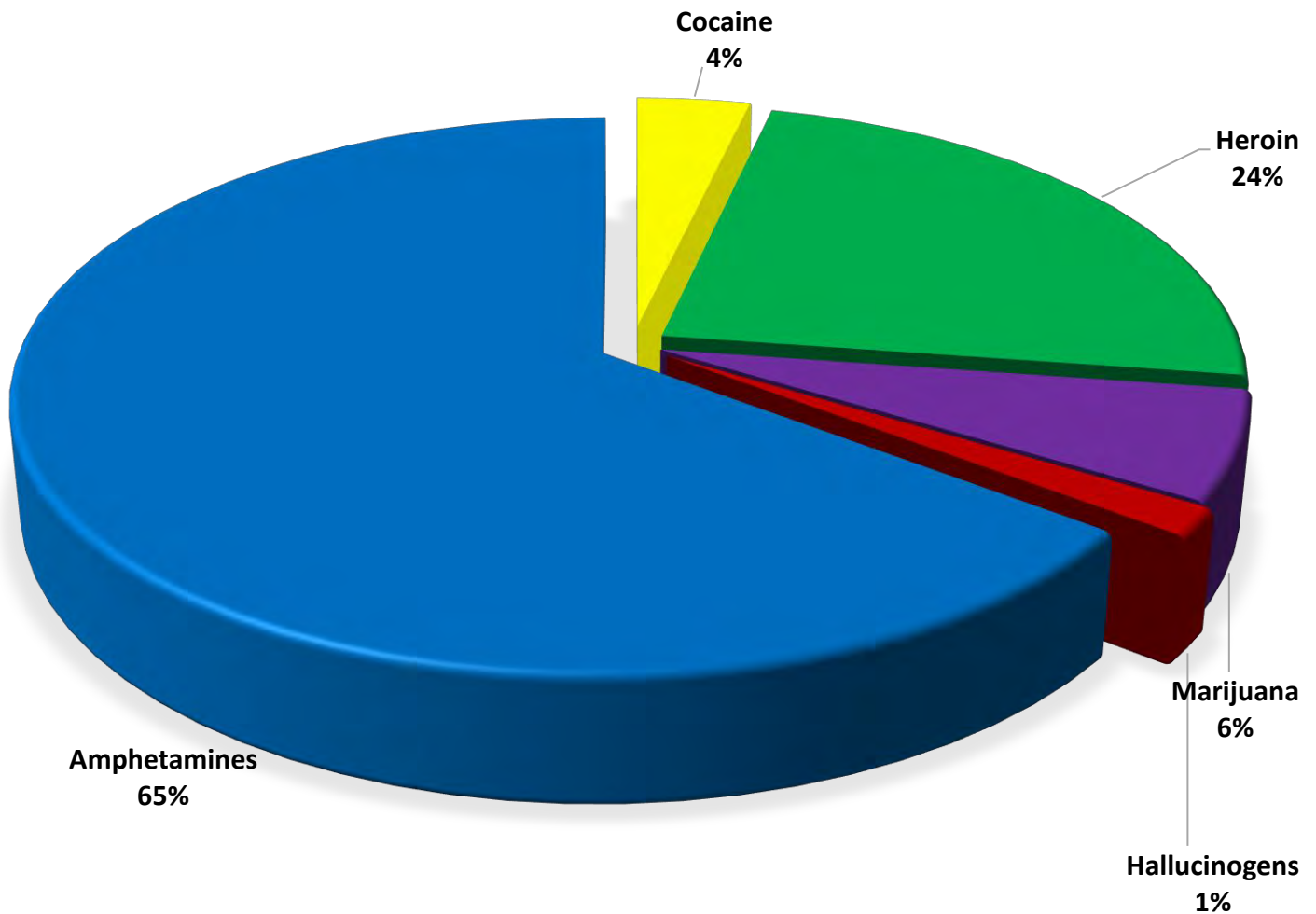
Combined Offense/Event Trends

	JAN 2019	JAN 2020
Part I Offenses	293	289
Part II Offenses	771	832
NonUCR Offenses	622	602
Reports Generated	1318	1404
Street Checks	183	179
Traffic Citations	760	402
Misdemeanor Citations	81	44
Jail Bookings	143	174

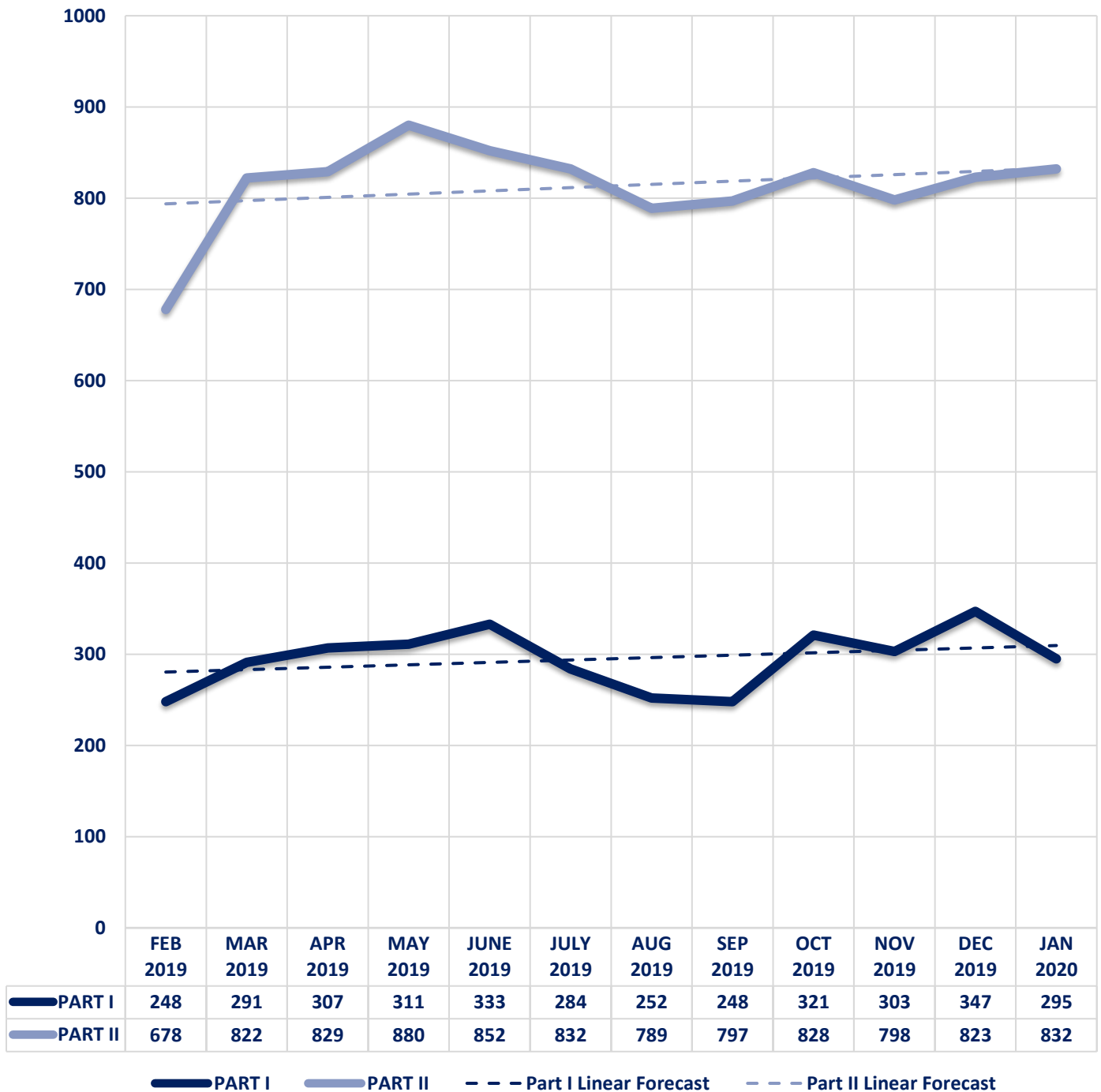


Seized Drugs

TYPE	DOSES	STREET VALUE
Cocaine	85.0	\$ 850.00
Heroin	551.0	\$ 5,510.00
Marijuana	148.2	\$ 889.43
Hallucinogens	37.9	\$ 75.84
Amphetamines	1508.7	\$ 15,087.00
TOTAL	2330.9	\$ 22,412.27



Part I & II Offenses - One Year





CITY COUNCIL DISTRICT #4 MONTHLY OFFENSE SUMMARY

February 2020

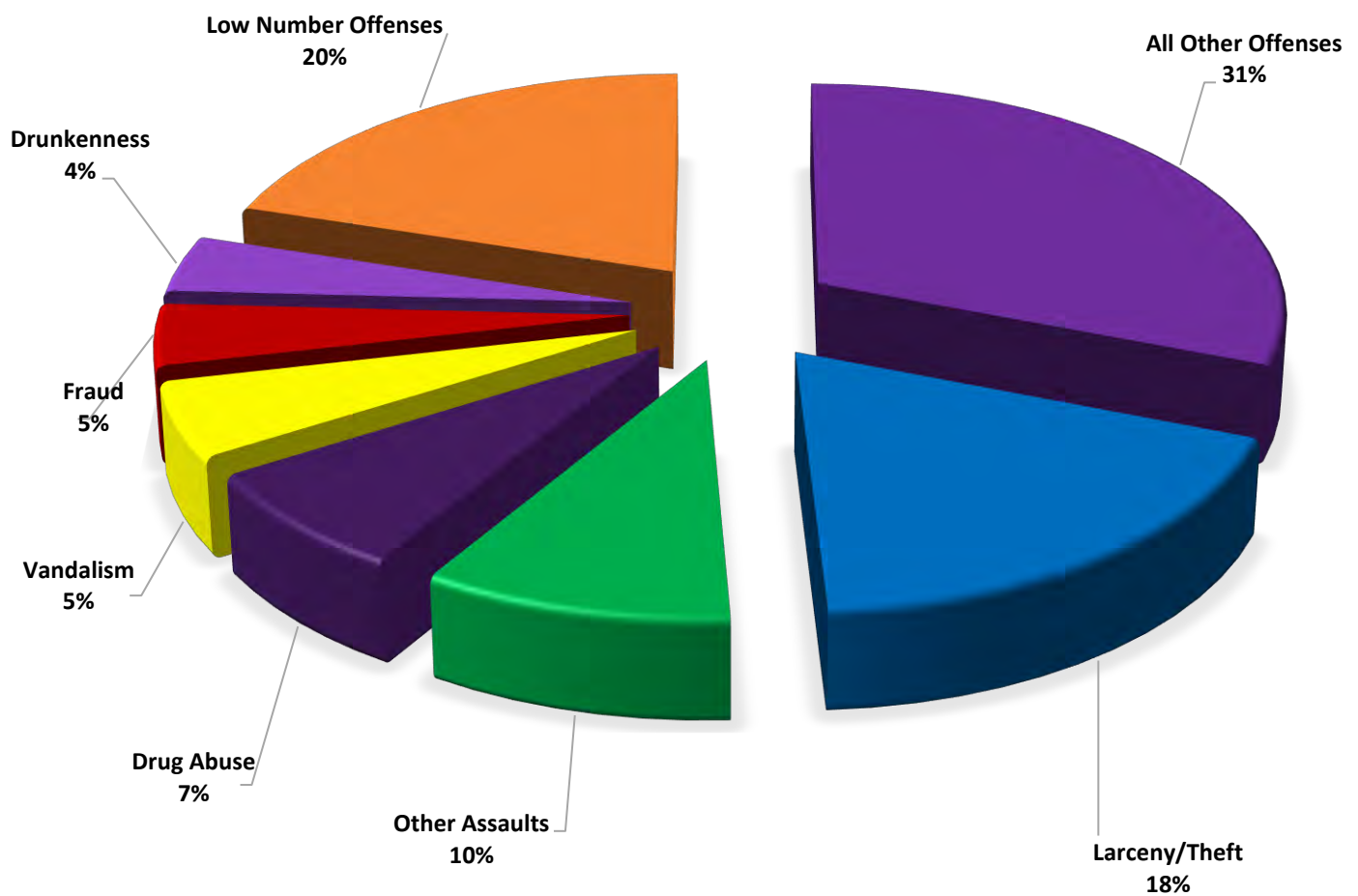
These figures represent preliminary counts of original Police Incident Reports and include all offenses within the above listed City Council District only. Full statistical analysis to determine the confidence level of this data has not been performed. The results contained herein are **approximate in relation to the listed area and may not fully coincide with data shown in other areas of SLCPD's Crime Statistics** page such as Calls for Service, Crimes Trending, and Crime Reports due to and reflective of departmental procedures that were in place at the time the event occurred and the date this data was compiled. Results displayed are not distinguished as attempted or completed crimes, do not include other calls for police service, and only represent police service where a report was made. Police Incident Reports are classified by primary offense categories as defined by the Uniform Crime Reporting (UCR) system, however for this report all offenses are included, and each incident may have more than one offense listed on it. In cases where there is more than one offense listed, all offenses are counted individually. Although every reasonable verification effort is made, the accuracy of any data is subject to the constraints of the report generation process as well as the manner, format, and point in time of any query.

PART I OFFENSES:	Chosen by the FBI as Part I Offenses because they are serious crimes that occur with regularity in all areas of the country and are likely to be reported to Police.
PART II OFFENSES:	All other crimes other than the eight Part I Offenses. The Uniform Crime Reporting Program gathers only arrest data for Part II Offenses, however, SLCPD results displayed in this document display all Part II Offenses, regardless of the presence of arrest data.
ALL OTHER OFFENSES:	Under the Part II Offense section, 'All Other Offenses' include Peeping Tom, Trespass, Kidnap/Abduction, Pornography, Extortion/Blackmail, Bribery, Warrants, Sexual Offenses, Obstruction, Public Peace, and Hit & Run.
NON-UCR OFFENSES:	Non-UCR Offenses include reports for all other offenses not classified as a Part I or Part II Offense. Results displayed separate some of these offenses such as Ambulance Calls, Deaths, Missing Persons, Suicides, Suspicious Activity, and Traffic Accidents.
ALL OTHER NON-UCR:	Under the Non-UCR category, 'All Other' include the remainder of offenses not classified as Part I or Part II and not separated from the Non-UCR Offenses. These include things such as Loud Parties, Barking Dogs, Mentally Ill Subjects, Citizen Assistance, etc.
LOW NUMBER OFFENSES:	On page two, in the interest of space and allowing for easier viewing, the category titled 'Low Number Offenses' include Part I and Part II Offenses from page one that have totals under the amount of 33.

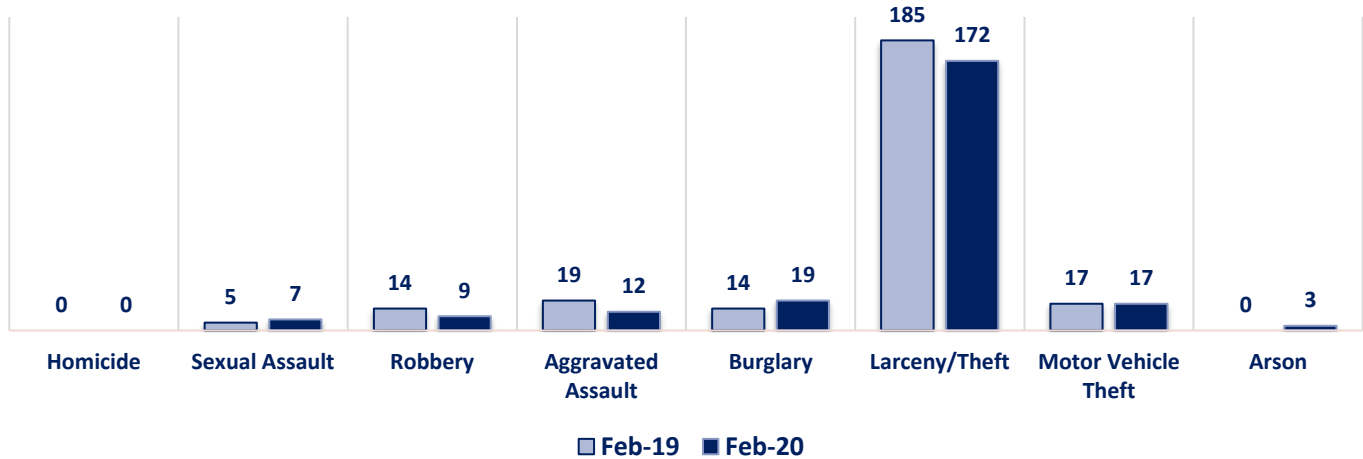
Offenses

PART I OFFENSES VIOLENT PROPERTY		OFFENSE	FEB 19	FEB 20	OFFENSE	FEB 19	FEB 20	PART II OFFENSES
		Homicide	0	0	Other Assaults	76	90	
		Sexual Assault	5	7	Forgery/Counterfeit	16	8	
		Robbery	14	9	Fraud	37	41	
		Aggravated Assault	19	12	Embezzlement	0	1	
		Burglary	14	19	Stolen Property	9	7	
		Larceny/Theft	185	172	Vandalism	52	50	
		Motor Vehicle Theft	17	17	Weapons	4	11	
		Arson	0	3	Prostitution	4	1	
		PART I TOTALS	254	239	Sex Offenses	7	2	
NON-UCR OFFENSES		Ambulance Calls	60	68	Drug Abuse	57	69	
		Deaths	5	11	Gambling	0	0	
		Missing Persons	17	17	Family Offenses	38	33	
		Suicides	2	0	DUI	20	18	
		Suspicious Activity	22	39	Liquor Laws	7	12	
		Traffic Accidents	118	98	Drunkenness	43	38	
		All Other	328	344	Disorderly Conduct	33	23	
NON-UCR TOTALS	552	577	All Other Offenses	274	290			
TOTALS		PART I OFFENSES	254	239	Curfew/Loitering	0	0	
		PART II OFFENSES	685	700	Runaway	8	6	
		NON-UCR OFFENSES	552	577	PART II TOTALS	685	700	
		TOTAL	1491	1516				

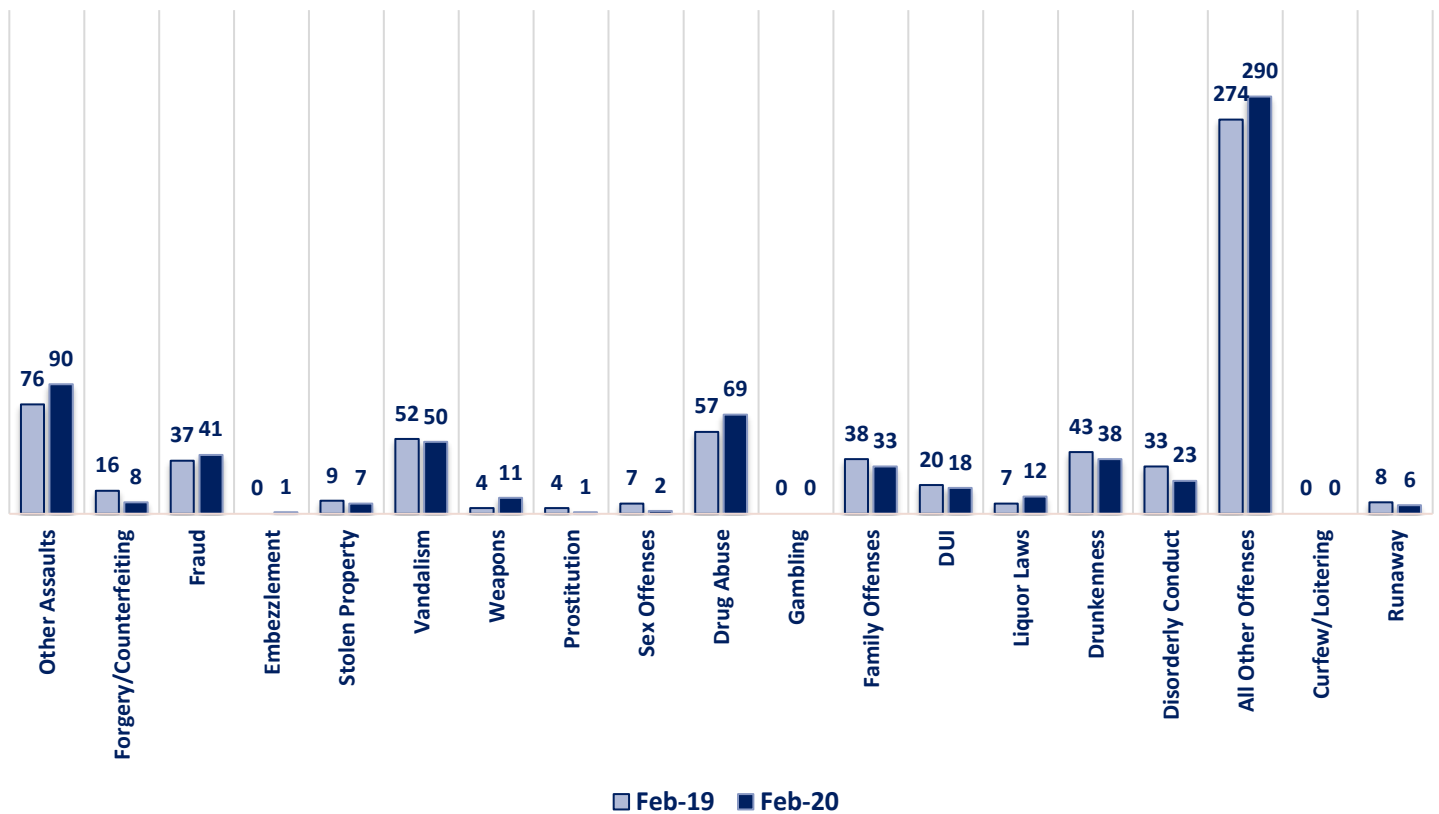
FEBRUARY 2020- PART I & II OFFENSE PERCENTAGES



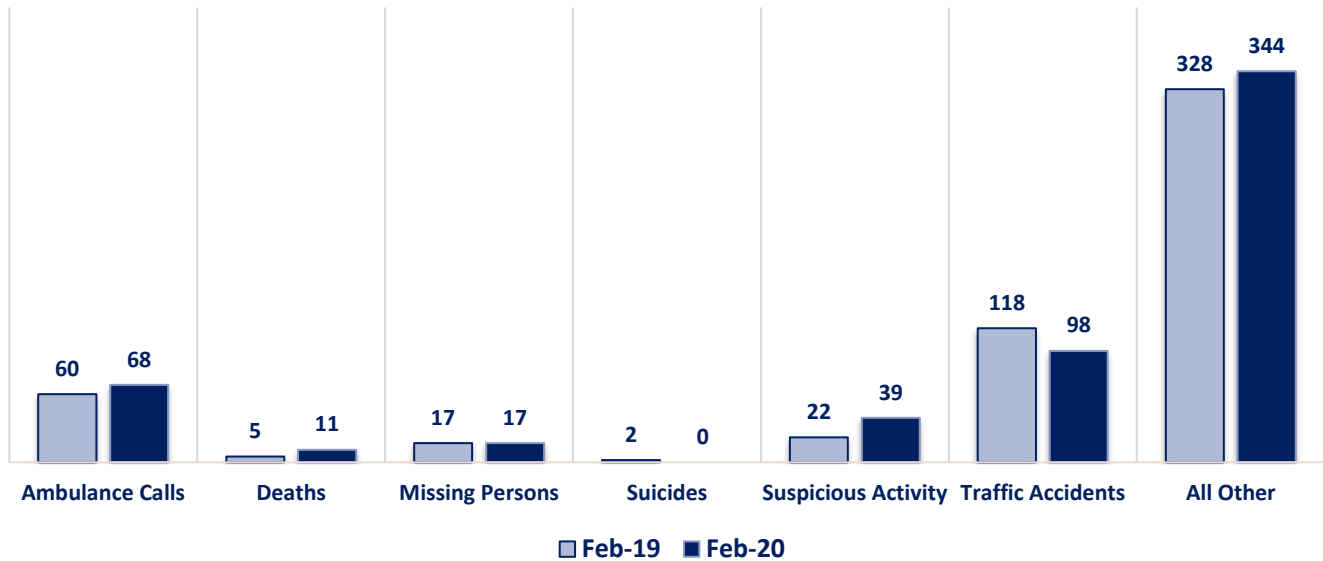
Part I Offenses



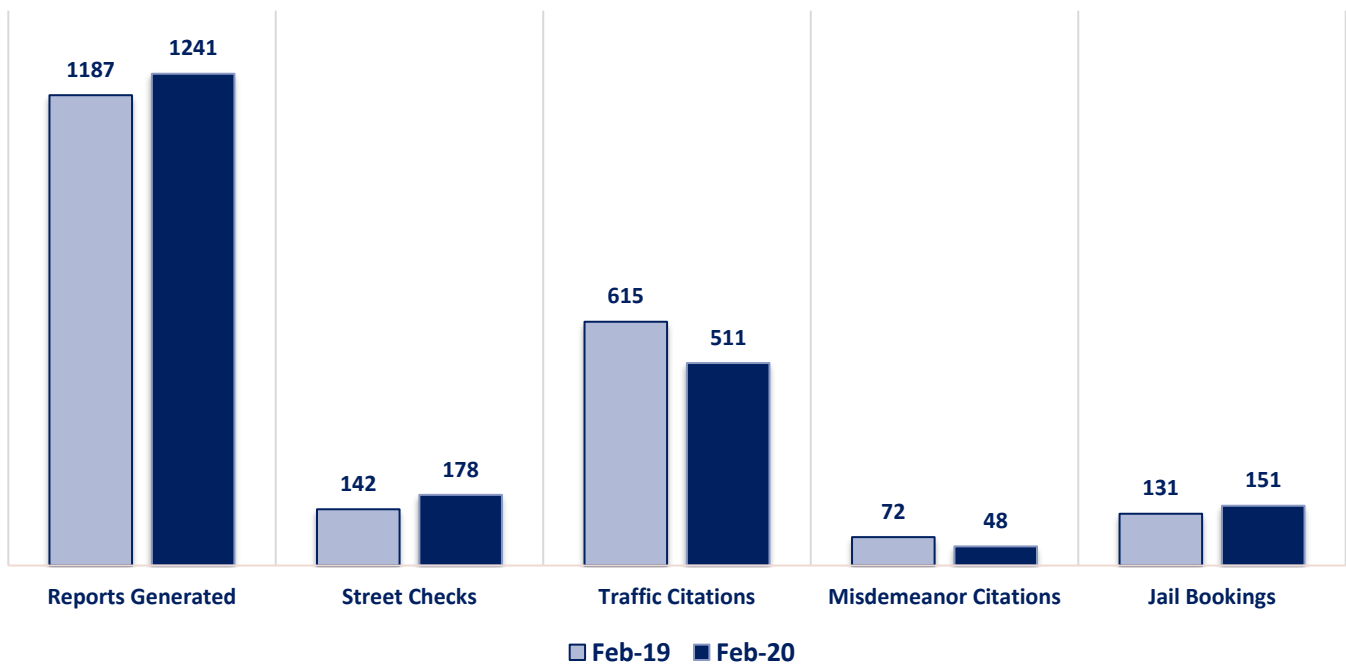
Part II Offenses



Non-UCR Offenses

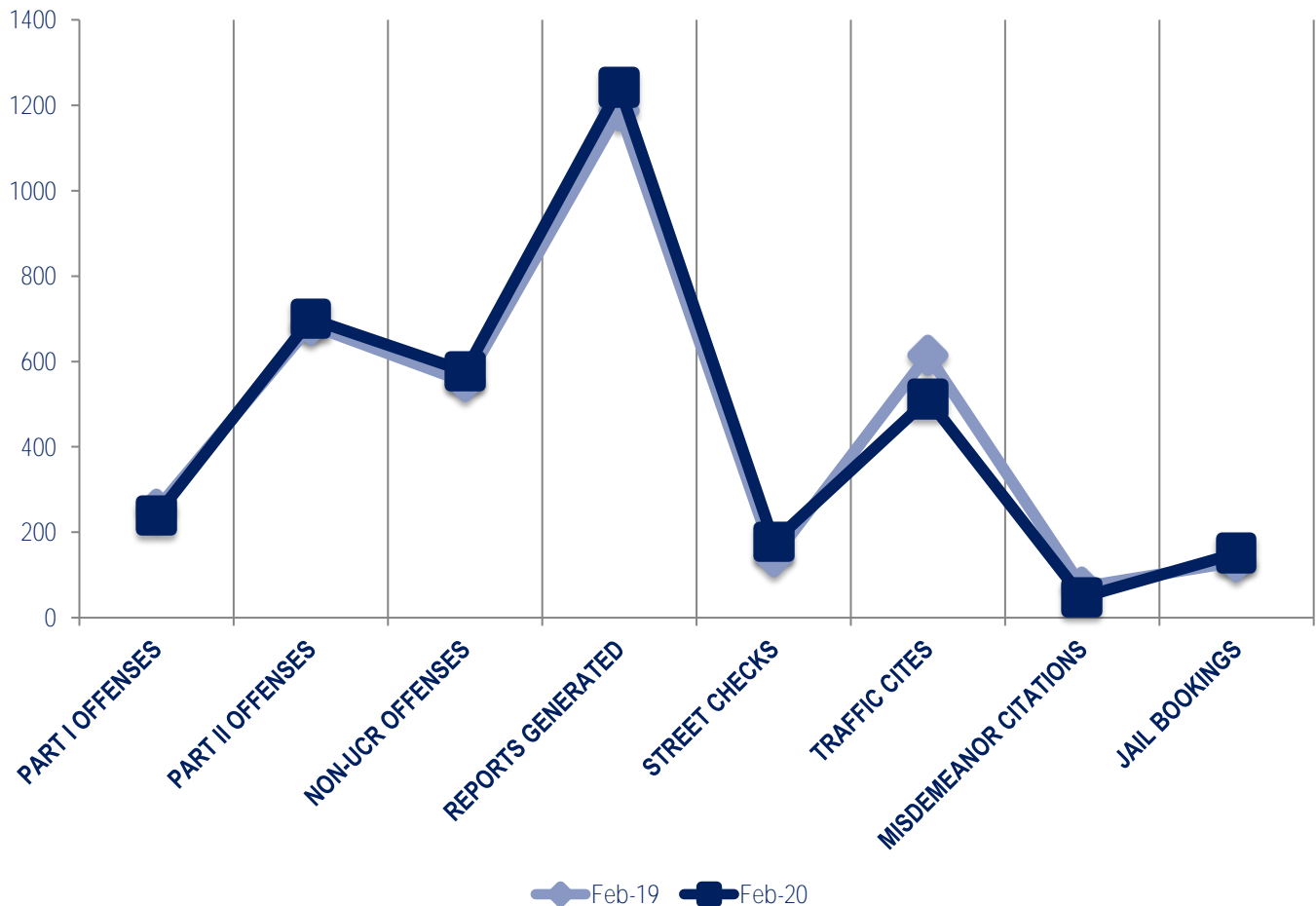


Other Event Totals



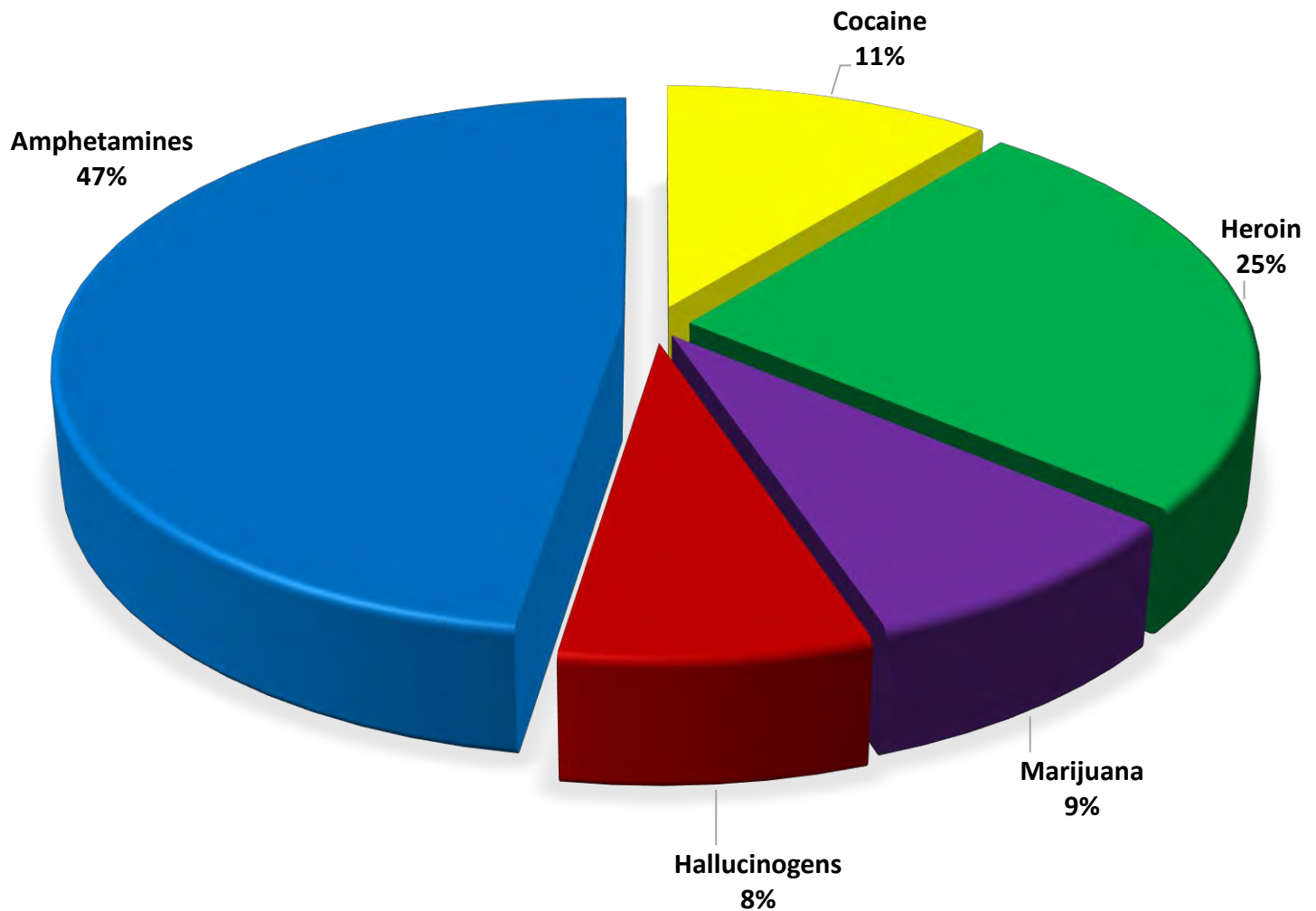
Combined Offense/Event Trends

	FEB 2019	FEB 2020
Part I Offenses	254	239
Part II Offenses	685	700
NonUCR Offenses	552	577
Reports Generated	1187	1241
Street Checks	142	178
Traffic Citations	615	511
Misdemeanor Citations	72	48
Jail Bookings	131	151

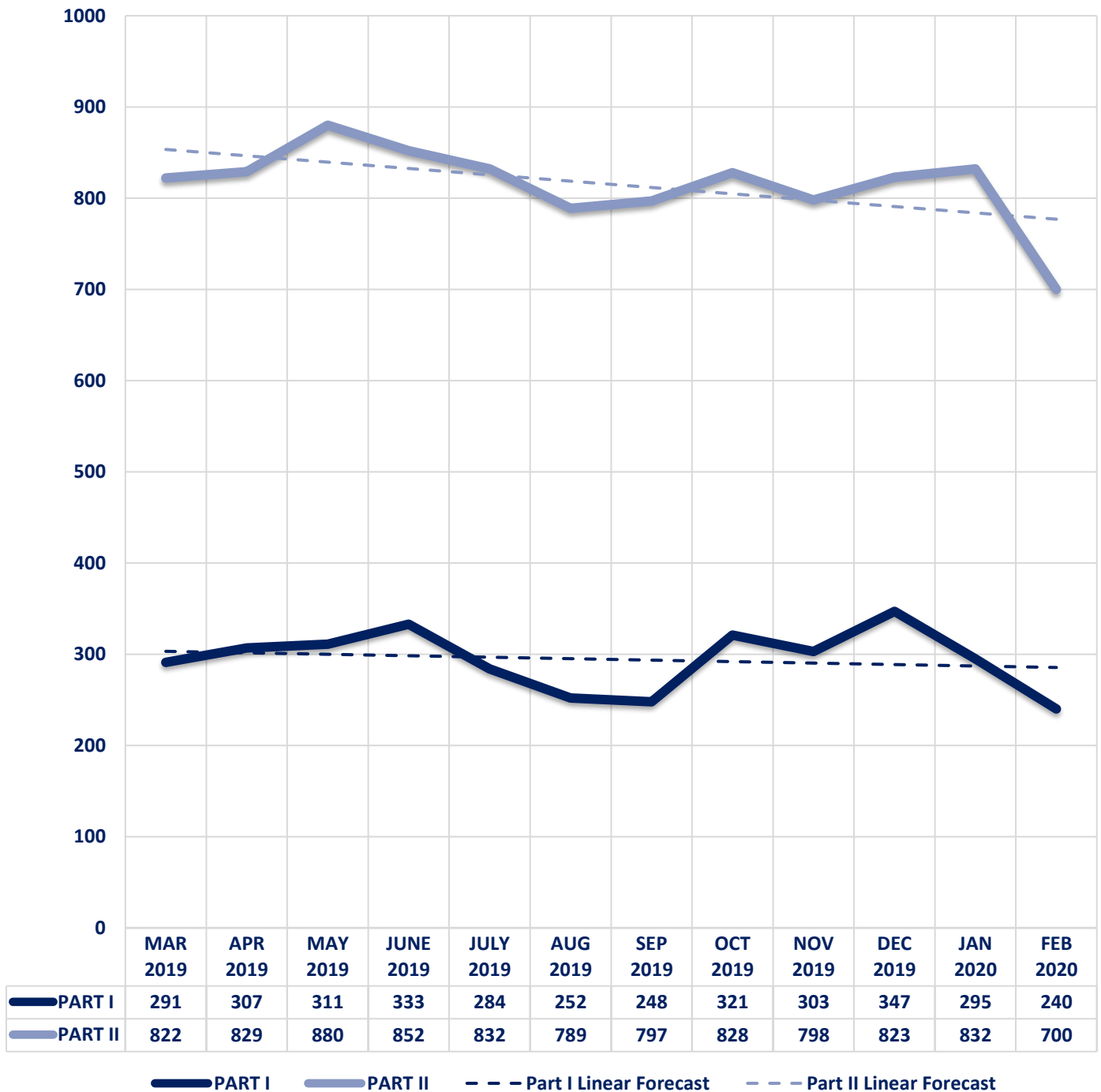


Seized Drugs

TYPE	DOSES	STREET VALUE	
Cocaine	148.0	\$	1,480.00
Heroin	347.0	\$	3,470.00
Marijuana	117.7	\$	706.13
Hallucinogens	104.5	\$	208.94
Amphetamines	650.0	\$	6,500.00
TOTAL	1367.2	\$	12,365.07



Part I & II Offenses - One Year





CITY COUNCIL DISTRICT #4 MONTHLY OFFENSE SUMMARY

March 2020

These figures represent preliminary counts of original Police Incident Reports and include all offenses within the above listed City Council District only. Full statistical analysis to determine the confidence level of this data has not been performed. The results contained herein are **approximate in relation to the listed area and may not fully coincide with data shown in other areas of SLCPD's Crime Statistics** page such as Calls for Service, Crimes Trending, and Crime Reports due to and reflective of departmental procedures that were in place at the time the event occurred and the date this data was compiled. Results displayed are not distinguished as attempted or completed crimes, do not include other calls for police service, and only represent police service where a report was made. Police Incident Reports are classified by primary offense categories as defined by the Uniform Crime Reporting (UCR) system, however for this report all offenses are included, and each incident may have more than one offense listed on it. In cases where there is more than one offense listed, all offenses are counted individually. Although every reasonable verification effort is made, the accuracy of any data is subject to the constraints of the report generation process as well as the manner, format, and point in time of any query.

PART I OFFENSES:	Chosen by the FBI as Part I Offenses because they are serious crimes that occur with regularity in all areas of the country and are likely to be reported to Police.
PART II OFFENSES:	All other crimes other than the eight Part I Offenses. The Uniform Crime Reporting Program gathers only arrest data for Part II Offenses, however, SLCPD results displayed in this document display all Part II Offenses, regardless of the presence of arrest data.
ALL OTHER OFFENSES:	Under the Part II Offense section, 'All Other Offenses' include Peeping Tom, Trespass, Kidnap/Abduction, Pornography, Extortion/Blackmail, Bribery, Warrants, Sexual Offenses, Obstruction, Public Peace, and Hit & Run.
NON-UCR OFFENSES:	Non-UCR Offenses include reports for all other offenses not classified as a Part I or Part II Offense. Results displayed separate some of these offenses such as Ambulance Calls, Deaths, Missing Persons, Suicides, Suspicious Activity, and Traffic Accidents.
ALL OTHER NON-UCR:	Under the Non-UCR category, 'All Other' include the remainder of offenses not classified as Part I or Part II and not separated from the Non-UCR Offenses. These include things such as Loud Parties, Barking Dogs, Mentally Ill Subjects, Citizen Assistance, etc.
LOW NUMBER OFFENSES:	On page two, in the interest of space and allowing for easier viewing, the category titled 'Low Number Offenses' include Part I and Part II Offenses from page one that have totals under the amount of 32.

Offenses

PART I OFFENSES
VIOLENT
PROPERTY

OFFENSE	MAR 19	MAR 20
Homicide	0	0
Sexual Assault	7	4
Robbery	14	11
Aggravated Assault	22	14
Burglary	21	19
Larceny/Theft	221	184
Motor Vehicle Theft	24	23
Arson	1	1
PART I TOTALS	310	256
Ambulance Calls	90	86
Deaths	5	5
Missing Persons	7	12
Suicides	1	0
Suspicious Activity	30	31
Traffic Accidents	110	60
All Other	363	300
NON-UCR TOTALS	606	494
PART I OFFENSES	310	256
PART II OFFENSES	846	689
NON-UCR OFFENSES	606	494
TOTAL	1762	1439

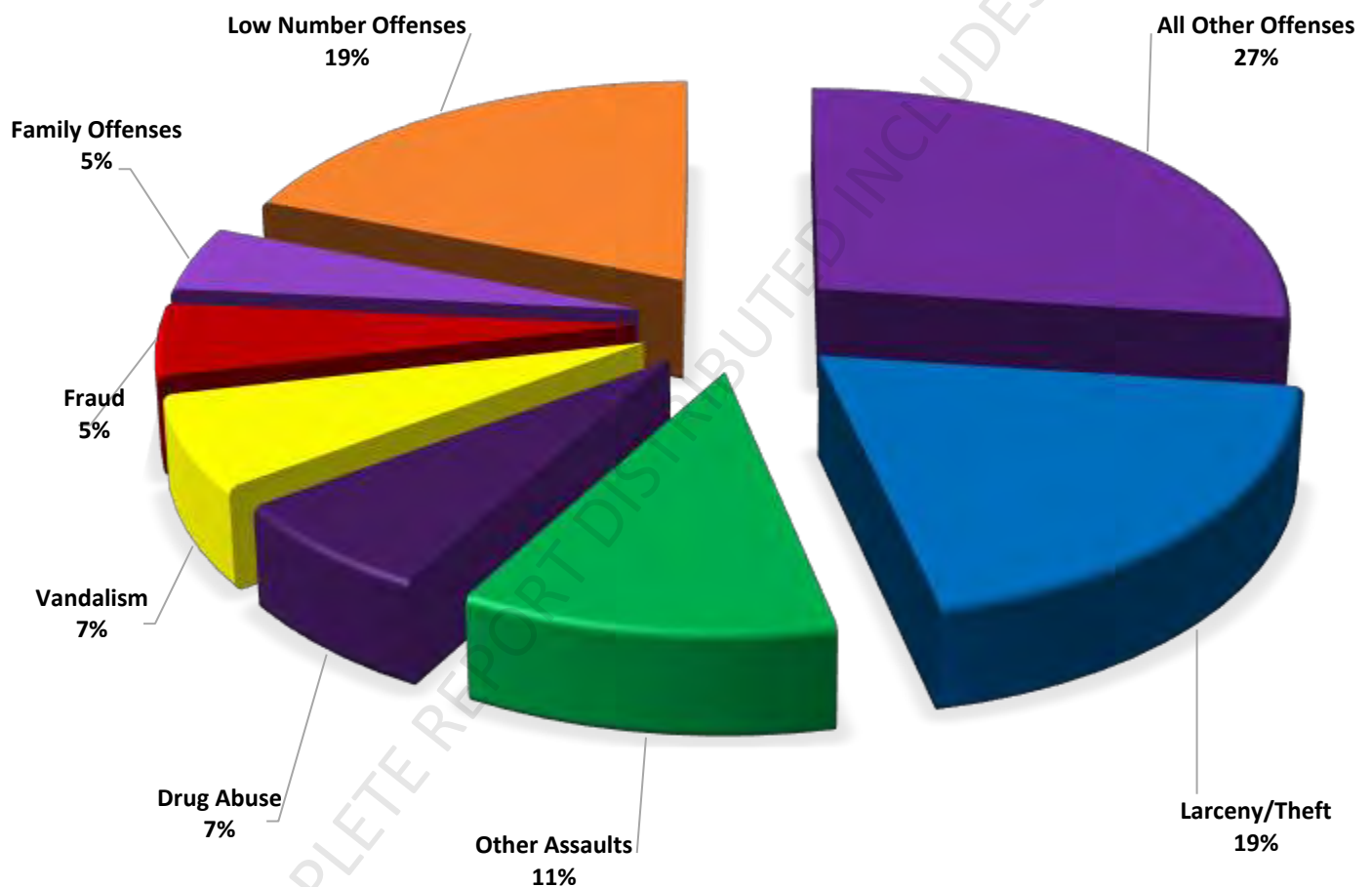
NON-UCR OFFENSES

TOTALS

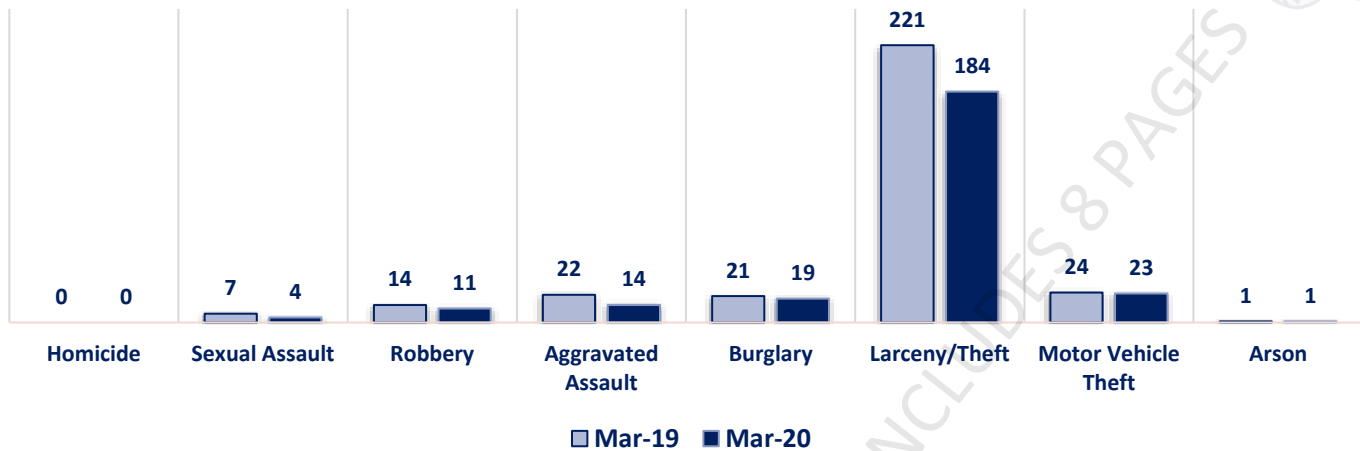
OFFENSE	MAR 19	MAR 20
Other Assaults	83	109
Forgery/Counterfeit	17	14
Fraud	54	48
Embezzlement	0	0
Stolen Property	6	4
Vandalism	62	62
Weapons	5	9
Prostitution	3	0
Sex Offenses	11	11
Drug Abuse	117	64
Gambling	0	0
Family Offenses	37	43
DUI	15	11
Liquor Laws	10	2
Drunkenness	51	32
Disorderly Conduct	25	17
All Other Offenses	347	256
Curfew/Loitering	1	0
Runaway	2	7
PART II TOTALS	846	689

PART II OFFENSES

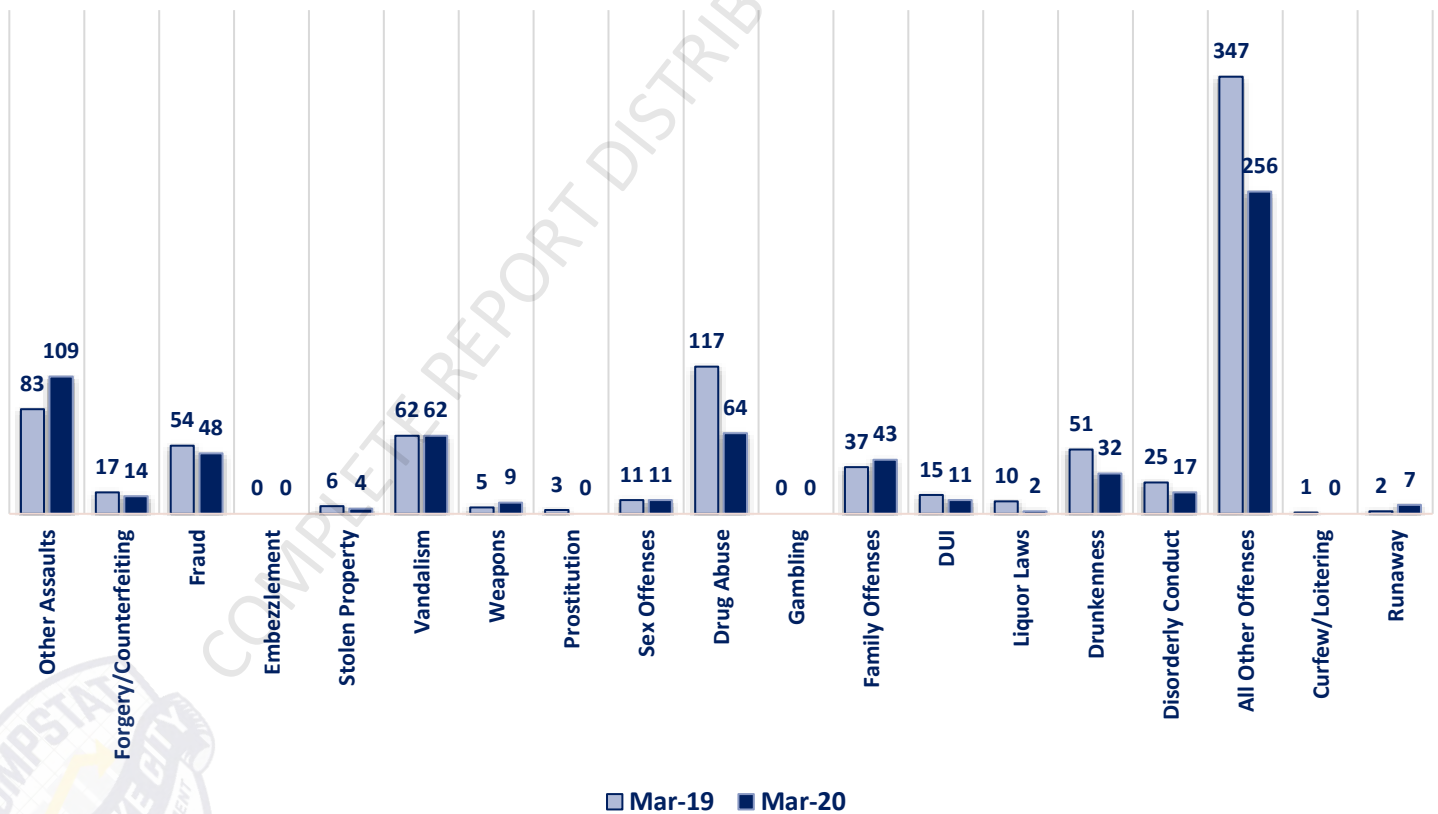
MARCH 2020- PART I & II OFFENSE PERCENTAGES



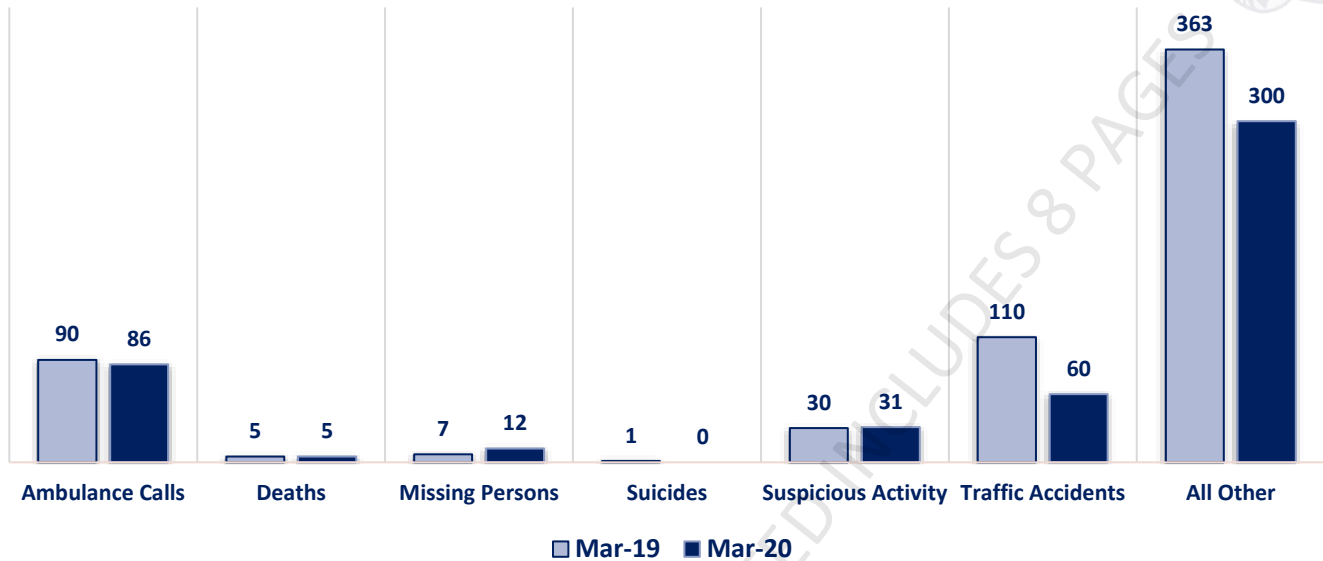
Part I Offenses



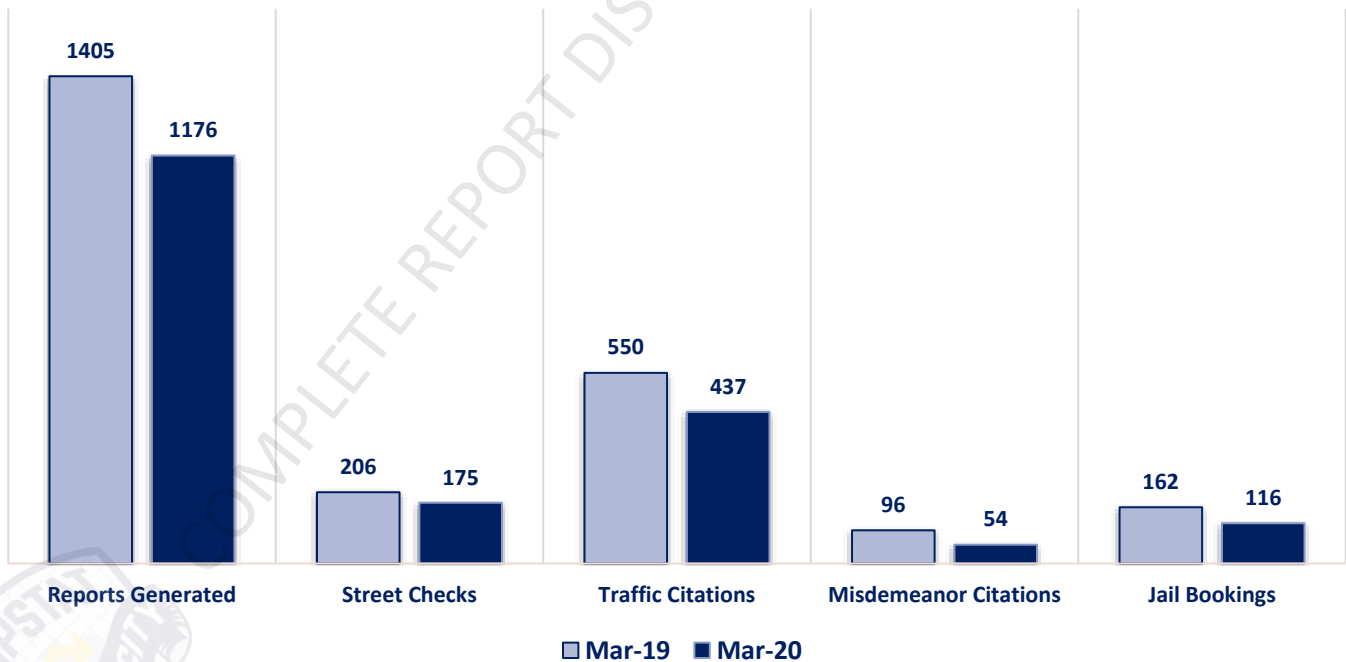
Part II Offenses



Non-UCR Offenses

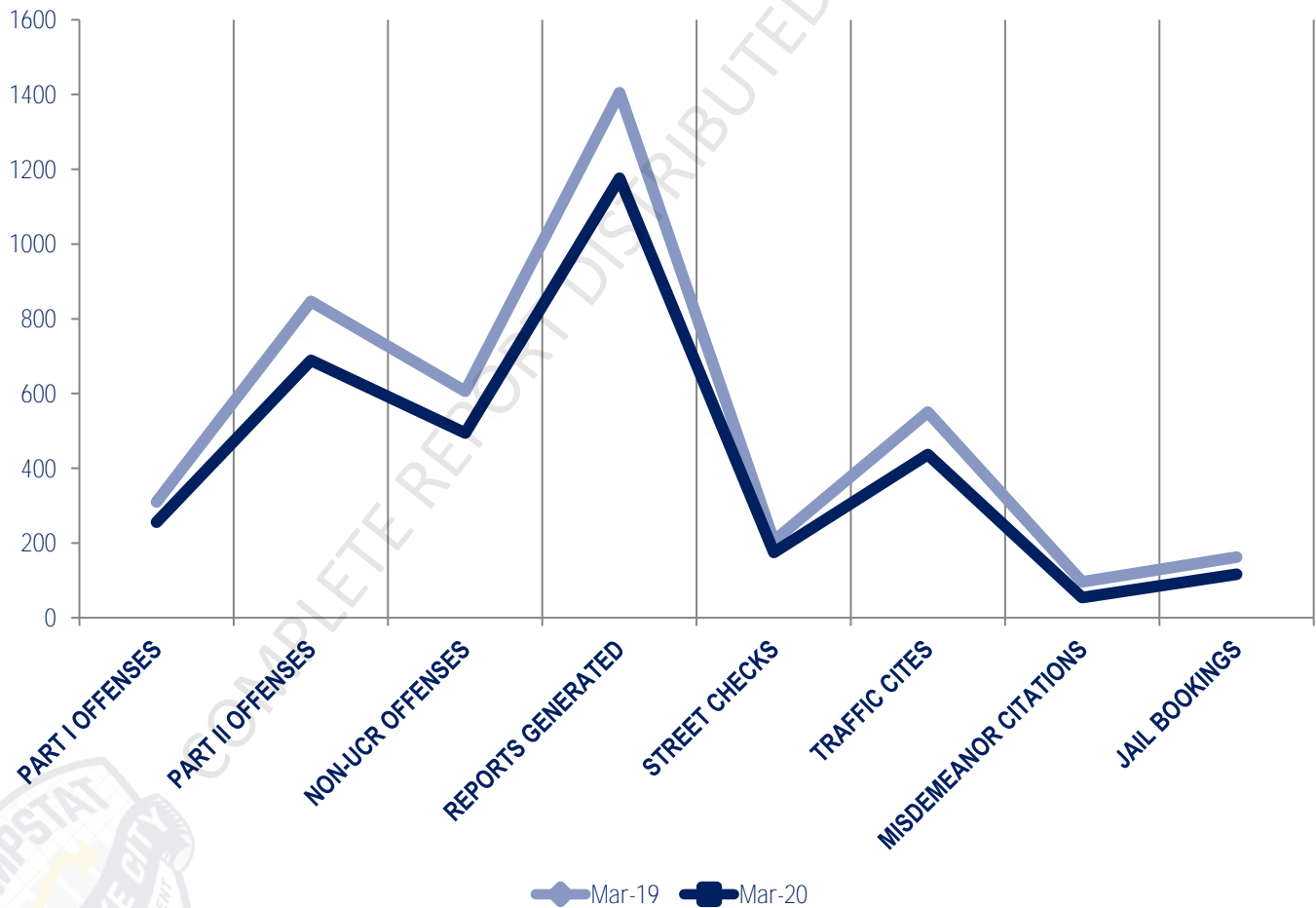


Other Event Totals



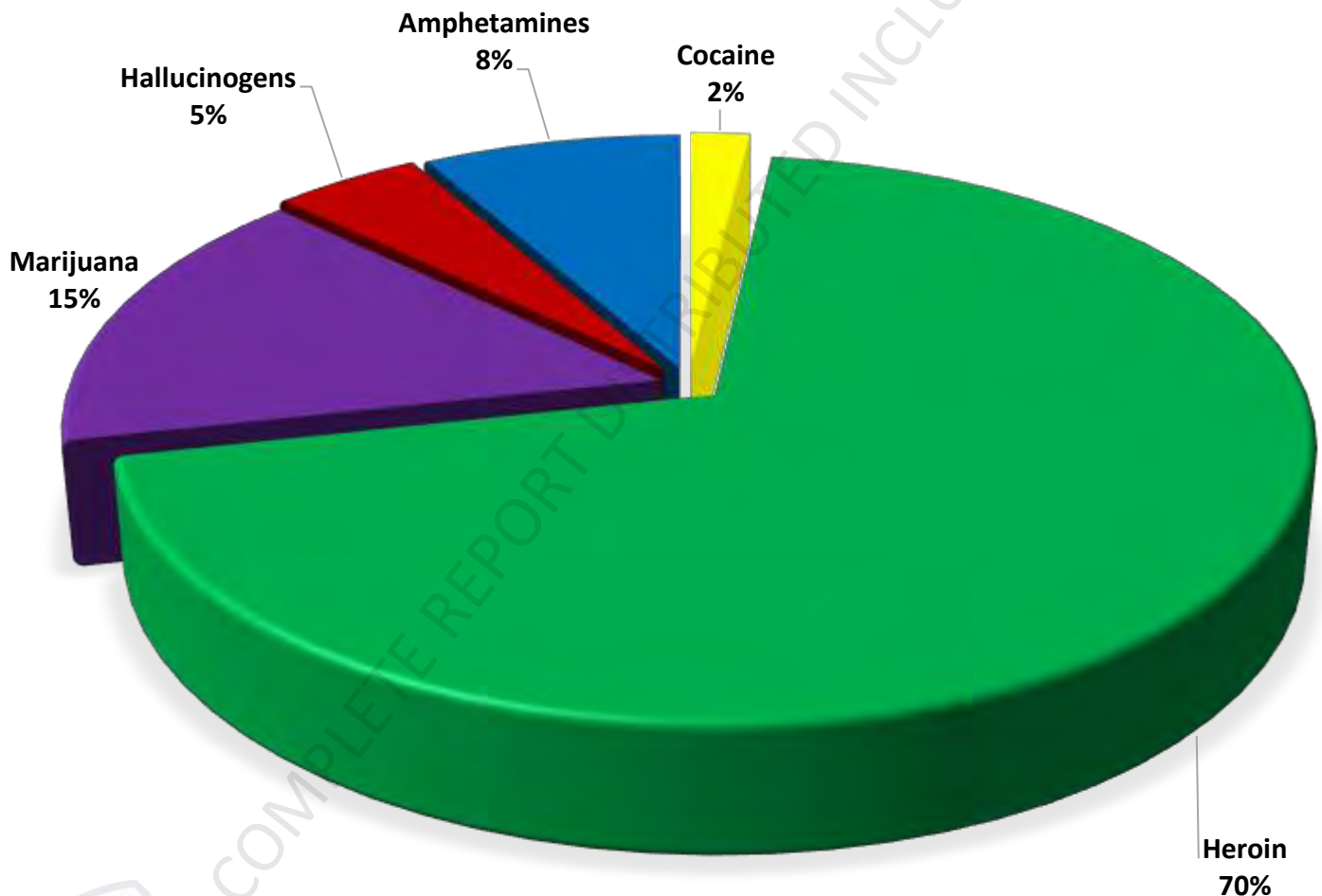
Combined Offense/Event Trends

	MAR 2019	MAR 2020
Part I Offenses	310	256
Part II Offenses	846	689
NonUCR Offenses	606	494
Reports Generated	1405	1176
Street Checks	206	175
Traffic Citations	550	437
Misdemeanor Citations	96	54
Jail Bookings	162	116

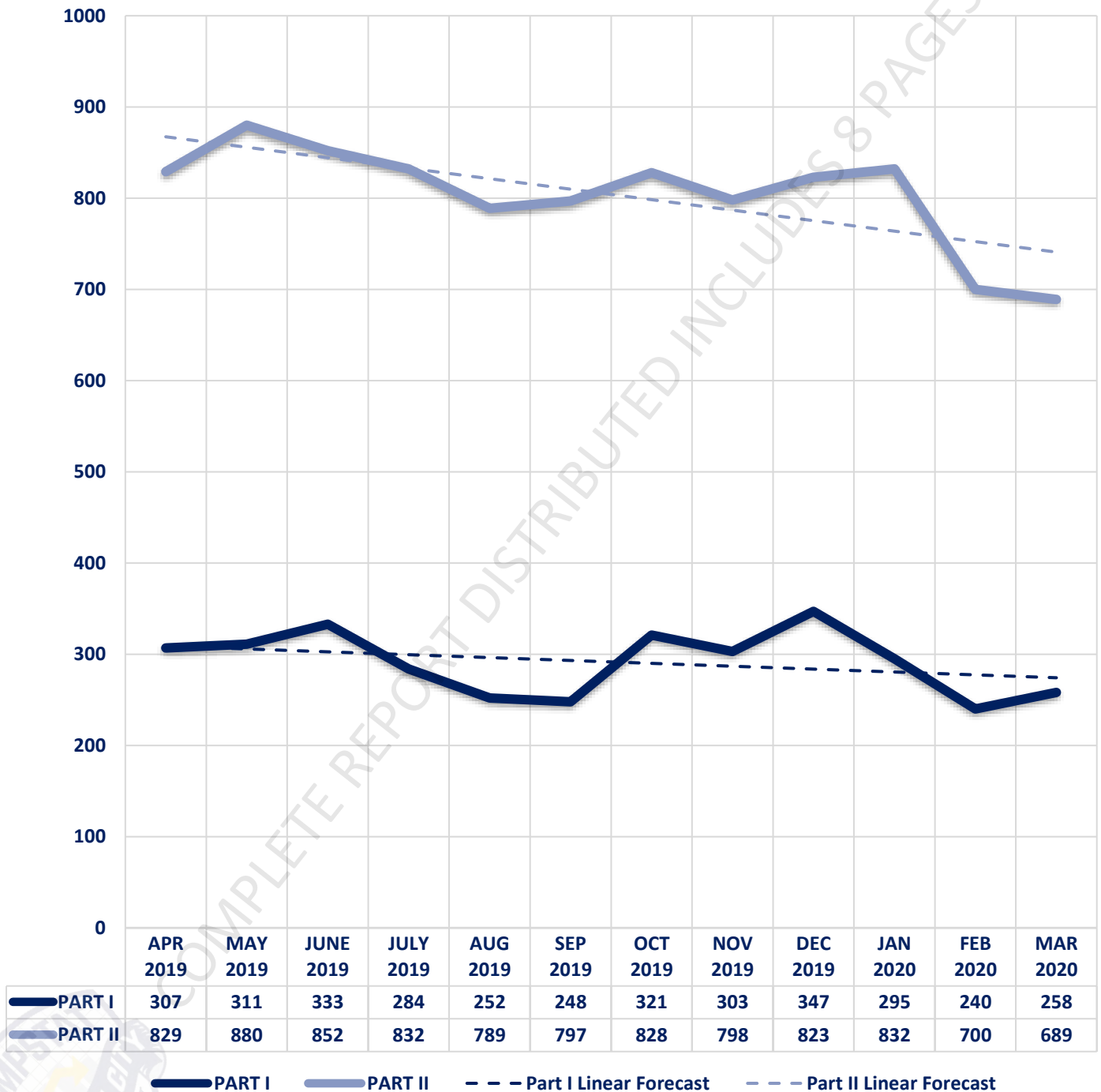


Seized Drugs

TYPE	DOSES	STREET VALUE
Cocaine	44.0	\$ 440.00
Heroin	1633.5	\$ 16,335.00
Marijuana	365.8	\$ 2,194.76
Hallucinogens	109.2	\$ 218.47
Amphetamines	192.0	\$ 1,920.00
TOTAL	2344.5	\$ 21,108.23



Part I & II Offenses - One Year





CITY COUNCIL DISTRICT #4 MONTHLY OFFENSE SUMMARY

April 2020

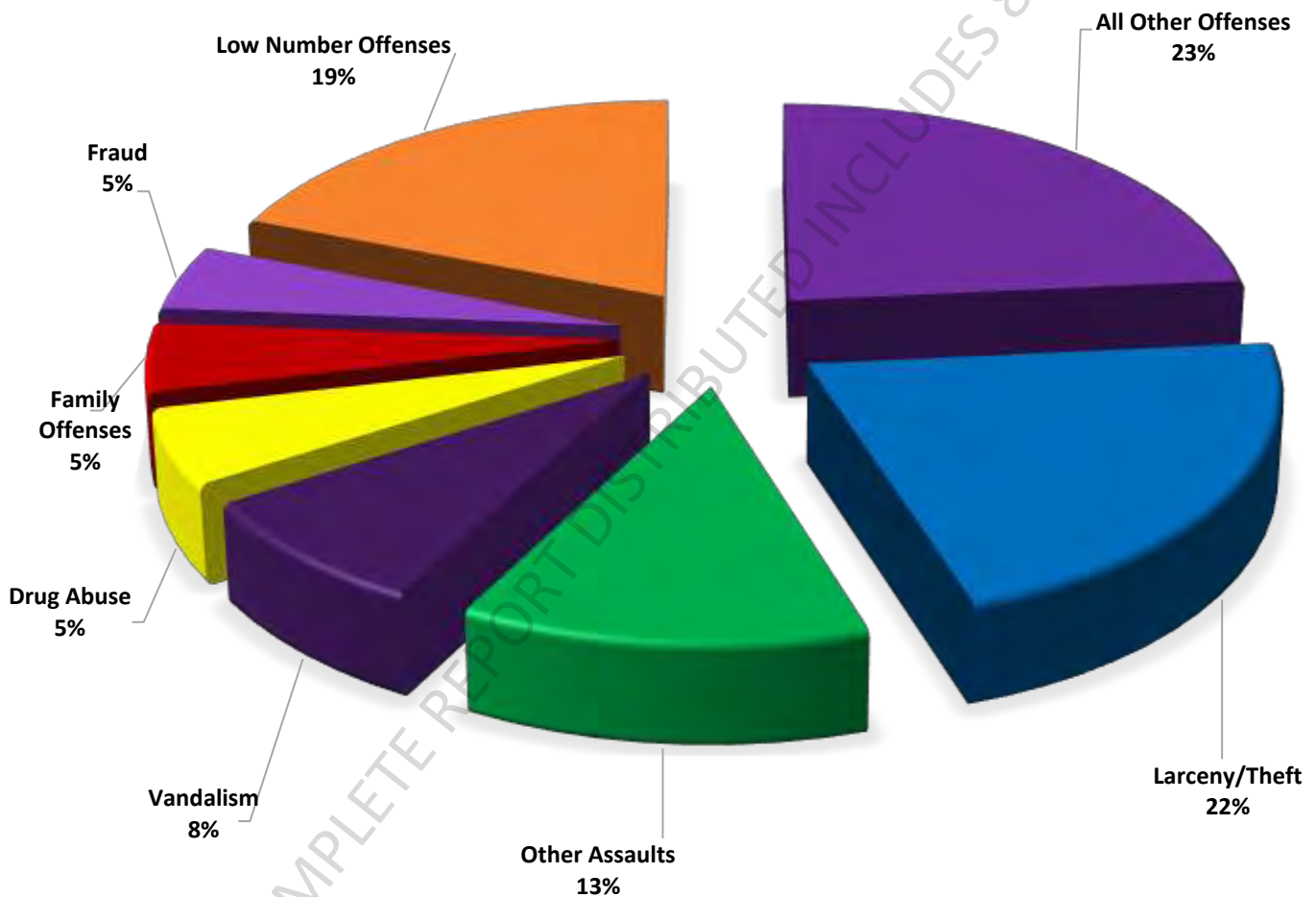
These figures represent preliminary counts of original Police Incident Reports and include all offenses within the above listed City Council District only. Full statistical analysis to determine the confidence level of this data has not been performed. The results contained herein are **approximate in relation to the listed area and may not fully coincide with data shown in other areas of SLCPD's Crime Statistics** page such as Calls for Service, Crimes Trending, and Crime Reports due to and reflective of departmental procedures that were in place at the time the event occurred and the date this data was compiled. Results displayed are not distinguished as attempted or completed crimes, do not include other calls for police service, and only represent police service where a report was made. Police Incident Reports are classified by primary offense categories as defined by the Uniform Crime Reporting (UCR) system, however for this report all offenses are included, and each incident may have more than one offense listed on it. In cases where there is more than one offense listed, all offenses are counted individually. Although every reasonable verification effort is made, the accuracy of any data is subject to the constraints of the report generation process as well as the manner, format, and point in time of any query.

PART I OFFENSES:	Chosen by the FBI as Part I Offenses because they are serious crimes that occur with regularity in all areas of the country and are likely to be reported to Police.
PART II OFFENSES:	All other crimes other than the eight Part I Offenses. The Uniform Crime Reporting Program gathers only arrest data for Part II Offenses, however, SLCPD results displayed in this document display all Part II Offenses, regardless of the presence of arrest data.
ALL OTHER OFFENSES:	Under the Part II Offense section, 'All Other Offenses' include Peeping Tom, Trespass, Kidnap/Abduction, Pornography, Extortion/Blackmail, Bribery, Warrants, Sexual Offenses, Obstruction, Public Peace, and Hit & Run.
NON-UCR OFFENSES:	Non-UCR Offenses include reports for all other offenses not classified as a Part I or Part II Offense. Results displayed separate some of these offenses such as Ambulance Calls, Deaths, Missing Persons, Suicides, Suspicious Activity, and Traffic Accidents.
ALL OTHER NON-UCR:	Under the Non-UCR category, 'All Other' include the remainder of offenses not classified as Part I or Part II and not separated from the Non-UCR Offenses. These include things such as Loud Parties, Barking Dogs, Mentally Ill Subjects, Citizen Assistance, etc.
LOW NUMBER OFFENSES:	On page two, in the interest of space and allowing for easier viewing, the category titled 'Low Number Offenses' include Part I and Part II Offenses from page one that have totals under the amount of 32.

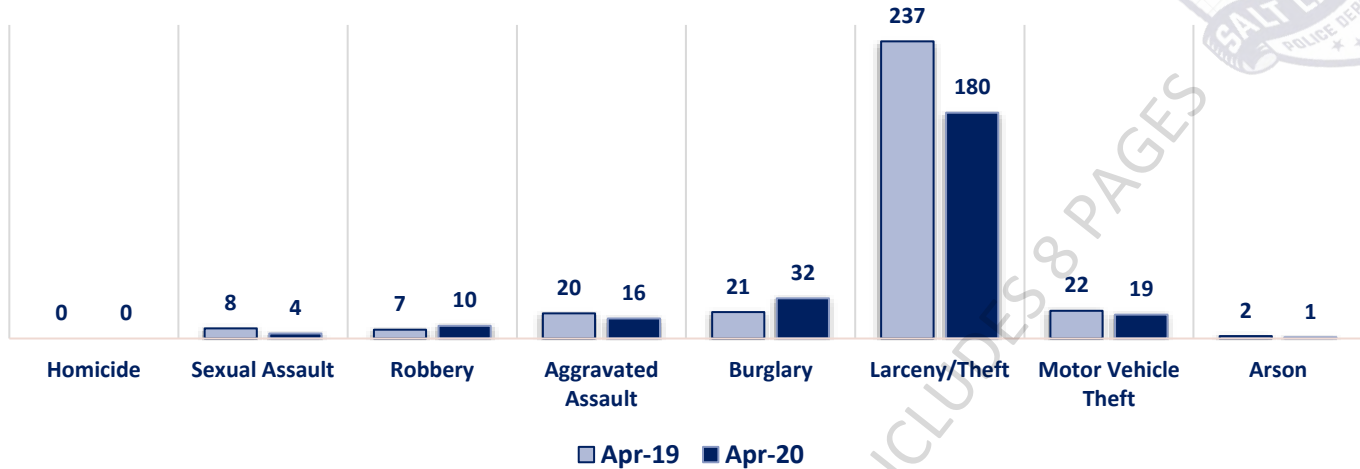
Offenses

	OFFENSE	APR 19	APR 20	OFFENSE	APR 19	APR 20
PART I OFFENSES	Homicide	0	0	Other Assaults	97	106
	Sexual Assault	8	4	Forgery/Counterfeit	15	9
	Robbery	7	10	Fraud	59	39
	Aggravated Assault	20	16	Embezzlement	0	0
	Burglary	21	32	Stolen Property	2	4
	Larceny/Theft	237	180	Vandalism	75	68
	Motor Vehicle Theft	22	19	Weapons	7	4
	Arson	2	1	Prostitution	3	1
	PART I TOTALS	317	262	Sex Offenses	9	1
NON-UCR OFFENSES	Ambulance Calls	72	71	Drug Abuse	79	45
	Deaths	5	8	Gambling	1	0
	Missing Persons	10	13	Family Offenses	43	41
	Suicides	0	3	DUI	19	4
	Suspicious Activity	23	42	Liquor Laws	9	1
	Traffic Accidents	154	27	Drunkenness	59	28
	All Other	336	283	Disorderly Conduct	36	17
	NON-UCR TOTALS	600	447	All Other Offenses	351	196
	PART I OFFENSES	317	262	Curfew/Loitering	0	0
TOTALS	PART II OFFENSES	875	572	Runaway	11	8
	NON-UCR OFFENSES	600	447	PART II TOTALS	875	572
	TOTAL	1792	1281			

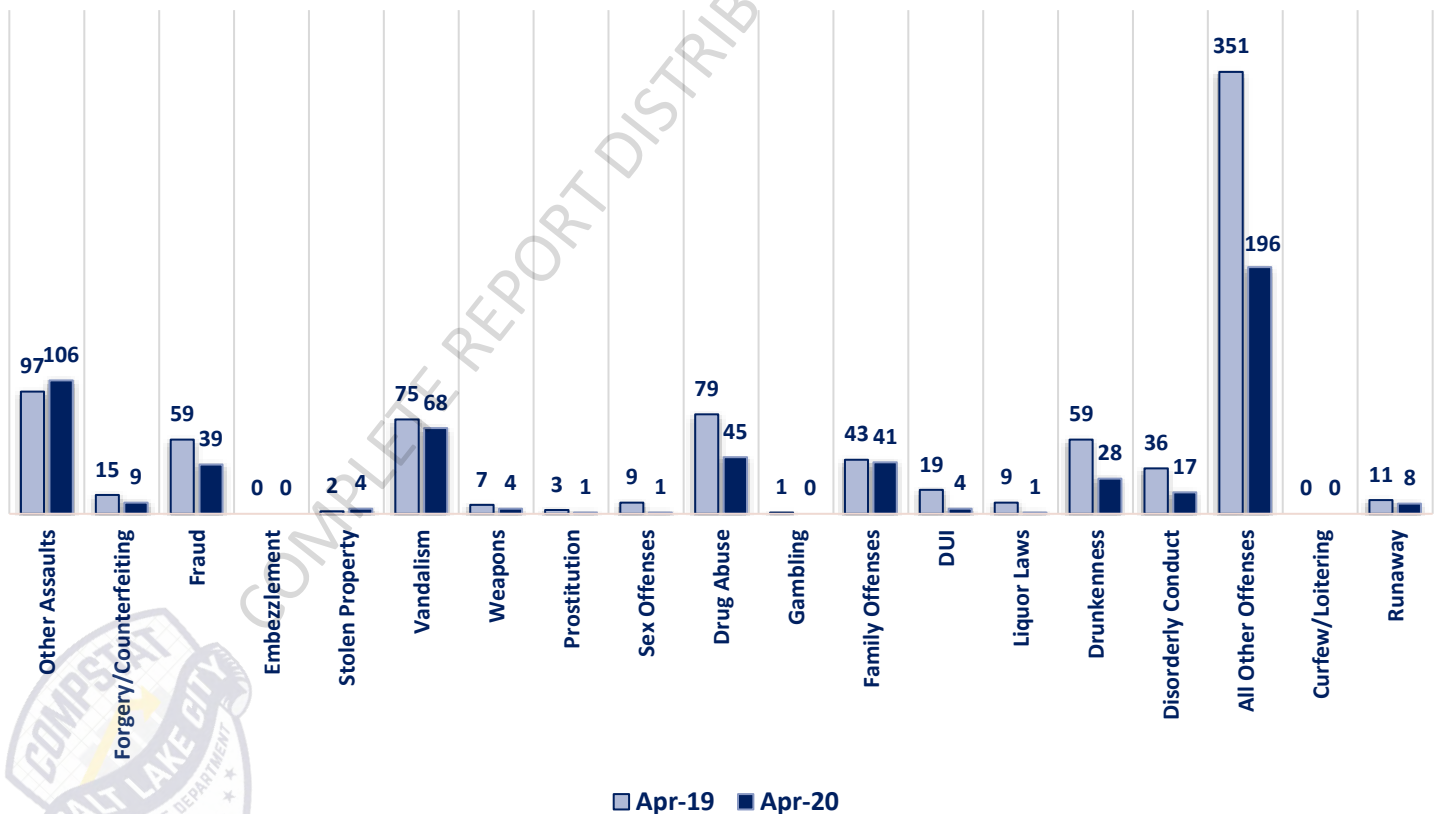
APRIL 2020- PART I & II OFFENSE PERCENTAGES



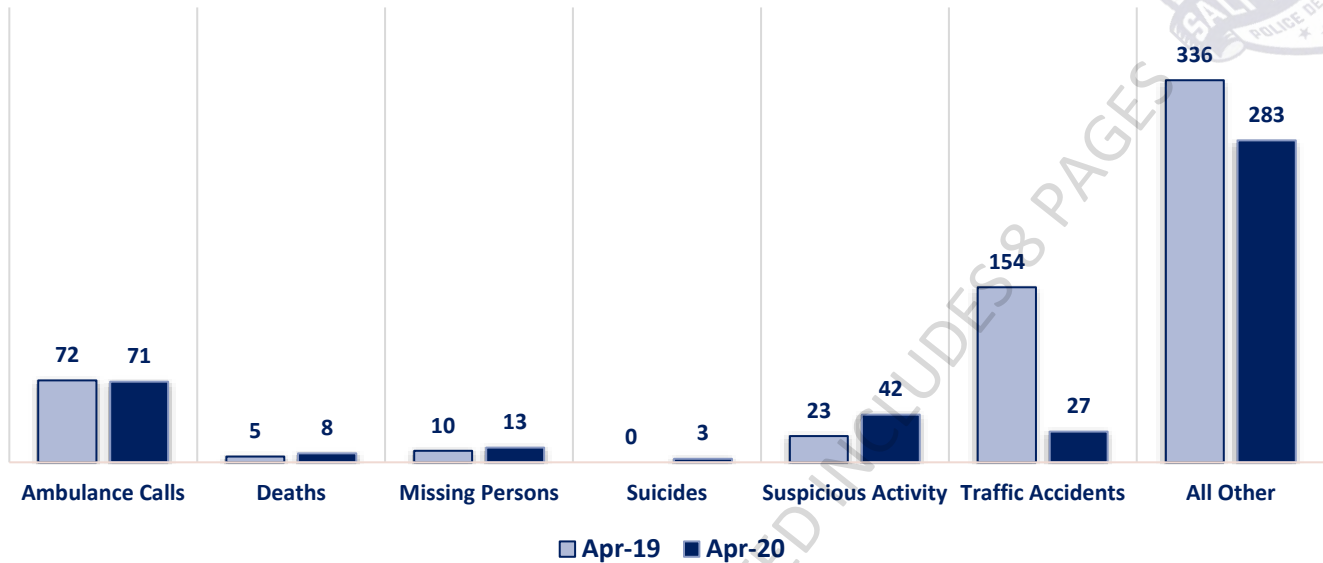
Part I Offenses



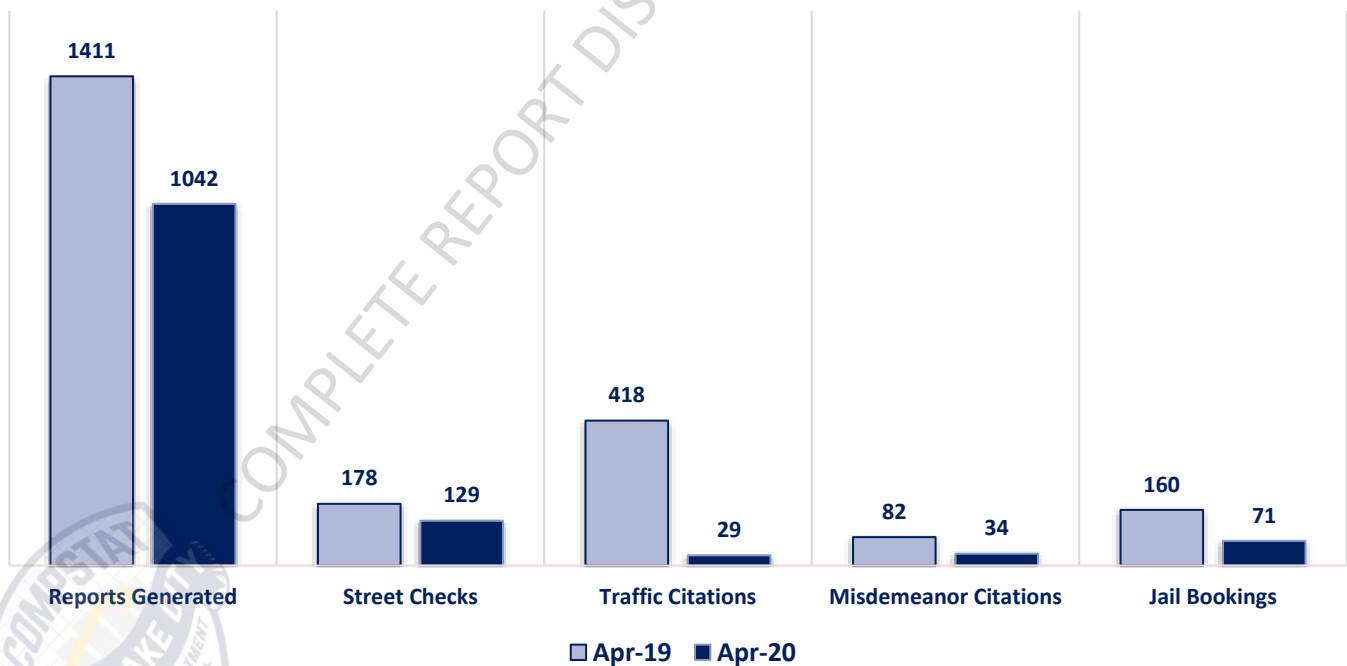
Part II Offenses



Non-UCR Offenses

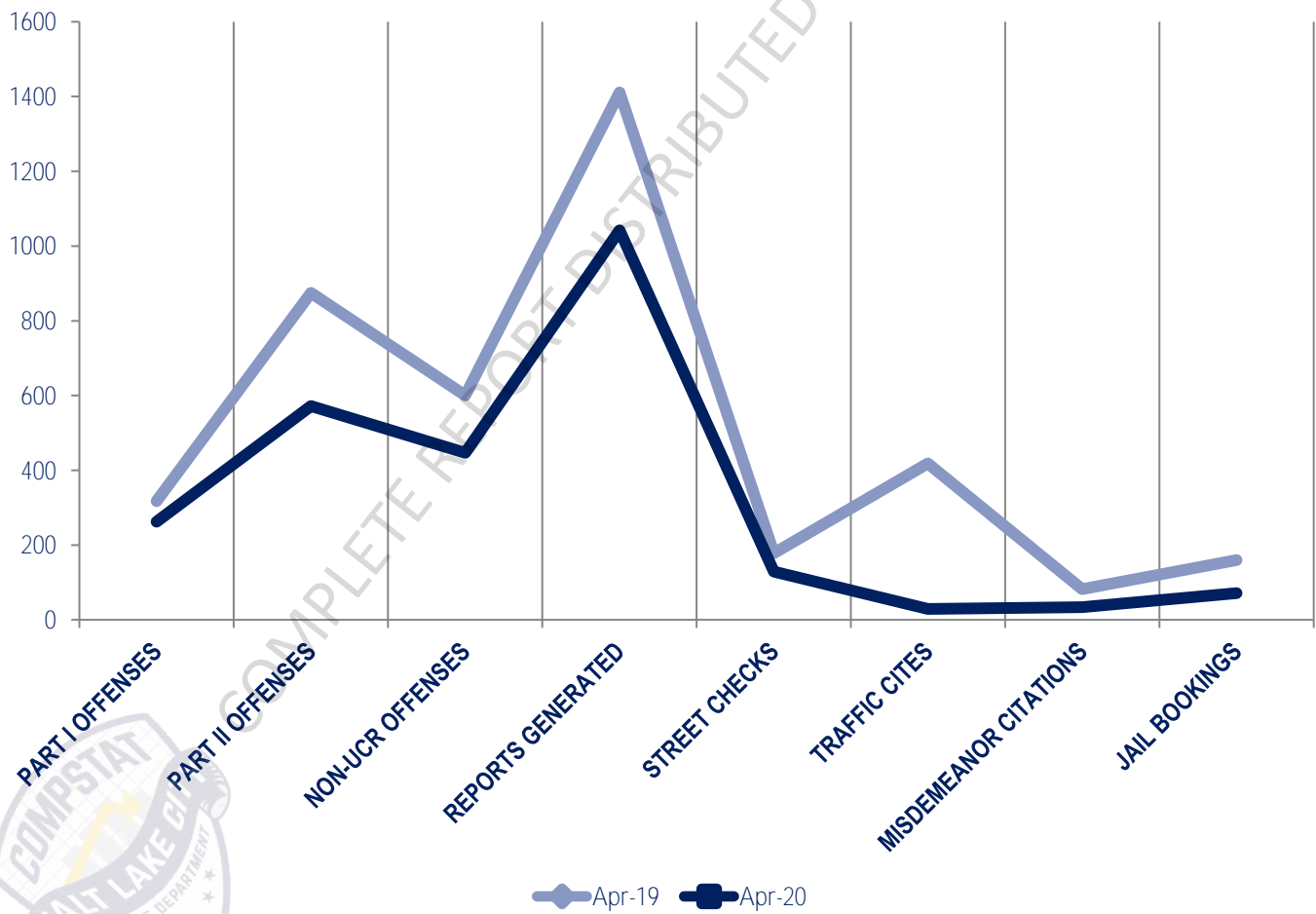


Other Event Totals



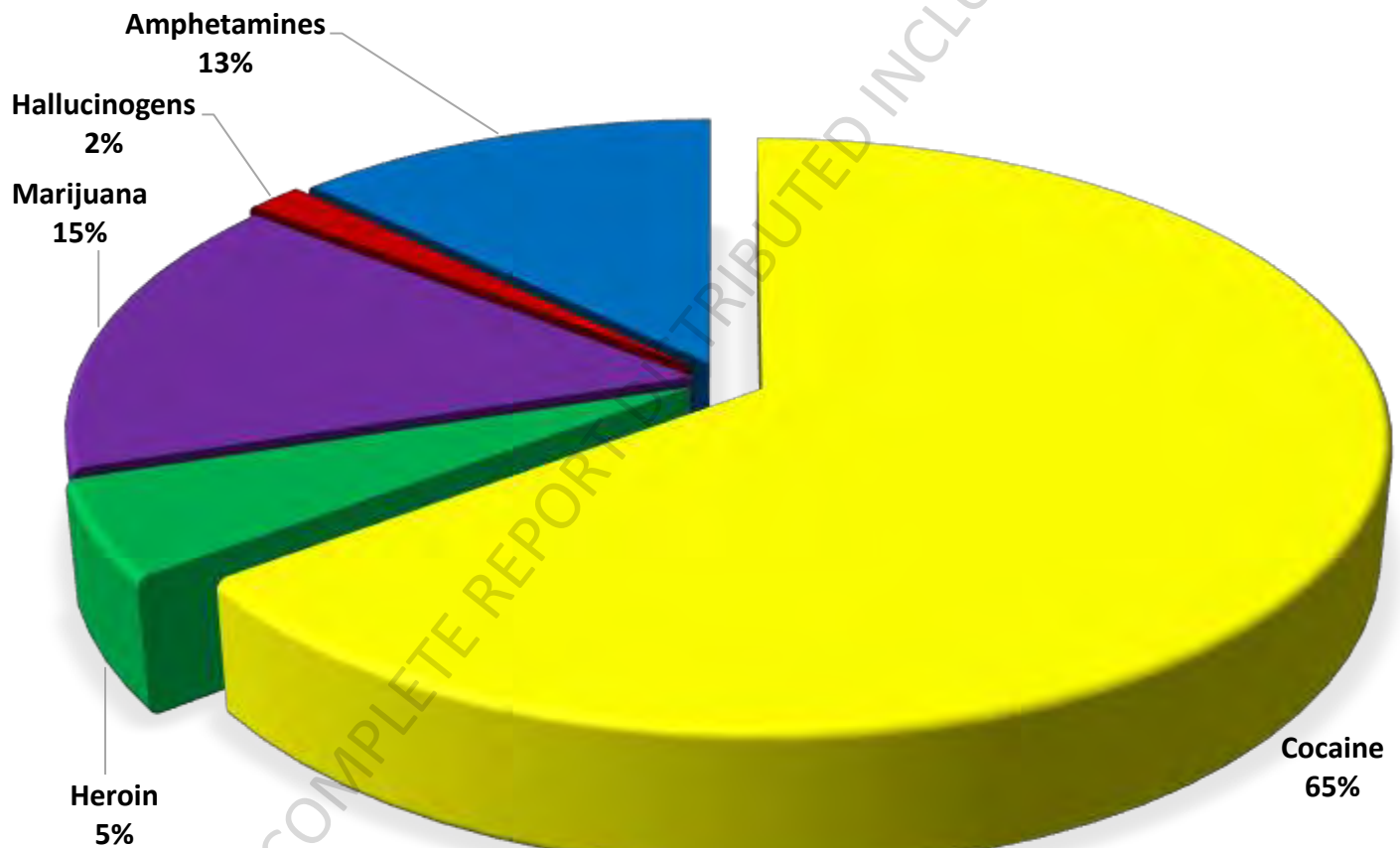
Combined Offense/Event Trends

	APR 2019	APR 2020
Part I Offenses	317	262
Part II Offenses	875	572
NonUCR Offenses	600	447
Reports Generated	1411	1042
Street Checks	178	129
Traffic Citations	418	29
Misdemeanor Citations	82	34
Jail Bookings	160	71

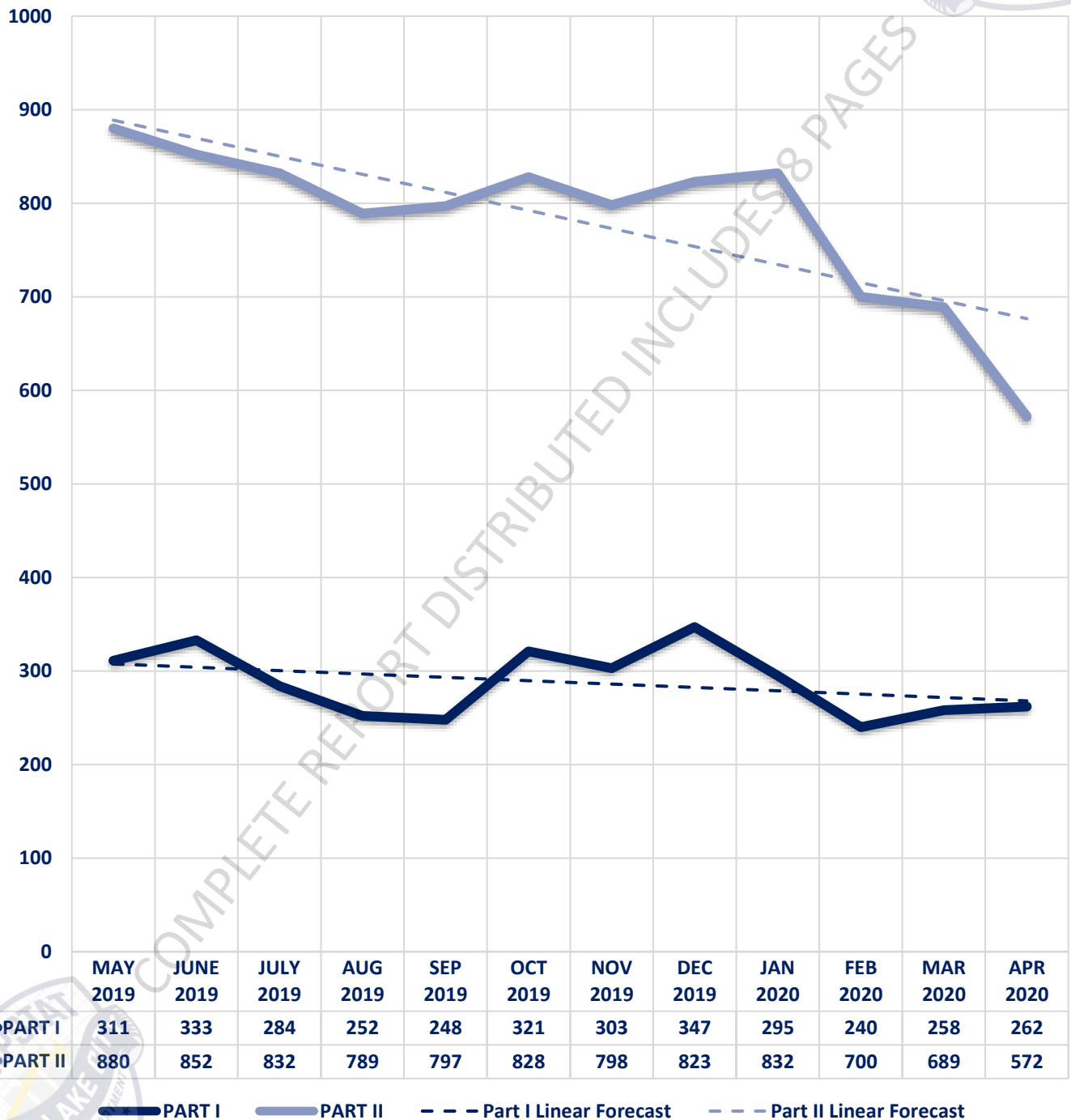


Seized Drugs

TYPE	DOSES	STREET VALUE
Cocaine	727.0	\$ 7,270.00
Heroin	59.4	\$ 594.00
Marijuana	174.8	\$ 1,048.72
Hallucinogens	18.0	\$ 35.98
Amphetamines	143.1	\$ 1,431.00
TOTAL	1122.3	\$ 10,379.70



Part I & II Offenses - One Year





CITY COUNCIL DISTRICT #4 MONTHLY OFFENSE SUMMARY

May 2020

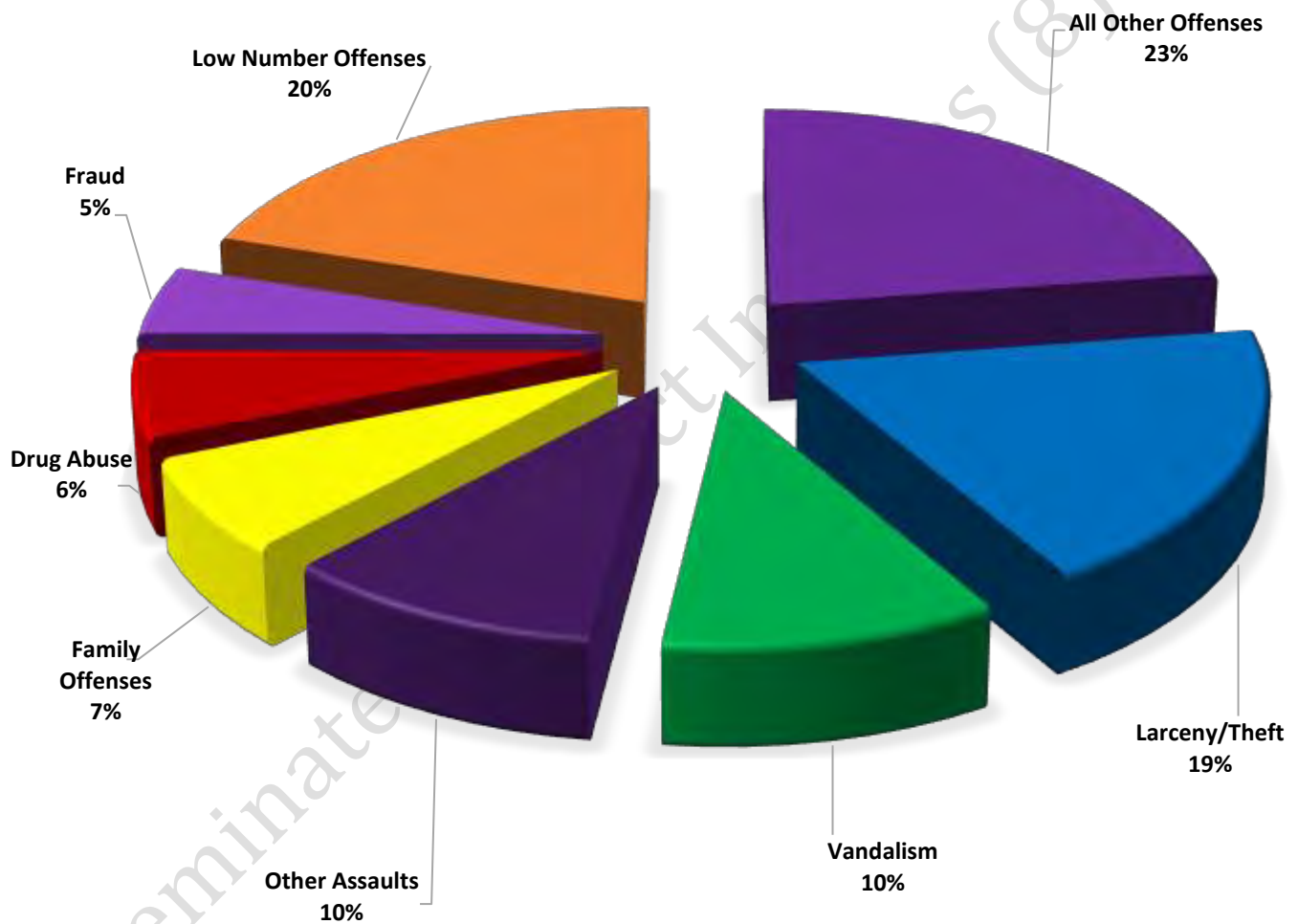
These figures represent preliminary counts of original Police Incident Reports and include all offenses within the above listed City Council District only. Full statistical analysis to determine the confidence level of this data has not been performed. The results contained herein are **approximate in relation to the listed area and may not fully coincide with data shown in other areas of SLCPD's Crime Statistics** page such as Calls for Service, Crimes Trending, and Crime Reports due to and reflective of departmental procedures that were in place at the time the event occurred and the date this data was compiled. Results displayed are not distinguished as attempted or completed crimes, do not include other calls for police service, and only represent police service where a report was made. Police Incident Reports are classified by primary offense categories as defined by the Uniform Crime Reporting (UCR) system, however for this report all offenses are included, and each incident may have more than one offense listed on it. In cases where there is more than one offense listed, all offenses are counted individually. Although every reasonable verification effort is made, the accuracy of any data is subject to the constraints of the report generation process as well as the manner, format, and point in time of any query.

PART I OFFENSES:	Chosen by the FBI as Part I Offenses because they are serious crimes that occur with regularity in all areas of the country and are likely to be reported to Police.
PART II OFFENSES:	All other crimes other than the eight Part I Offenses. The Uniform Crime Reporting Program gathers only arrest data for Part II Offenses, however, SLCPD results displayed in this document display all Part II Offenses, regardless of the presence of arrest data.
ALL OTHER OFFENSES:	Under the Part II Offense section, 'All Other Offenses' include Peeping Tom, Trespass, Kidnap/Abduction, Pornography, Extortion/Blackmail, Bribery, Warrants, Sexual Offenses, Obstruction, Public Peace, and Hit & Run.
NON-UCR OFFENSES:	Non-UCR Offenses include reports for all other offenses not classified as a Part I or Part II Offense. Results displayed separate some of these offenses such as Ambulance Calls, Deaths, Missing Persons, Suicides, Suspicious Activity, and Traffic Accidents.
ALL OTHER NON-UCR:	Under the Non-UCR category, 'All Other' include the remainder of offenses not classified as Part I or Part II and not separated from the Non-UCR Offenses. These include things such as Loud Parties, Barking Dogs, Mentally Ill Subjects, Citizen Assistance, etc.
LOW NUMBER OFFENSES:	On page two, in the interest of space and allowing for easier viewing, the category titled 'Low Number Offenses' include Part I and Part II Offenses from page one that have totals under the amount of 44.

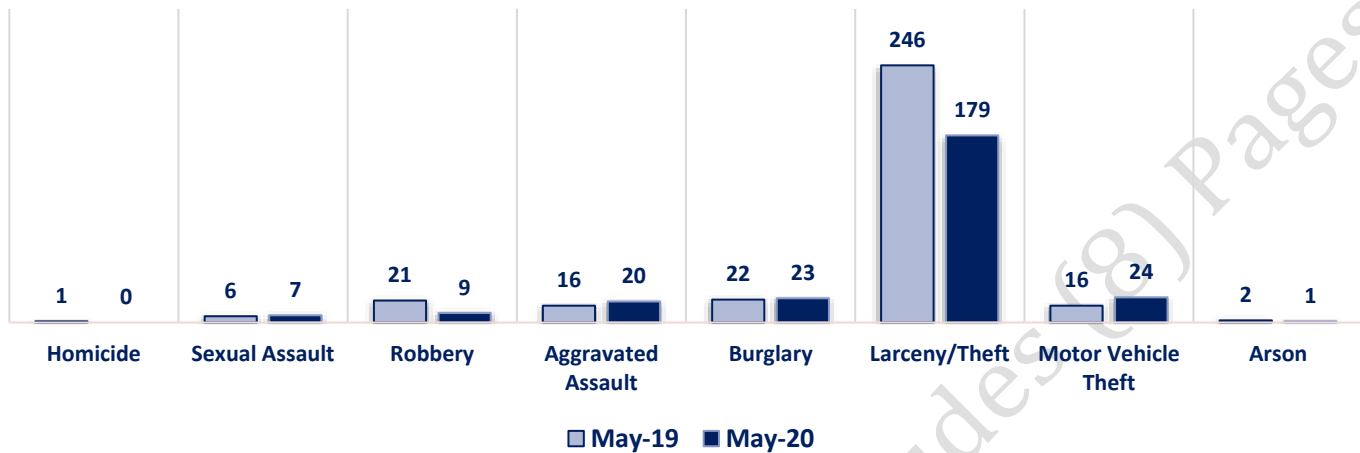
Offenses

PART I OFFENSES VIOLENT PROPERTY		OFFENSE		MAY 19	MAY 20	OFFENSE		MAY 19	MAY 20	PART II OFFENSES
		Homicide		1	0	Other Assaults		121	96	
		Sexual Assault		6	7	Forgery/Counterfeit		22	10	
		Robbery		21	9	Fraud		70	47	
		Aggravated Assault		16	20	Embezzlement		0	0	
		Burglary		22	23	Stolen Property		3	4	
		Larceny/Theft		246	179	Vandalism		60	100	
		Motor Vehicle Theft		16	24	Weapons		6	7	
		Arson		2	1	Prostitution		4	1	
		PART I TOTALS		330	263	Sex Offenses		6	2	
NON-UCR OFFENSES		Ambulance Calls		54	67	Drug Abuse		100	59	
		Deaths		8	6	Gambling		1	0	
		Missing Persons		20	14	Family Offenses		54	64	
		Suicides		0	2	DUI		14	5	
		Suspicious Activity		31	26	Liquor Laws		2	2	
		Traffic Accidents		157	65	Drunkenness		52	26	
		All Other		360	306	Disorderly Conduct		43	44	
		NON-UCR TOTALS		630	486	All Other Offenses		311	215	
TOTALS		PART I OFFENSES		330	263	Curfew/Loitering		0	0	
		PART II OFFENSES		884	687	Runaway		15	5	
		NON-UCR OFFENSES		630	486	PART II TOTALS		884	687	
		TOTAL		1844	1436					

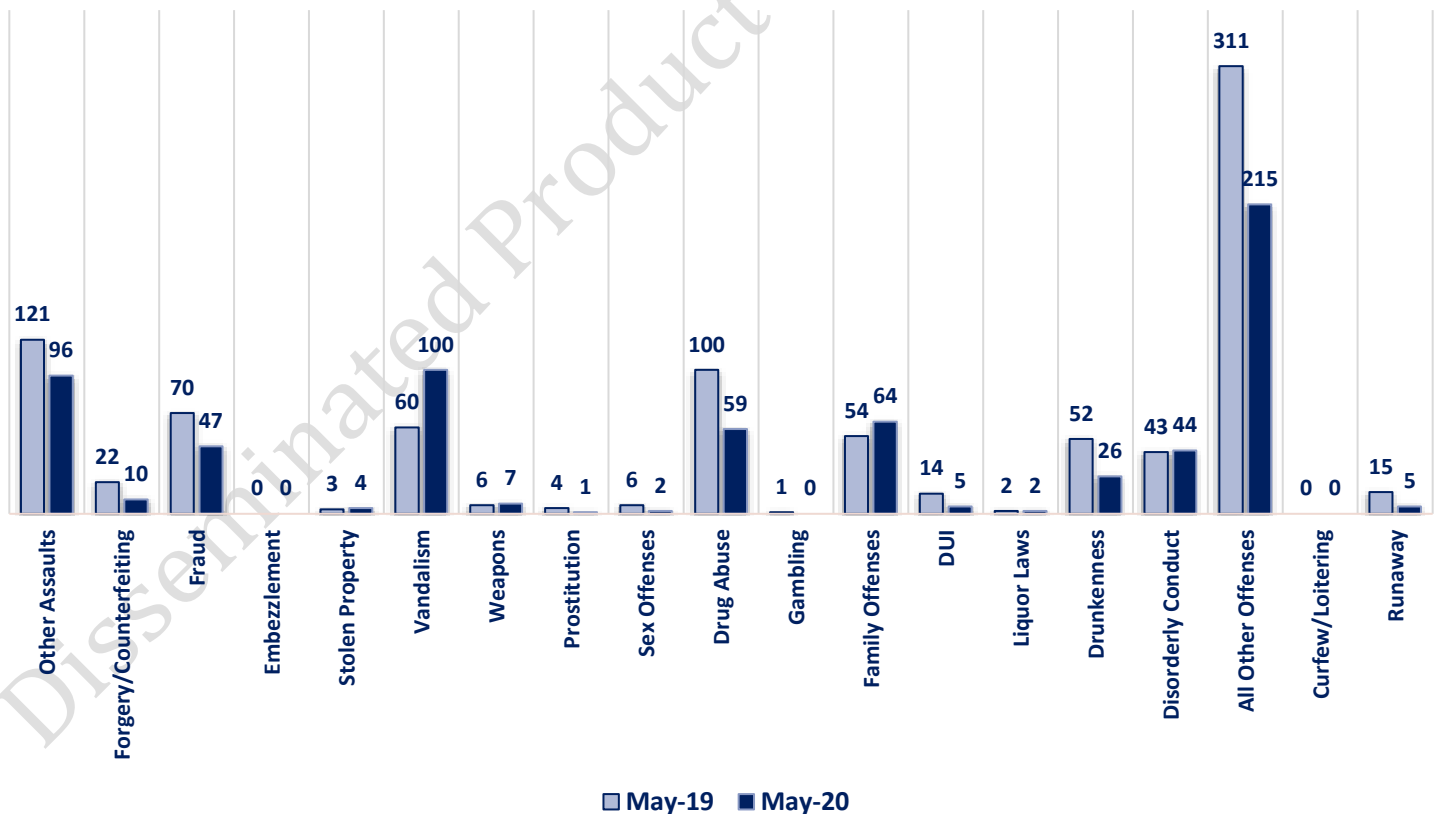
MAY 2020- PART I & II OFFENSE PERCENTAGES



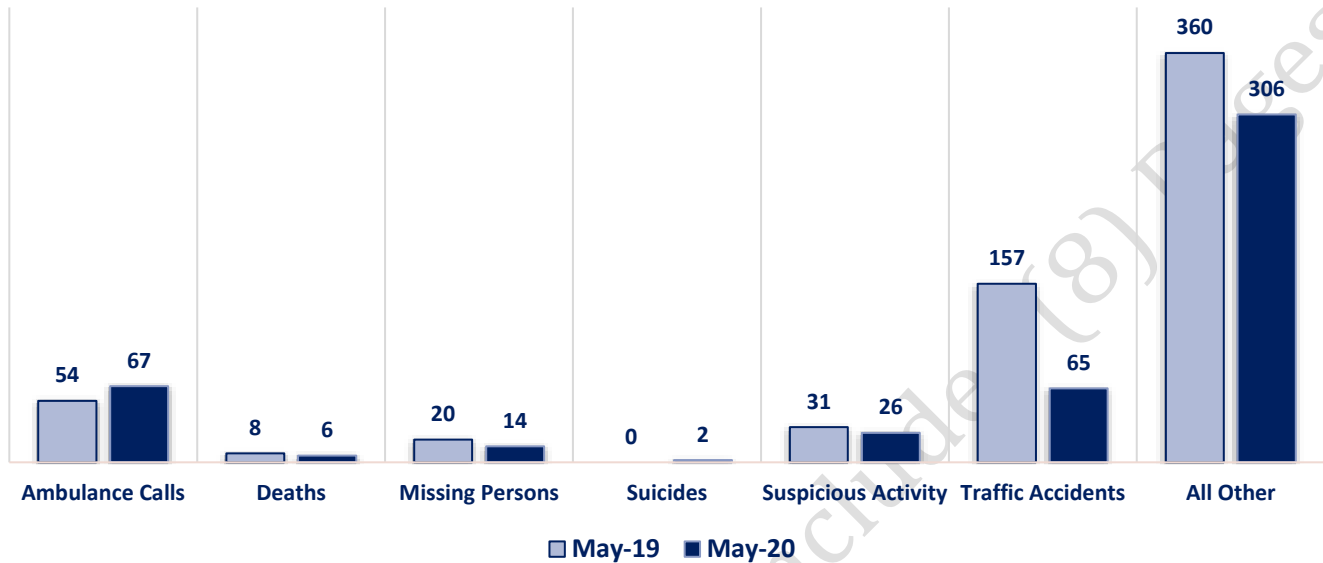
Part I Offenses



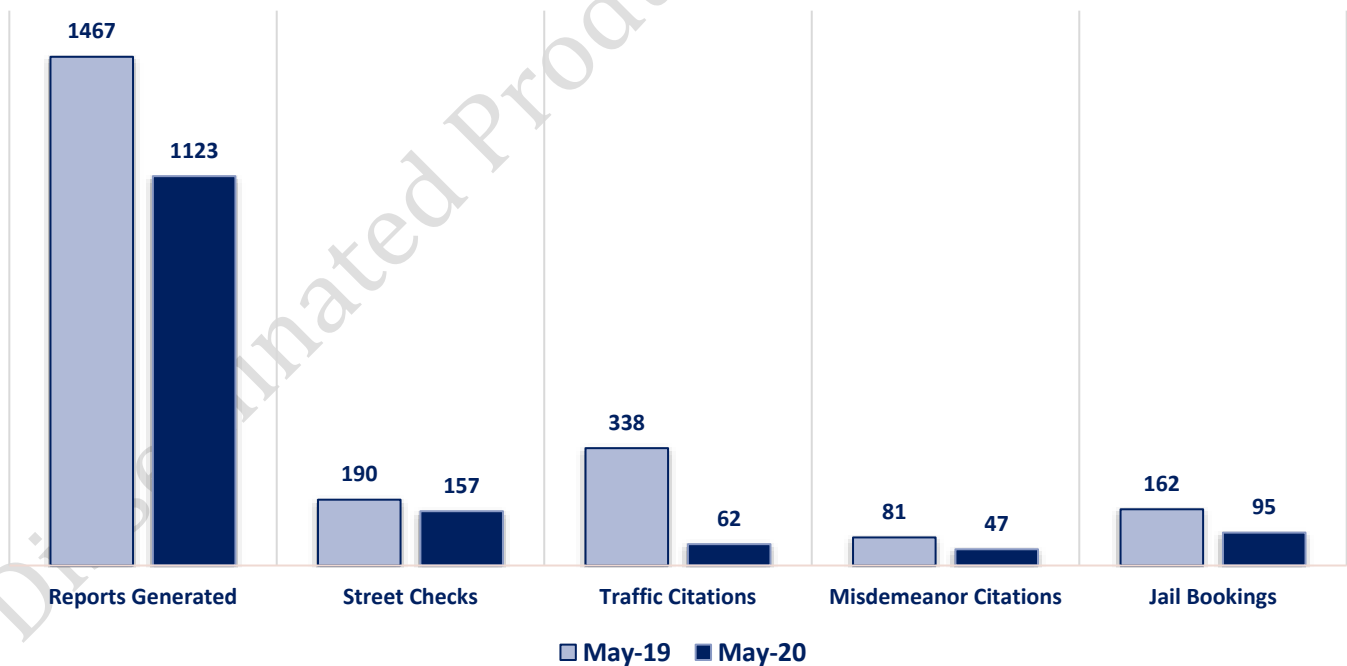
Part II Offenses



Non-UCR Offenses

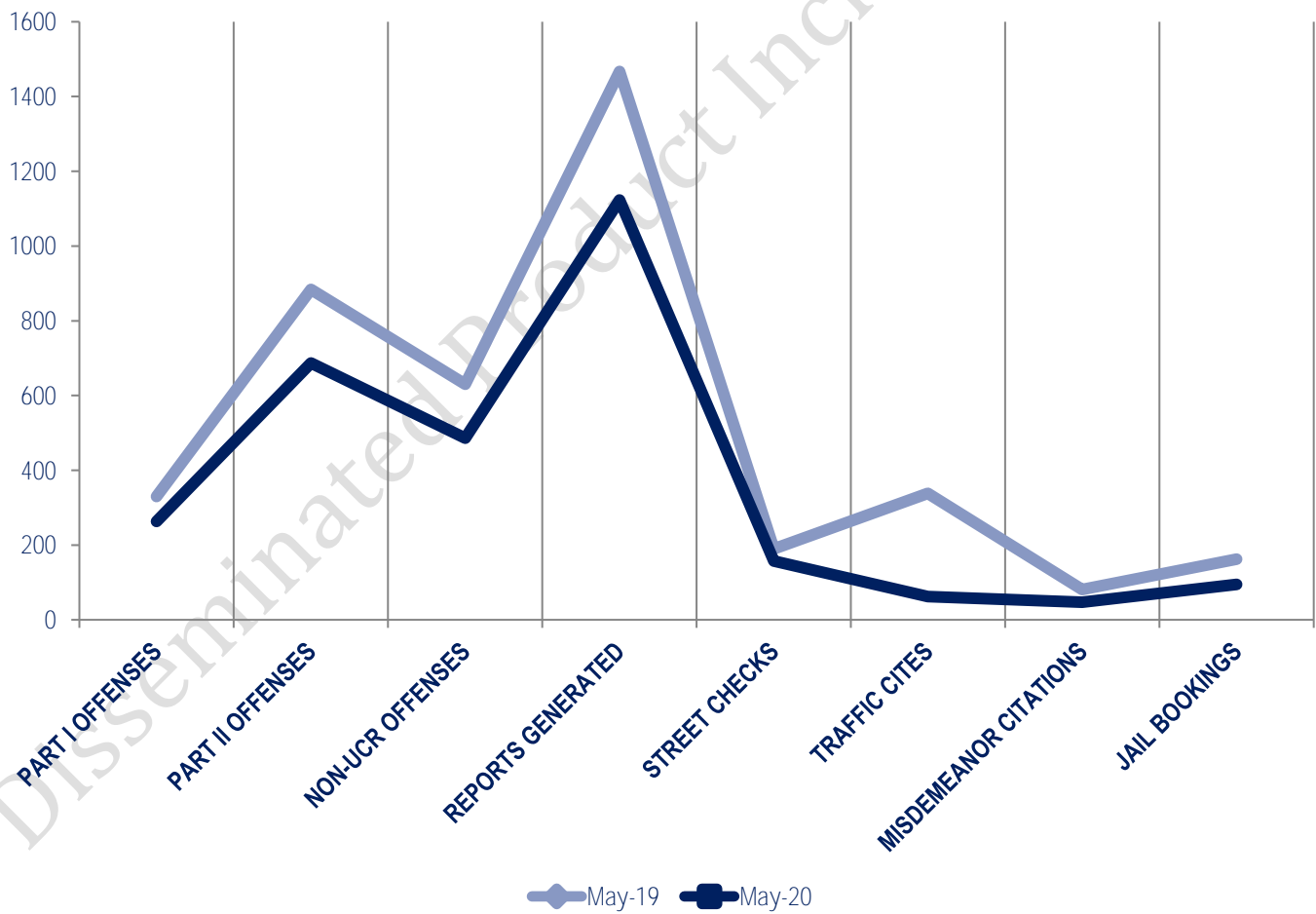


Other Event Totals



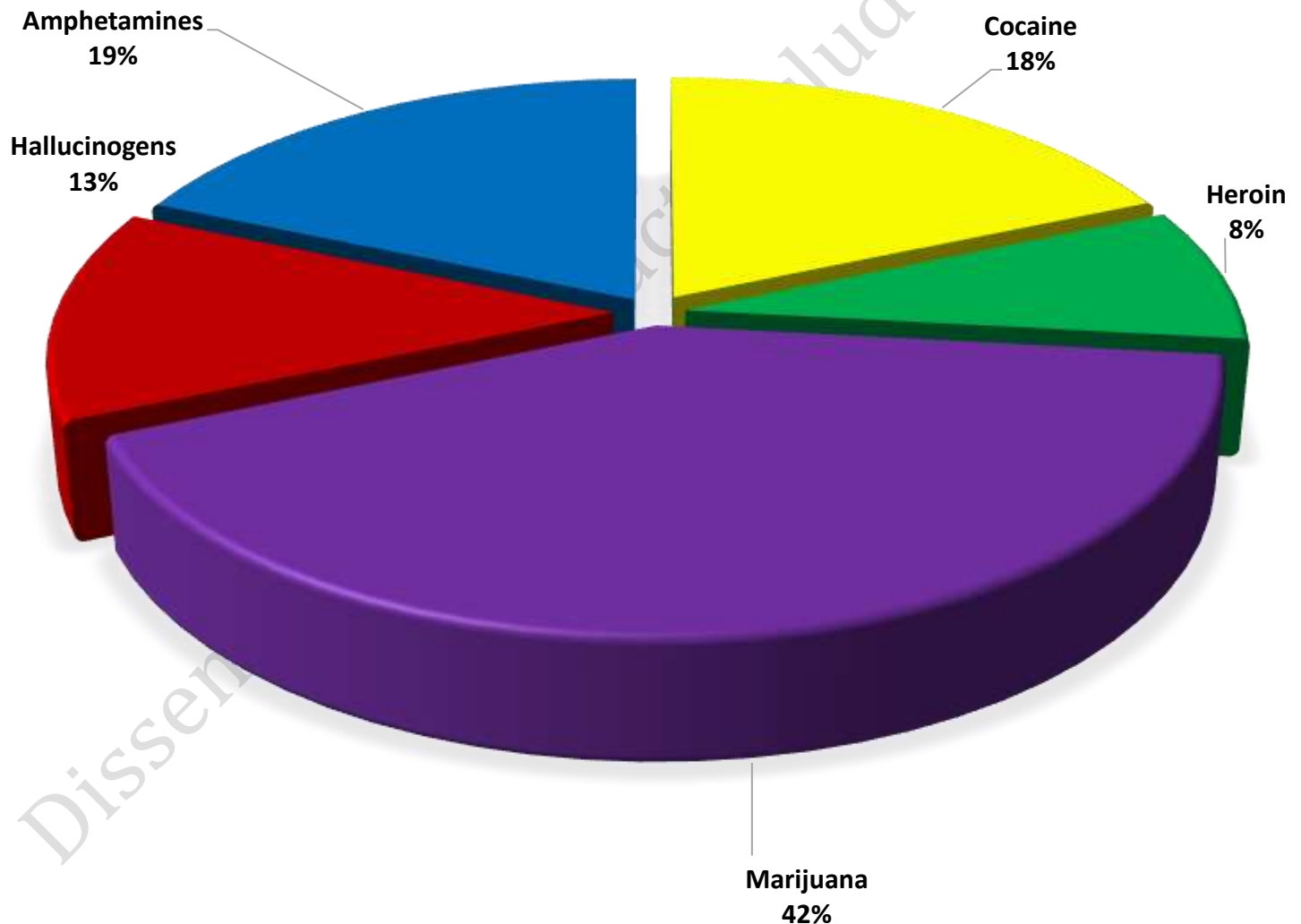
Combined Offense/Event Trends

	MAY 2019	MAY 2020
Part I Offenses	330	263
Part II Offenses	884	687
NonUCR Offenses	630	486
Reports Generated	1467	1123
Street Checks	190	157
Traffic Citations	338	62
Misdemeanor Citations	81	47
Jail Bookings	162	95

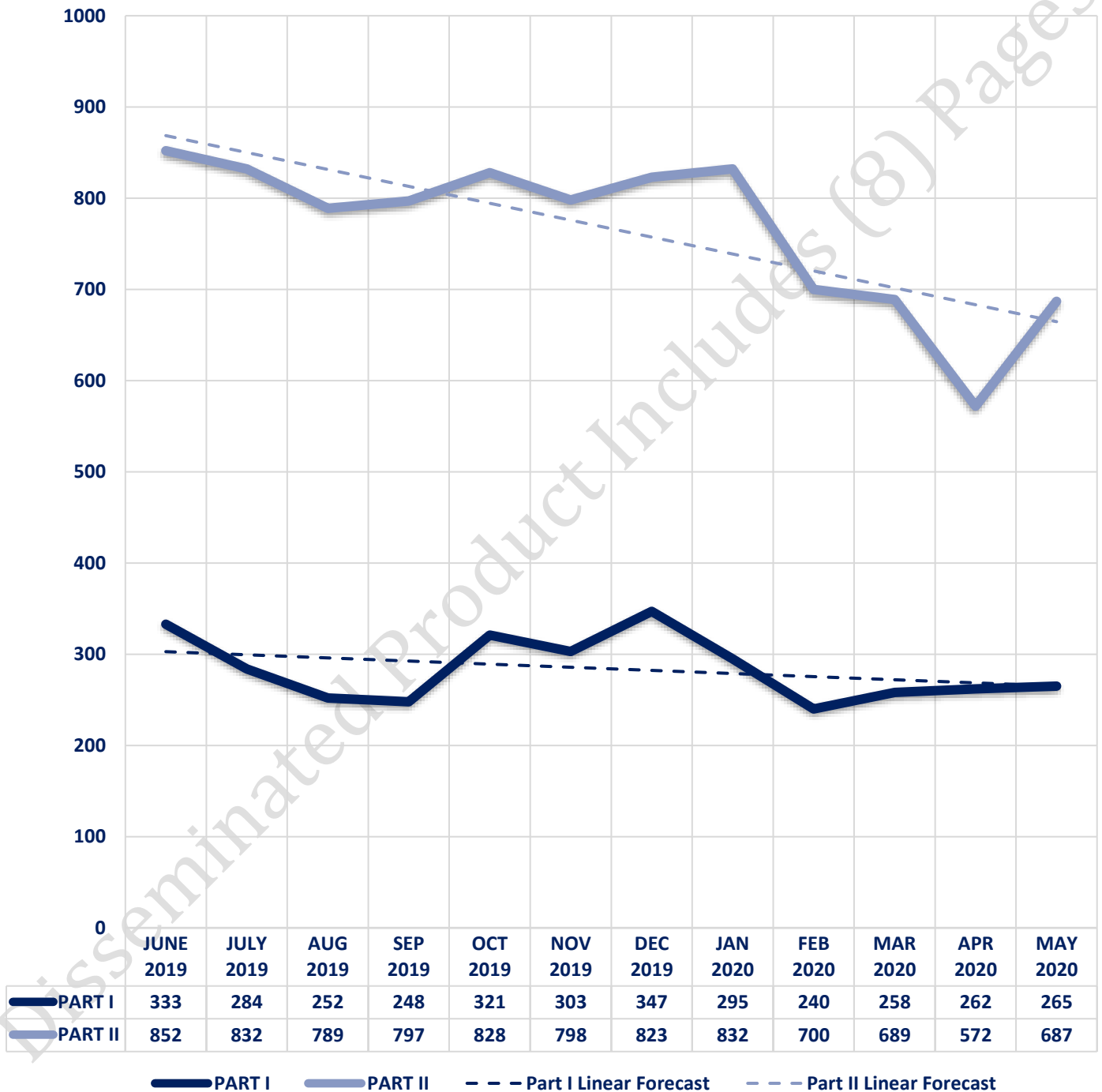


Seized Drugs

TYPE	DOSES	STREET VALUE
Cocaine	199.0	\$ 1,990.00
Heroin	88.1	\$ 881.00
Marijuana	448.9	\$ 2,693.20
Hallucinogens	138.8	\$ 277.61
Amphetamines	199.0	\$ 1,990.00
TOTAL	1073.8	\$ 7,831.81



Part I & II Offenses - One Year





CITY COUNCIL DISTRICT #4 MONTHLY OFFENSE SUMMARY

JUNE 2020

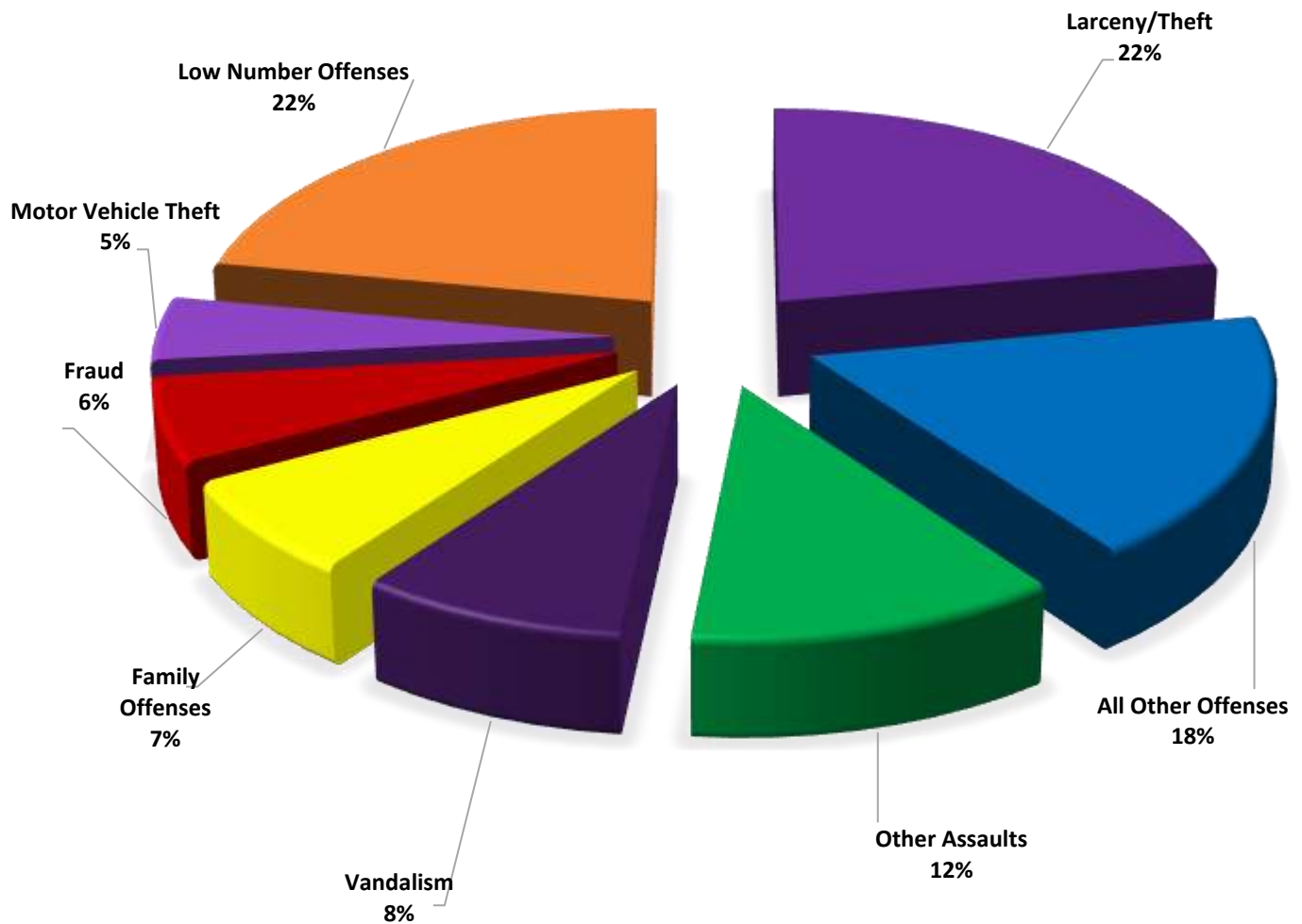
These figures represent preliminary counts of original Police Incident Reports and include all offenses within the above listed City Council District only. Full statistical analysis to determine the confidence level of this data has not been performed. The results contained herein are **approximate in relation to the listed area and may not fully coincide with data shown in other areas of SLCPD's Crime Statistics** page such as Calls for Service, Crimes Trending, and Crime Reports due to and reflective of departmental procedures that were in place at the time the event occurred and the date this data was compiled. Results displayed are not distinguished as attempted or completed crimes, do not include other calls for police service, and only represent police service where a report was made. Police Incident Reports are classified by primary offense categories as defined by the Uniform Crime Reporting (UCR) system, however for this report all offenses are included, and each incident may have more than one offense listed on it. In cases where there is more than one offense listed, all offenses are counted individually. Although every reasonable verification effort is made, the accuracy of any data is subject to the constraints of the report generation process as well as the manner, format, and point in time of any query.

PART I OFFENSES:	Chosen by the FBI as Part I Offenses because they are serious crimes that occur with regularity in all areas of the country and are likely to be reported to Police.
PART II OFFENSES:	All other crimes other than the eight Part I Offenses. The Uniform Crime Reporting Program gathers only arrest data for Part II Offenses, however, SLCPD results displayed in this document display all Part II Offenses, regardless of the presence of arrest data.
ALL OTHER OFFENSES:	Under the Part II Offense section, 'All Other Offenses' include Peeping Tom, Trespass, Kidnap/Abduction, Pornography, Extortion/Blackmail, Bribery, Warrants, Sexual Offenses, Obstruction, Public Peace, and Hit & Run.
NON-UCR OFFENSES:	Non-UCR Offenses include reports for all other offenses not classified as a Part I or Part II Offense. Results displayed separate some of these offenses such as Ambulance Calls, Deaths, Missing Persons, Suicides, Suspicious Activity, and Traffic Accidents.
ALL OTHER NON-UCR:	Under the Non-UCR category, 'All Other' include the remainder of offenses not classified as Part I or Part II and not separated from the Non-UCR Offenses. These include things such as Loud Parties, Barking Dogs, Mentally Ill Subjects, Citizen Assistance, etc.
LOW NUMBER OFFENSES:	On page two, in the interest of space and allowing for easier viewing, the category titled 'Low Number Offenses' include Part I and Part II Offenses from page one that have totals under the amount of 32.

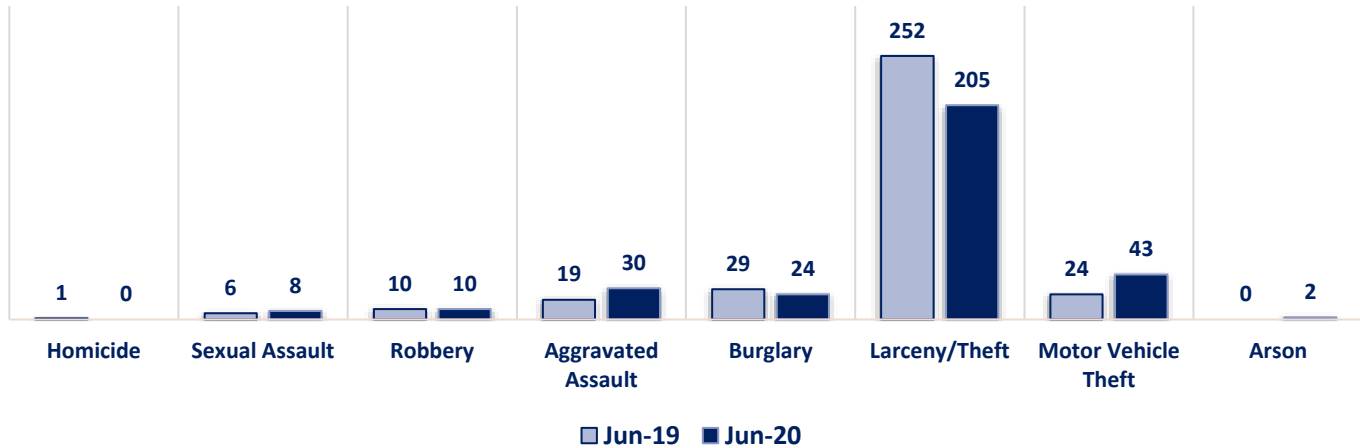
Offenses

PART I OFFENSES	OFFENSE	JUN 19	JUN 20	OFFENSE	JUN 19	JUN 20	PART II OFFENSES
	Homicide	1	0	Other Assaults	141	109	
	Sexual Assault	6	8	Forgery/Counterfeit	13	11	
	Robbery	10	10	Fraud	44	57	
	Aggravated Assault	19	30	Embezzlement	0	0	
	Burglary	29	24	Stolen Property	9	5	
	Larceny/Theft	252	205	Vandalism	81	79	
	Motor Vehicle Theft	24	43	Weapons	4	3	
	Arson	0	2	Prostitution	5	0	
NON-UCR OFFENSES	PART I TOTALS	341	322	Sex Offenses	4	6	
	Ambulance Calls	89	46	Drug Abuse	73	32	
	Deaths	3	7	Gambling	1	0	
	Missing Persons	21	11	Family Offenses	55	65	
	Suicides	1	0	DUI	15	9	
	Suspicious Activity	30	33	Liquor Laws	3	4	
	Traffic Accidents	132	73	Drunkenness	48	21	
	All Other	366	285	Disorderly Conduct	36	28	
	NON-UCR TOTALS	642	455	All Other Offenses	324	166	
TOTALS	PART I OFFENSES	341	322	Curfew/Loitering	1	0	
	PART II OFFENSES	864	607	Runaway	7	12	
	NON-UCR OFFENSES	642	455	PART II TOTALS	864	607	
	TOTAL	1847	1384				

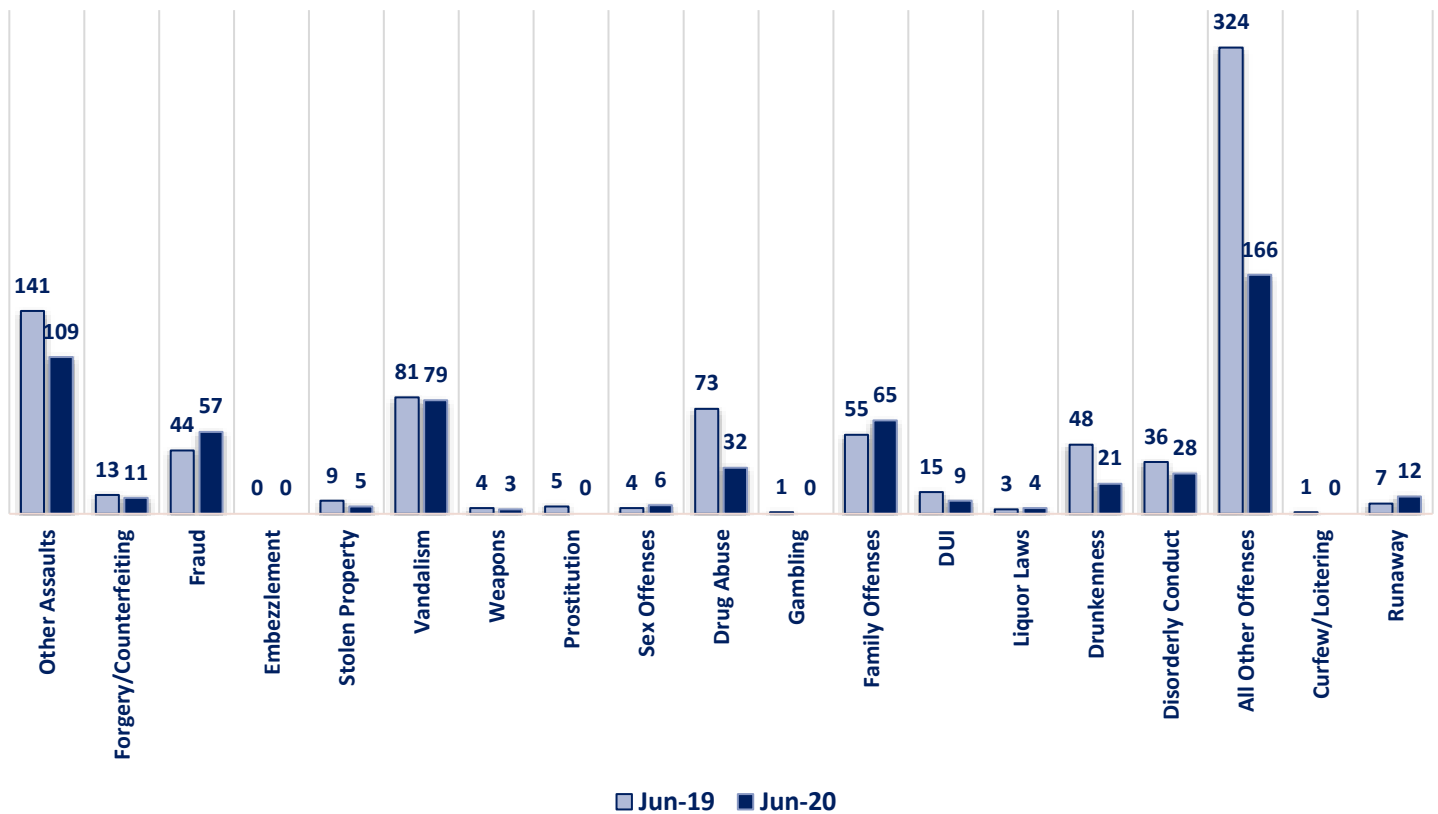
JUNE 2020 - PART I & II OFFENSE PERCENTAGES



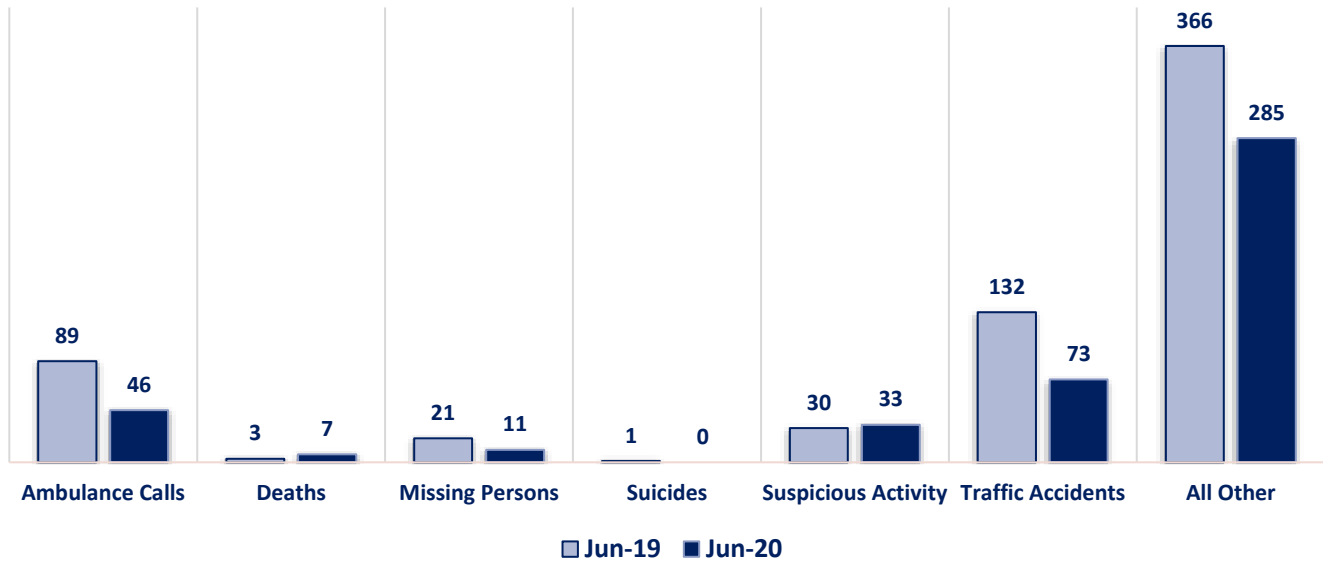
Part I Offenses



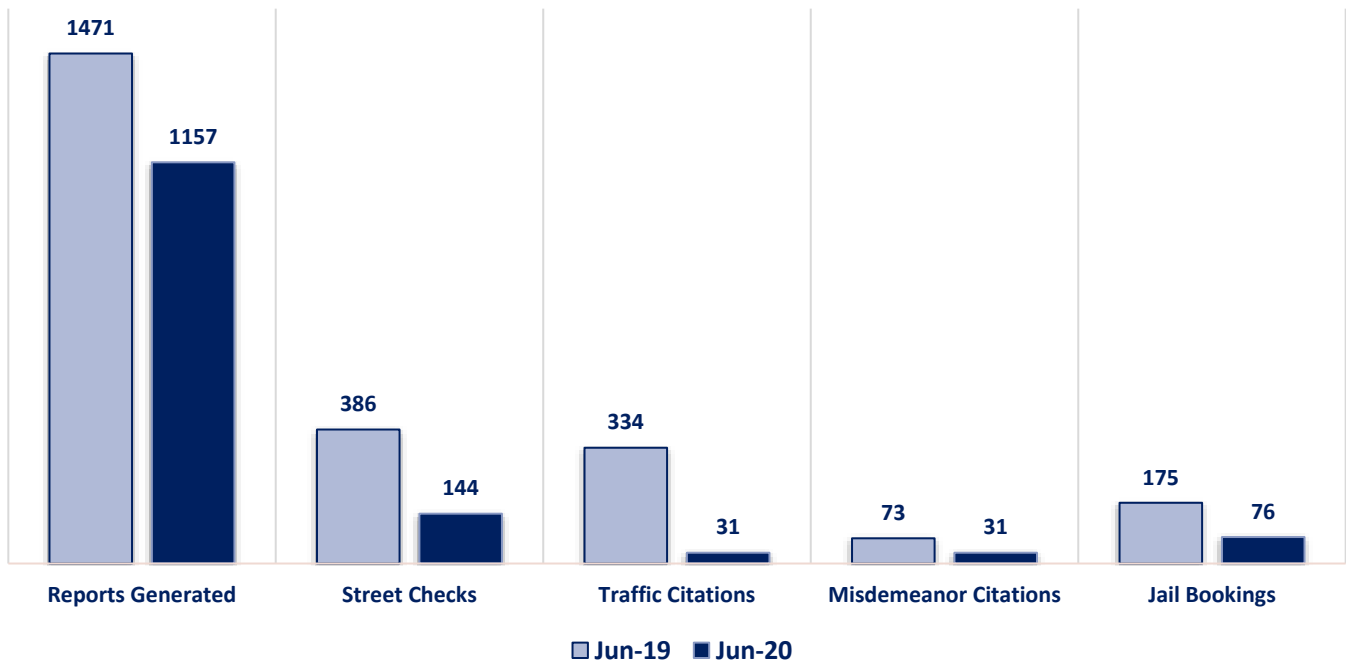
Part II Offenses



Non-UCR Offenses

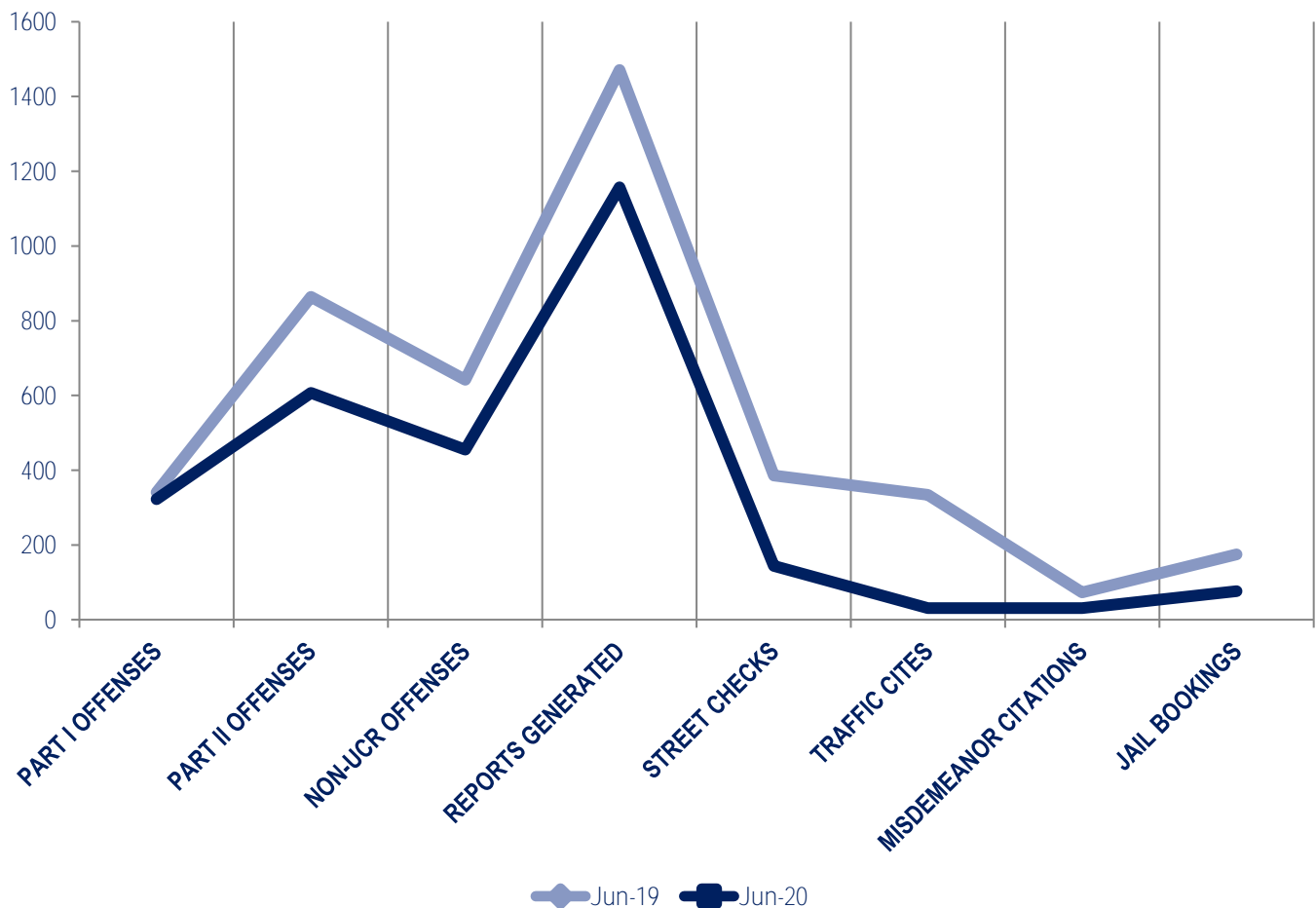


Other Event Totals



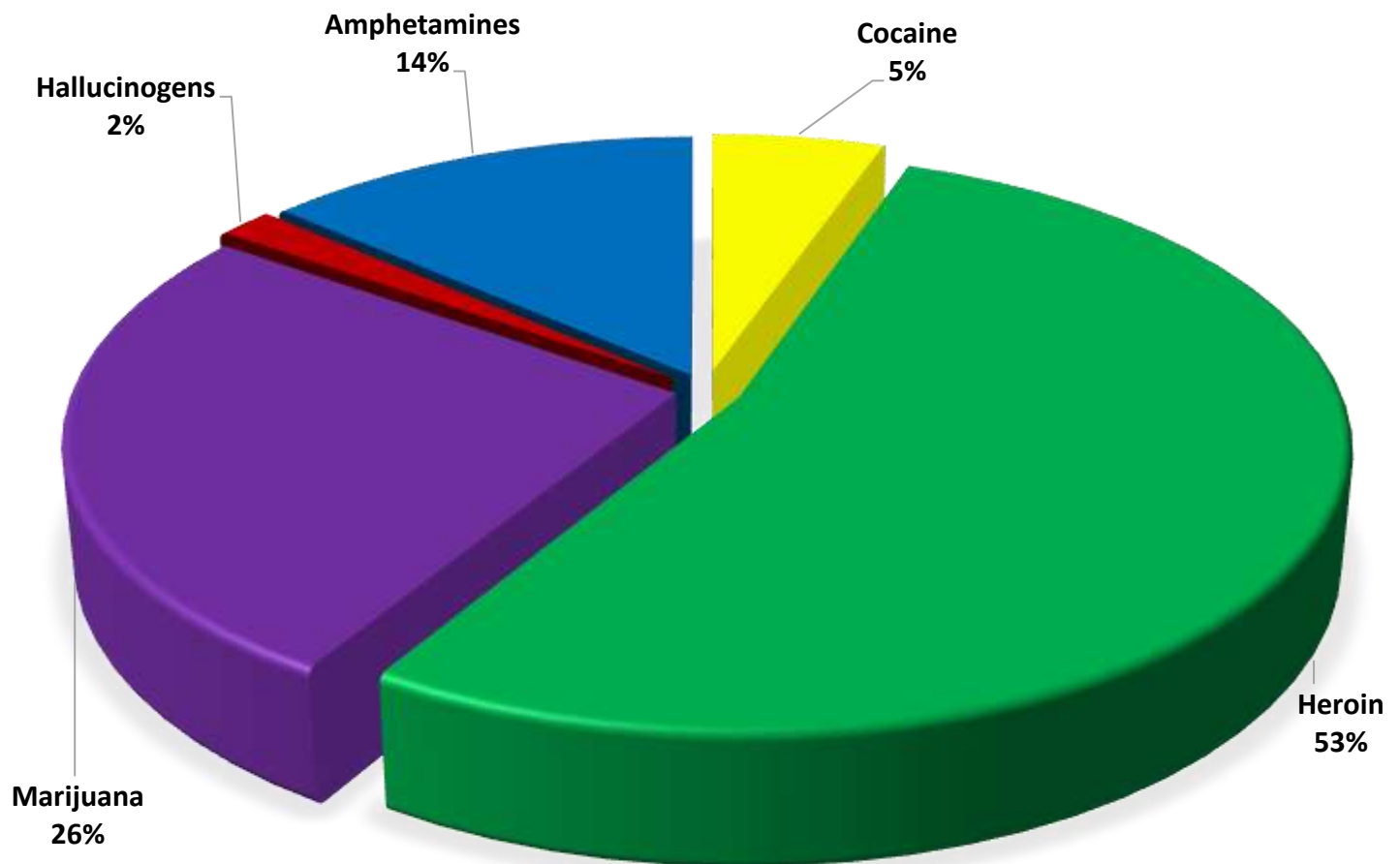
Combined Offense/Event Trends

	JUN 2019	JUN 2020
Part I Offenses	341	322
Part II Offenses	864	607
NonUCR Offenses	642	455
Reports Generated	1471	1157
Street Checks	386	144
Traffic Citations	334	31
Misdemeanor Citations	73	31
Jail Bookings	175	76

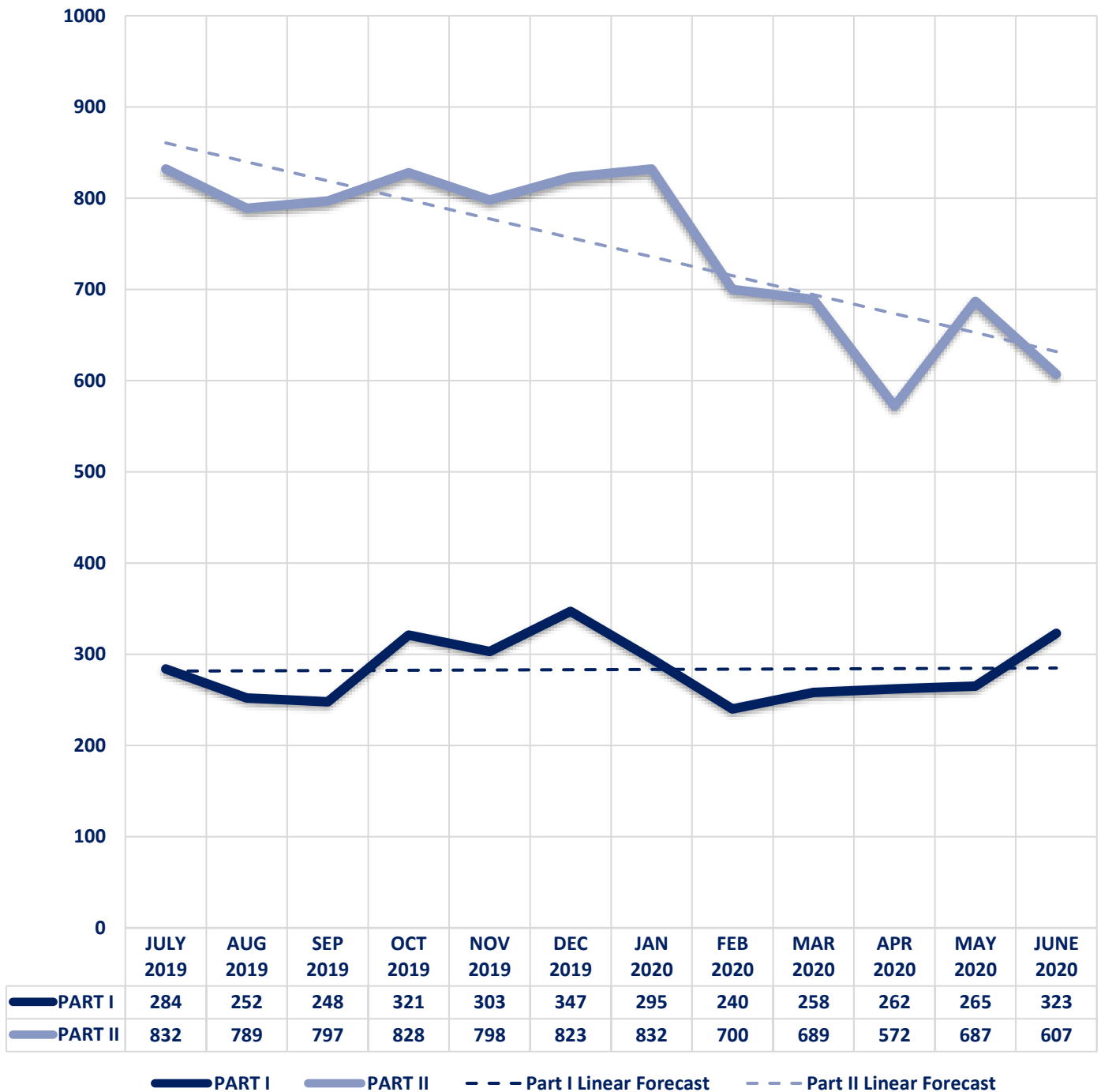


Seized Drugs

TYPE	DOSES	STREET VALUE
Cocaine	83.0	\$ 830.00
Heroin	825.5	\$ 8,255.00
Marijuana	401.8	\$ 2,410.63
Hallucinogens	26.3	\$ 52.68
Amphetamines	210.0	\$ 2,100.00
TOTAL	1546.6	\$ 13,648.30



Part I & II Offenses - One Year





CITY COUNCIL DISTRICT #4 MONTHLY OFFENSE SUMMARY

July 2020

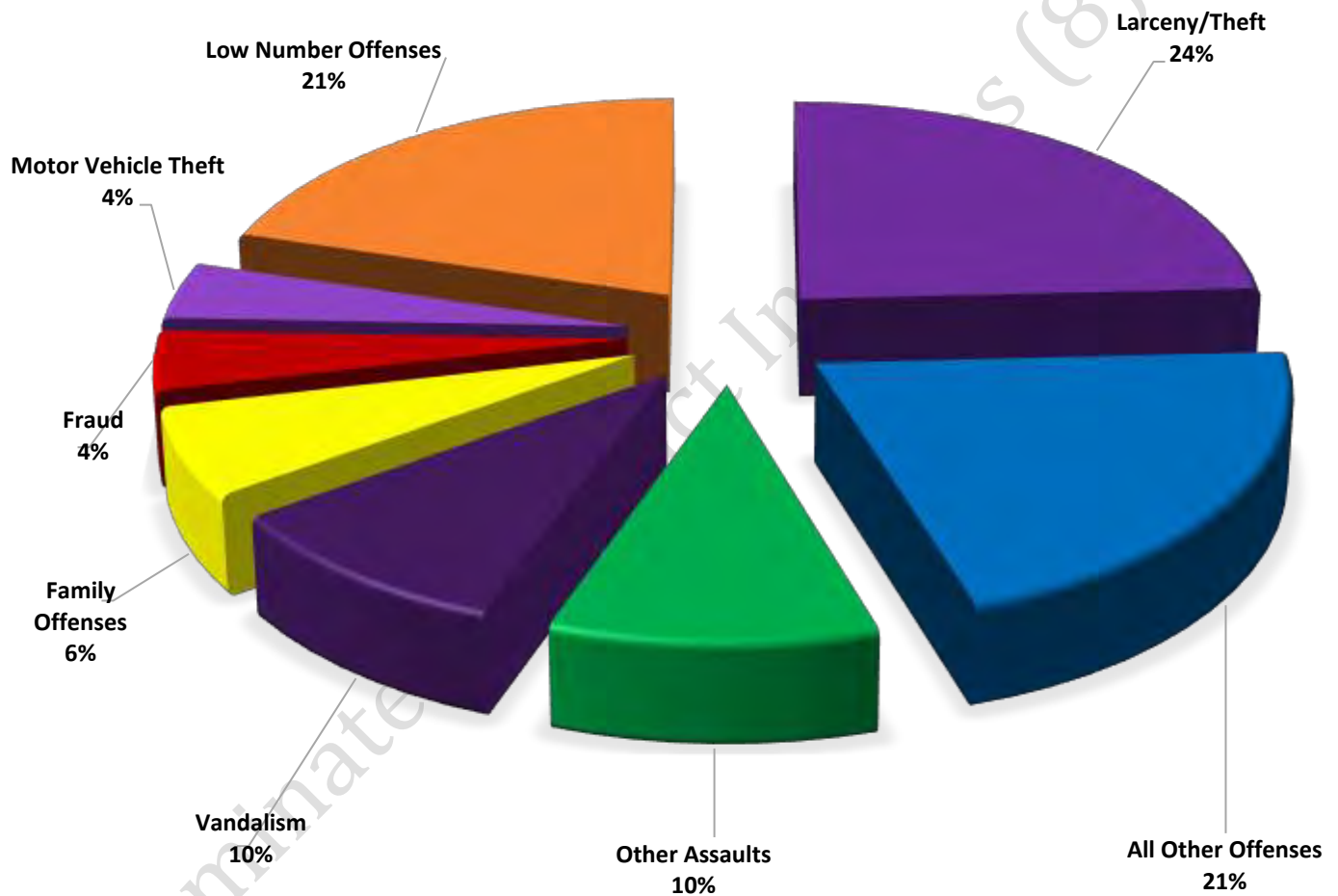
These figures represent preliminary counts of original Police Incident Reports and include all offenses within the above listed City Council District only. Full statistical analysis to determine the confidence level of this data has not been performed. The results contained herein are **approximate in relation to the listed area and may not fully coincide with data shown in other areas of SLCPD's Crime Statistics** page such as Calls for Service, Crimes Trending, and Crime Reports due to and reflective of departmental procedures that were in place at the time the event occurred and the date this data was compiled. Results displayed are not distinguished as attempted or completed crimes, do not include other calls for police service, and only represent police service where a report was made. Police Incident Reports are classified by primary offense categories as defined by the Uniform Crime Reporting (UCR) system, however for this report all offenses are included, and each incident may have more than one offense listed on it. In cases where there is more than one offense listed, all offenses are counted individually. Although every reasonable verification effort is made, the accuracy of any data is subject to the constraints of the report generation process as well as the manner, format, and point in time of any query.

PART I OFFENSES:	Chosen by the FBI as Part I Offenses because they are serious crimes that occur with regularity in all areas of the country and are likely to be reported to Police.
PART II OFFENSES:	All other crimes other than the eight Part I Offenses. The Uniform Crime Reporting Program gathers only arrest data for Part II Offenses, however, SLCPD results displayed in this document display all Part II Offenses, regardless of the presence of arrest data.
ALL OTHER OFFENSES:	Under the Part II Offense section, 'All Other Offenses' include Peeping Tom, Trespass, Kidnap/Abduction, Pornography, Extortion/Blackmail, Bribery, Warrants, Sexual Offenses, Obstruction, Public Peace, and Hit & Run.
NON-UCR OFFENSES:	Non-UCR Offenses include reports for all other offenses not classified as a Part I or Part II Offense. Results displayed separate some of these offenses such as Ambulance Calls, Deaths, Missing Persons, Suicides, Suspicious Activity, and Traffic Accidents.
ALL OTHER NON-UCR:	Under the Non-UCR category, 'All Other' include the remainder of offenses not classified as Part I or Part II and not separated from the Non-UCR Offenses. These include things such as Loud Parties, Barking Dogs, Mentally Ill Subjects, Citizen Assistance, etc.
LOW NUMBER OFFENSES:	On page two, in the interest of space and allowing for easier viewing, the category titled 'Low Number Offenses' include Part I and Part II Offenses from page one that have totals under the amount of 41.

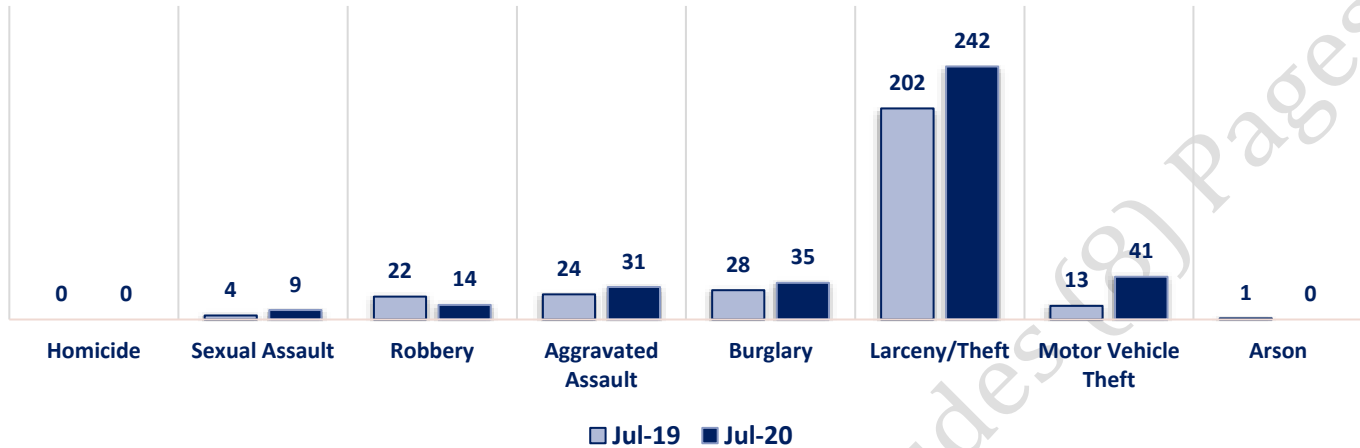
Offenses

PART I OFFENSES VIOLENT PROPERTY		OFFENSE		JUL 19	JUL 20	PART II OFFENSES			
		Homicide		0	0				
		Sexual Assault		4	9				
		Robbery		22	14				
		Aggravated Assault		24	31				
		Burglary		28	35				
		Larceny/Theft		202	242				
		Motor Vehicle Theft		13	41				
		Arson		1	0				
		PART I TOTALS		294	372				
NON-UCR OFFENSES		Ambulance Calls		97	62	Drug Abuse		114	41
		Deaths		11	13	Gambling		1	0
		Missing Persons		26	12	Family Offenses		45	63
		Suicides		2	2	DUI		15	2
		Suspicious Activity		37	36	Liquor Laws		4	0
		Traffic Accidents		142	70	Drunkenness		55	21
		All Other		402	300	Disorderly Conduct		37	18
		NON-UCR TOTALS		717	495	All Other Offenses		329	211
TOTALS		PART I OFFENSES		294	372	Curfew/Loitering		0	0
		PART II OFFENSES		867	628	Runaway		10	3
		NON-UCR OFFENSES		717	495	PART II TOTALS		867	628
		TOTAL		1878	1495				

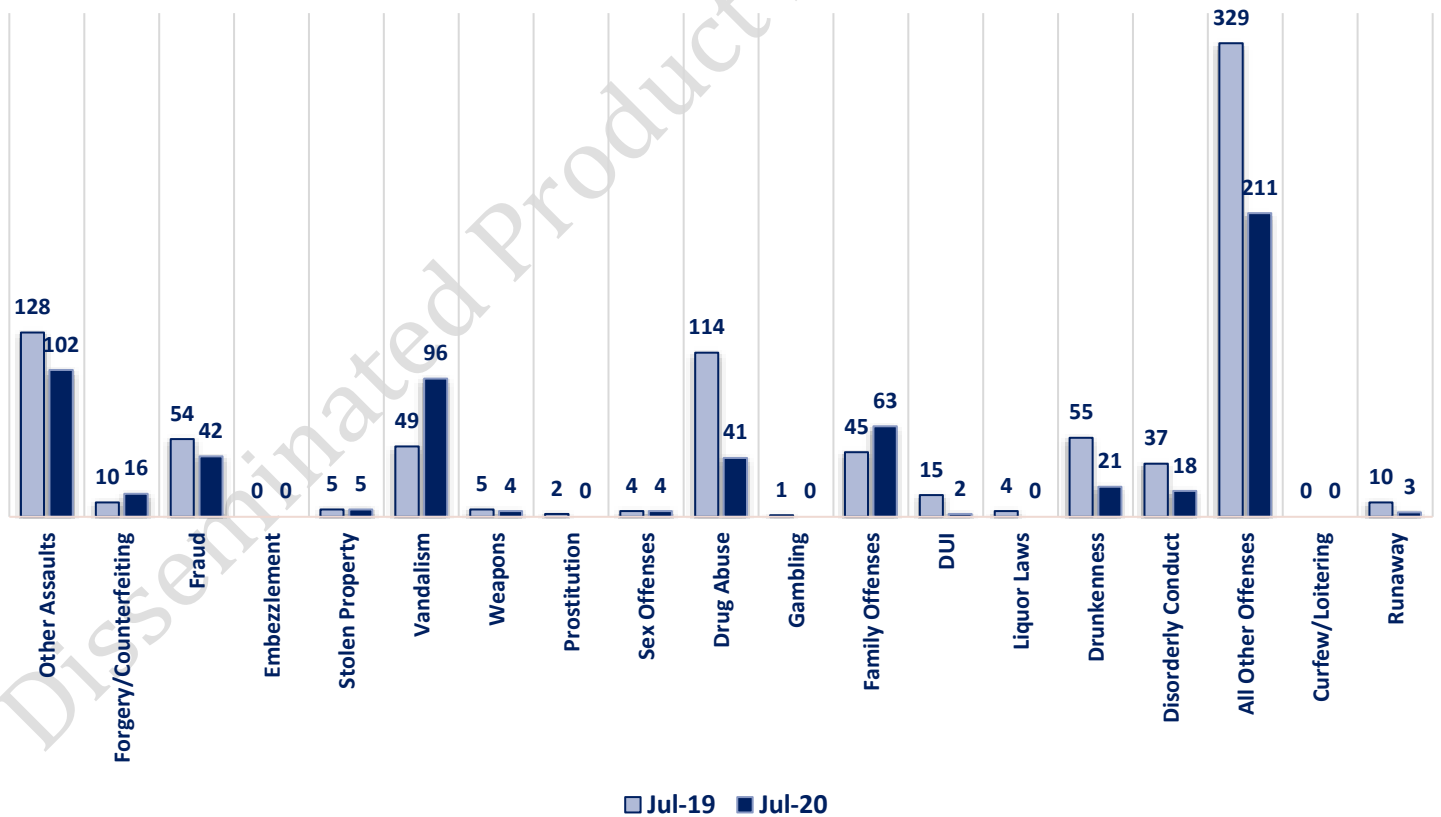
JULY 2020- PART I & II OFFENSE PERCENTAGES



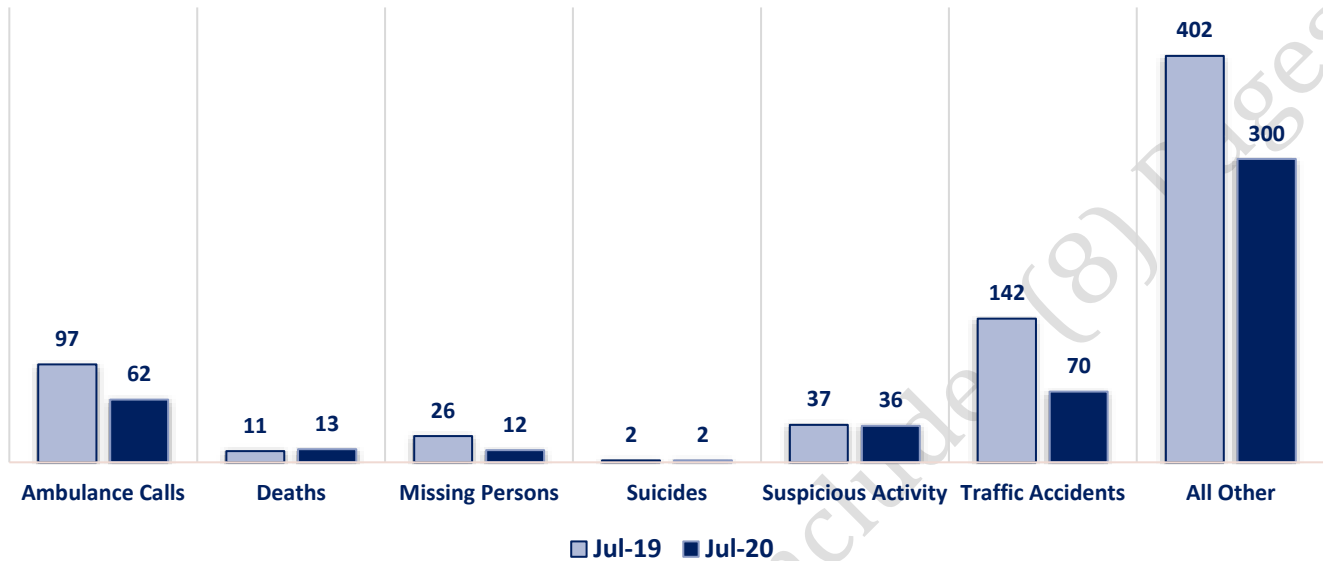
Part I Offenses



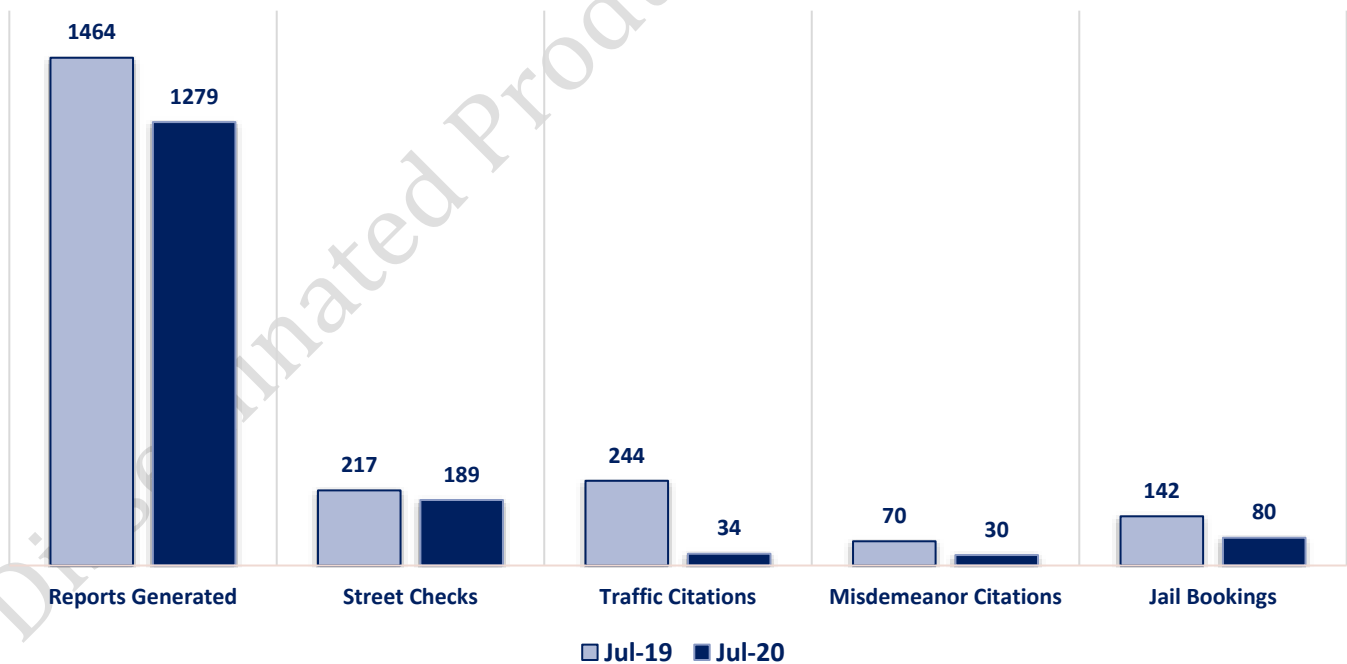
Part II Offenses



Non-UCR Offenses

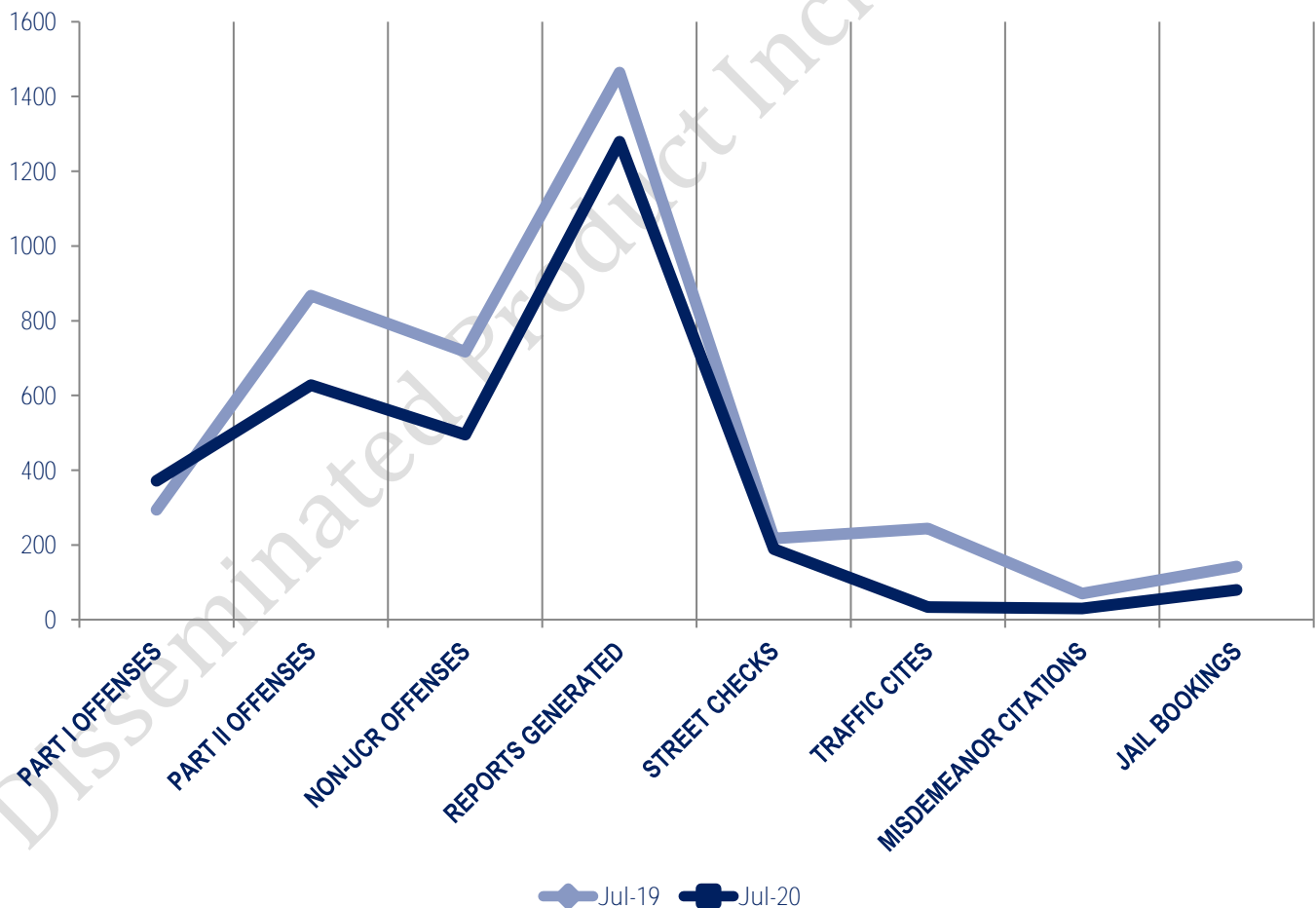


Other Event Totals



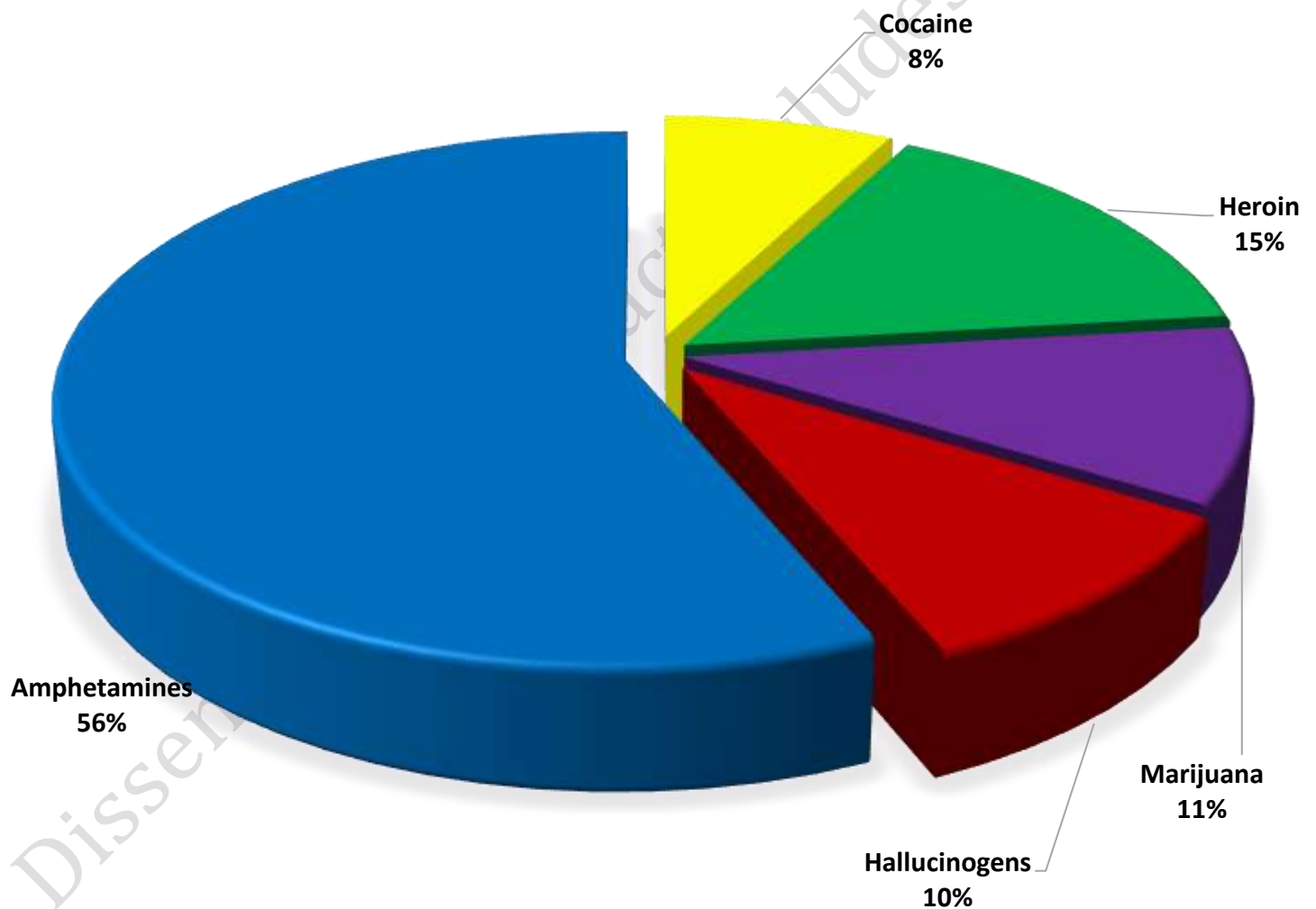
Combined Offense/Event Trends

	JULY 2019	JULY 2020
Part I Offenses	294	372
Part II Offenses	867	628
NonUCR Offenses	717	495
Reports Generated	1464	1279
Street Checks	217	189
Traffic Citations	244	34
Misdemeanor Citations	70	30
Jail Bookings	142	80

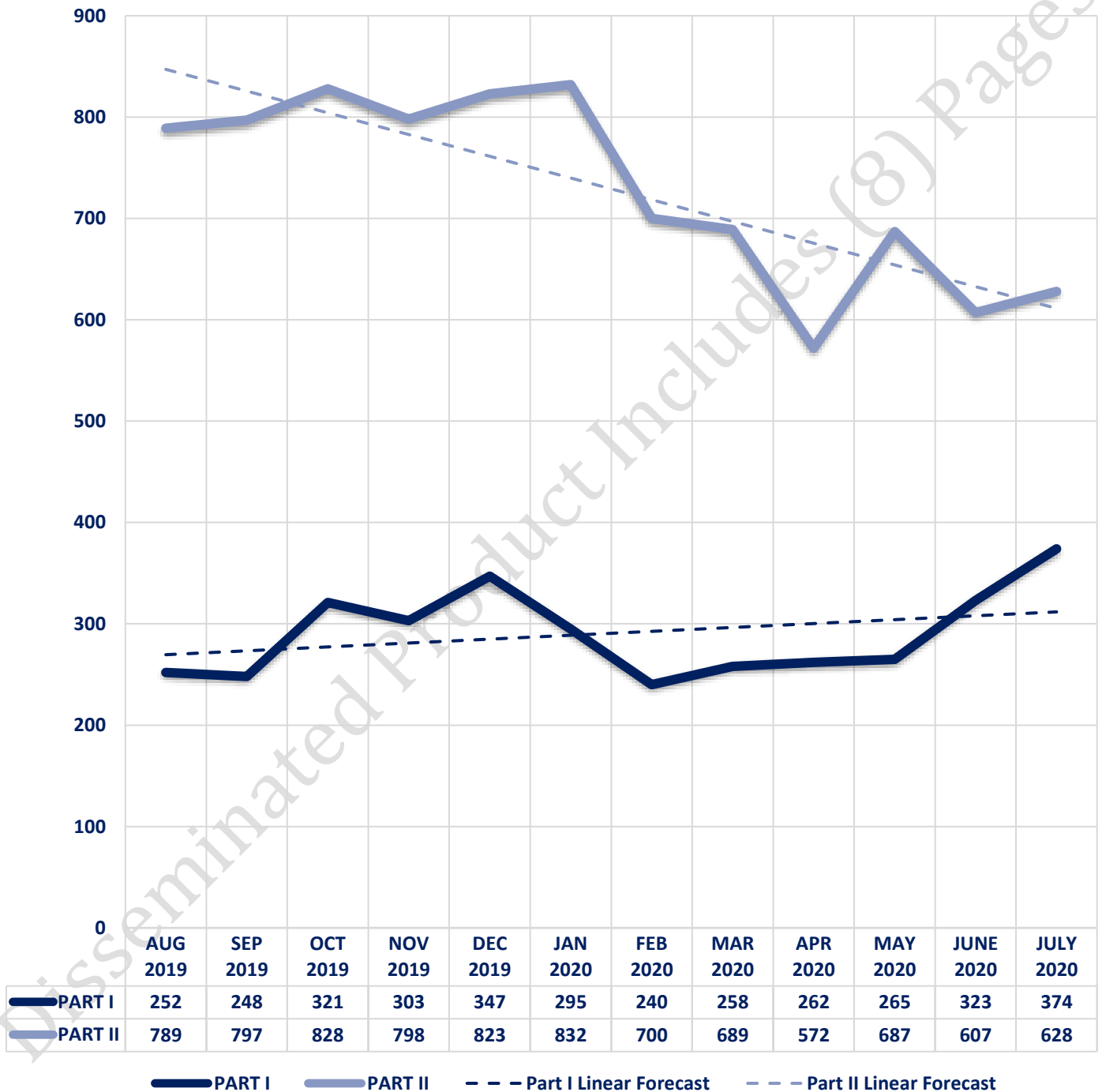


Seized Drugs

TYPE	DOSES	STREET VALUE
Cocaine	105.0	\$ 1,050.00
Heroin	212.0	\$ 2,120.00
Marijuana	145.5	\$ 872.71
Hallucinogens	134.6	\$ 269.14
Amphetamines	772.9	\$ 7,729.42
TOTAL	1370.0	\$ 12,041.27



Part I & II Offenses - One Year





CITY COUNCIL DISTRICT #4

MONTHLY OFFENSE SUMMARY

August 2020

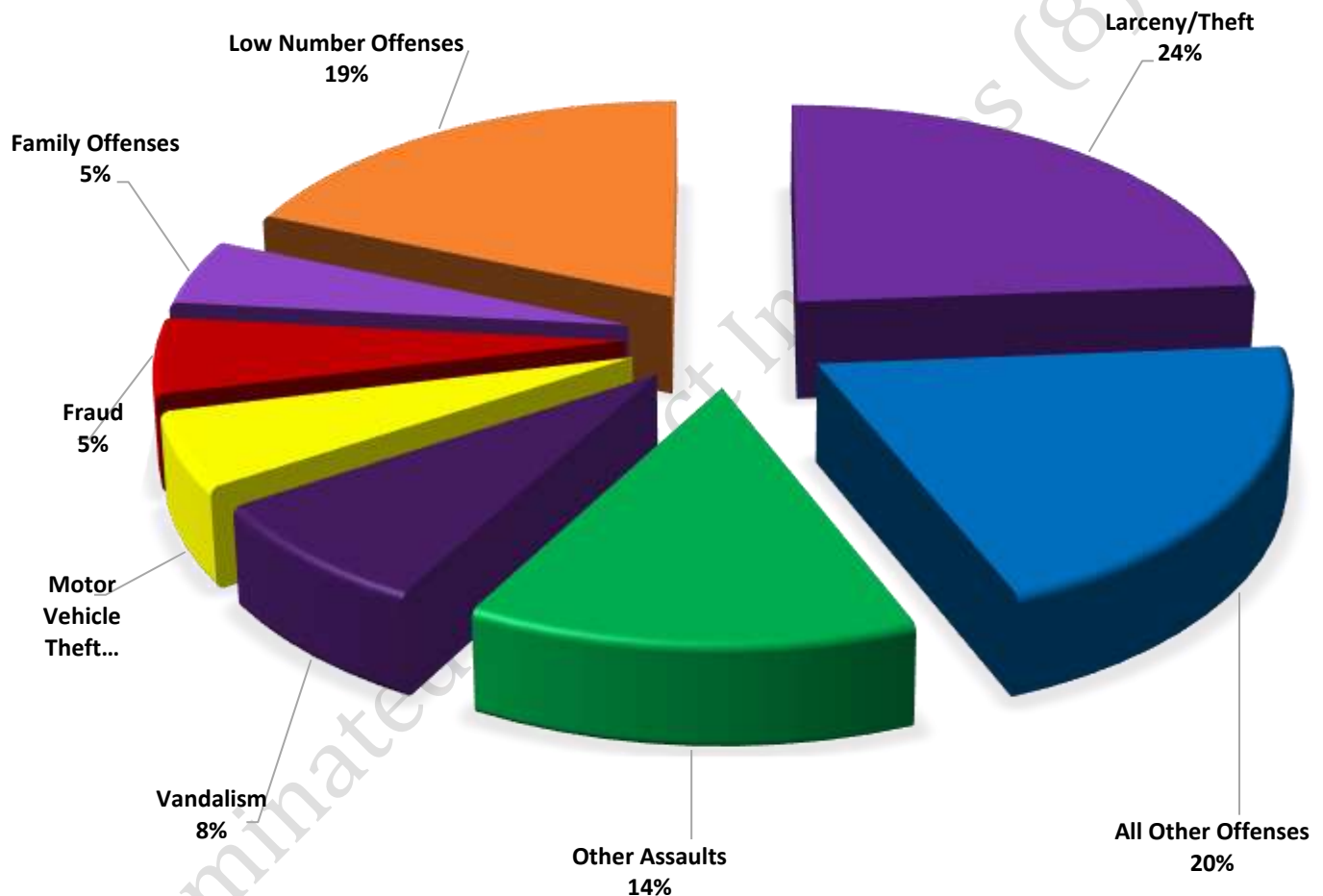
These figures represent preliminary counts of original Police Incident Reports and include all offenses within the above listed City Council District only. Full statistical analysis to determine the confidence level of this data has not been performed. The results contained herein are **approximate in relation to the listed area and may not fully coincide with data shown in other areas of SLCPD's Crime Statistics** page such as Calls for Service, Crimes Trending, and Crime Reports due to and reflective of departmental procedures that were in place at the time the event occurred and the date this data was compiled. Results displayed are not distinguished as attempted or completed crimes, do not include other calls for police service, and only represent police service where a report was made. Police Incident Reports are classified by primary offense categories as defined by the Uniform Crime Reporting (UCR) system, however for this report all offenses are included, and each incident may have more than one offense listed on it. In cases where there is more than one offense listed, all offenses are counted individually. Although every reasonable verification effort is made, the accuracy of any data is subject to the constraints of the report generation process as well as the manner, format, and point in time of any query.

PART I OFFENSES:	Chosen by the FBI as Part I Offenses because they are serious crimes that occur with regularity in all areas of the country and are likely to be reported to Police.
PART II OFFENSES:	All other crimes other than the eight Part I Offenses. The Uniform Crime Reporting Program gathers only arrest data for Part II Offenses, however, SLCPD results displayed in this document display all Part II Offenses, regardless of the presence of arrest data.
ALL OTHER OFFENSES:	Under the Part II Offense section, 'All Other Offenses' include Peeping Tom, Trespass, Kidnap/Abduction, Pornography, Extortion/Blackmail, Bribery, Warrants, Sexual Offenses, Obstruction, Public Peace, and Hit & Run.
NON-UCR OFFENSES:	Non-UCR Offenses include reports for all other offenses not classified as a Part I or Part II Offense. Results displayed separate some of these offenses such as Ambulance Calls, Deaths, Missing Persons, Suicides, Suspicious Activity, and Traffic Accidents.
ALL OTHER NON-UCR:	Under the Non-UCR category, 'All Other' include the remainder of offenses not classified as Part I or Part II and not separated from the Non-UCR Offenses. These include things such as Loud Parties, Barking Dogs, Mentally Ill Subjects, Citizen Assistance, etc.
LOW NUMBER OFFENSES:	On page two, in the interest of space and allowing for easier viewing, the category titled 'Low Number Offenses' include Part I and Part II Offenses from page one that have totals under the amount of 31.

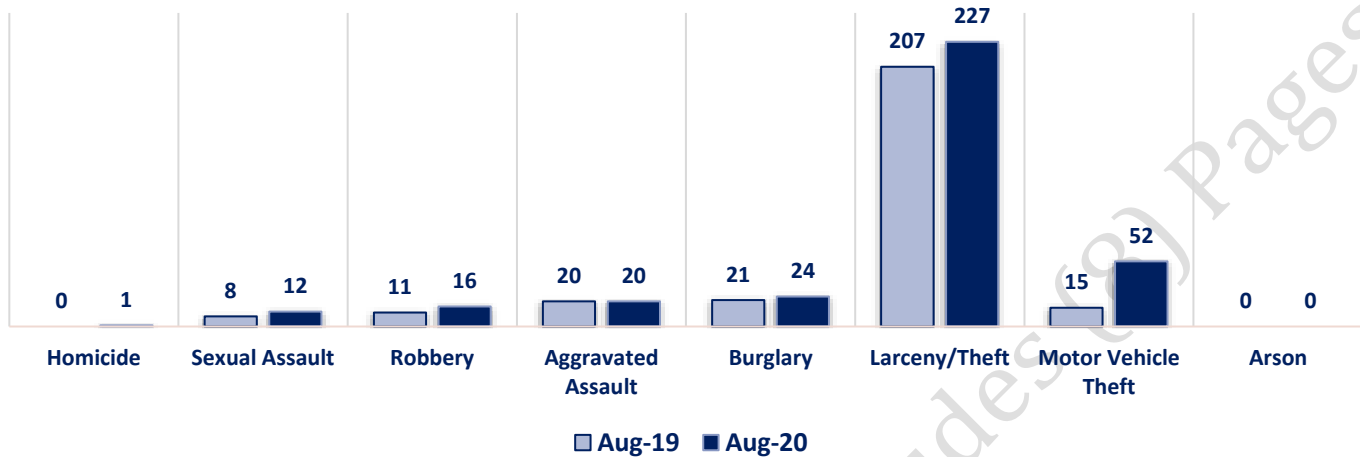
Offenses

PART I OFFENSES VIOLENT PROPERTY		OFFENSE		AUG 19	AUG 20	PART II OFFENSES	
		Homicide		0	1		
		Sexual Assault		8	12		
		Robbery		11	16		
		Aggravated Assault		20	20		
		Burglary		21	24		
		Larceny/Theft		207	227		
		Motor Vehicle Theft		15	52		
		Arson		0	0		
		PART I TOTALS		282	352		
NON-UCR OFFENSES		Ambulance Calls		74	76	PART II OFFENSES	
		Deaths		11	12		
		Missing Persons		13	15		
		Suicides		2	0		
		Suspicious Activity		38	39		
		Traffic Accidents		113	80		
		All Other		372	277		
		NON-UCR TOTALS		623	499		
TOTALS		PART I OFFENSES		282	352	PART II OFFENSES	
		PART II OFFENSES		821	604		
		NON-UCR OFFENSES		623	499		
TOTAL		1726	1455				

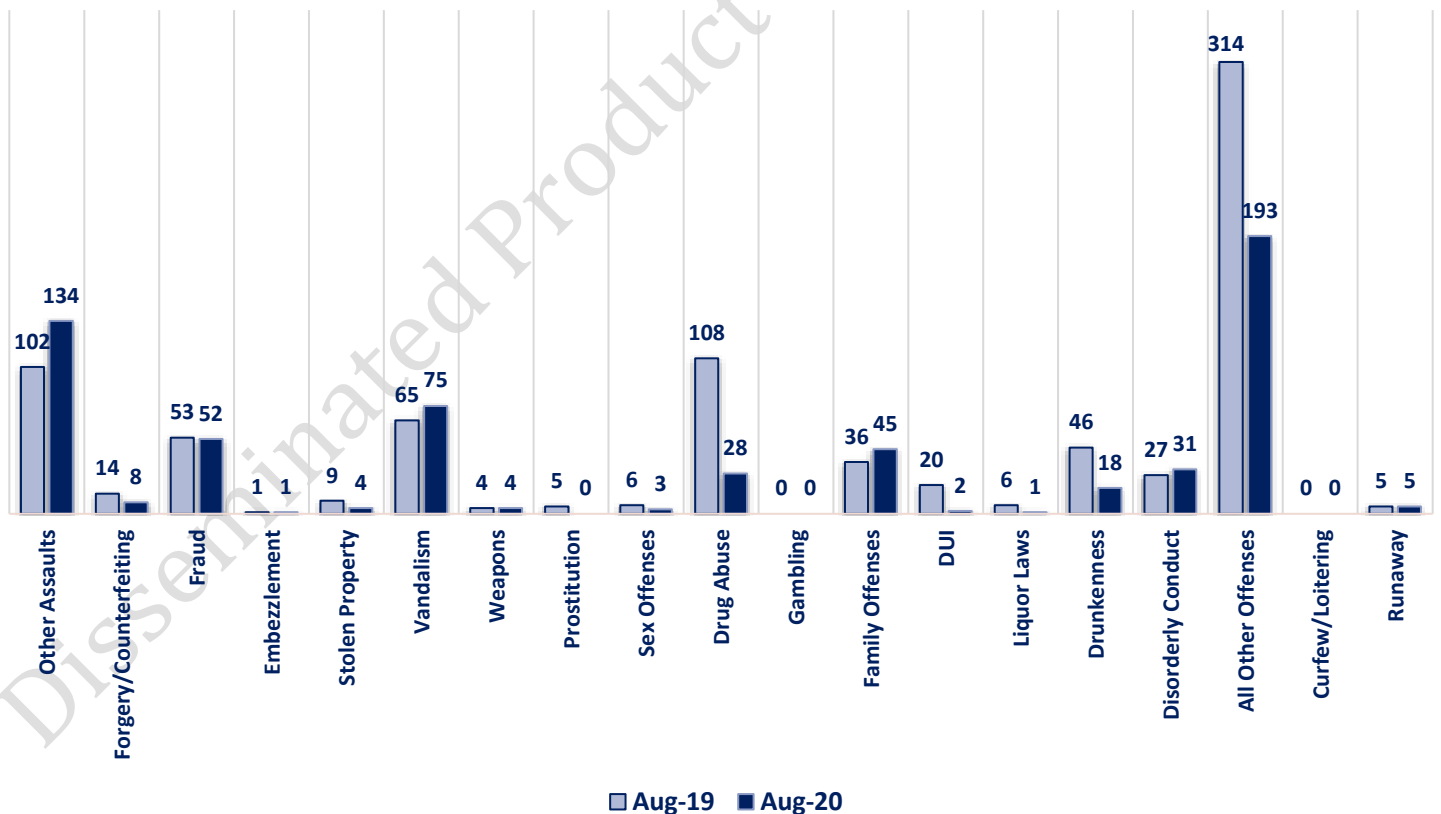
AUGUST 2020- PART I & II OFFENSE PERCENTAGES



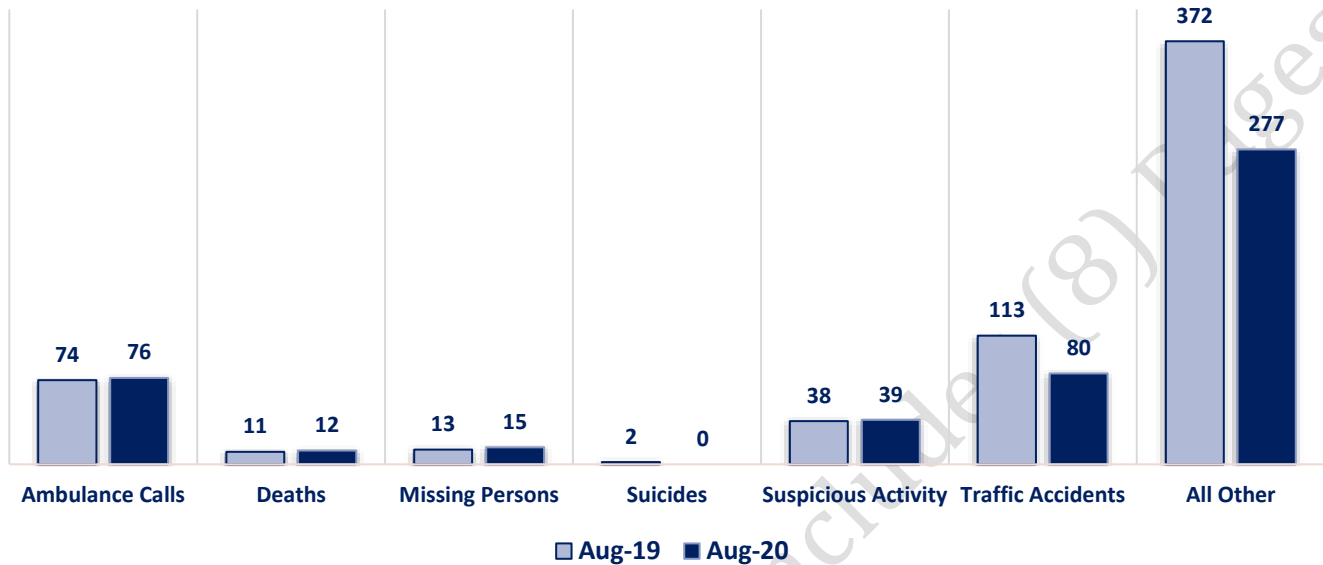
Part I Offenses



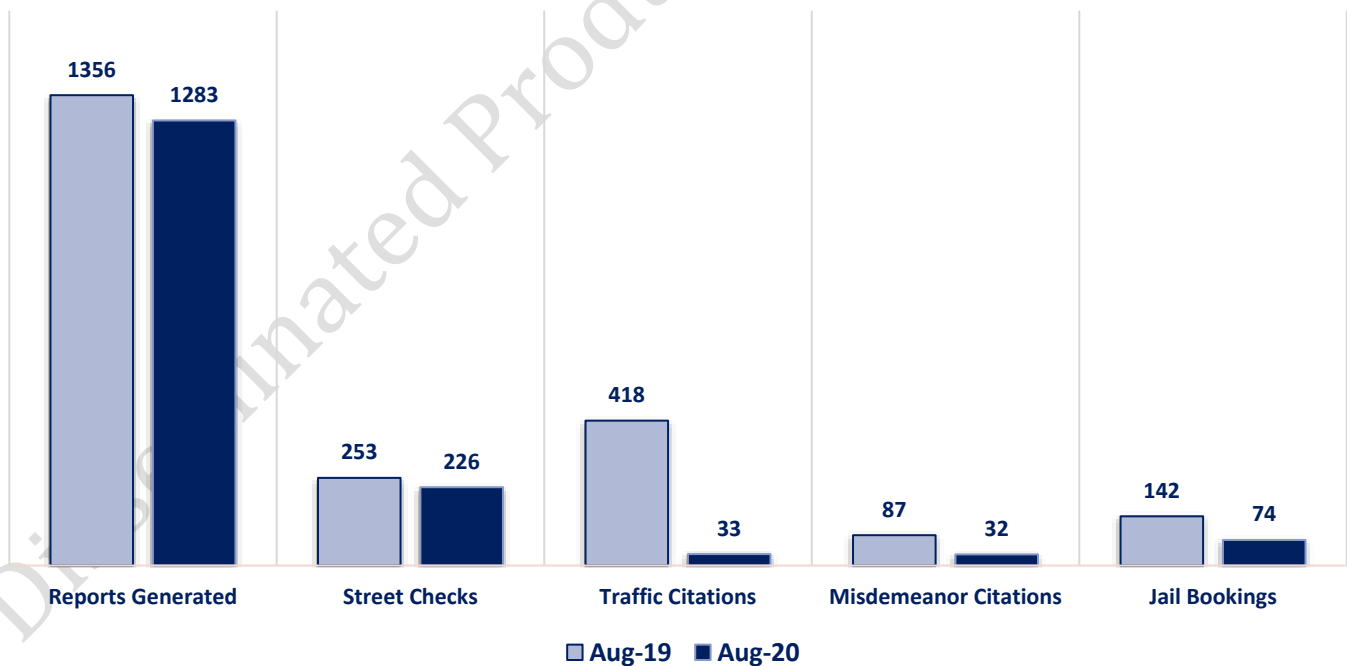
Part II Offenses



Non-UCR Offenses

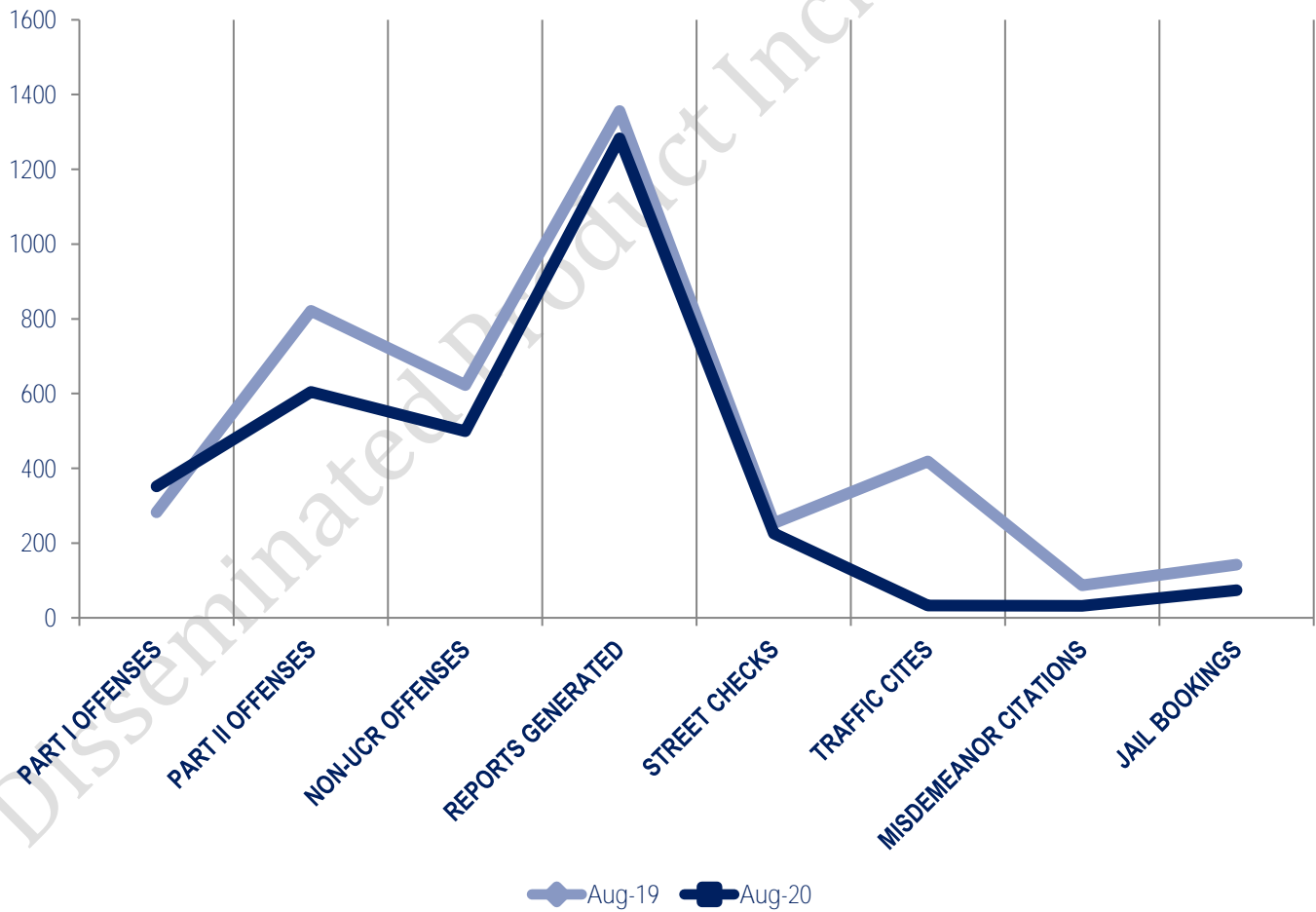


Other Event Totals



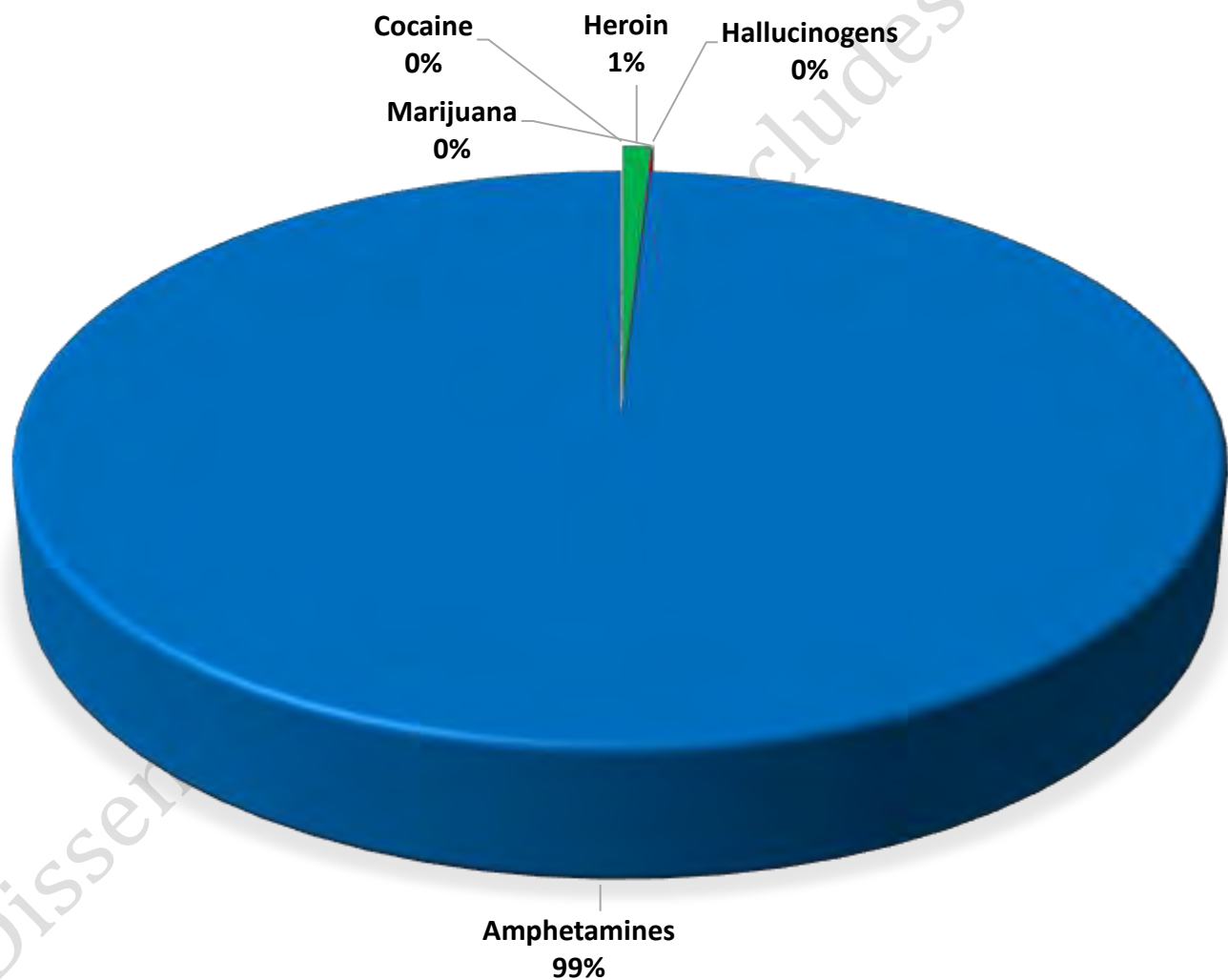
Combined Offense/Event Trends

	AUG 2019	AUG 2020
Part I Offenses	282	352
Part II Offenses	821	604
NonUCR Offenses	623	499
Reports Generated	1356	1283
Street Checks	253	226
Traffic Citations	418	33
Misdemeanor Citations	87	32
Jail Bookings	142	74

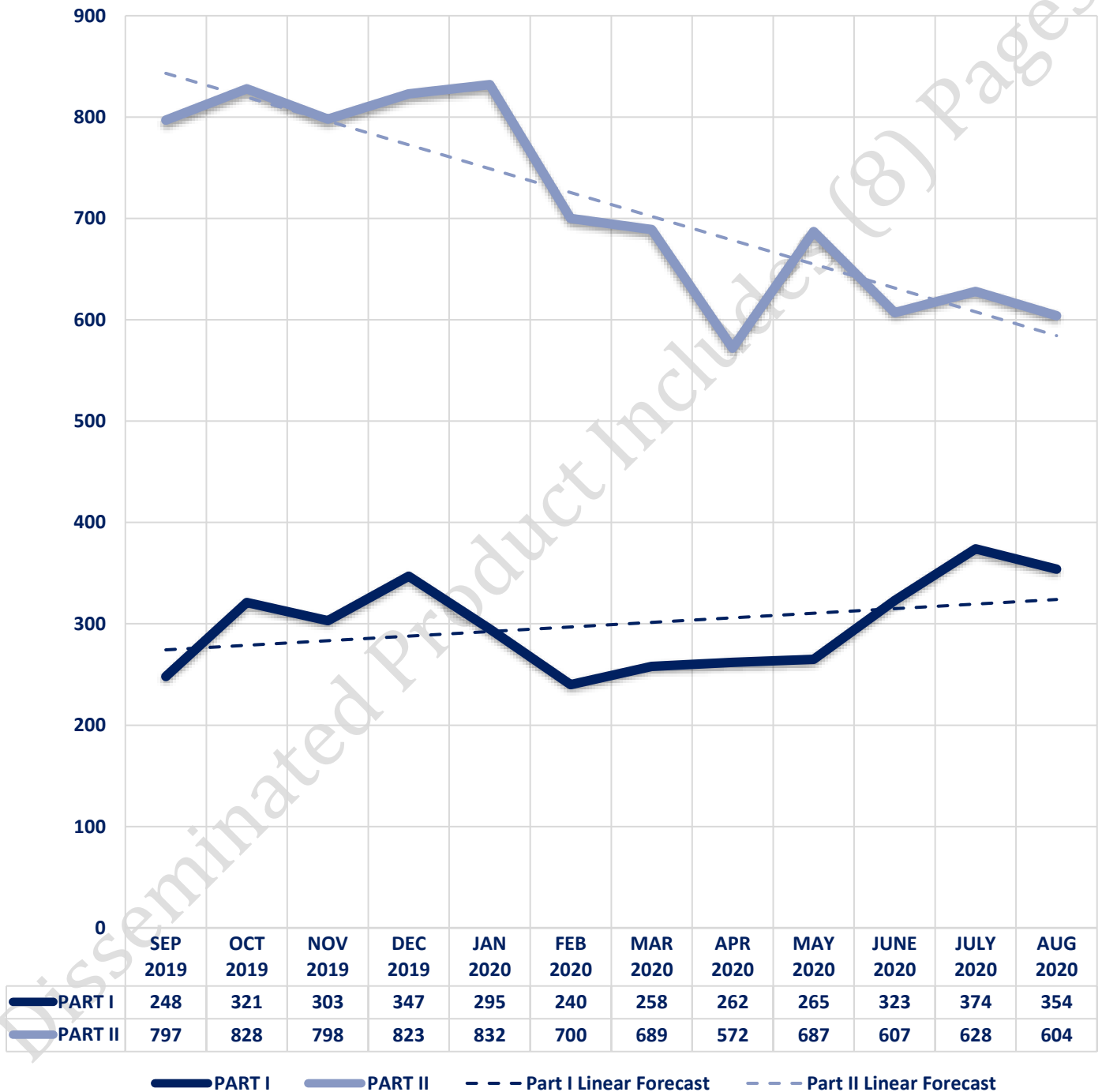


Seized Drugs

TYPE	DOSES	STREET VALUE
Cocaine	0.0	\$ -
Heroin	459.0	\$ 4,590.00
Marijuana	12.0	\$ 71.96
Hallucinogens	0.0	\$ -
Amphetamines	51071.3	\$ 510,713.00
TOTAL	51542.3	\$ 515,374.96



Part I & II Offenses - One Year





CITY COUNCIL DISTRICT #4 MONTHLY OFFENSE SUMMARY

SEPTEMBER 2020

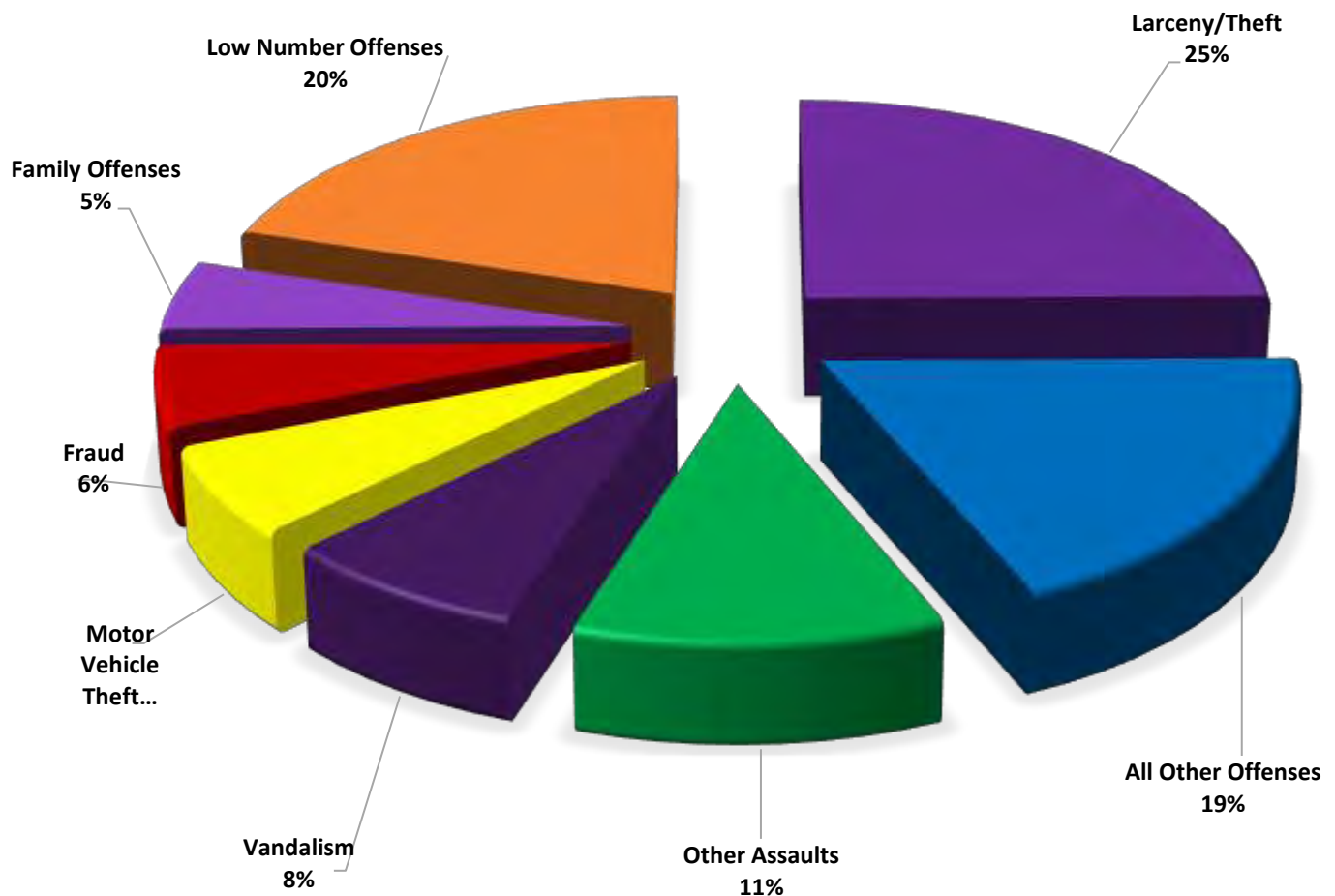
These figures represent preliminary counts of original Police Incident Reports and include all offenses within the above listed City Council District only. Full statistical analysis to determine the confidence level of this data has not been performed. The results contained herein are **approximate in relation to the listed area and may not fully coincide with data shown in other areas of SLCPD's Crime Statistics** page such as Calls for Service, Crimes Trending, and Crime Reports due to and reflective of departmental procedures that were in place at the time the event occurred and the date this data was compiled. Results displayed are not distinguished as attempted or completed crimes, do not include other calls for police service, and only represent police service where a report was made. Police Incident Reports are classified by primary offense categories as defined by the Uniform Crime Reporting (UCR) system, however for this report all offenses are included, and each incident may have more than one offense listed on it. In cases where there is more than one offense listed, all offenses are counted individually. Although every reasonable verification effort is made, the accuracy of any data is subject to the constraints of the report generation process as well as the manner, format, and point in time of any query.

PART I OFFENSES:	Chosen by the FBI as Part I Offenses because they are serious crimes that occur with regularity in all areas of the country and are likely to be reported to Police.
PART II OFFENSES:	All other crimes other than the eight Part I Offenses. The Uniform Crime Reporting Program gathers only arrest data for Part II Offenses, however, SLCPD results displayed in this document display all Part II Offenses, regardless of the presence of arrest data.
ALL OTHER OFFENSES:	Under the Part II Offense section, 'All Other Offenses' include Peeping Tom, Trespass, Kidnap/Abduction, Pornography, Extortion/Blackmail, Bribery, Warrants, Sexual Offenses, Obstruction, Public Peace, and Hit & Run.
NON-UCR OFFENSES:	Non-UCR Offenses include reports for all other offenses not classified as a Part I or Part II Offense. Results displayed separate some of these offenses such as Ambulance Calls, Deaths, Missing Persons, Suicides, Suspicious Activity, and Traffic Accidents.
ALL OTHER NON-UCR:	Under the Non-UCR category, 'All Other' include the remainder of offenses not classified as Part I or Part II and not separated from the Non-UCR Offenses. These include things such as Loud Parties, Barking Dogs, Mentally Ill Subjects, Citizen Assistance, etc.
LOW NUMBER OFFENSES:	On page two, in the interest of space and allowing for easier viewing, the category titled 'Low Number Offenses' include Part I and Part II Offenses from page one that have totals under the amount of 41.

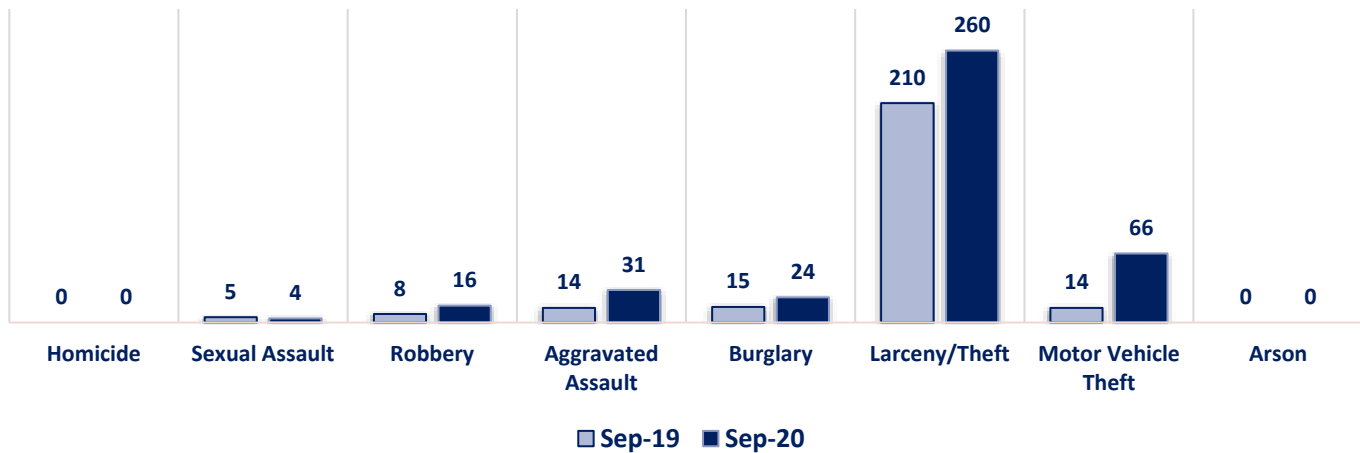
Offenses

PART I OFFENSES	OFFENSE	SEPT 19	SEPT 20	OFFENSE	SEPT 19	SEPT 20
	Homicide	0	0	Other Assaults	116	120
	Sexual Assault	5	4	Forgery/Counterfeit	10	10
	Robbery	8	16	Fraud	57	60
	Aggravated Assault	14	31	Embezzlement	0	0
	Burglary	15	24	Stolen Property	8	7
	Larceny/Theft	210	260	Vandalism	51	81
	Motor Vehicle Theft	14	66	Weapons	11	9
	Arson	0	0	Prostitution	5	2
NON-UCR OFFENSES	PART I TOTALS	266	401	Sex Offenses	6	3
	Ambulance Calls	85	48	Drug Abuse	115	41
	Deaths	10	9	Gambling	0	0
	Missing Persons	15	8	Family Offenses	49	52
	Suicides	3	2	DUI	26	18
	Suspicious Activity	34	36	Liquor Laws	13	1
	Traffic Accidents	141	103	Drunkenness	39	22
	All Other	350	305	Disorderly Conduct	30	19
	NON-UCR TOTALS	638	511	All Other Offenses	306	197
TOTALS	PART I OFFENSES	266	401	Curfew/Loitering	0	0
	PART II OFFENSES	852	647	Runaway	10	5
	NON-UCR OFFENSES	638	511	PART II TOTALS	852	647
	TOTAL	1756	1559			

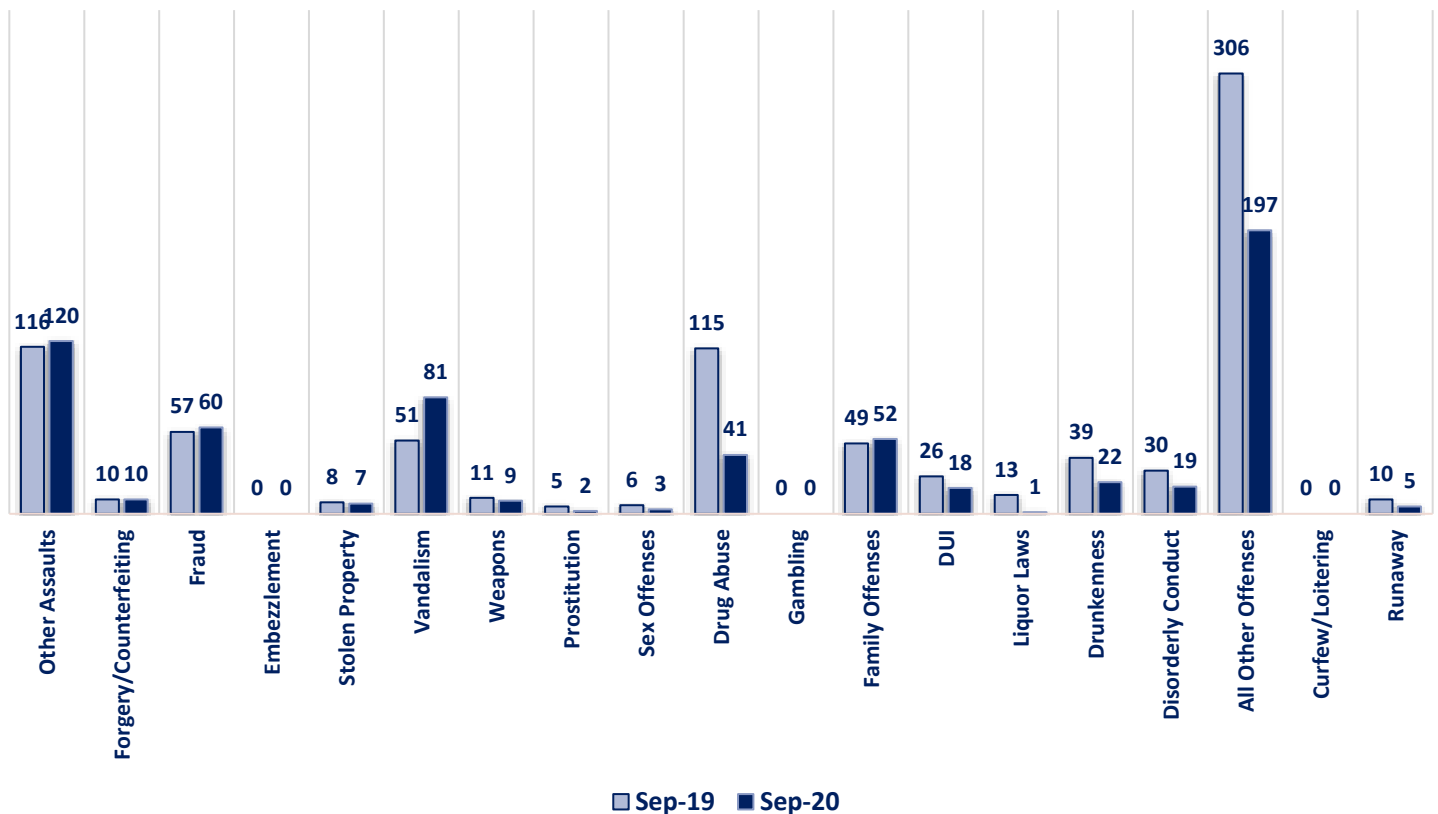
SEPTEMBER 2020 - PART I & II OFFENSE PERCENTAGES



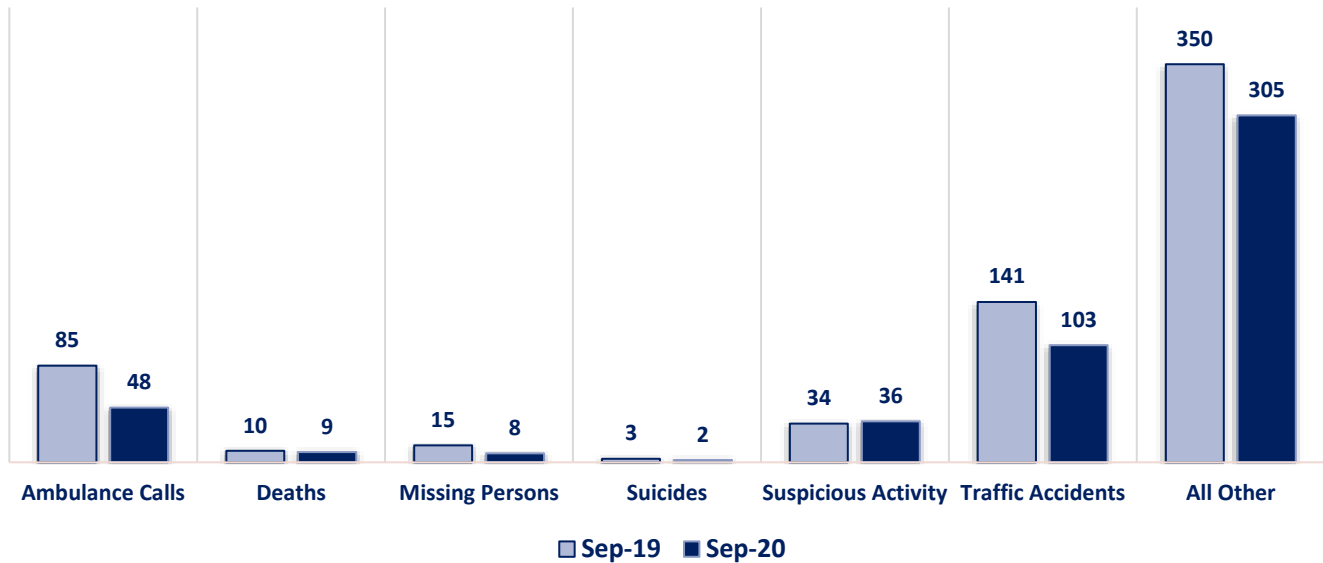
Part I Offenses



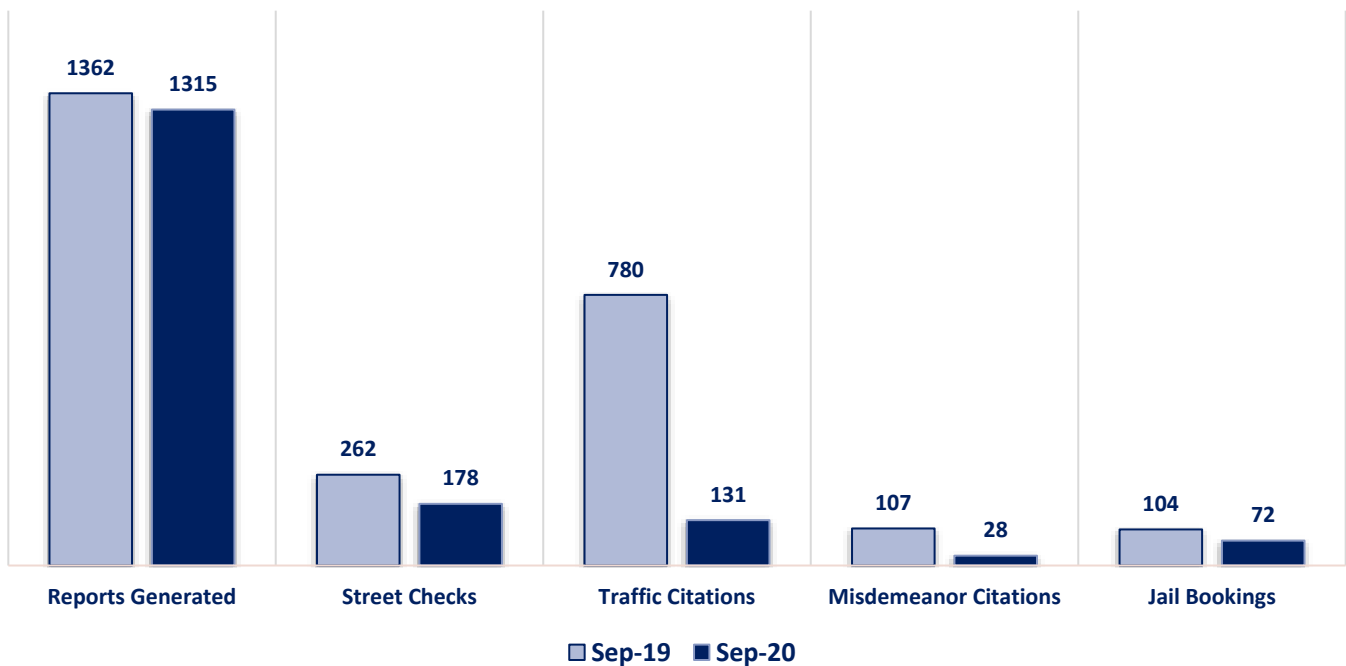
Part II Offenses



Non-UCR Offenses

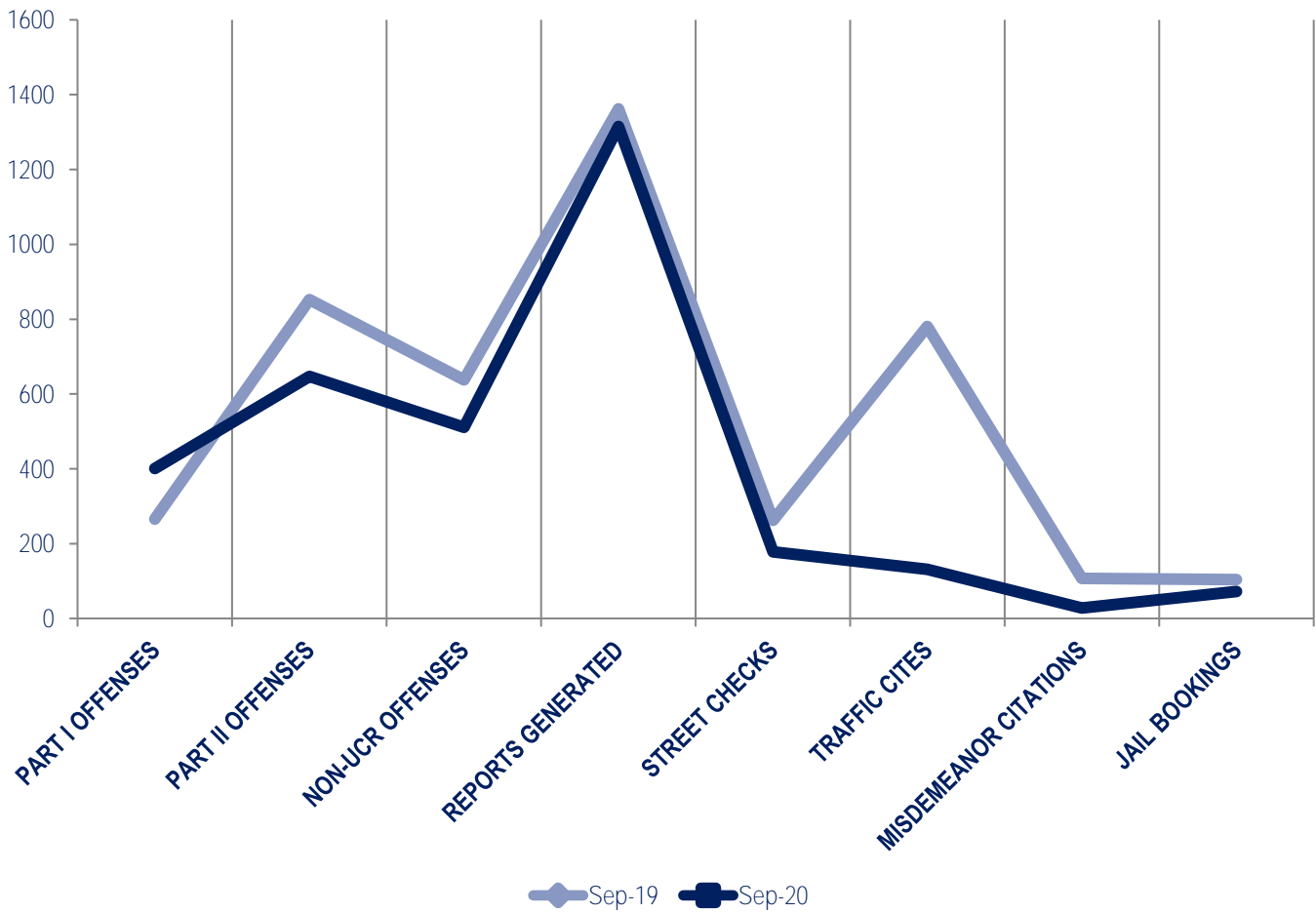


Other Event Totals



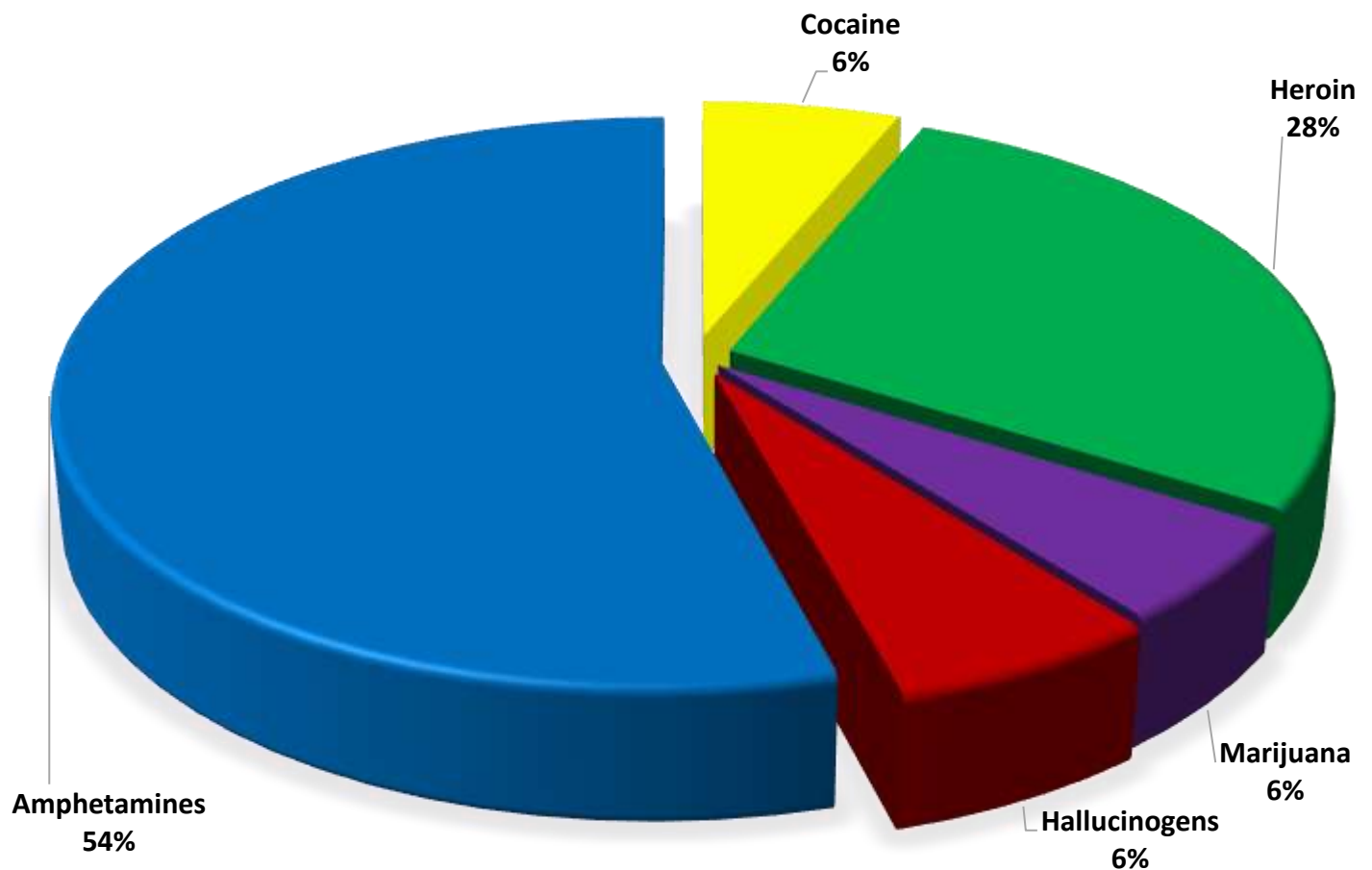
Combined Offense/Event Trends

	SEPT 2019	SEPT 2020
Part I Offenses	266	401
Part II Offenses	852	647
NonUCR Offenses	638	511
Reports Generated	1362	1315
Street Checks	262	178
Traffic Citations	780	131
Misdemeanor Citations	107	28
Jail Bookings	104	72

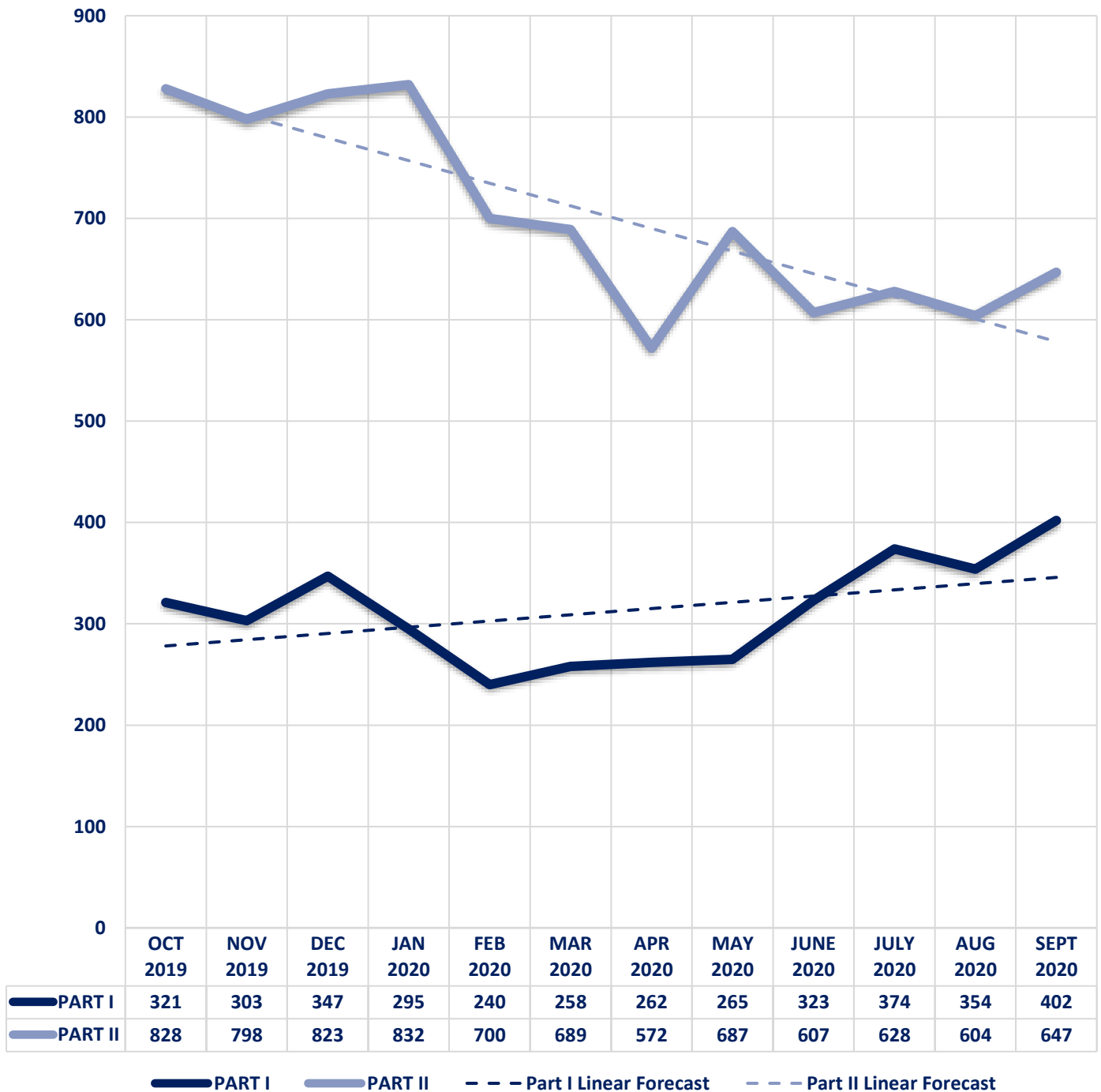


Seized Drugs

TYPE	DOSES	STREET VALUE
Cocaine	105.1	\$ 1,051.00
Heroin	469.1	\$ 4,691.00
Marijuana	94.2	\$ 565.21
Hallucinogens	107.5	\$ 215.09
Amphetamines	919.1	\$ 9,191.00
TOTAL	1695.0	\$ 15,713.30



Part I & II Offenses - One Year





CITY COUNCIL DISTRICT #4 MONTHLY OFFENSE SUMMARY

October 2020

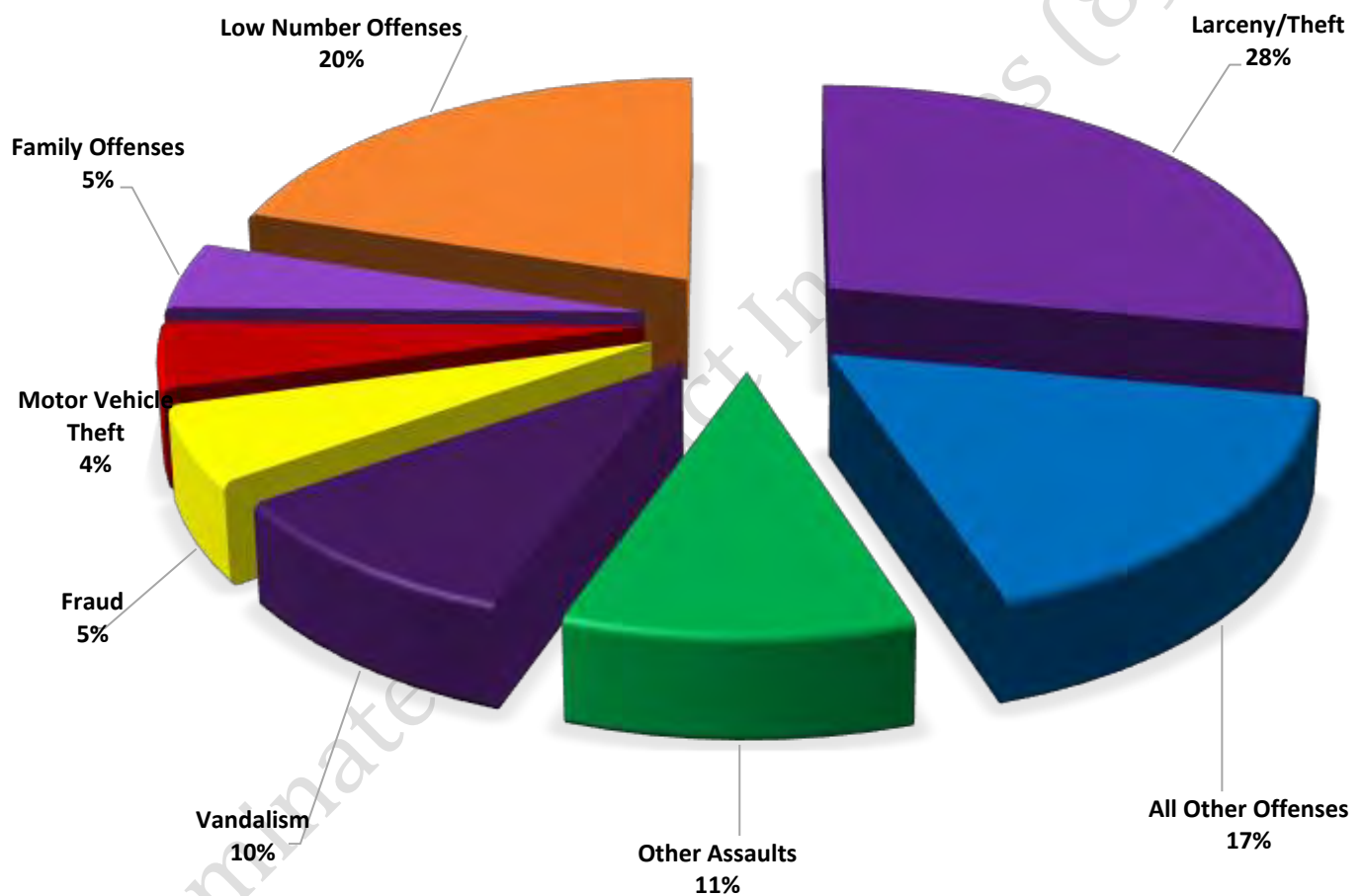
These figures represent preliminary counts of original Police Incident Reports and include all offenses within the above listed City Council District only. Full statistical analysis to determine the confidence level of this data has not been performed. The results contained herein are **approximate in relation to the listed area and may not fully coincide with data shown in other areas of SLCPD's Crime Statistics** page such as Calls for Service, Crimes Trending, and Crime Reports due to and reflective of departmental procedures that were in place at the time the event occurred and the date this data was compiled. Results displayed are not distinguished as attempted or completed crimes, do not include other calls for police service, and only represent police service where a report was made. Police Incident Reports are classified by primary offense categories as defined by the Uniform Crime Reporting (UCR) system, however for this report all offenses are included, and each incident may have more than one offense listed on it. In cases where there is more than one offense listed, all offenses are counted individually. Although every reasonable verification effort is made, the accuracy of any data is subject to the constraints of the report generation process as well as the manner, format, and point in time of any query.

PART I OFFENSES:	Chosen by the FBI as Part I Offenses because they are serious crimes that occur with regularity in all areas of the country and are likely to be reported to Police.
PART II OFFENSES:	All other crimes other than the eight Part I Offenses. The Uniform Crime Reporting Program gathers only arrest data for Part II Offenses, however, SLCPD results displayed in this document display all Part II Offenses, regardless of the presence of arrest data.
ALL OTHER OFFENSES:	Under the Part II Offense section, 'All Other Offenses' include Peeping Tom, Trespass, Kidnap/Abduction, Pornography, Extortion/Blackmail, Bribery, Warrants, Sexual Offenses, Obstruction, Public Peace, and Hit & Run.
NON-UCR OFFENSES:	Non-UCR Offenses include reports for all other offenses not classified as a Part I or Part II Offense. Results displayed separate some of these offenses such as Ambulance Calls, Deaths, Missing Persons, Suicides, Suspicious Activity, and Traffic Accidents.
ALL OTHER NON-UCR:	Under the Non-UCR category, 'All Other' include the remainder of offenses not classified as Part I or Part II and not separated from the Non-UCR Offenses. These include things such as Loud Parties, Barking Dogs, Mentally Ill Subjects, Citizen Assistance, etc.
LOW NUMBER OFFENSES:	On page two, in the interest of space and allowing for easier viewing, the category titled 'Low Number Offenses' include Part I and Part II Offenses from page one that have totals under the amount of 38.

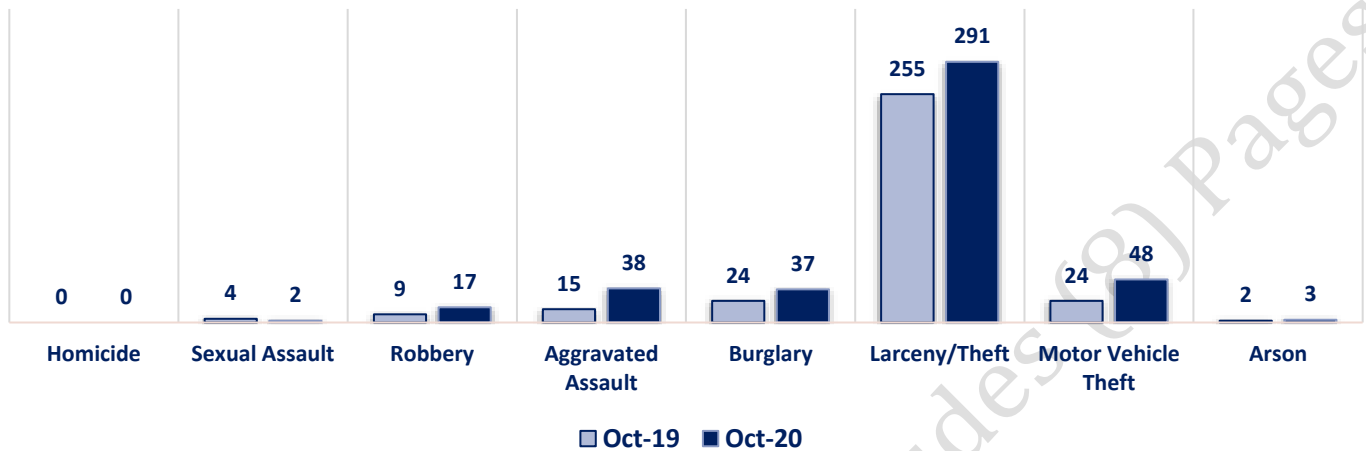
Offenses

PART I OFFENSES VIOLENT PROPERTY		OFFENSE	OCT 19	OCT 20	OFFENSE	OCT 19	OCT 20	PART II OFFENSES
		Homicide	0	0	Other Assaults	95	111	
		Sexual Assault	4	2	Forgery/Counterfeit	5	10	
		Robbery	9	17	Fraud	51	56	
		Aggravated Assault	15	38	Embezzlement	1	0	
		Burglary	24	37	Stolen Property	9	6	
		Larceny/Theft	255	291	Vandalism	68	102	
		Motor Vehicle Theft	24	48	Weapons	10	5	
		Arson	2	3	Prostitution	2	2	
		PART I TOTALS	333	436	Sex Offenses	5	5	
NON-UCR OFFENSES		Ambulance Calls	66	41	Drug Abuse	116	35	
		Deaths	1	11	Gambling	0	0	
		Missing Persons	21	16	Family Offenses	33	48	
		Suicides	2	0	DUI	17	13	
		Suspicious Activity	39	32	Liquor Laws	10	1	
		Traffic Accidents	151	76	Drunkenness	47	12	
		All Other	333	291	Disorderly Conduct	14	18	
NON-UCR TOTALS	613	467	All Other Offenses	374	177			
TOTALS		PART I OFFENSES	333	436	Curfew/Loitering	0	1	
		PART II OFFENSES	859	606	Runaway	2	4	
		NON-UCR OFFENSES	613	467	PART II TOTALS	859	606	
		TOTAL	1805	1509				

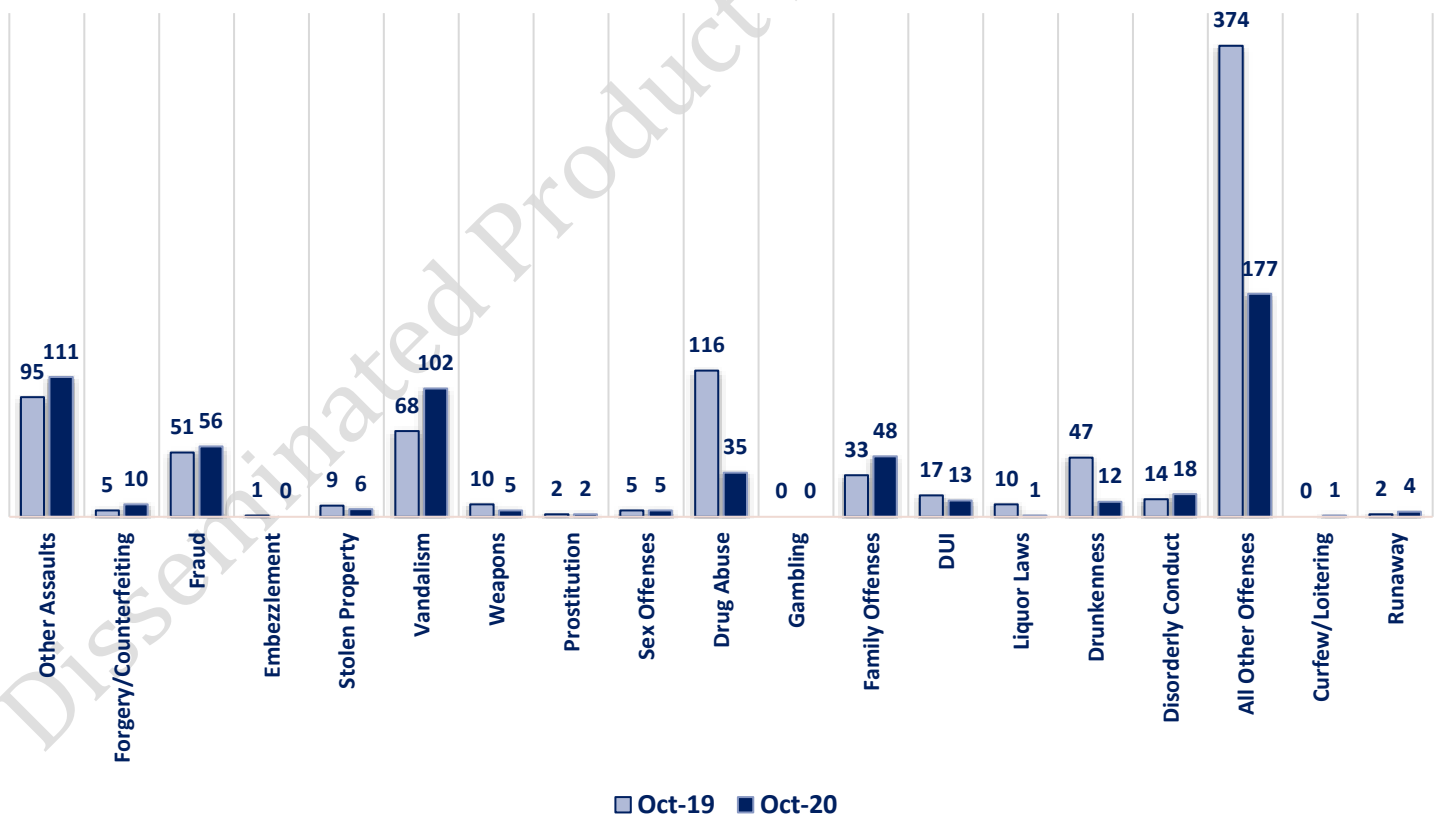
MAY 2020- PART I & II OFFENSE PERCENTAGES



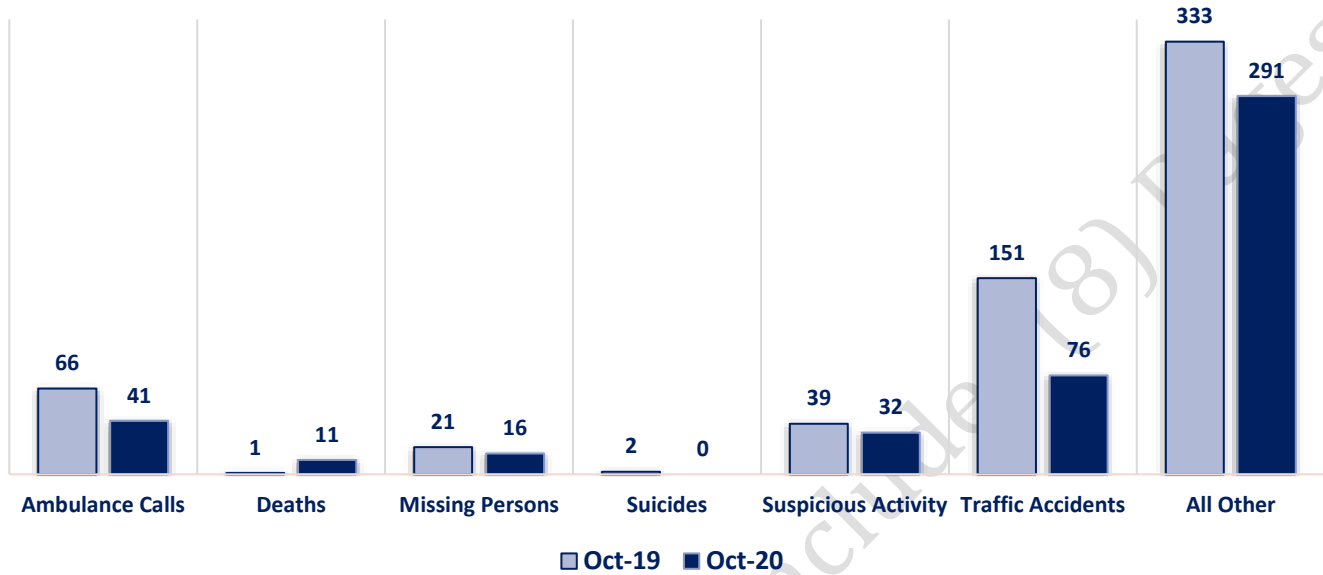
Part I Offenses



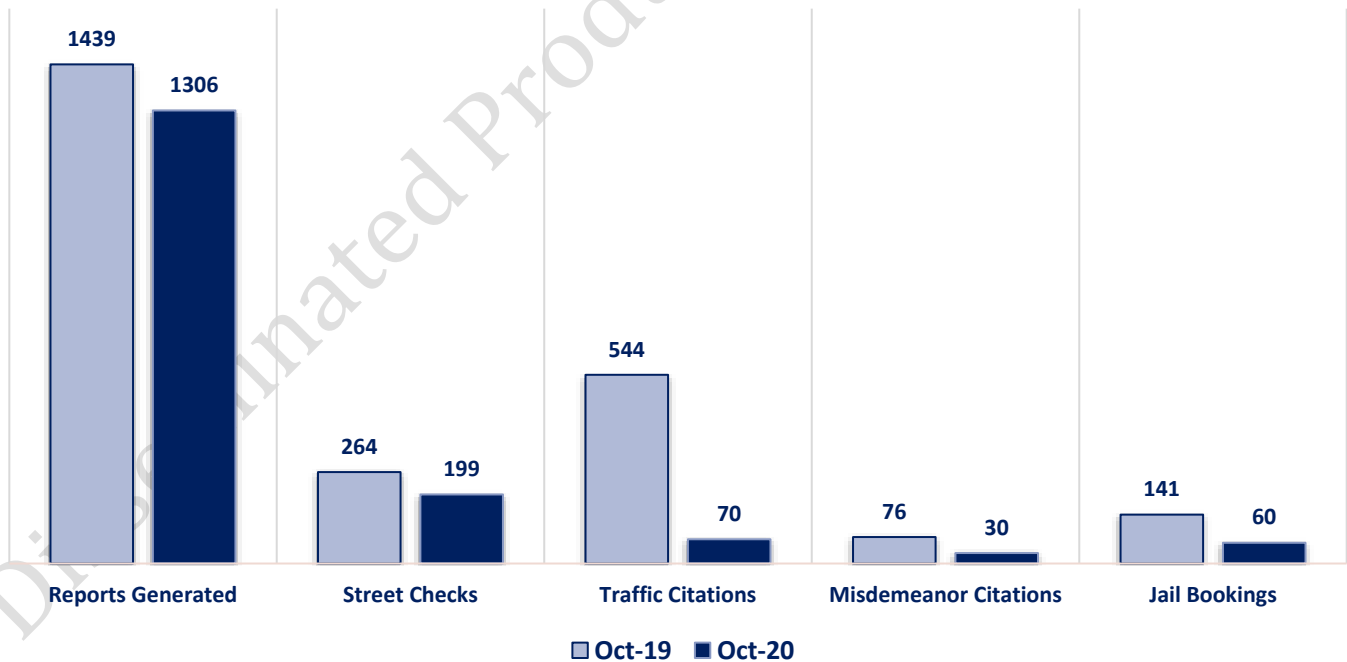
Part II Offenses



Non-UCR Offenses

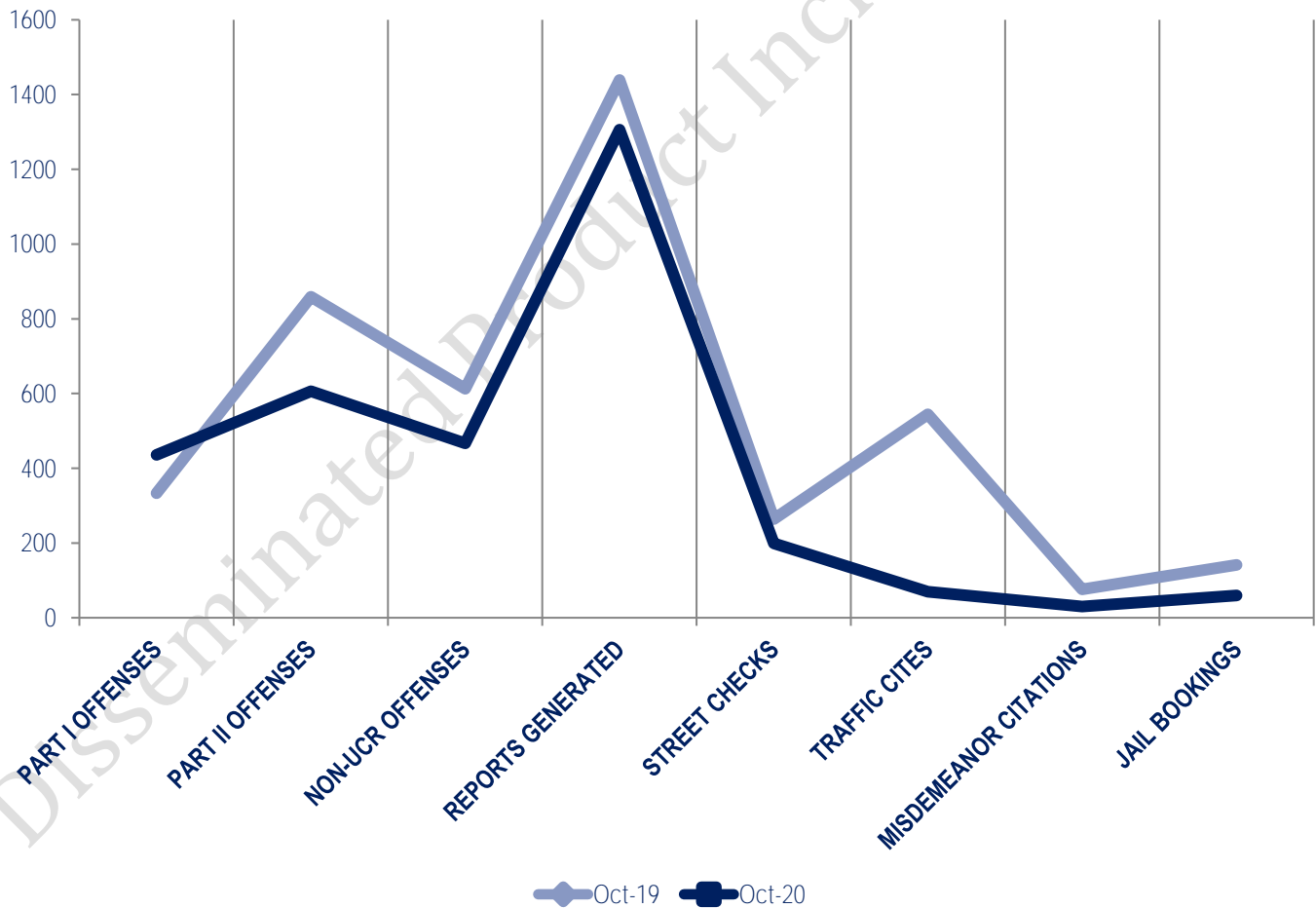


Other Event Totals



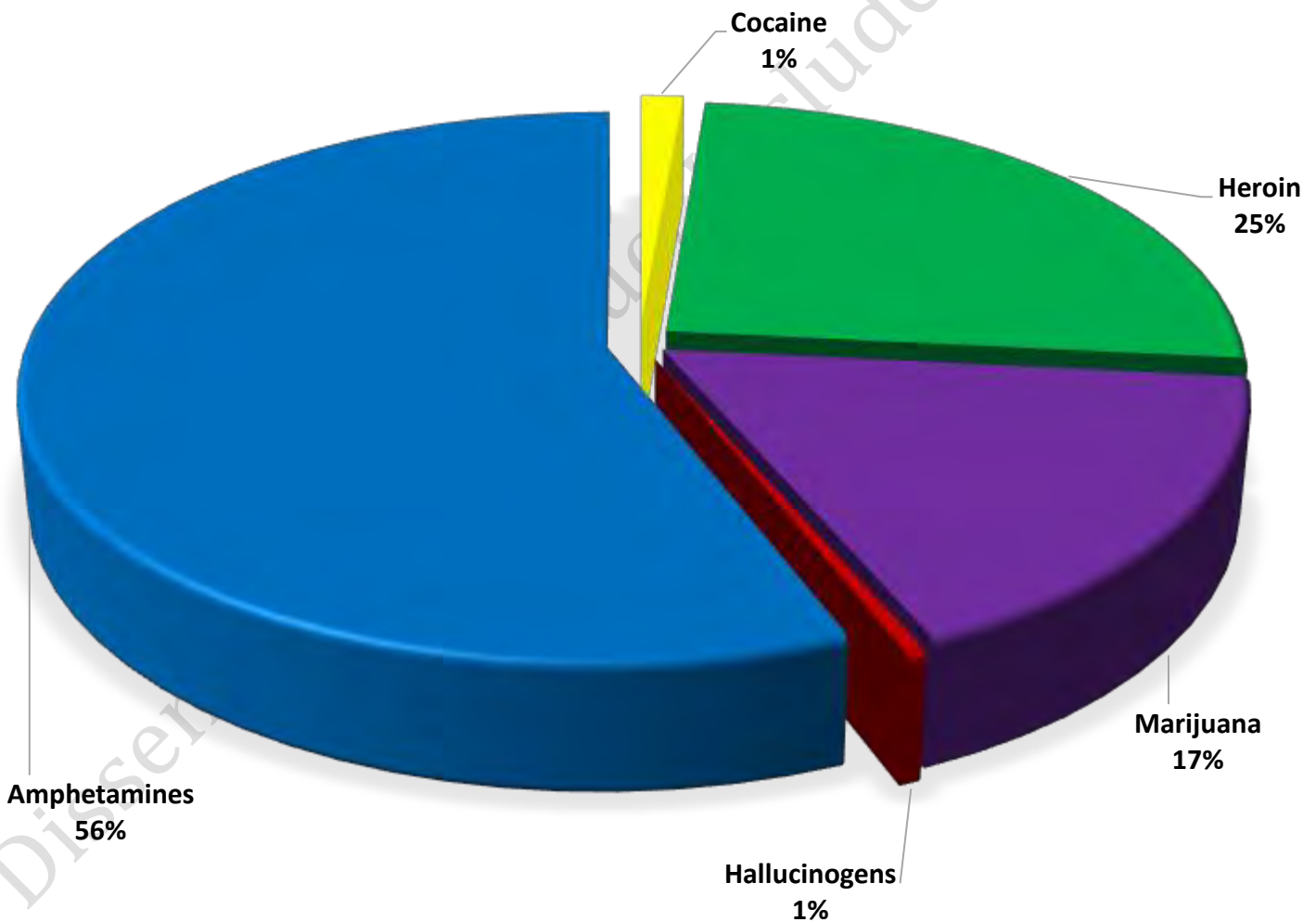
Combined Offense/Event Trends

	OCT 2019	OCT 2020
Part I Offenses	333	436
Part II Offenses	859	606
NonUCR Offenses	613	467
Reports Generated	1439	1306
Street Checks	264	199
Traffic Citations	544	70
Misdemeanor Citations	76	30
Jail Bookings	141	60

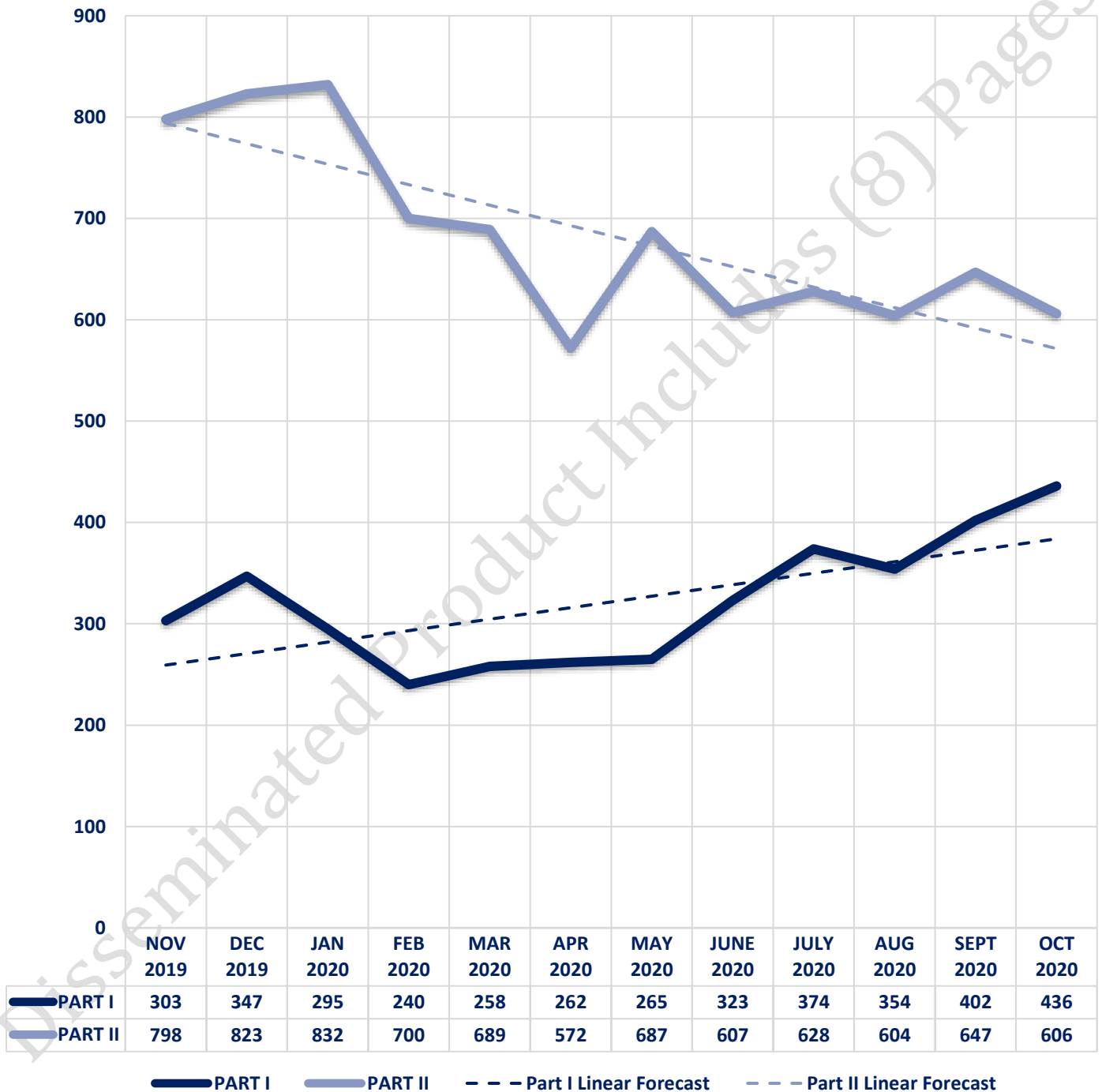


Seized Drugs

TYPE	DOSES	STREET VALUE
Cocaine	24.0	\$ 240.00
Heroin	442.5	\$ 4,425.00
Marijuana	296.9	\$ 1,781.69
Hallucinogens	8.1	\$ 16.23
Amphetamines	983.0	\$ 9,830.00
TOTAL	1754.6	\$ 16,292.92



Part I & II Offenses - One Year





CITY COUNCIL DISTRICT #4 MONTHLY OFFENSE SUMMARY

November 2020

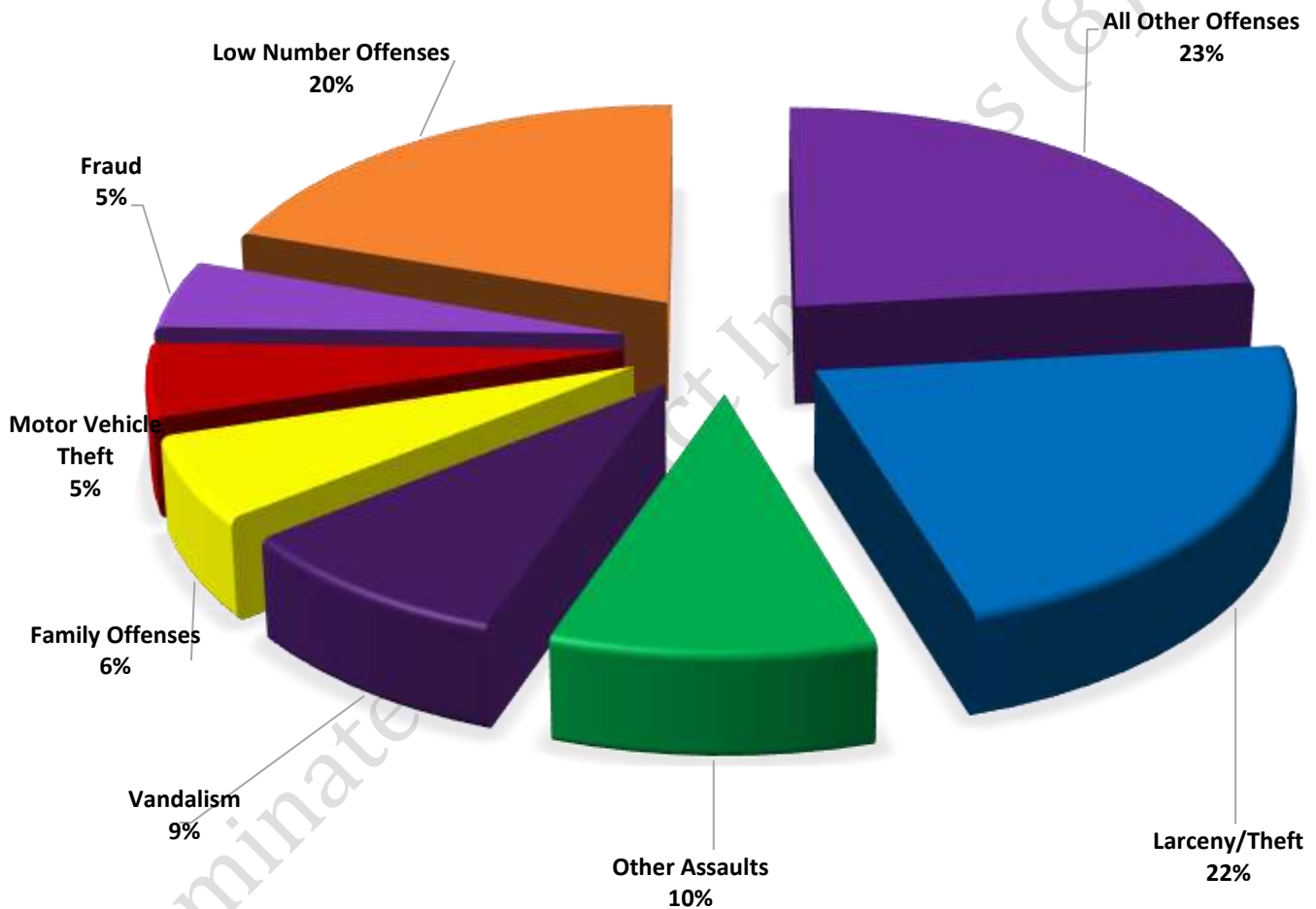
These figures represent preliminary counts of original Police Incident Reports and include all offenses within the above listed City Council District only. Full statistical analysis to determine the confidence level of this data has not been performed. The results contained herein are **approximate in relation to the listed area and may not fully coincide with data shown in other areas of SLCPD's Crime Statistics** page such as Calls for Service, Crimes Trending, and Crime Reports due to and reflective of departmental procedures that were in place at the time the event occurred and the date this data was compiled. Results displayed are not distinguished as attempted or completed crimes, do not include other calls for police service, and only represent police service where a report was made. Police Incident Reports are classified by primary offense categories as defined by the Uniform Crime Reporting (UCR) system, however for this report all offenses are included, and each incident may have more than one offense listed on it. In cases where there is more than one offense listed, all offenses are counted individually. Although every reasonable verification effort is made, the accuracy of any data is subject to the constraints of the report generation process as well as the manner, format, and point in time of any query.

PART I OFFENSES:	Chosen by the FBI as Part I Offenses because they are serious crimes that occur with regularity in all areas of the country and are likely to be reported to Police.
PART II OFFENSES:	All other crimes other than the eight Part I Offenses. The Uniform Crime Reporting Program gathers only arrest data for Part II Offenses, however, SLCPD results displayed in this document display all Part II Offenses, regardless of the presence of arrest data.
ALL OTHER OFFENSES:	Under the Part II Offense section, 'All Other Offenses' include Peeping Tom, Trespass, Kidnap/Abduction, Pornography, Extortion/Blackmail, Bribery, Warrants, Sexual Offenses, Obstruction, Public Peace, and Hit & Run.
NON-UCR OFFENSES:	Non-UCR Offenses include reports for all other offenses not classified as a Part I or Part II Offense. Results displayed separate some of these offenses such as Ambulance Calls, Deaths, Missing Persons, Suicides, Suspicious Activity, and Traffic Accidents.
ALL OTHER NON-UCR:	Under the Non-UCR category, 'All Other' include the remainder of offenses not classified as Part I or Part II and not separated from the Non-UCR Offenses. These include things such as Loud Parties, Barking Dogs, Mentally Ill Subjects, Citizen Assistance, etc.
LOW NUMBER OFFENSES:	On page two, in the interest of space and allowing for easier viewing, the category titled 'Low Number Offenses' include Part I and Part II Offenses from page one that have totals under the amount of 36.

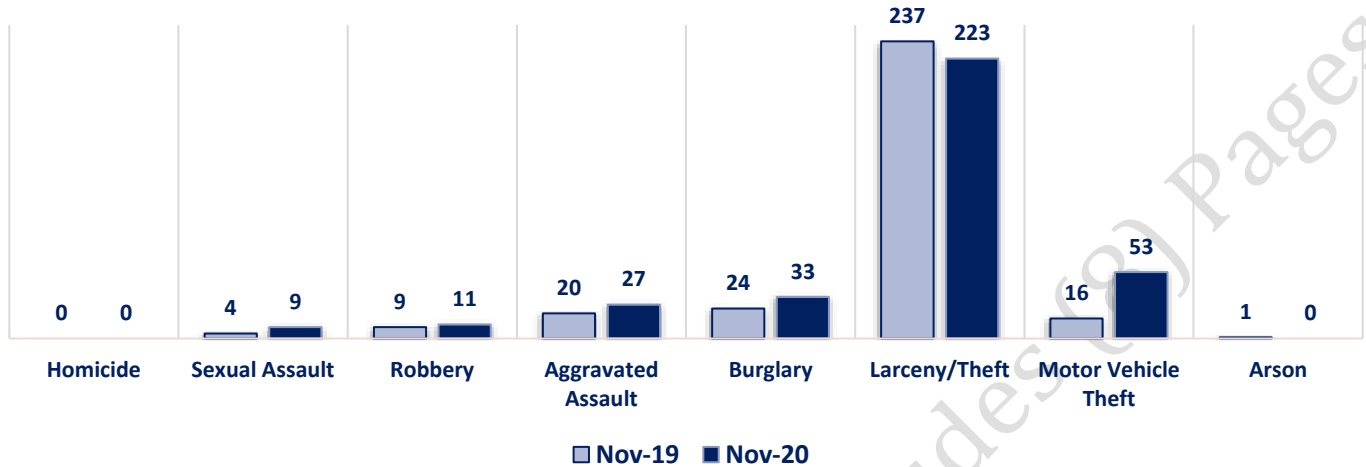
Offenses

PART I OFFENSES VIOLENT PROPERTY		OFFENSE		NOV 19	NOV 20	PART II OFFENSES	
		Homicide		0	0		
		Sexual Assault		4	9		
		Robbery		9	11		
		Aggravated Assault		20	27		
		Burglary		24	33		
		Larceny/Theft		237	223		
		Motor Vehicle Theft		16	53		
		Arson		1	0		
		PART I TOTALS		311	356		
NON-UCR OFFENSES		Ambulance Calls		71	49	PART II OFFENSES	
		Deaths		4	5		
		Missing Persons		15	11		
		Suicides		0	0		
		Suspicious Activity		22	32		
		Traffic Accidents		136	67		
		All Other		332	284		
		NON-UCR TOTALS		580	448		
TOTALS		PART I OFFENSES		311	356	PART II OFFENSES	
		PART II OFFENSES		828	652		
		NON-UCR OFFENSES		580	448		
TOTAL		1719	1456				

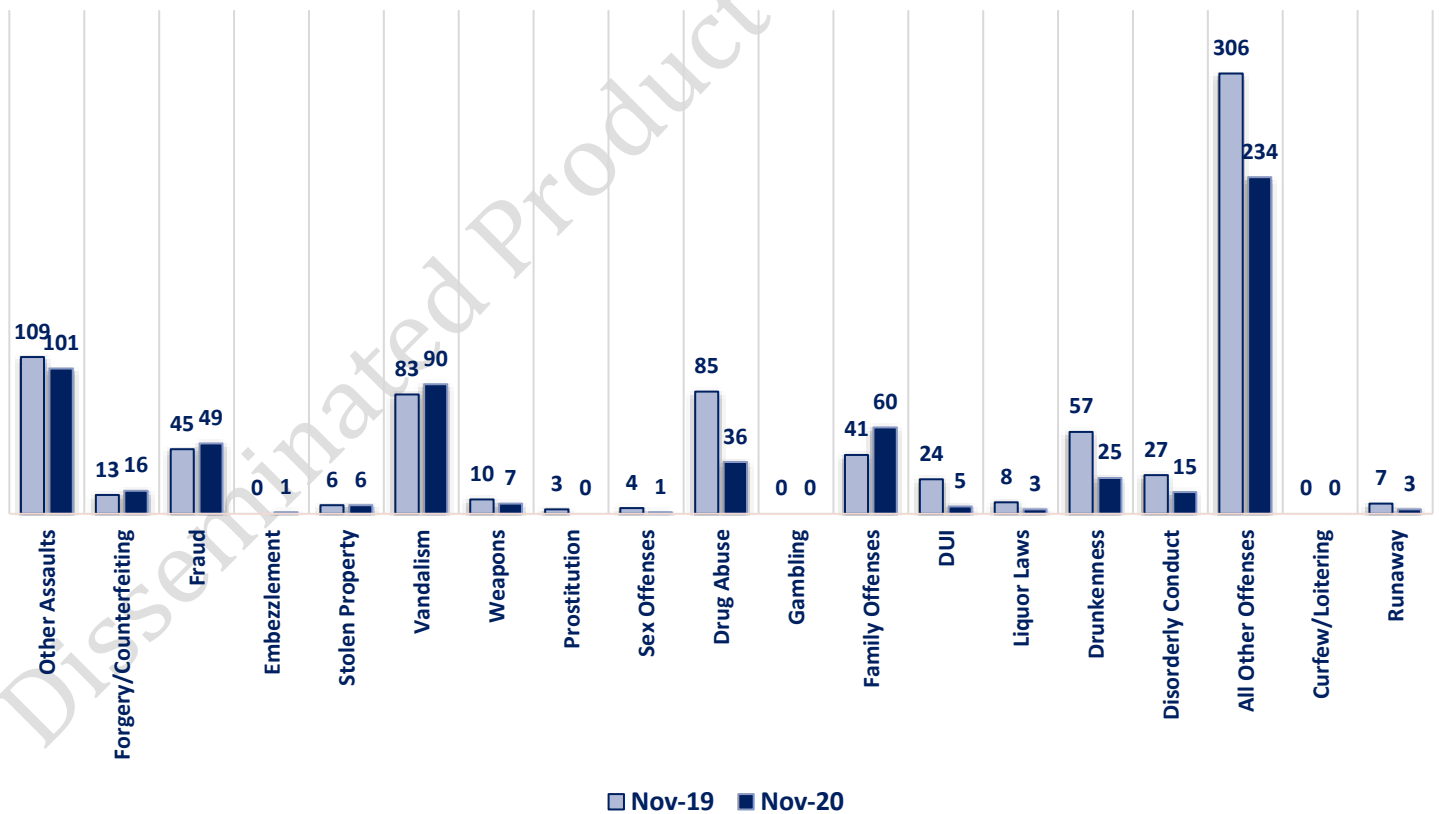
NOVEMBER 2020- PART I & II OFFENSE PERCENTAGES



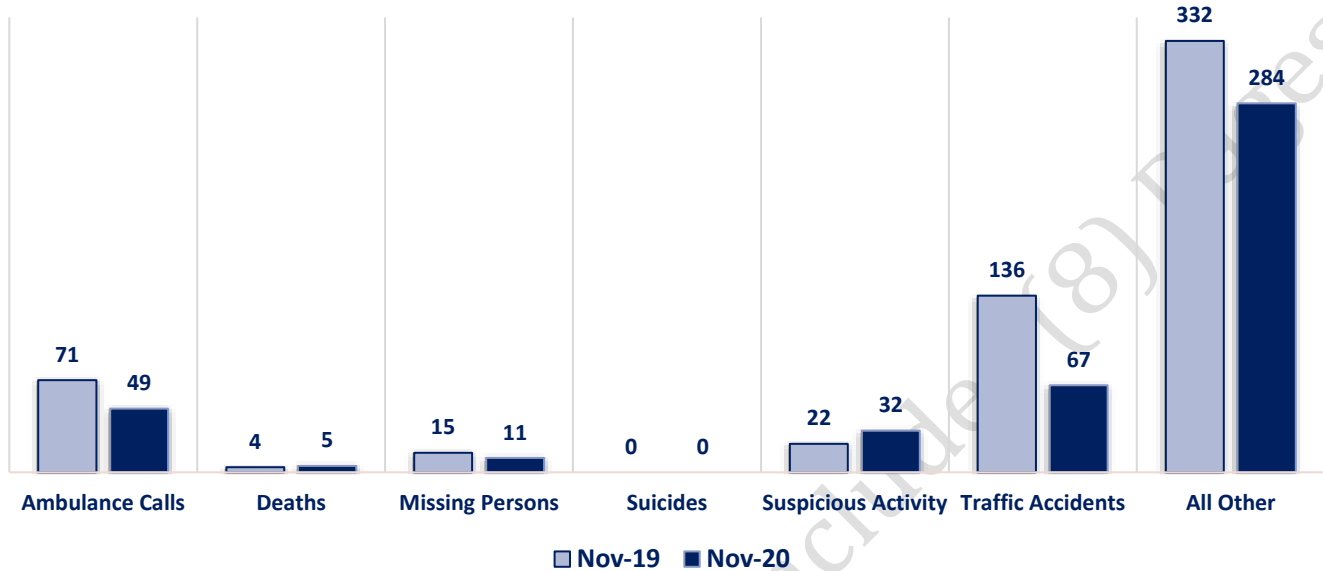
Part I Offenses



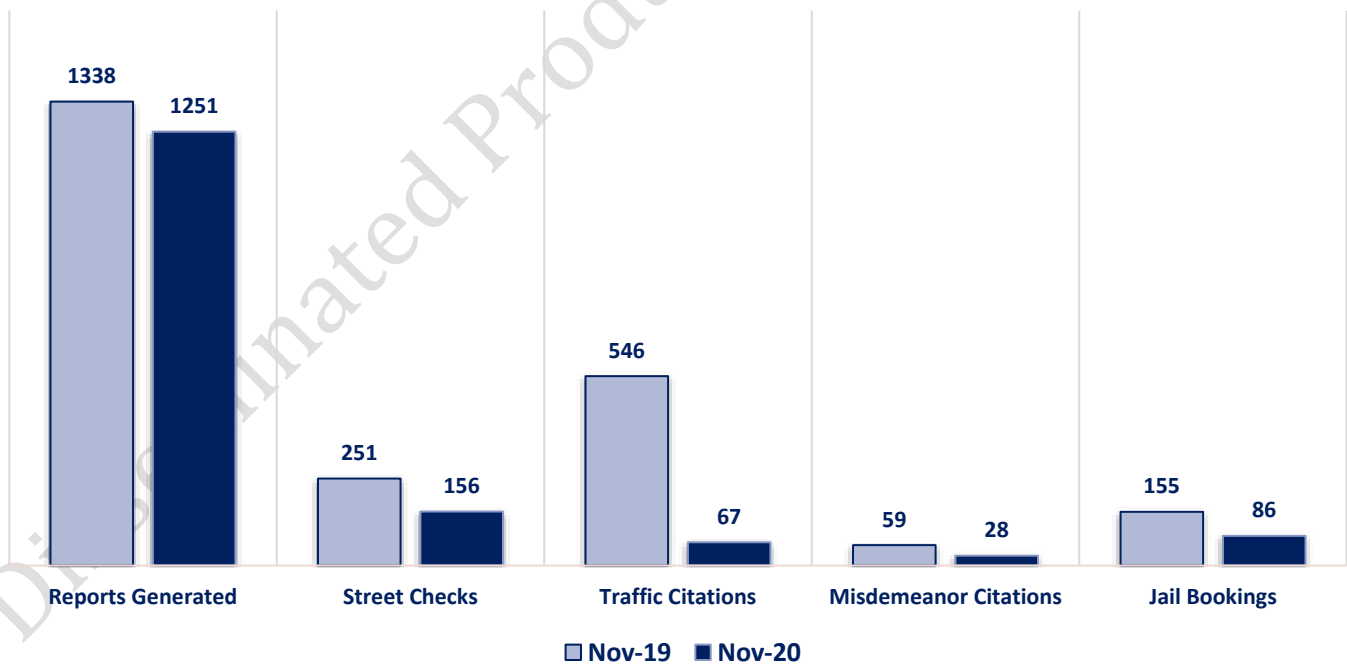
Part II Offenses



Non-UCR Offenses

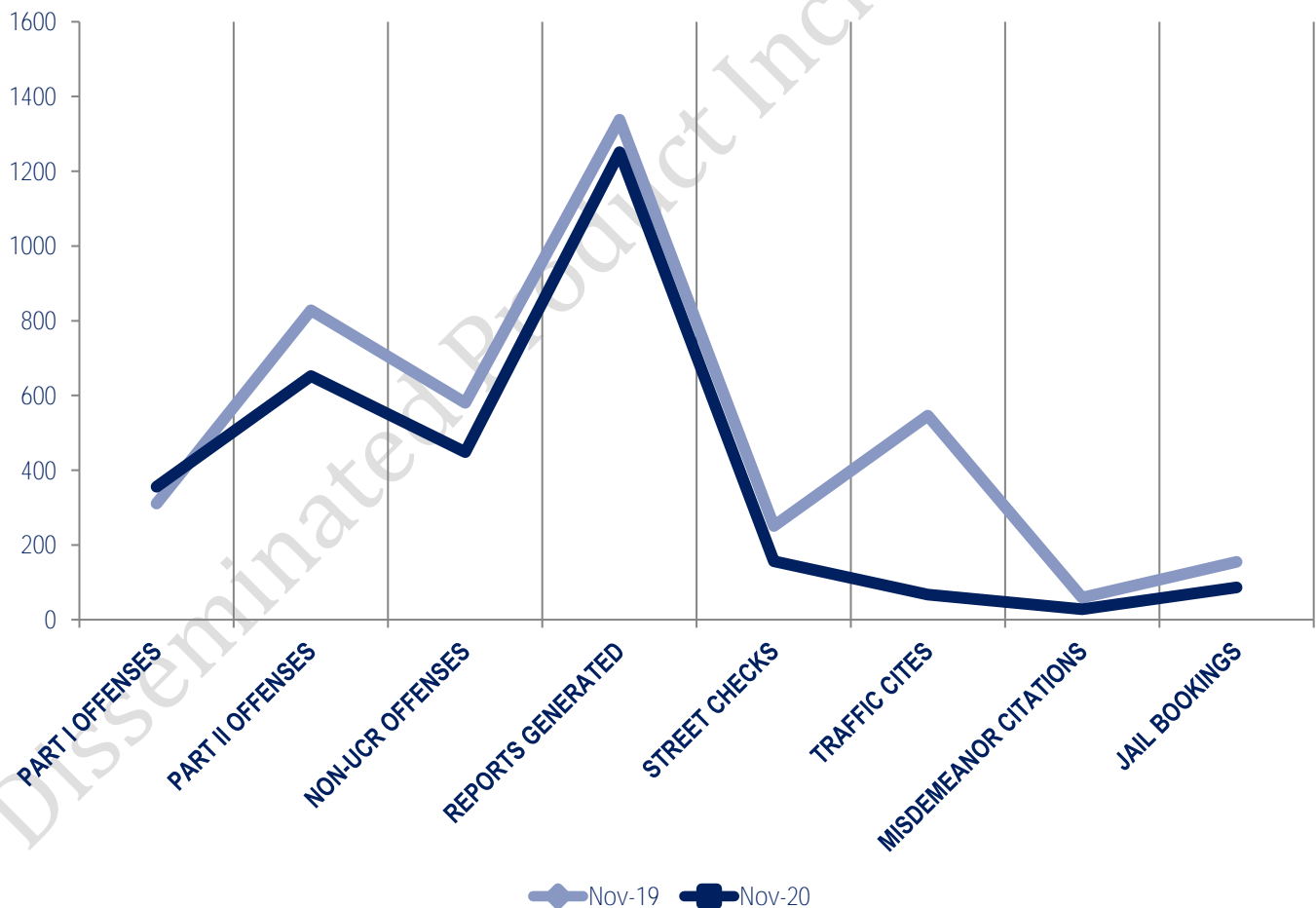


Other Event Totals



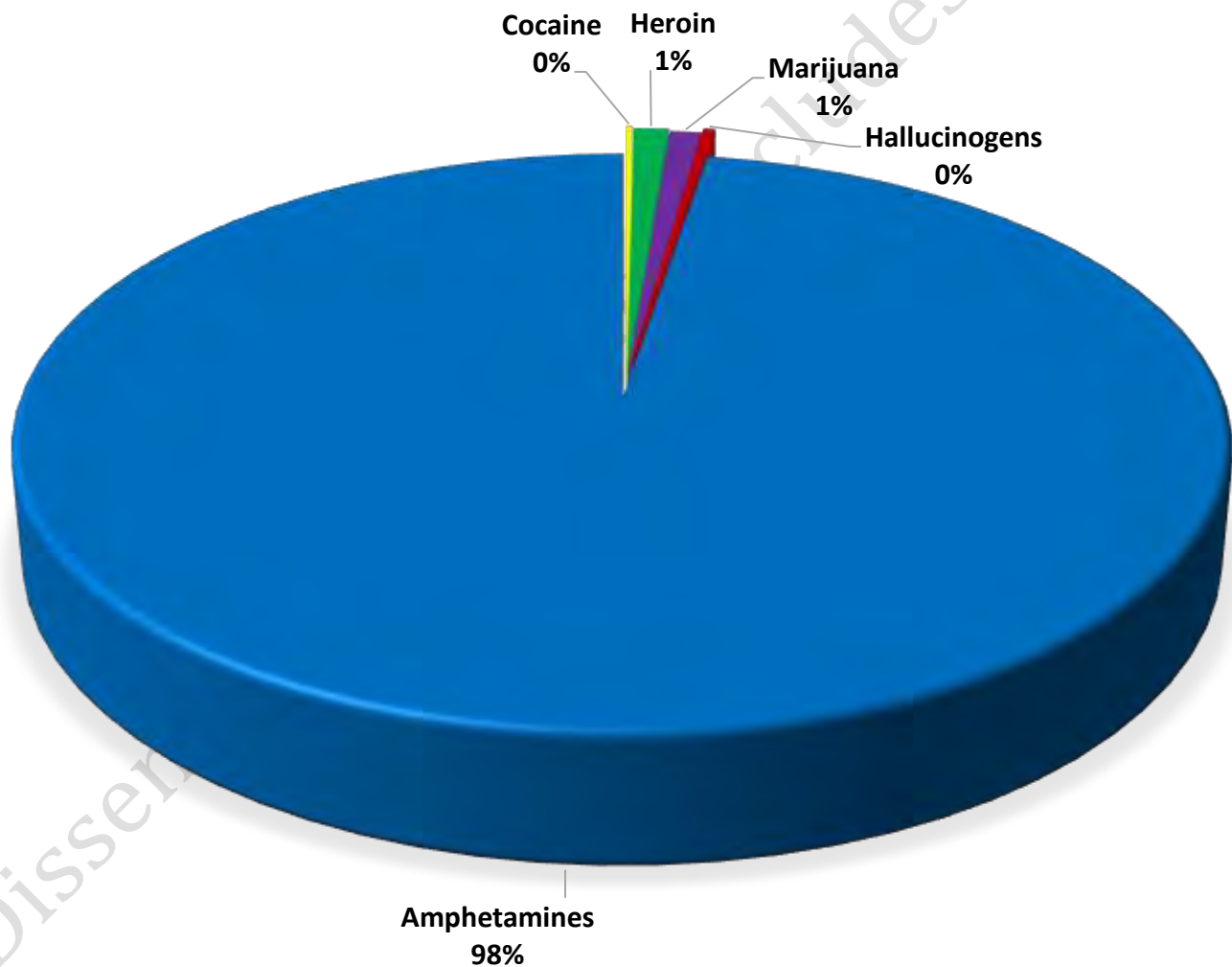
Combined Offense/Event Trends

	NOV 2019	NOV 2020
Part I Offenses	311	356
Part II Offenses	828	652
NonUCR Offenses	580	448
Reports Generated	1338	1251
Street Checks	251	156
Traffic Citations	546	67
Misdemeanor Citations	59	28
Jail Bookings	155	86

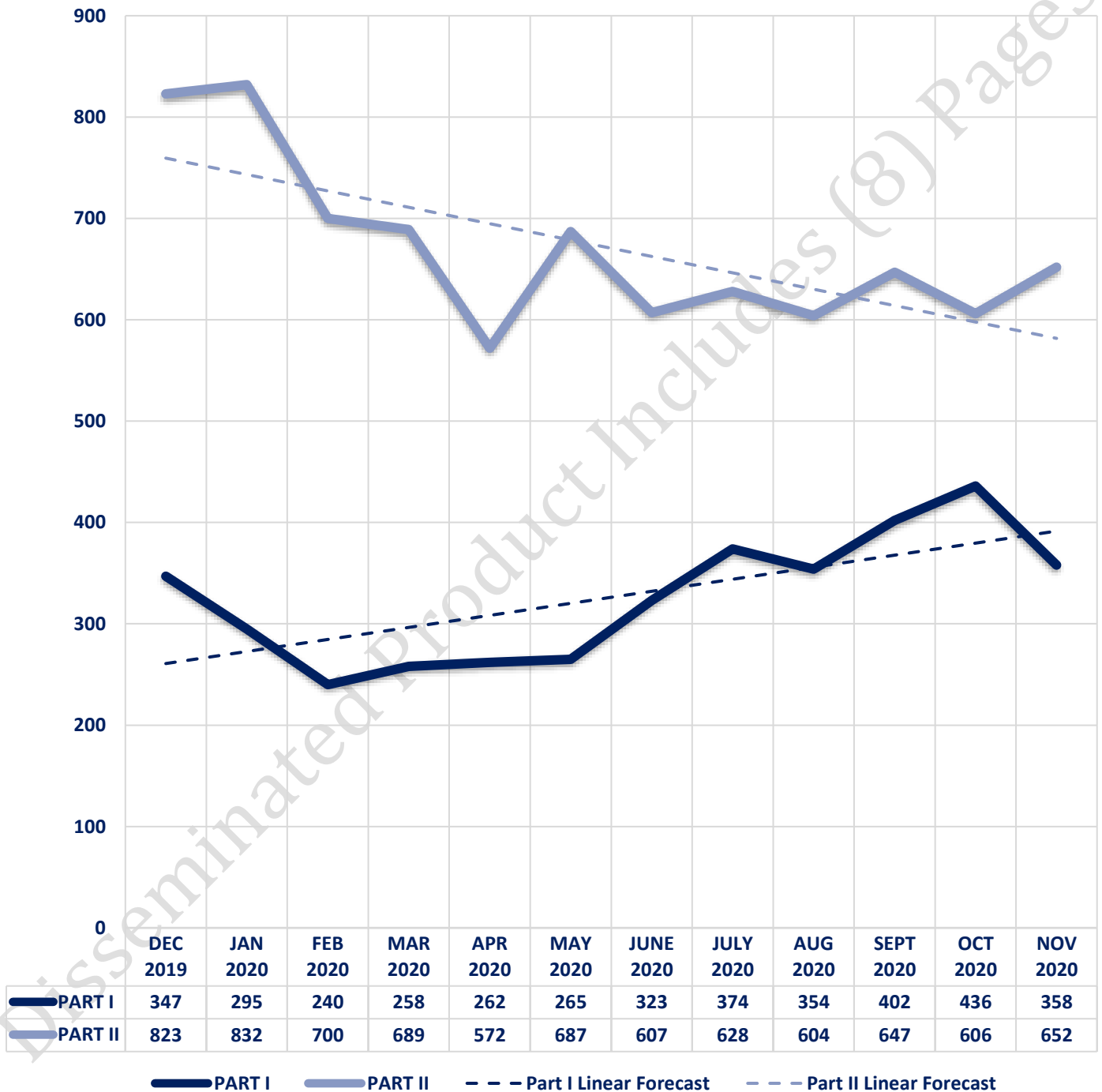


Seized Drugs

TYPE	DOSES	STREET VALUE
Cocaine	47.0	\$ 470.00
Heroin	248.0	\$ 2,480.00
Marijuana	221.1	\$ 1,326.86
Hallucinogens	79.1	\$ 158.16
Amphetamines	22286.0	\$ 222,860.00
TOTAL	22881.2	\$ 227,295.02



Part I & II Offenses - One Year





CITY COUNCIL DISTRICT #4 MONTHLY OFFENSE SUMMARY

December 2020

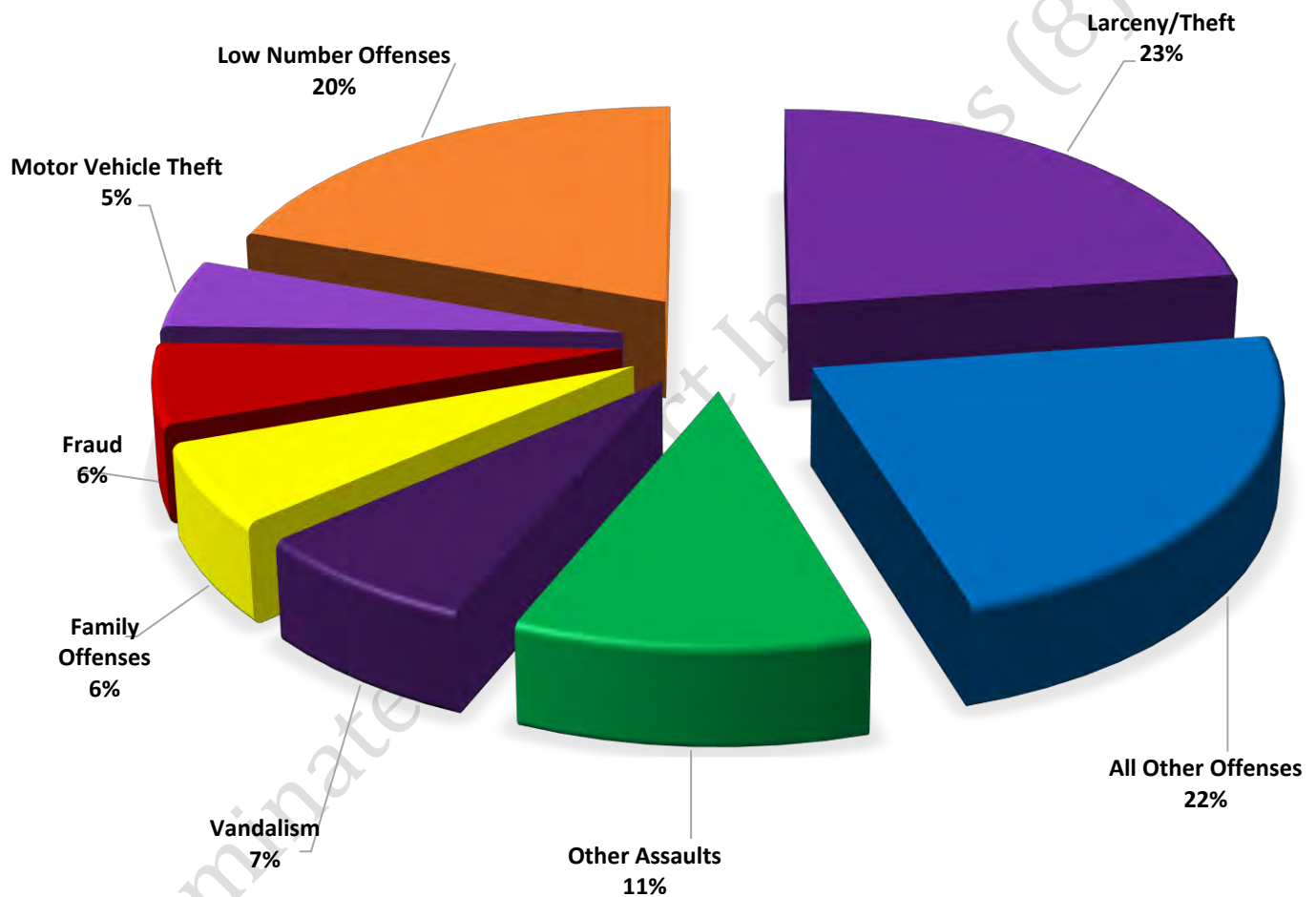
These figures represent preliminary counts of original Police Incident Reports and include all offenses within the above listed City Council District only. Full statistical analysis to determine the confidence level of this data has not been performed. The results contained herein are **approximate in relation to the listed area and may not fully coincide with data shown in other areas of SLCPD's Crime Statistics** page such as Calls for Service, Crimes Trending, and Crime Reports due to and reflective of departmental procedures that were in place at the time the event occurred and the date this data was compiled. Results displayed are not distinguished as attempted or completed crimes, do not include other calls for police service, and only represent police service where a report was made. Police Incident Reports are classified by primary offense categories as defined by the Uniform Crime Reporting (UCR) system, however for this report all offenses are included, and each incident may have more than one offense listed on it. In cases where there is more than one offense listed, all offenses are counted individually. Although every reasonable verification effort is made, the accuracy of any data is subject to the constraints of the report generation process as well as the manner, format, and point in time of any query.

PART I OFFENSES:	Chosen by the FBI as Part I Offenses because they are serious crimes that occur with regularity in all areas of the country and are likely to be reported to Police.
PART II OFFENSES:	All other crimes other than the eight Part I Offenses. The Uniform Crime Reporting Program gathers only arrest data for Part II Offenses, however, SLCPD results displayed in this document display all Part II Offenses, regardless of the presence of arrest data.
ALL OTHER OFFENSES:	Under the Part II Offense section, 'All Other Offenses' include Peeping Tom, Trespass, Kidnap/Abduction, Pornography, Extortion/Blackmail, Bribery, Warrants, Sexual Offenses, Obstruction, Public Peace, and Hit & Run.
NON-UCR OFFENSES:	Non-UCR Offenses include reports for all other offenses not classified as a Part I or Part II Offense. Results displayed separate some of these offenses such as Ambulance Calls, Deaths, Missing Persons, Suicides, Suspicious Activity, and Traffic Accidents.
ALL OTHER NON-UCR:	Under the Non-UCR category, 'All Other' include the remainder of offenses not classified as Part I or Part II and not separated from the Non-UCR Offenses. These include things such as Loud Parties, Barking Dogs, Mentally Ill Subjects, Citizen Assistance, etc.
LOW NUMBER OFFENSES:	On page two, in the interest of space and allowing for easier viewing, the category titled 'Low Number Offenses' include Part I and Part II Offenses from page one that have totals under the amount of 49.

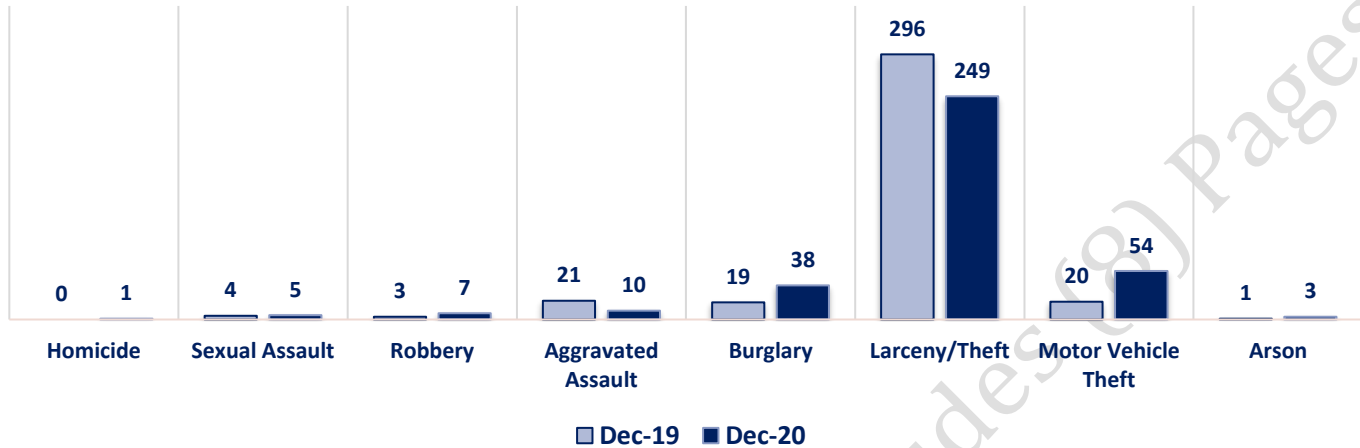
Offenses

PART I OFFENSES		OFFENSE		DEC 19	DEC 20	PART II OFFENSES					
		OFFENSE		DEC 19	DEC 20						
		Homicide		0	1			Other Assaults		105	122
		Sexual Assault		4	5			Forgery/Counterfeit		12	21
		Robbery		3	7			Fraud		59	64
		Aggravated Assault		21	10			Embezzlement		0	0
		Burglary		19	38			Stolen Property		7	9
		Larceny/Theft		296	249			Vandalism		81	80
		Motor Vehicle Theft		20	54			Weapons		11	8
		Arson		1	3			Prostitution		4	0
PART I TOTALS		364	367	Sex Offenses		7	8				
NON-UCR OFFENSES		Ambulance Calls		74	52	Drug Abuse		79	49		
		Deaths		9	6	Gambling		0	0		
		Missing Persons		15	16	Family Offenses		48	65		
		Suicides		0	0	DUI		13	9		
		Suspicious Activity		36	46	Liquor Laws		8	4		
		Traffic Accidents		124	73	Drunkenness		62	16		
		All Other		317	273	Disorderly Conduct		25	19		
		NON-UCR TOTALS		575	466	All Other Offenses		305	247		
PART I OFFENSES		364	367	Curfew/Loitering		0	0				
PART II OFFENSES		836	729	Runaway		10	8				
NON-UCR OFFENSES		575	466	PART II TOTALS		836	729				
TOTAL		1775	1562								

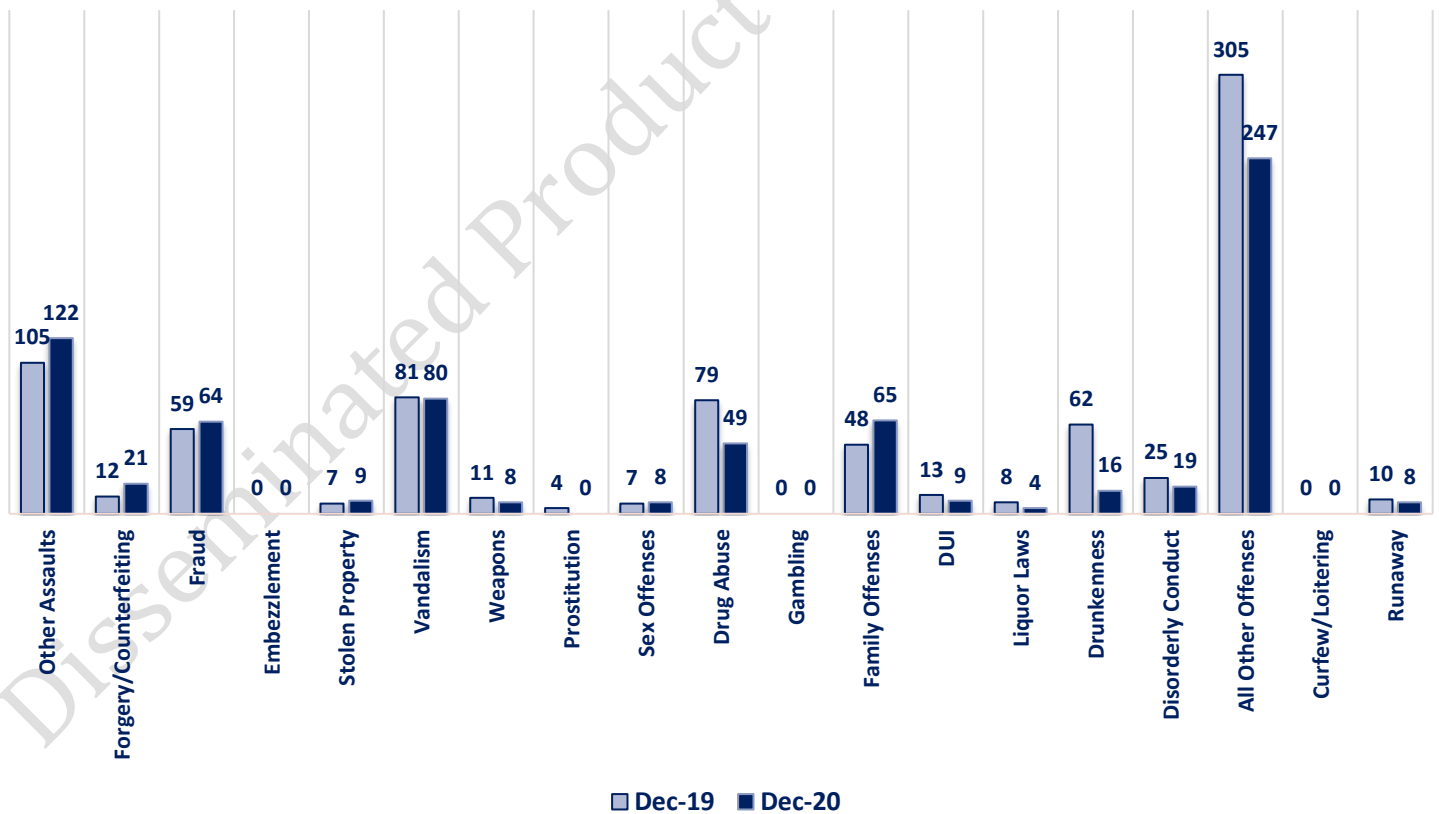
DECEMBER 2020- PART I & II OFFENSE PERCENTAGES



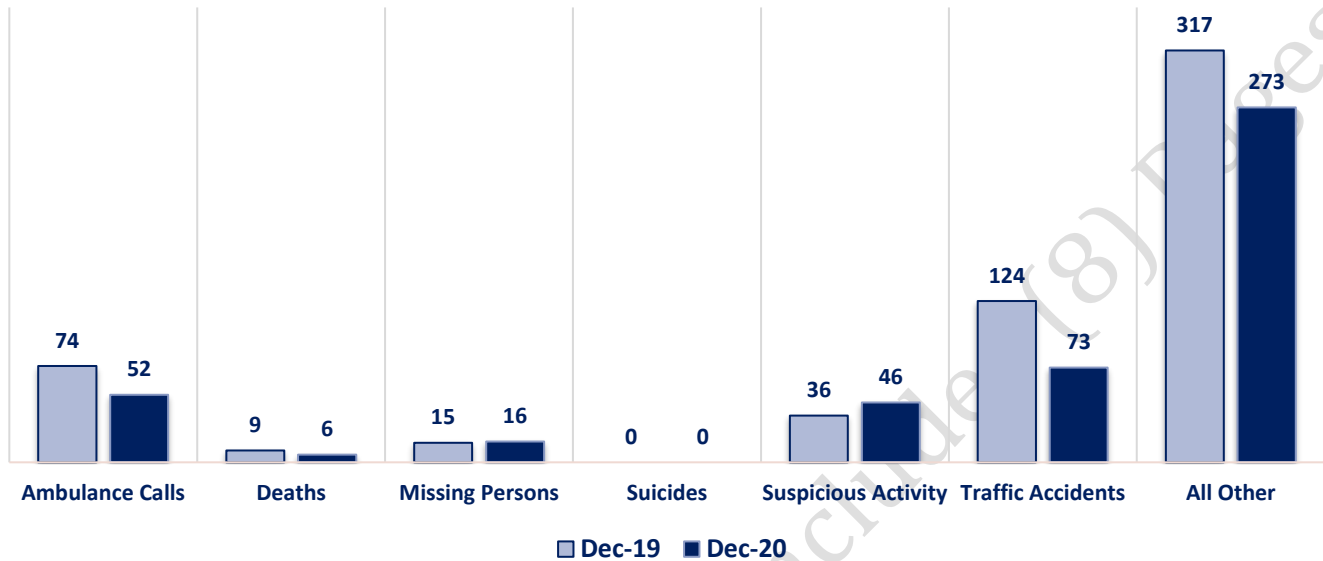
Part I Offenses



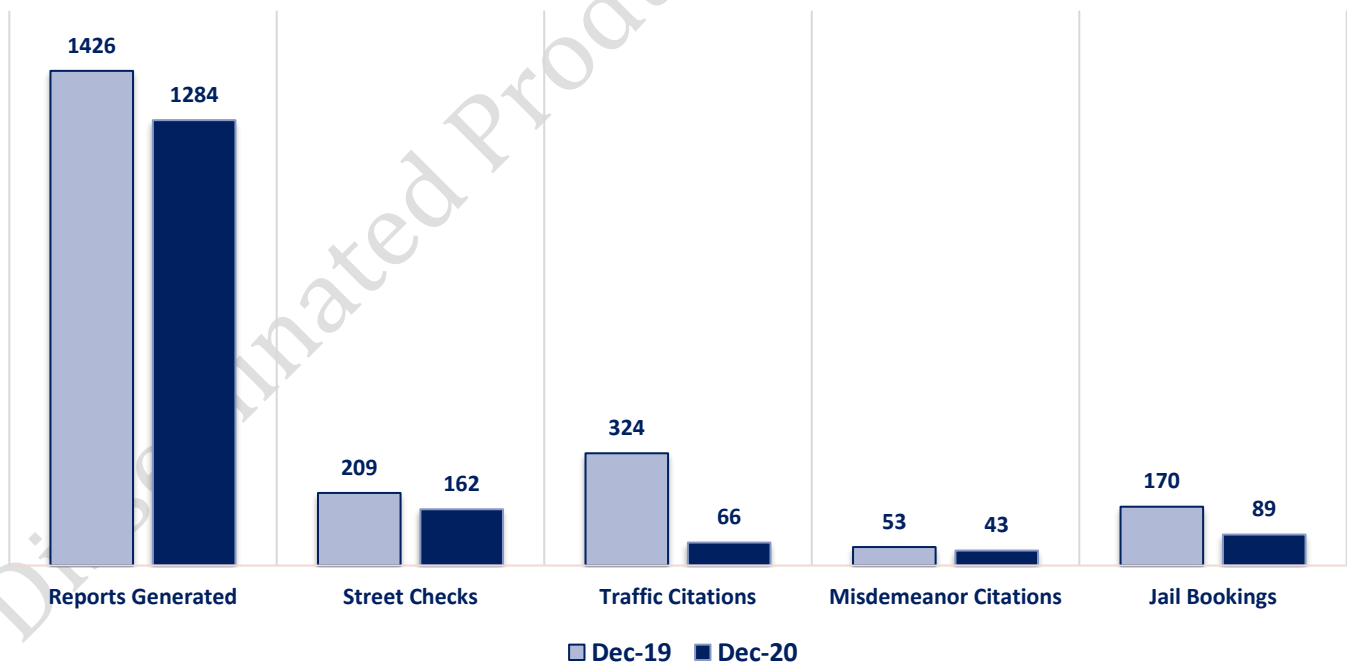
Part II Offenses



Non-UCR Offenses

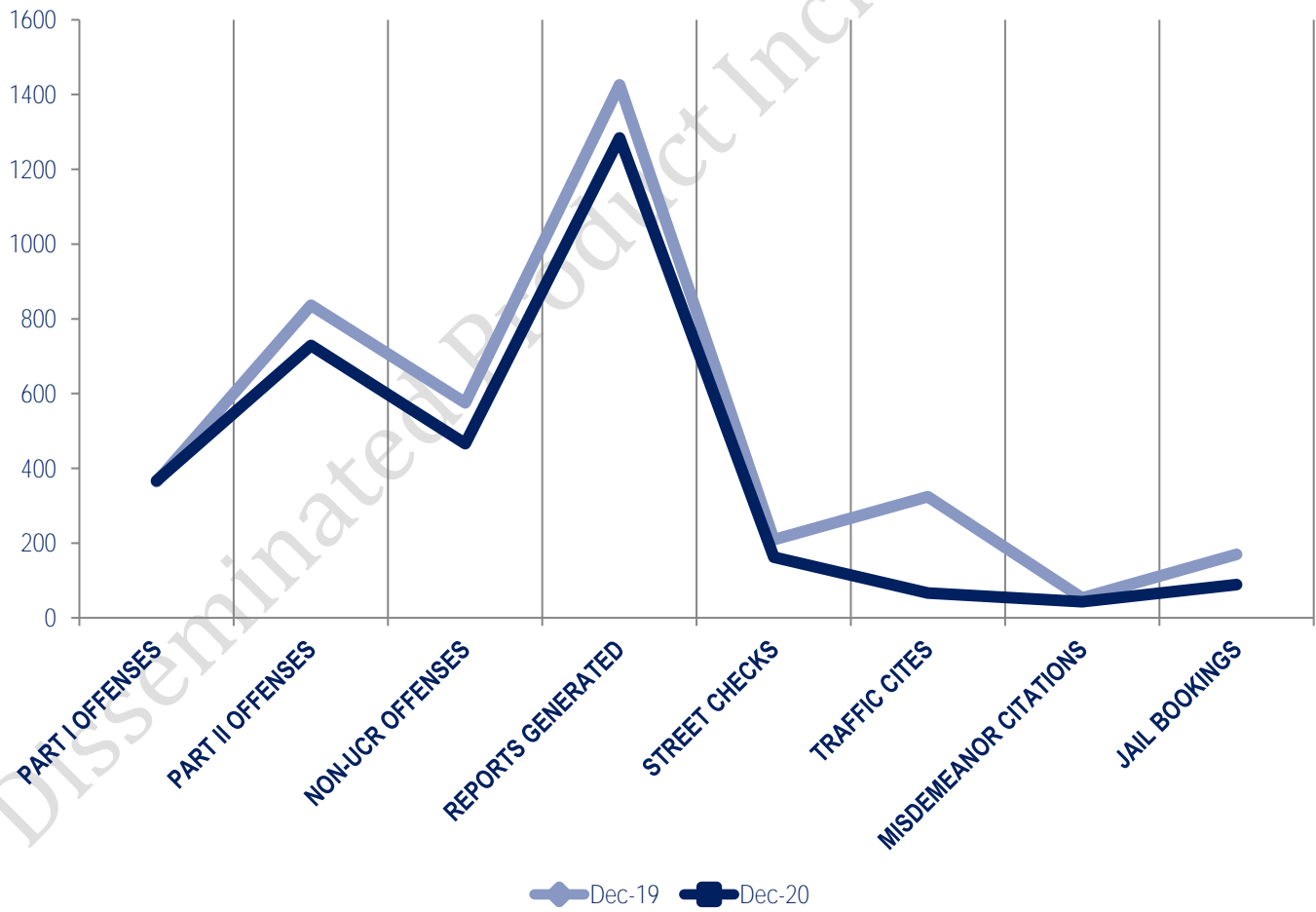


Other Event Totals



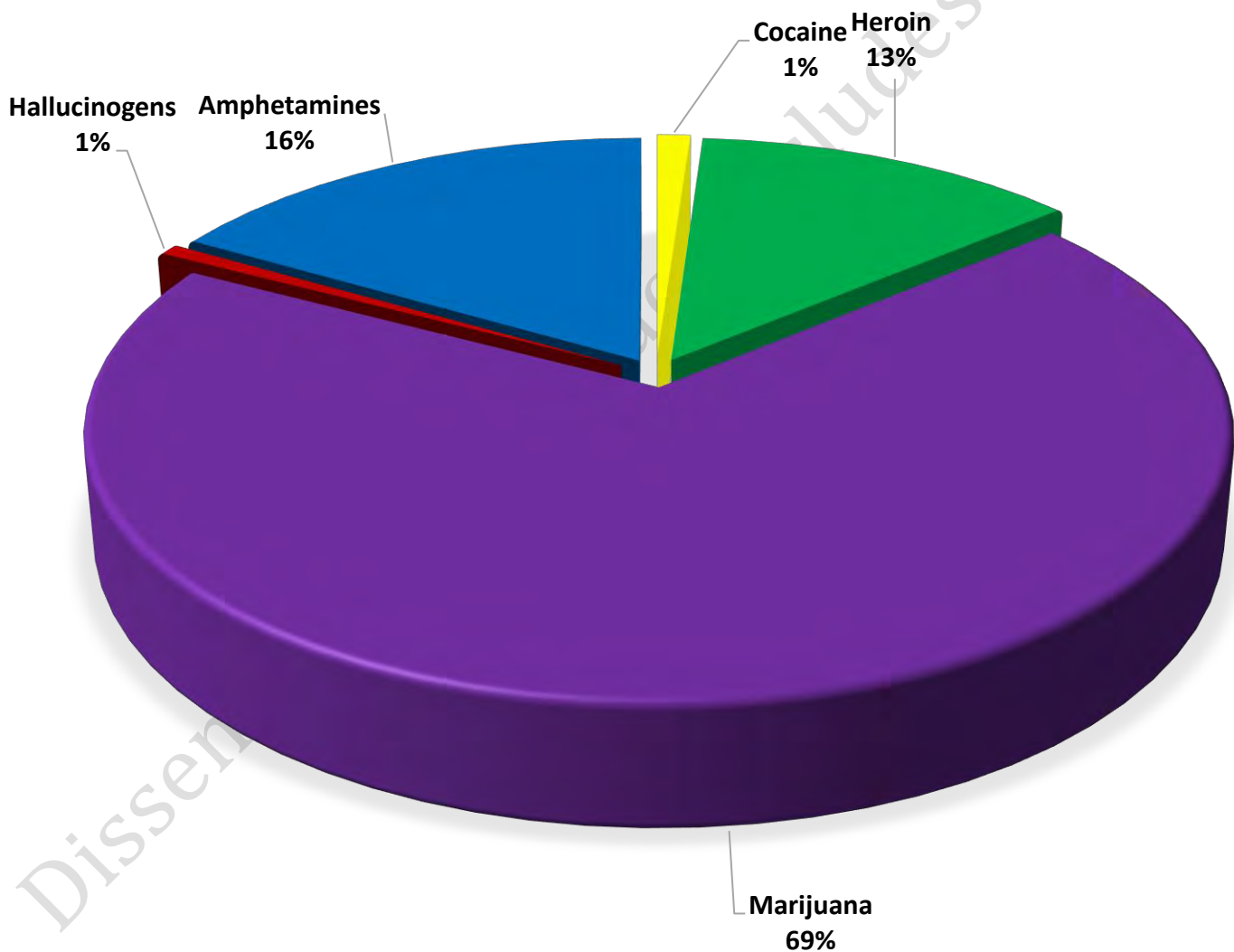
Combined Offense/Event Trends

	DEC 2019	DEC 2020
Part I Offenses	364	367
Part II Offenses	836	729
NonUCR Offenses	575	466
Reports Generated	1426	1284
Street Checks	209	162
Traffic Citations	324	66
Misdemeanor Citations	53	43
Jail Bookings	170	89



Seized Drugs

TYPE	DOSES	STREET VALUE
Cocaine	39.0	\$ 390.00
Heroin	451.7	\$ 4,517.00
Marijuana	2427.5	\$ 14,564.99
Hallucinogens	23.2	\$ 46.45
Amphetamines	587.4	\$ 5,874.10
TOTAL	3528.8	\$ 25,392.54



Part I & II Offenses - One Year

