



CITY COUNCIL DISTRICT #5 MONTHLY OFFENSE SUMMARY

JANUARY 2020

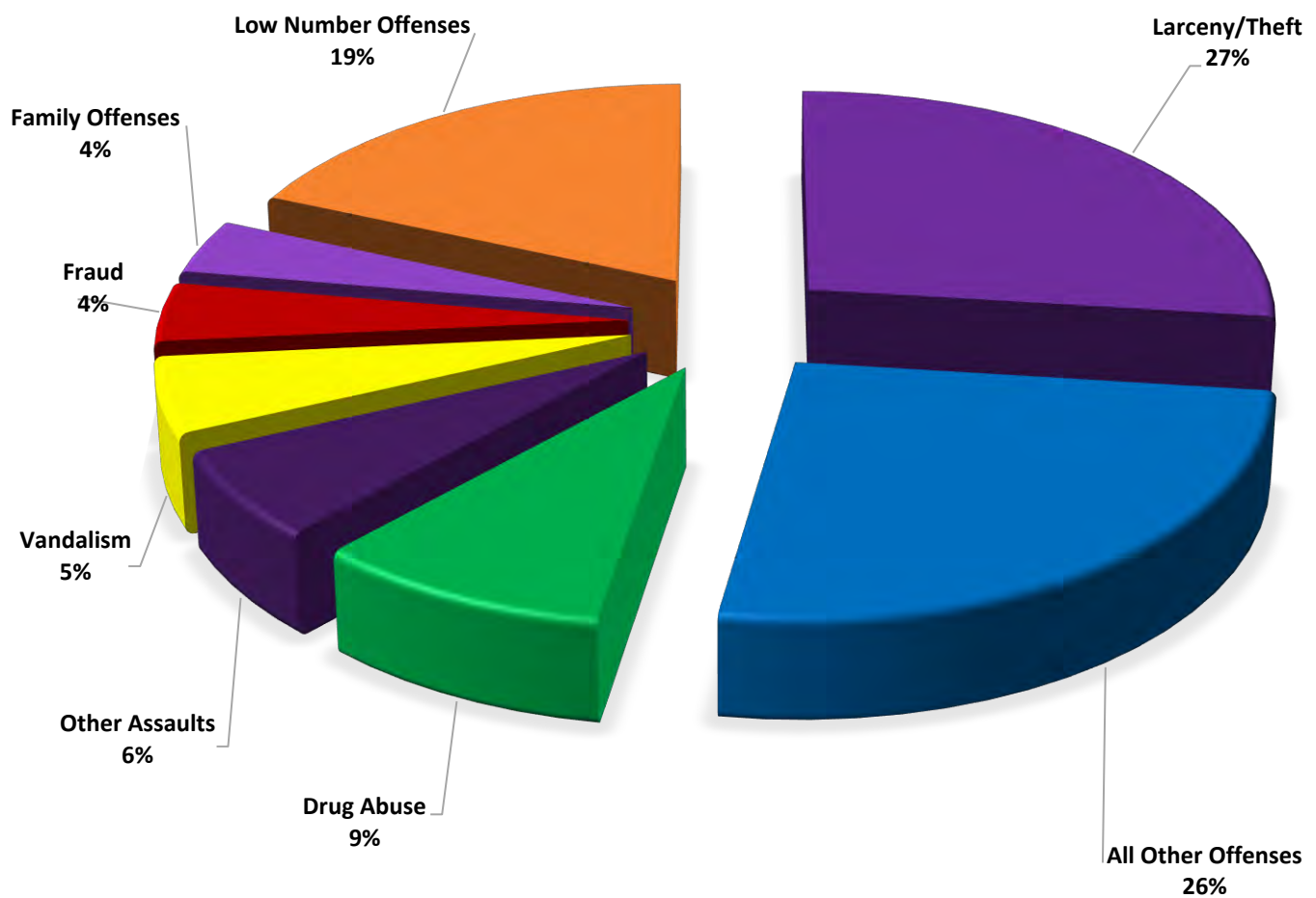
These figures represent preliminary counts of original Police Incident Reports and include all offenses within the above listed City Council District only. Full statistical analysis to determine the confidence level of this data has not been performed. The results contained herein are **approximate in relation to the listed area and may not fully coincide with data shown in other areas of SLCPD's Crime Statistics** page such as Calls for Service, Crimes Trending, and Crime Reports due to and reflective of departmental procedures that were in place at the time the event occurred and the date this data was compiled. Results displayed are not distinguished as attempted or completed crimes, do not include other calls for police service, and only represent police service where a report was made. Police Incident Reports are classified by primary offense categories as defined by the Uniform Crime Reporting (UCR) system, however for this report all offenses are included, and each incident may have more than one offense listed on it. In cases where there is more than one offense listed, all offenses are counted individually. Although every reasonable verification effort is made, the accuracy of any data is subject to the constraints of the report generation process as well as the manner, format, and point in time of any query.

PART I OFFENSES:	Chosen by the FBI as Part I Offenses because they are serious crimes that occur with regularity in all areas of the country and are likely to be reported to Police.
PART II OFFENSES:	All other crimes other than the eight Part I Offenses. The Uniform Crime Reporting Program gathers only arrest data for Part II Offenses, however, SLCPD results displayed in this document display all Part II Offenses, regardless of the presence of arrest data.
ALL OTHER OFFENSES:	Under the Part II Offense section, 'All Other Offenses' include Peeping Tom, Trespass, Kidnap/Abduction, Pornography, Extortion/Blackmail, Bribery, Warrants, Sexual Offenses, Obstruction, Public Peace, and Hit & Run.
NON-UCR OFFENSES:	Non-UCR Offenses include reports for all other offenses not classified as a Part I or Part II Offense. Results displayed separate some of these offenses such as Ambulance Calls, Deaths, Missing Persons, Suicides, Suspicious Activity, and Traffic Accidents.
ALL OTHER NON-UCR:	Under the Non-UCR category, 'All Other' include the remainder of offenses not classified as Part I or Part II and not separated from the Non-UCR Offenses. These include things such as Loud Parties, Barking Dogs, Mentally Ill Subjects, Citizen Assistance, etc.
LOW NUMBER OFFENSES:	On page two, in the interest of space and allowing for easier viewing, the category titled 'Low Number Offenses' include Part I and Part II Offenses from page one that have totals under the amount of 23.

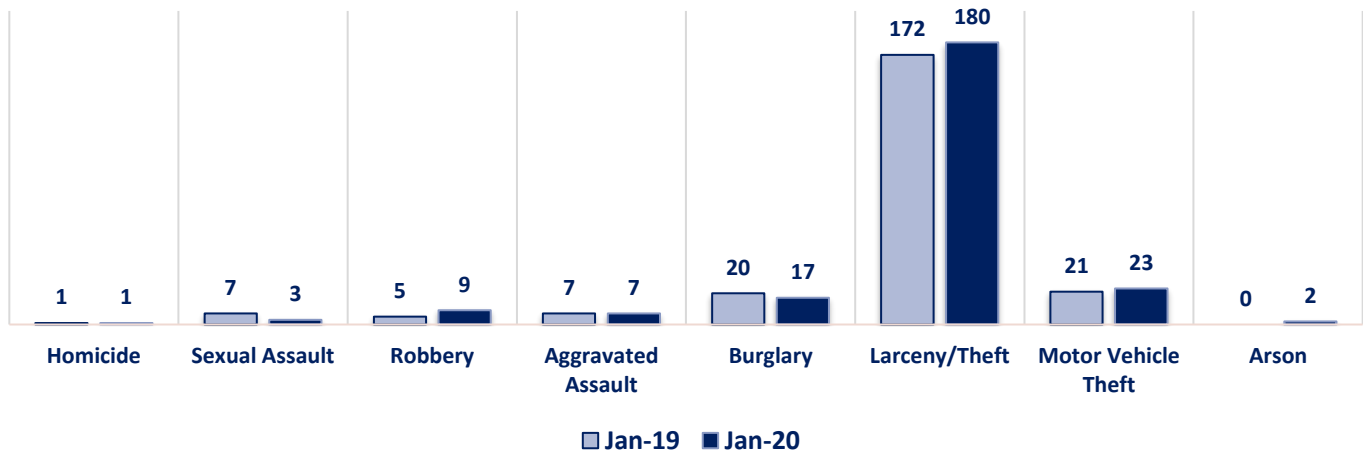
Offenses

PART I OFFENSES		OFFENSE		JAN 19	JAN 20	PART II OFFENSES			
		Homicide		1	1				
		Sexual Assault		7	3				
		Robbery		5	9				
		Aggravated Assault		7	7				
		Burglary		20	17				
		Larceny/Theft		172	180				
		Motor Vehicle Theft		21	23				
		Arson		0	2				
		PART I TOTALS		233	242				
NON-UCR OFFENSES		Ambulance Calls		32	29	Drug Abuse		86	62
		Deaths		4	8	Gambling		1	0
		Missing Persons		2	3	Family Offenses		27	26
		Suicides		1	1	DUI		15	10
		Suspicious Activity		19	23	Liquor Laws		3	2
		Traffic Accidents		77	51	Drunkenness		8	14
		All Other		245	194	Disorderly Conduct		8	8
NON-UCR TOTALS		380	309	All Other Offenses		192	171		
PART I OFFENSES		233	242	Curfew/Loitering		0	0		
PART II OFFENSES		479	426	Runaway		2	7		
NON-UCR OFFENSES		380	309	PART II TOTALS		479	426		
TOTAL		1092	977						

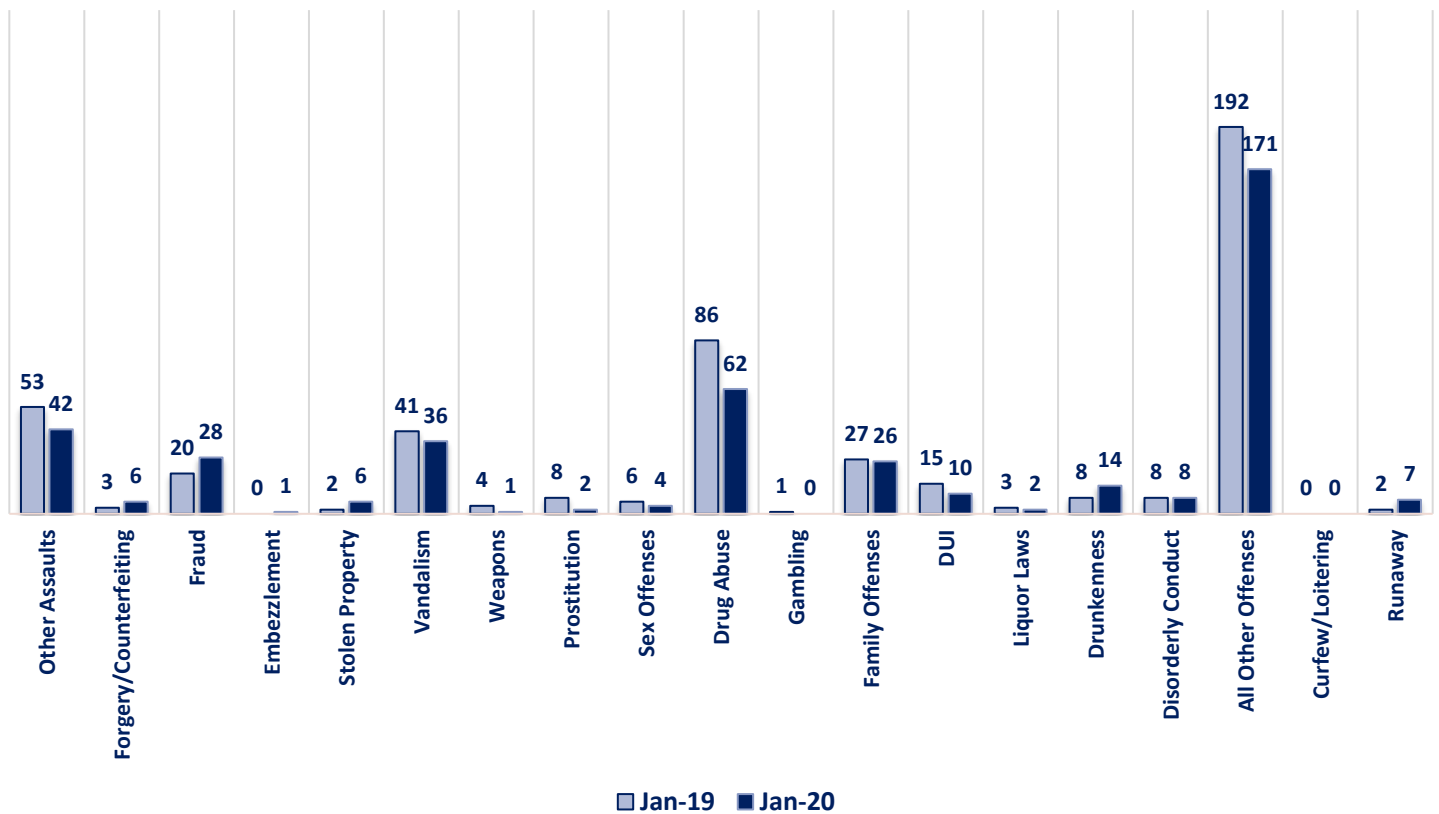
JANUARY 2020- PART I & II OFFENSE PERCENTAGES



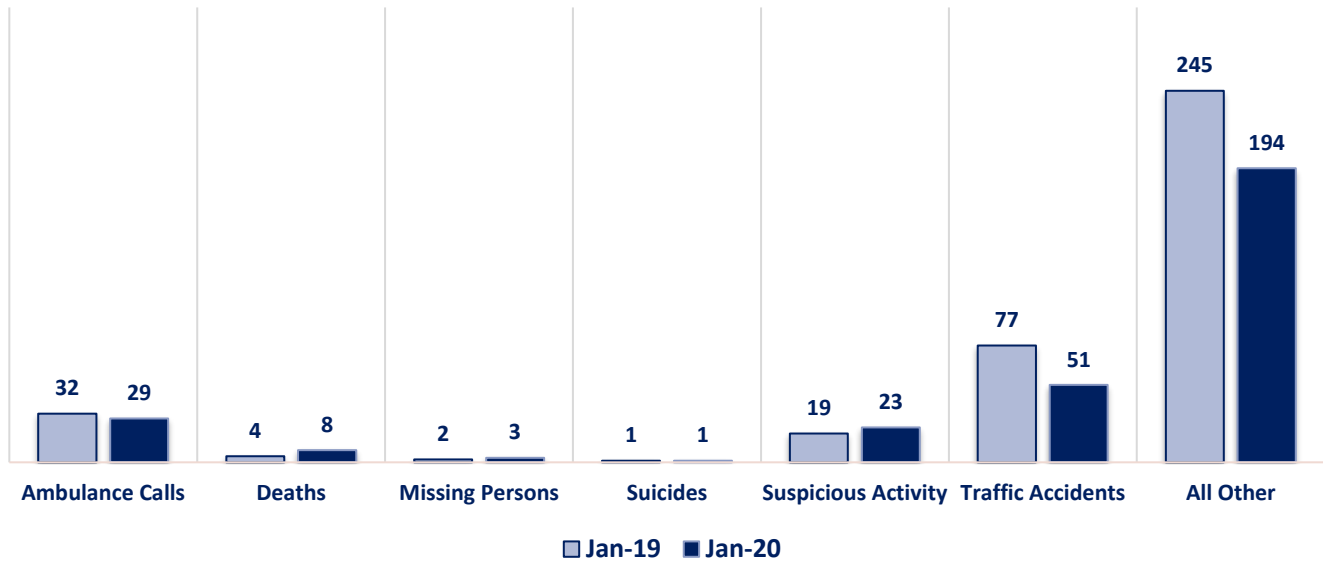
Part I Offenses



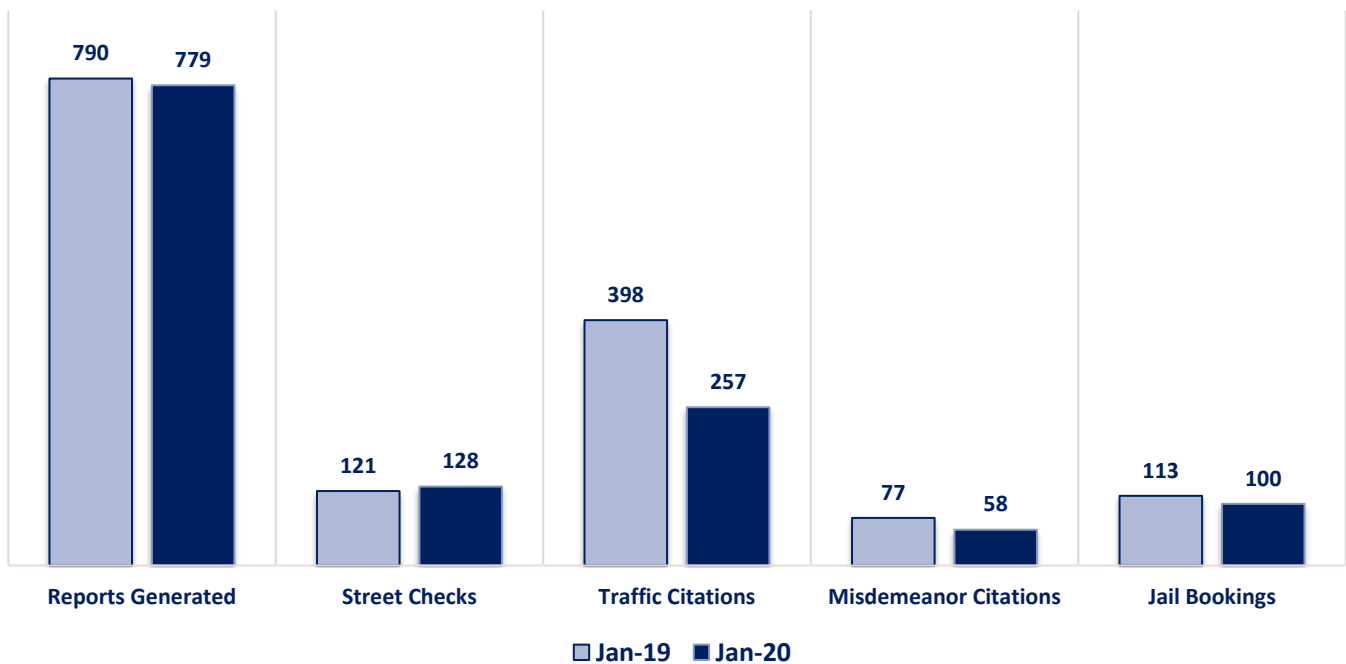
Part II Offenses



Non-UCR Offenses

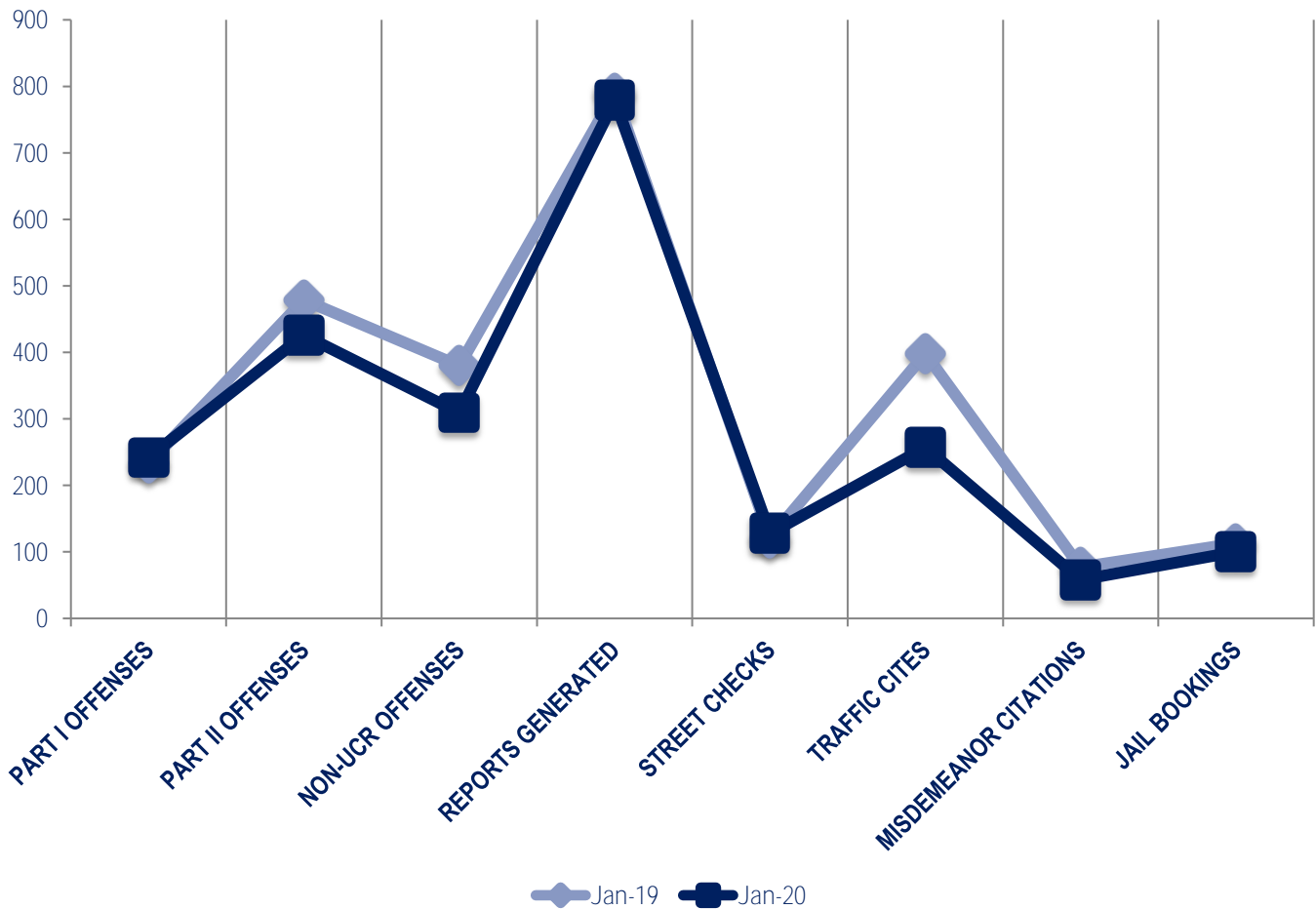


Other Event Totals



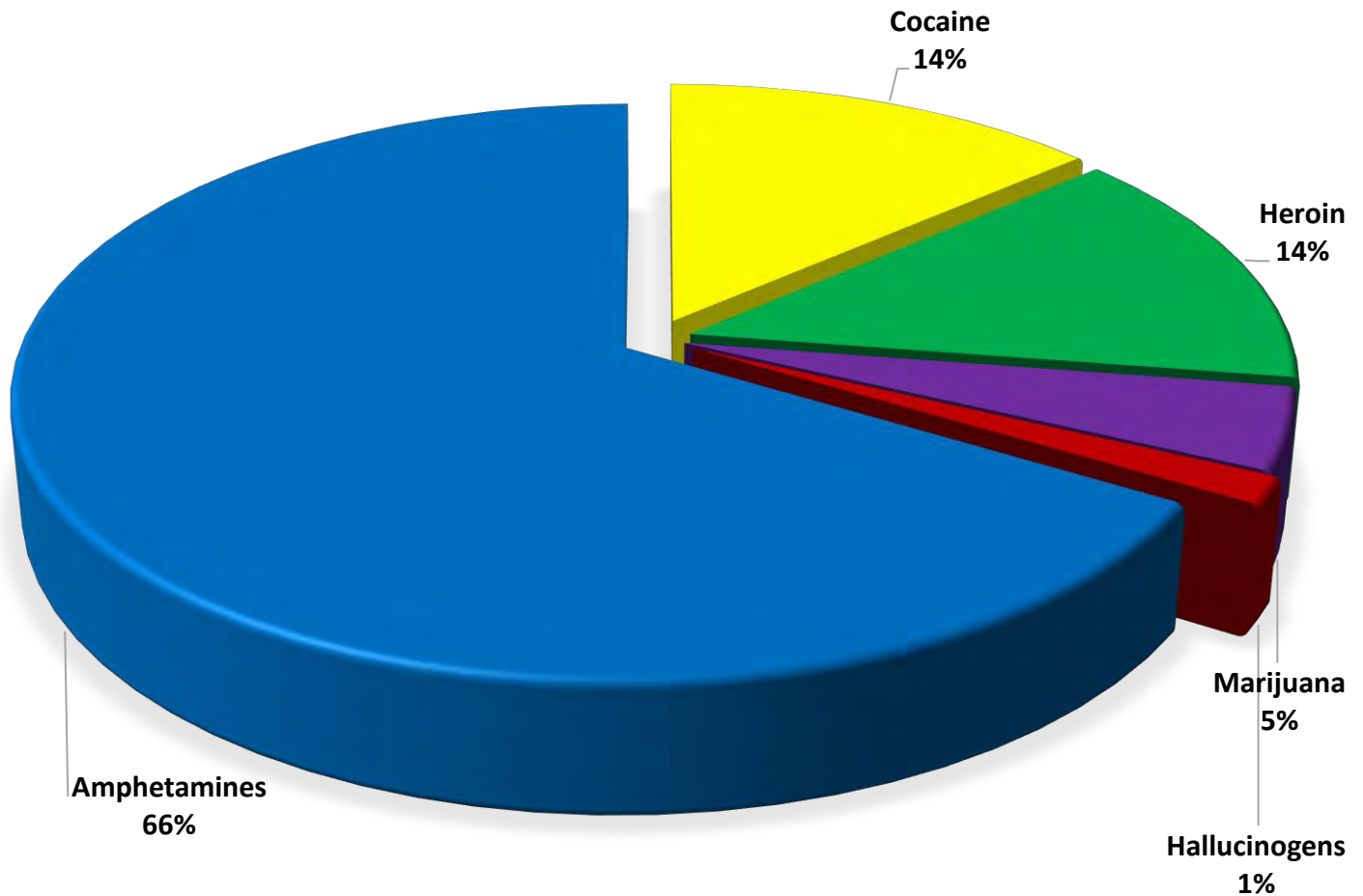
Combined Offense/Event Trends

	JAN 2019	JAN 2020
Part I Offenses	233	242
Part II Offenses	479	426
NonUCR Offenses	380	309
Reports Generated	790	779
Street Checks	121	128
Traffic Citations	398	257
Misdemeanor Citations	77	58
Jail Bookings	113	100

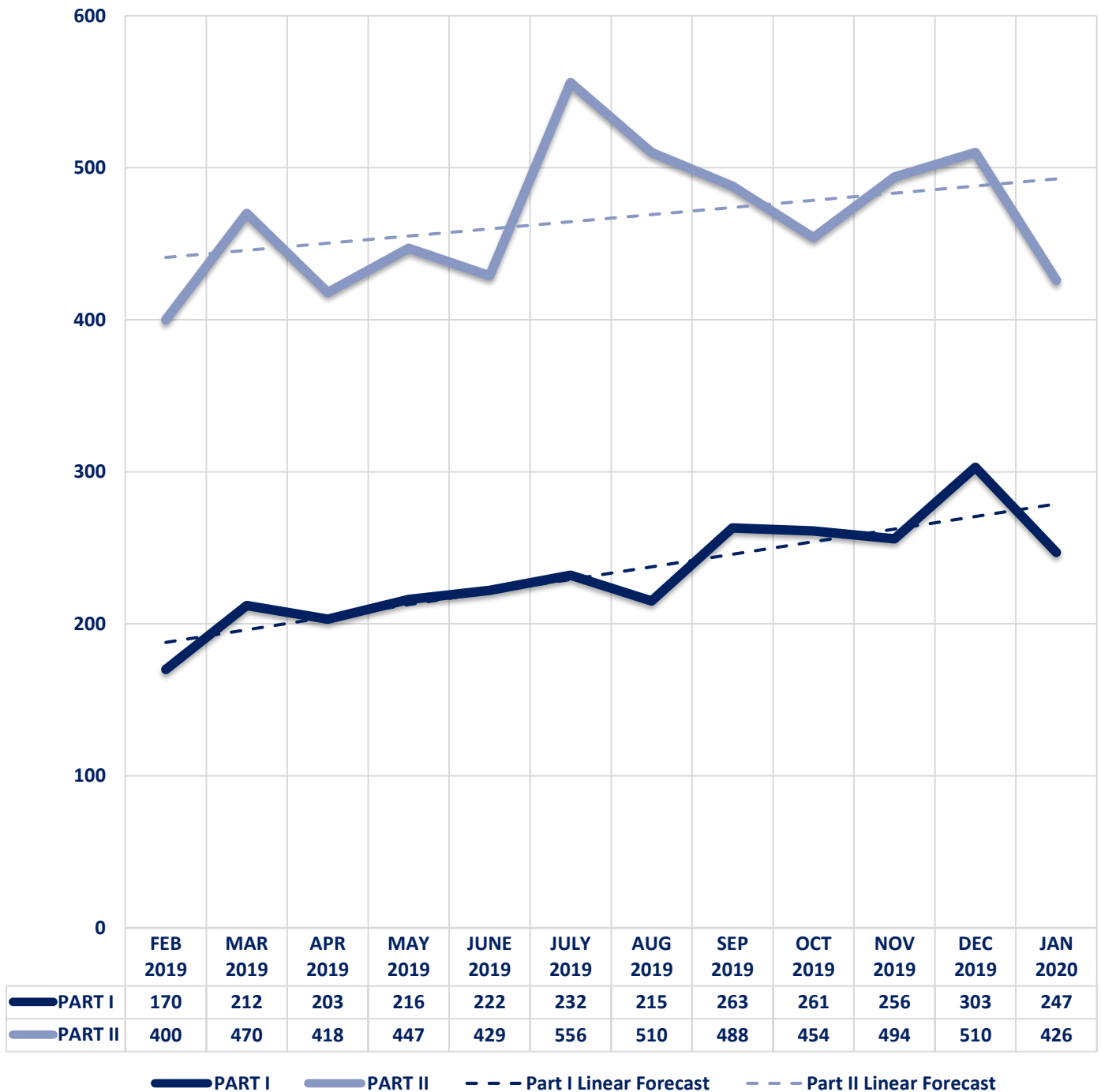


Seized Drugs

TYPE	DOSES	STREET VALUE
Cocaine	310.0	\$ 3,100.00
Heroin	314.8	\$ 3,147.70
Marijuana	104.9	\$ 629.64
Hallucinogens	35.1	\$ 70.20
Amphetamines	1513.5	\$ 15,135.24
TOTAL	2278.3	\$ 22,082.78



Part I & II Offenses - One Year





CITY COUNCIL DISTRICT #5 MONTHLY OFFENSE SUMMARY

February 2020

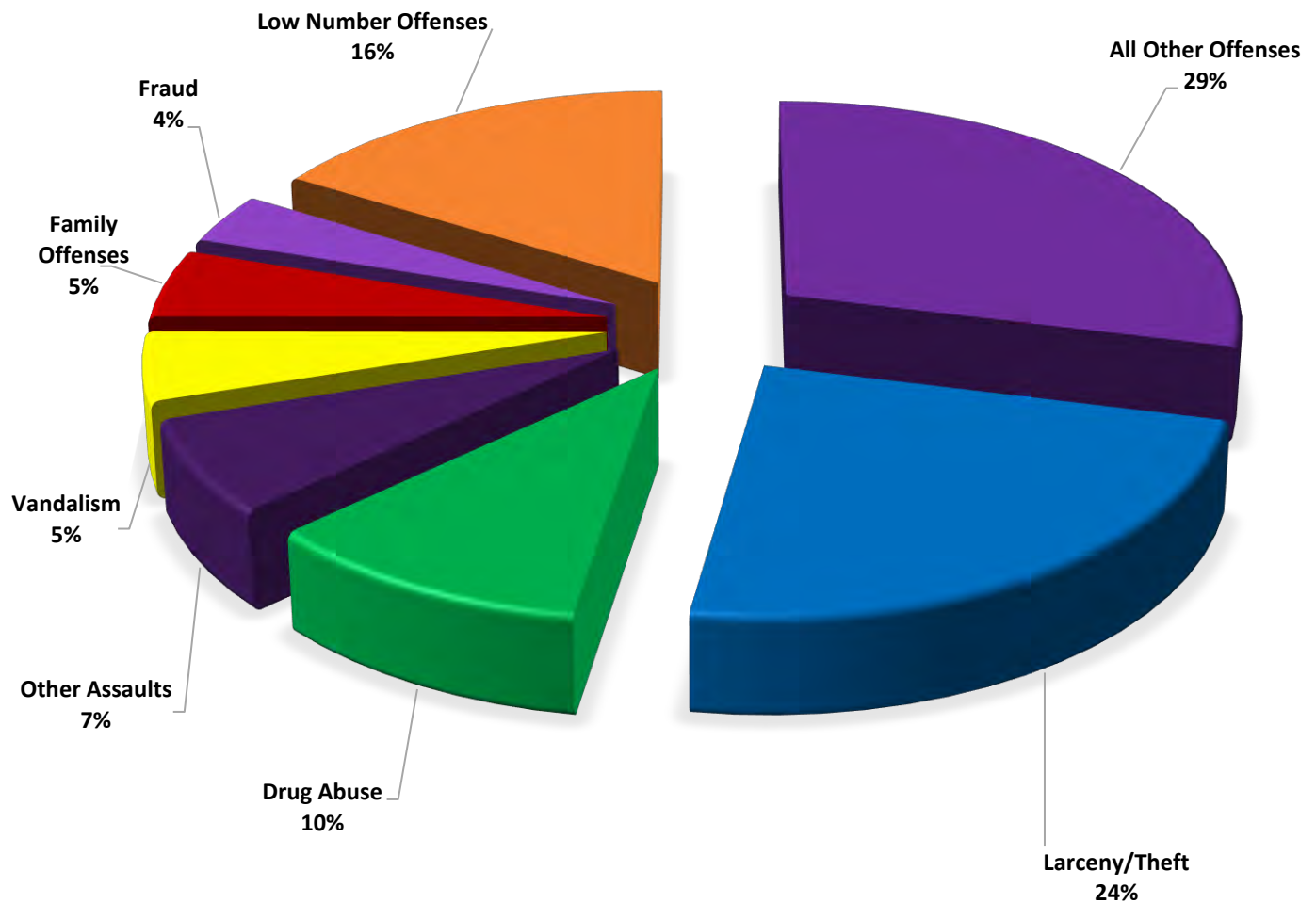
These figures represent preliminary counts of original Police Incident Reports and include all offenses within the above listed City Council District only. Full statistical analysis to determine the confidence level of this data has not been performed. The results contained herein are **approximate in relation to the listed area and may not fully coincide with data shown in other areas of SLCPD's Crime Statistics** page such as Calls for Service, Crimes Trending, and Crime Reports due to and reflective of departmental procedures that were in place at the time the event occurred and the date this data was compiled. Results displayed are not distinguished as attempted or completed crimes, do not include other calls for police service, and only represent police service where a report was made. Police Incident Reports are classified by primary offense categories as defined by the Uniform Crime Reporting (UCR) system, however for this report all offenses are included, and each incident may have more than one offense listed on it. In cases where there is more than one offense listed, all offenses are counted individually. Although every reasonable verification effort is made, the accuracy of any data is subject to the constraints of the report generation process as well as the manner, format, and point in time of any query.

PART I OFFENSES:	Chosen by the FBI as Part I Offenses because they are serious crimes that occur with regularity in all areas of the country and are likely to be reported to Police.
PART II OFFENSES:	All other crimes other than the eight Part I Offenses. The Uniform Crime Reporting Program gathers only arrest data for Part II Offenses, however, SLCPD results displayed in this document display all Part II Offenses, regardless of the presence of arrest data.
ALL OTHER OFFENSES:	Under the Part II Offense section, 'All Other Offenses' include Peeping Tom, Trespass, Kidnap/Abduction, Pornography, Extortion/Blackmail, Bribery, Warrants, Sexual Offenses, Obstruction, Public Peace, and Hit & Run.
NON-UCR OFFENSES:	Non-UCR Offenses include reports for all other offenses not classified as a Part I or Part II Offense. Results displayed separate some of these offenses such as Ambulance Calls, Deaths, Missing Persons, Suicides, Suspicious Activity, and Traffic Accidents.
ALL OTHER NON-UCR:	Under the Non-UCR category, 'All Other' include the remainder of offenses not classified as Part I or Part II and not separated from the Non-UCR Offenses. These include things such as Loud Parties, Barking Dogs, Mentally Ill Subjects, Citizen Assistance, etc.
LOW NUMBER OFFENSES:	On page two, in the interest of space and allowing for easier viewing, the category titled 'Low Number Offenses' include Part I and Part II Offenses from page one that have totals under the amount of 21.

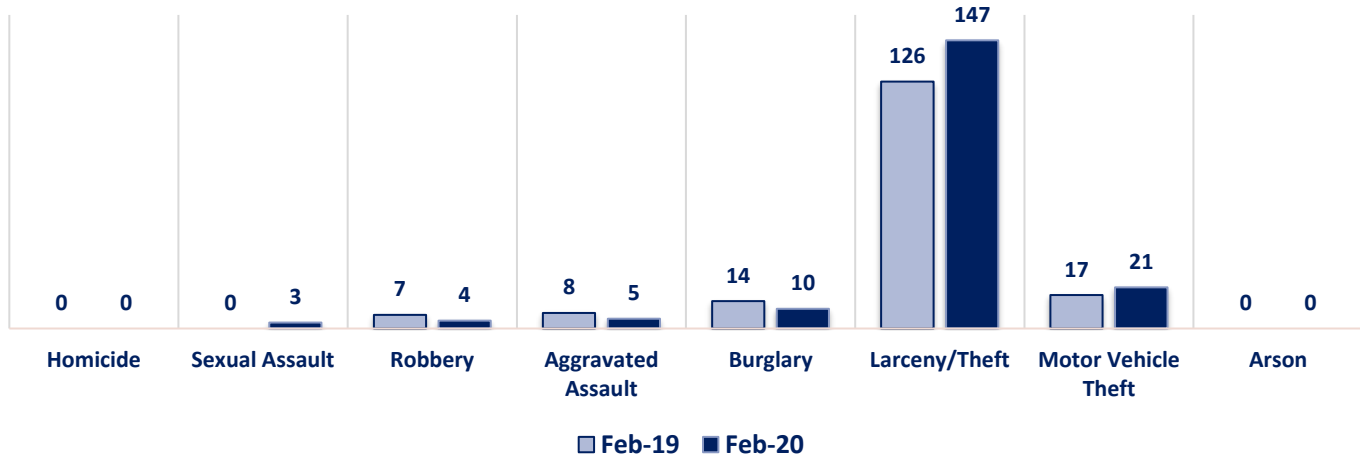
Offenses

	OFFENSE	FEB 19	FEB 20	OFFENSE	FEB 19	FEB 20
PART I OFFENSES	Homicide	0	0	Other Assaults	42	43
	Sexual Assault	0	3	Forgery/Counterfeit	6	8
	Robbery	7	4	Fraud	36	23
	Aggravated Assault	8	5	Embezzlement	0	0
	Burglary	14	10	Stolen Property	8	8
	Larceny/Theft	126	147	Vandalism	32	31
	Motor Vehicle Theft	17	21	Weapons	2	4
	Arson	0	0	Prostitution	5	5
PART II OFFENSES	PART I TOTALS	172	190	Sex Offenses	2	3
	Ambulance Calls	24	28	Drug Abuse	74	66
	Deaths	4	3	Gambling	1	0
	Missing Persons	3	1	Family Offenses	24	31
	Suicides	0	2	DUI	10	9
	Suspicious Activity	17	18	Liquor Laws	1	1
	Traffic Accidents	62	65	Drunkenness	8	10
	All Other	195	192	Disorderly Conduct	1	7
TOTALS	NON-UCR TOTALS	305	309	All Other Offenses	163	179
	PART I OFFENSES	172	190	Curfew/Loitering	0	0
	PART II OFFENSES	416	431	Runaway	1	3
	NON-UCR OFFENSES	305	309	PART II TOTALS	416	431
	TOTAL	893	930			

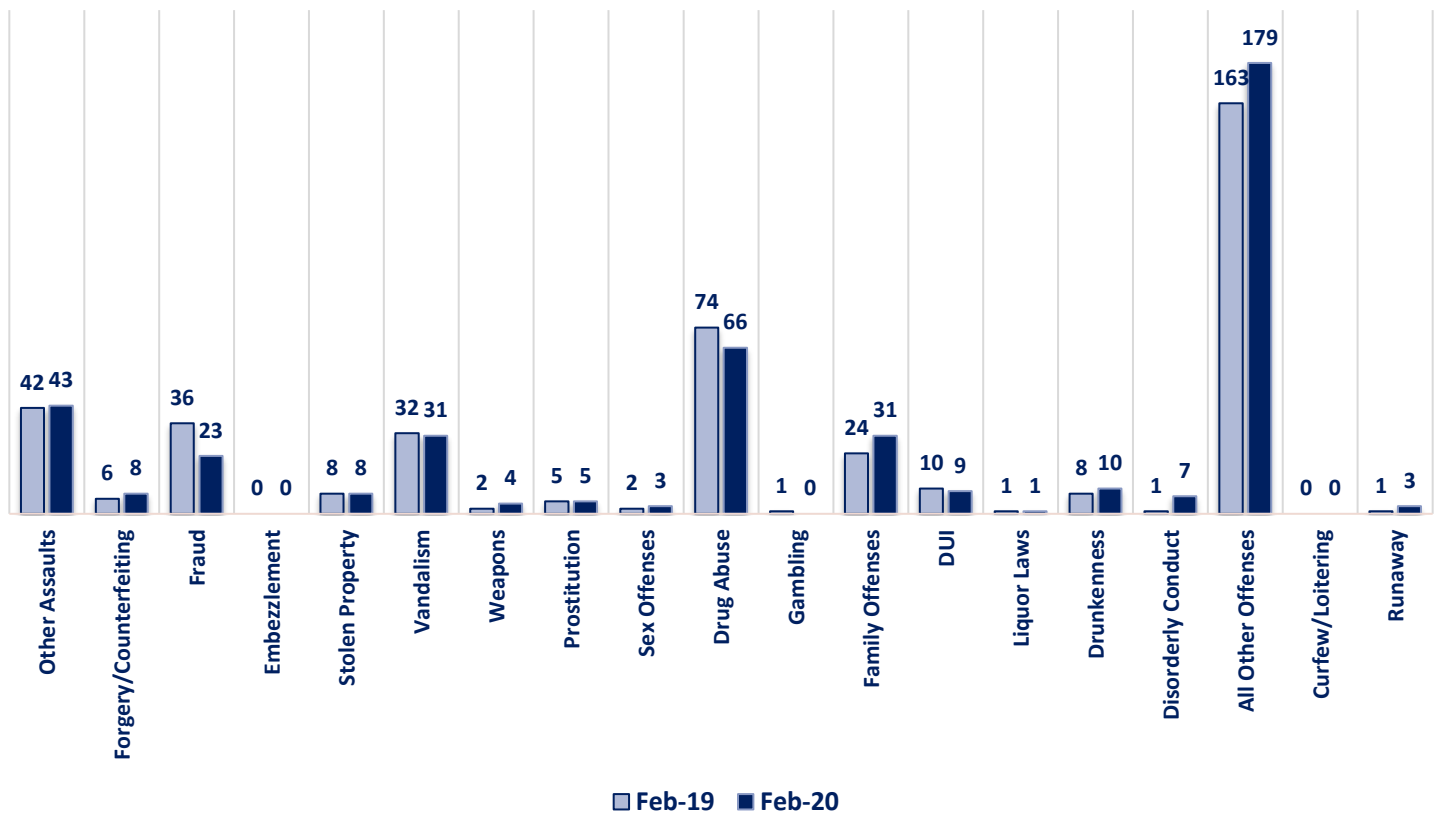
FEBRUARY 2020- PART I & II OFFENSE PERCENTAGES



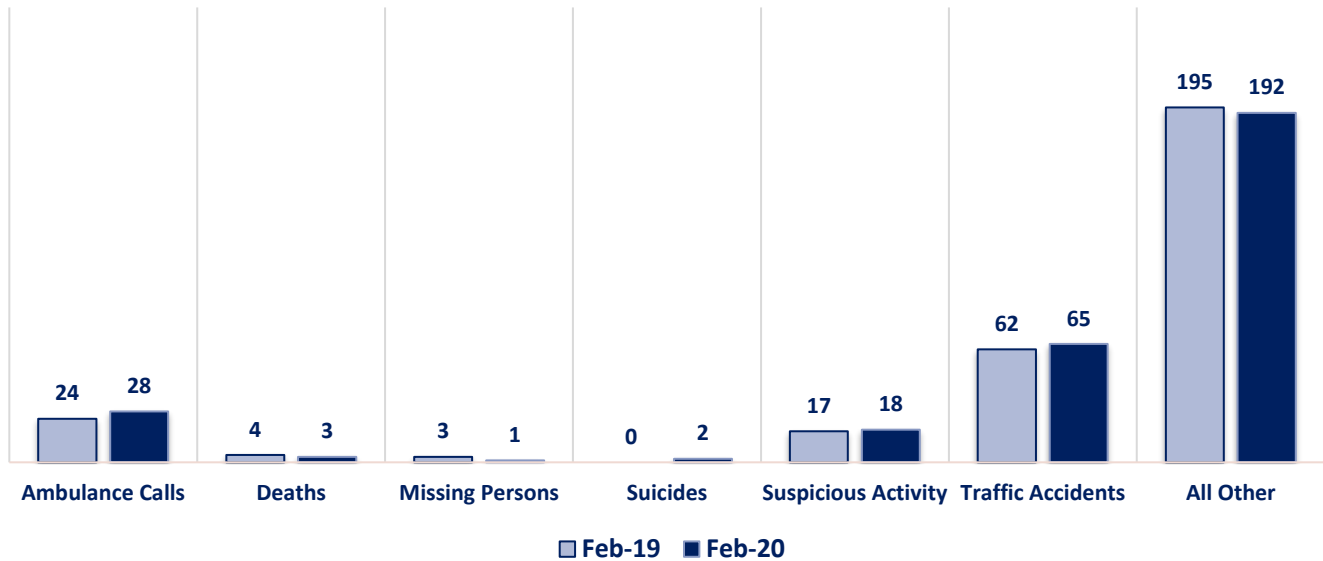
Part I Offenses



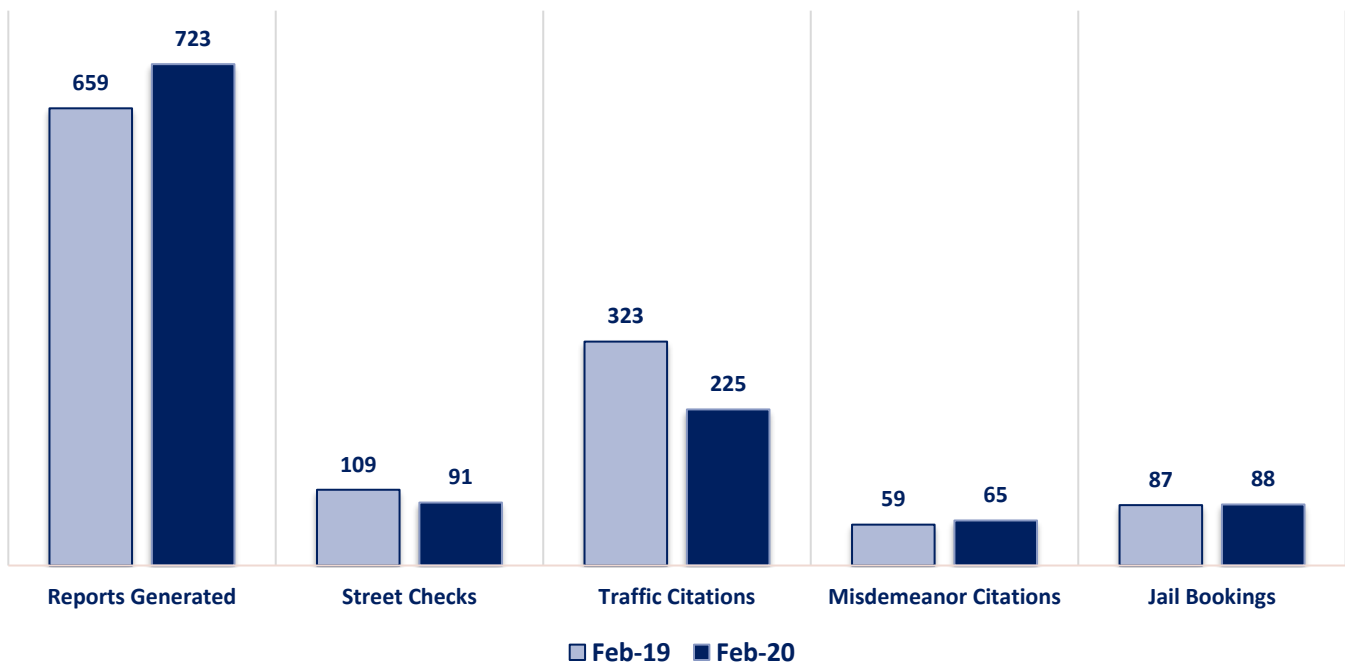
Part II Offenses



Non-UCR Offenses

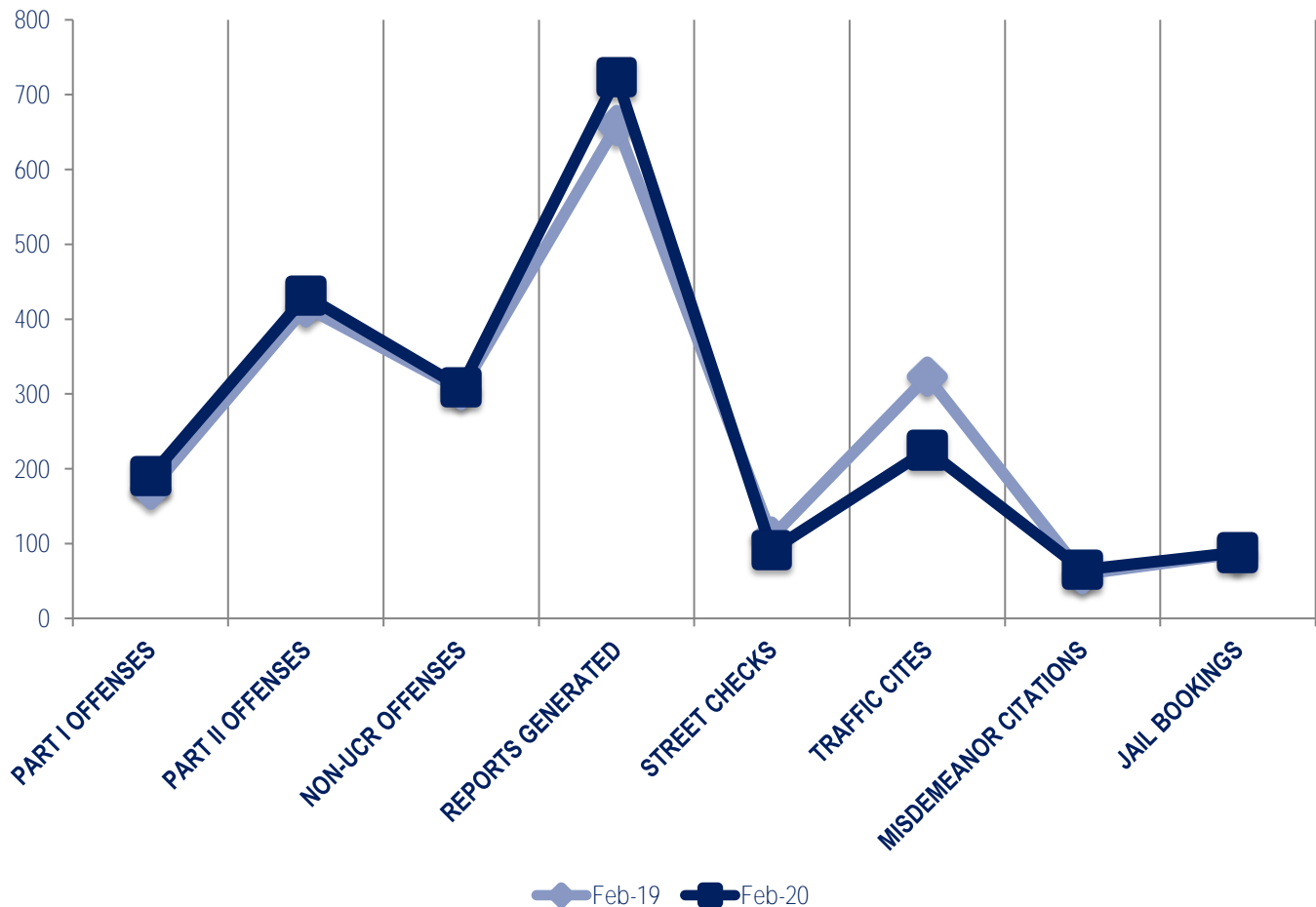


Other Event Totals



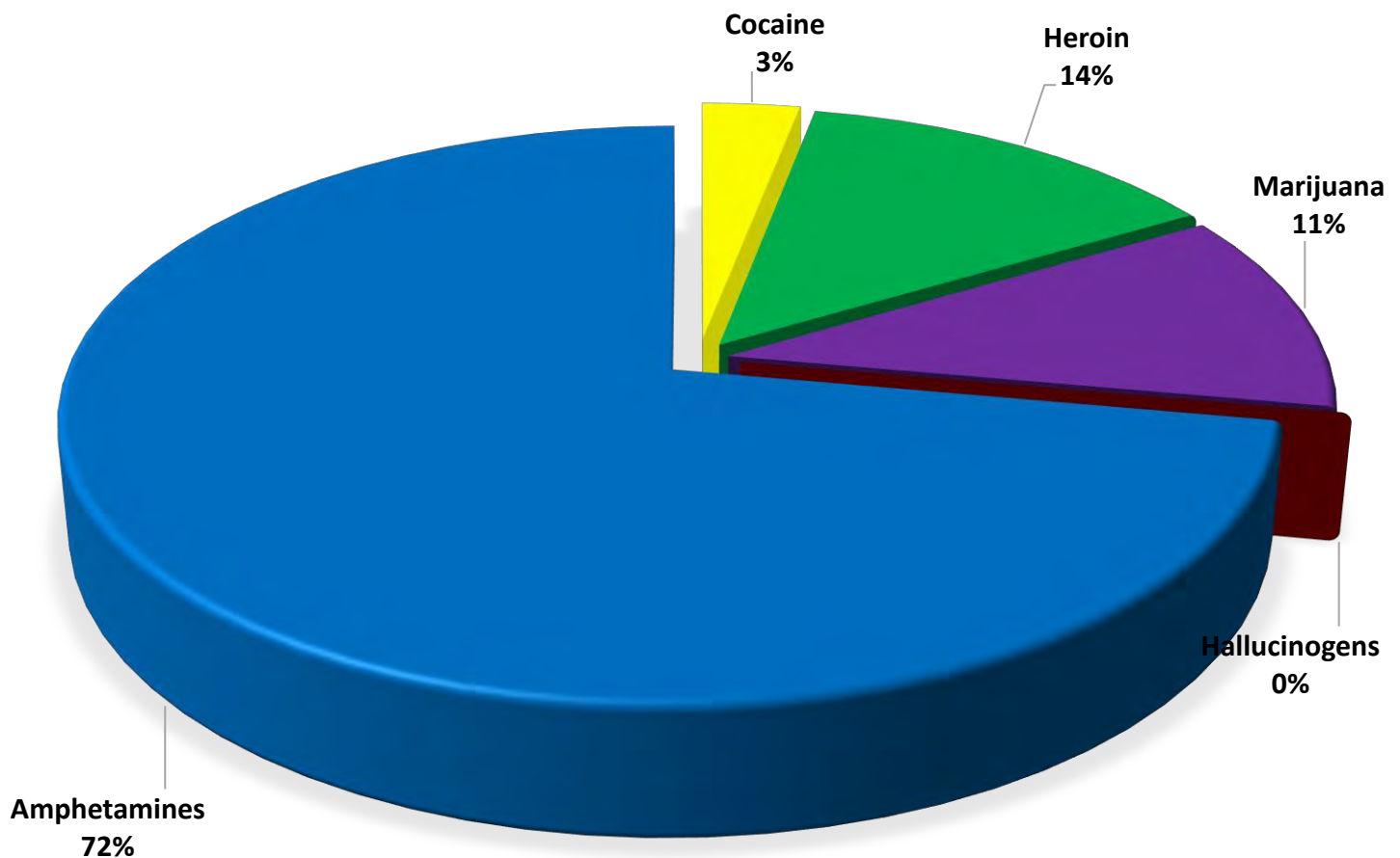
Combined Offense/Event Trends

	FEB 2019	FEB 2020
Part I Offenses	172	190
Part II Offenses	416	431
NonUCR Offenses	305	309
Reports Generated	659	723
Street Checks	109	91
Traffic Citations	323	225
Misdemeanor Citations	59	65
Jail Bookings	87	88

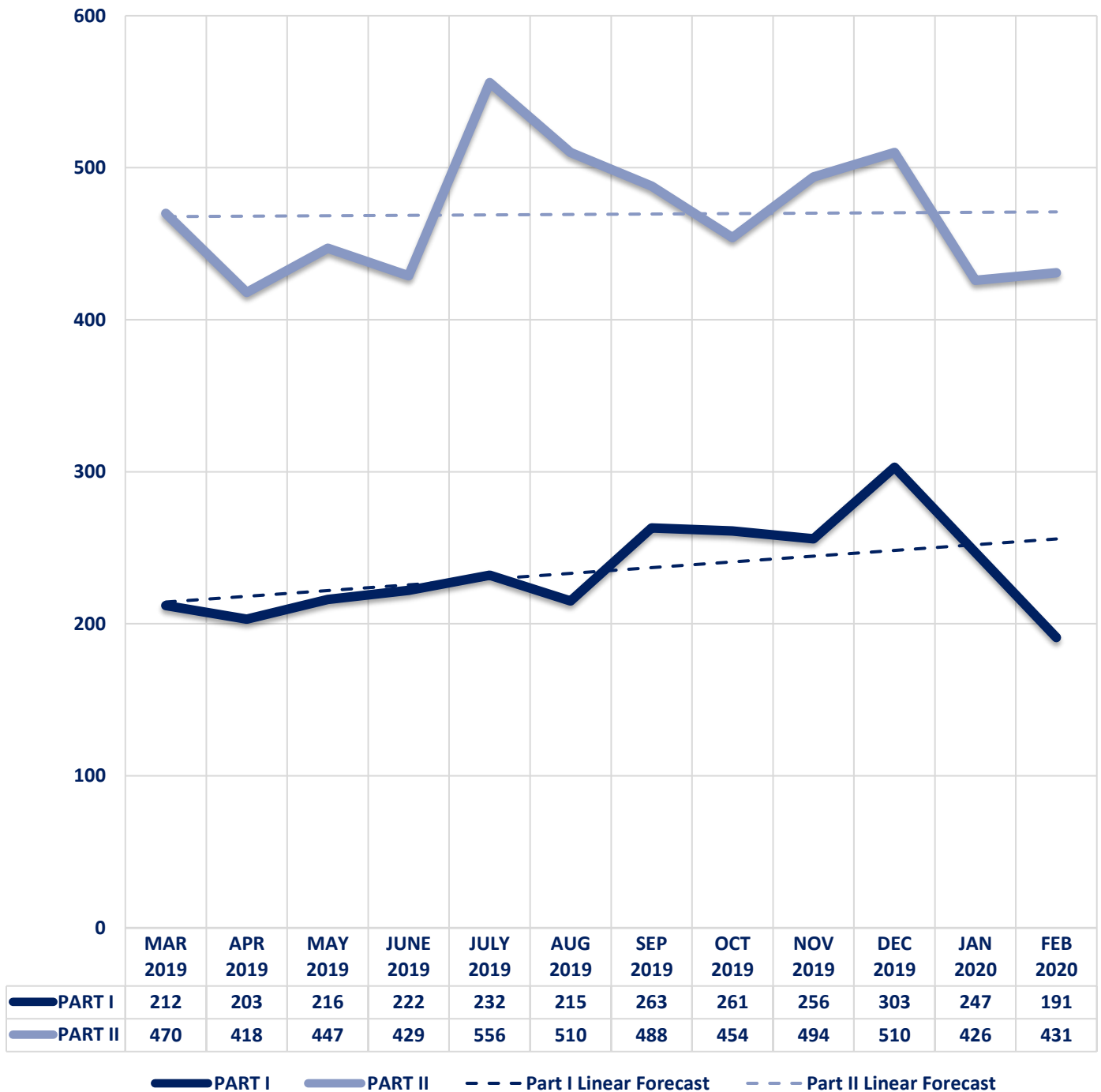


Seized Drugs

TYPE	DOSES	STREET VALUE
Cocaine	35.0	\$ 350.00
Heroin	154.0	\$ 1,540.00
Marijuana	130.4	\$ 782.14
Hallucinogens	0.0	\$ -
Amphetamines	828.0	\$ 8,280.00
TOTAL	1147.4	\$ 10,952.14



Part I & II Offenses - One Year





CITY COUNCIL DISTRICT #5 MONTHLY OFFENSE SUMMARY

March 2020

These figures represent preliminary counts of original Police Incident Reports and include all offenses within the above listed City Council District only. Full statistical analysis to determine the confidence level of this data has not been performed. The results contained herein are **approximate in relation to the listed area and may not fully coincide with data shown in other areas of SLCPD's Crime Statistics** page such as Calls for Service, Crimes Trending, and Crime Reports due to and reflective of departmental procedures that were in place at the time the event occurred and the date this data was compiled. Results displayed are not distinguished as attempted or completed crimes, do not include other calls for police service, and only represent police service where a report was made. Police Incident Reports are classified by primary offense categories as defined by the Uniform Crime Reporting (UCR) system, however for this report all offenses are included, and each incident may have more than one offense listed on it. In cases where there is more than one offense listed, all offenses are counted individually. Although every reasonable verification effort is made, the accuracy of any data is subject to the constraints of the report generation process as well as the manner, format, and point in time of any query.

PART I OFFENSES:	Chosen by the FBI as Part I Offenses because they are serious crimes that occur with regularity in all areas of the country and are likely to be reported to Police.
PART II OFFENSES:	All other crimes other than the eight Part I Offenses. The Uniform Crime Reporting Program gathers only arrest data for Part II Offenses, however, SLCPD results displayed in this document display all Part II Offenses, regardless of the presence of arrest data.
ALL OTHER OFFENSES:	Under the Part II Offense section, 'All Other Offenses' include Peeping Tom, Trespass, Kidnap/Abduction, Pornography, Extortion/Blackmail, Bribery, Warrants, Sexual Offenses, Obstruction, Public Peace, and Hit & Run.
NON-UCR OFFENSES:	Non-UCR Offenses include reports for all other offenses not classified as a Part I or Part II Offense. Results displayed separate some of these offenses such as Ambulance Calls, Deaths, Missing Persons, Suicides, Suspicious Activity, and Traffic Accidents.
ALL OTHER NON-UCR:	Under the Non-UCR category, 'All Other' include the remainder of offenses not classified as Part I or Part II and not separated from the Non-UCR Offenses. These include things such as Loud Parties, Barking Dogs, Mentally Ill Subjects, Citizen Assistance, etc.
LOW NUMBER OFFENSES:	On page two, in the interest of space and allowing for easier viewing, the category titled 'Low Number Offenses' include Part I and Part II Offenses from page one that have totals under the amount of 14.

Offenses

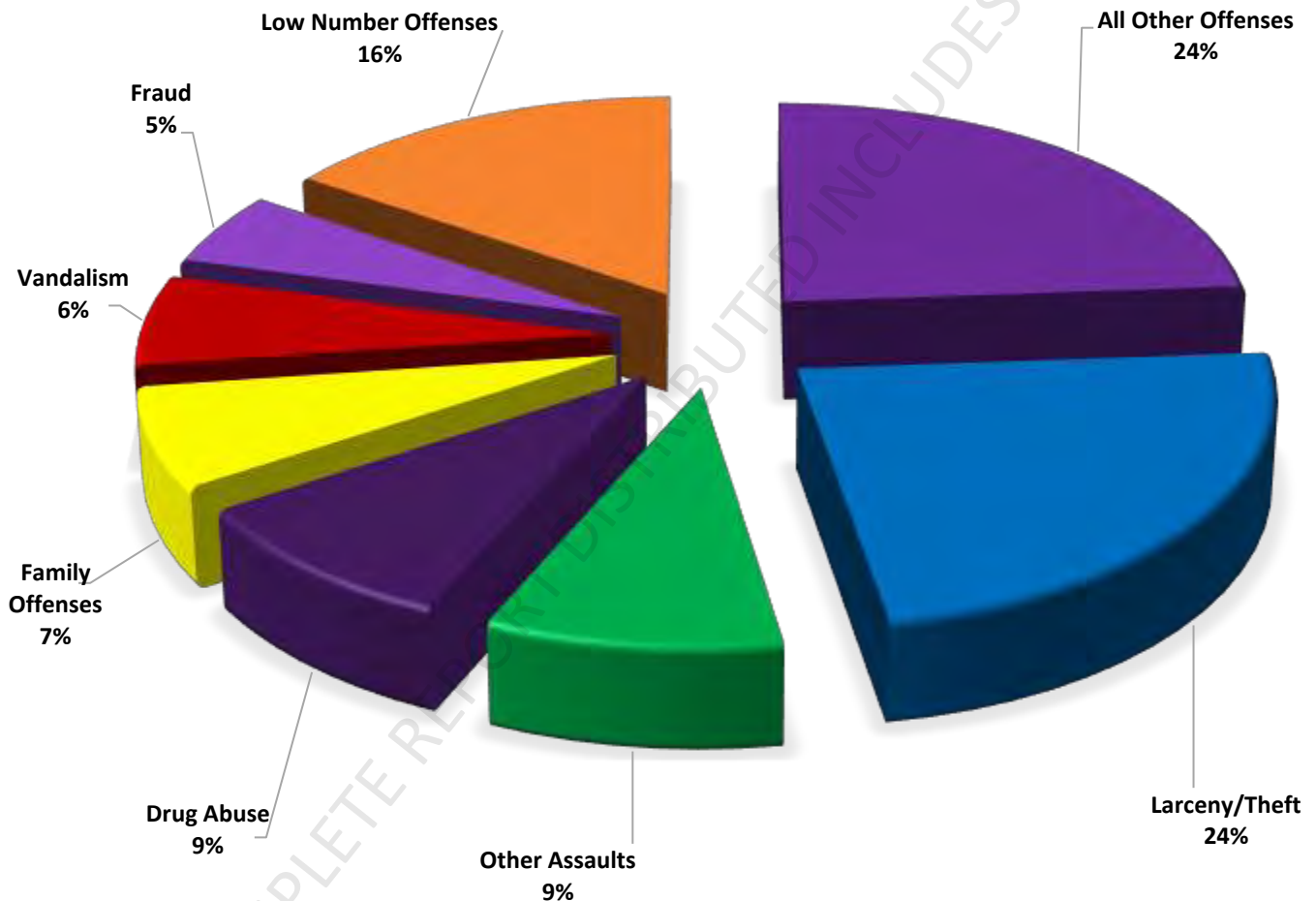
PART I OFFENSES
VIOLENT
PROPERTY

OFFENSE	MAR 19	MAR 20
Homicide	0	0
Sexual Assault	0	4
Robbery	5	4
Aggravated Assault	11	13
Burglary	18	14
Larceny/Theft	165	157
Motor Vehicle Theft	18	14
Arson	0	1
PART I TOTALS	217	207
Ambulance Calls	28	38
Deaths	7	3
Missing Persons	7	6
Suicides	0	1
Suspicious Activity	15	36
Traffic Accidents	78	47
All Other	208	196
NON-UCR TOTALS	343	327
PART I OFFENSES	217	207
PART II OFFENSES	491	459
NON-UCR OFFENSES	343	327
TOTAL	1051	993

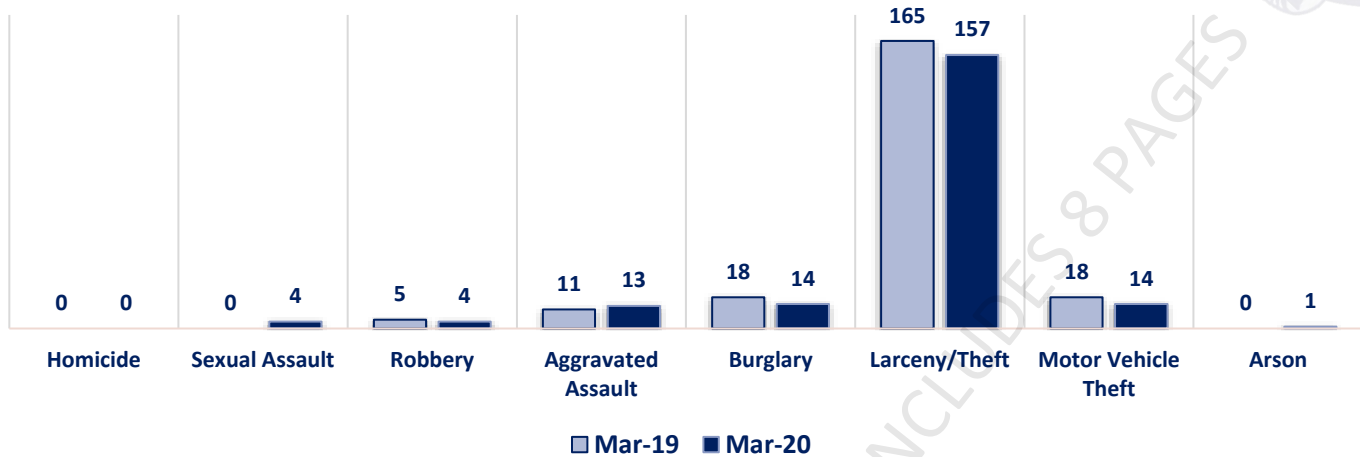
PART II OFFENSES

OFFENSE	MAR 19	MAR 20
Other Assaults	41	61
Forgery/Counterfeit	2	4
Fraud	43	35
Embezzlement	0	1
Stolen Property	0	3
Vandalism	38	43
Weapons	9	5
Prostitution	14	2
Sex Offenses	2	1
Drug Abuse	87	61
Gambling	0	0
Family Offenses	33	47
DUI	26	10
Liquor Laws	0	1
Drunkenness	8	11
Disorderly Conduct	12	9
All Other Offenses	172	159
Curfew/Loitering	0	0
Runaway	4	6
PART II TOTALS	491	459

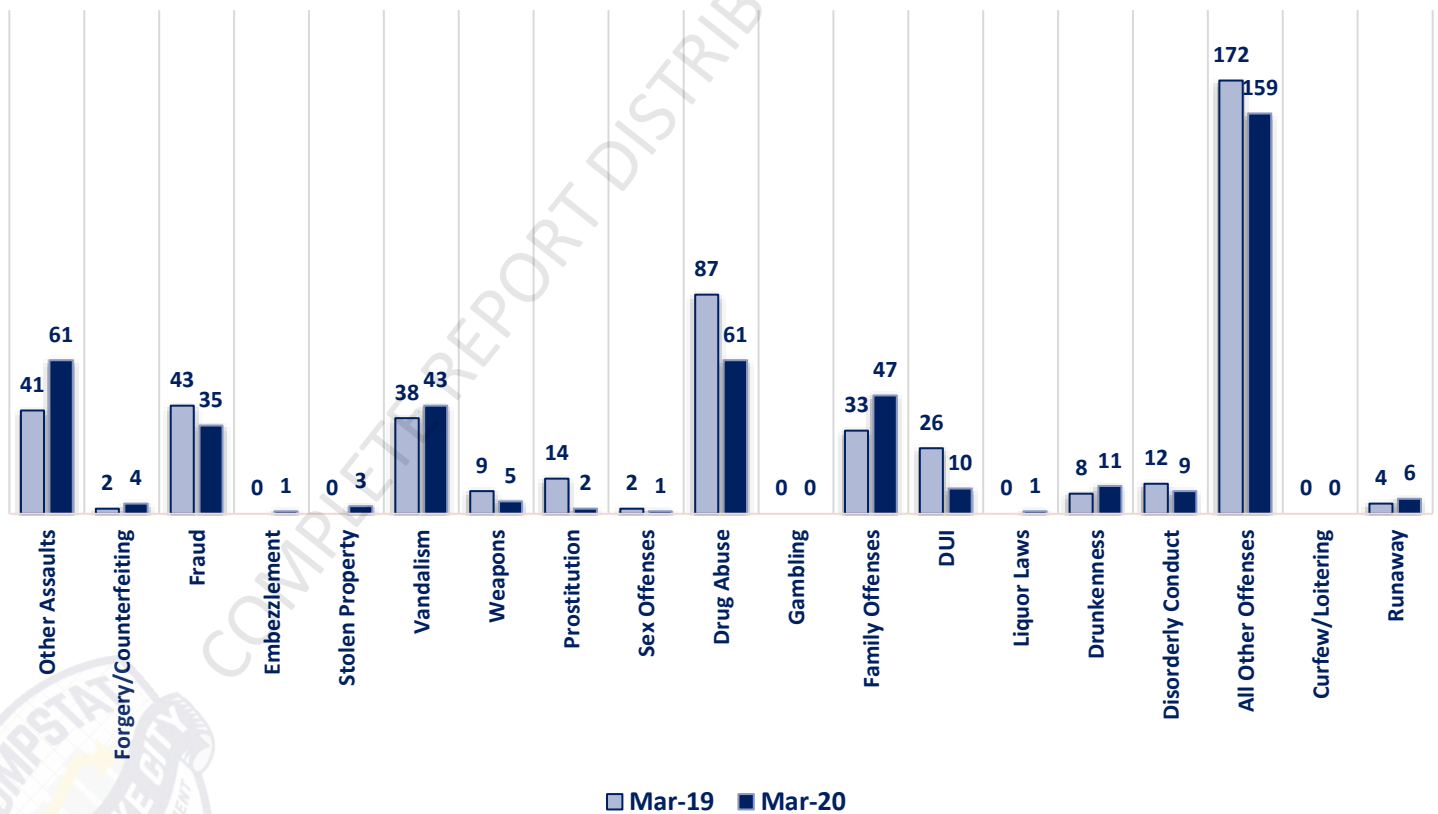
MARCH 2020- PART I & II OFFENSE PERCENTAGES



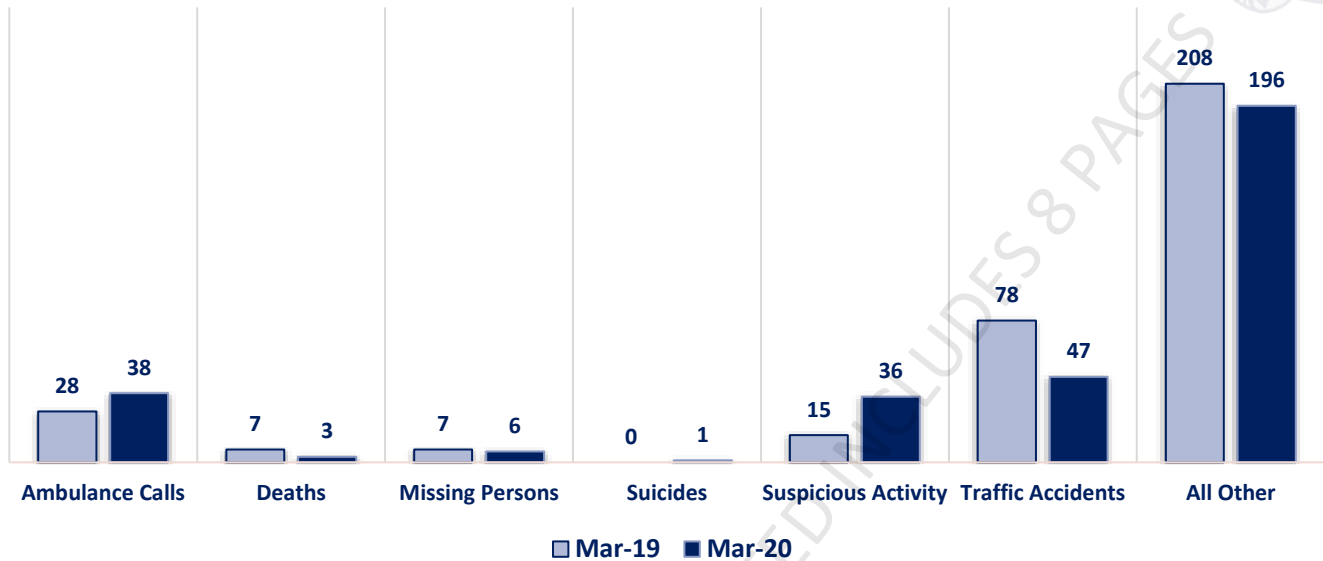
Part I Offenses



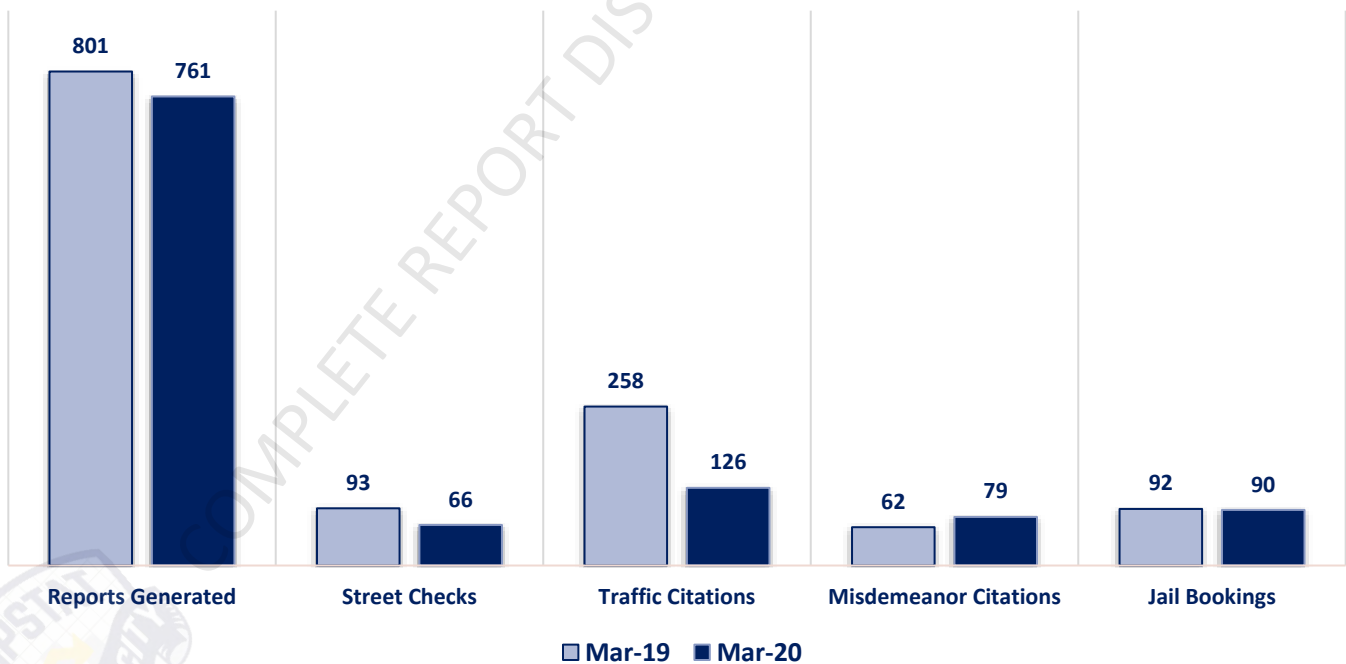
Part II Offenses



Non-UCR Offenses

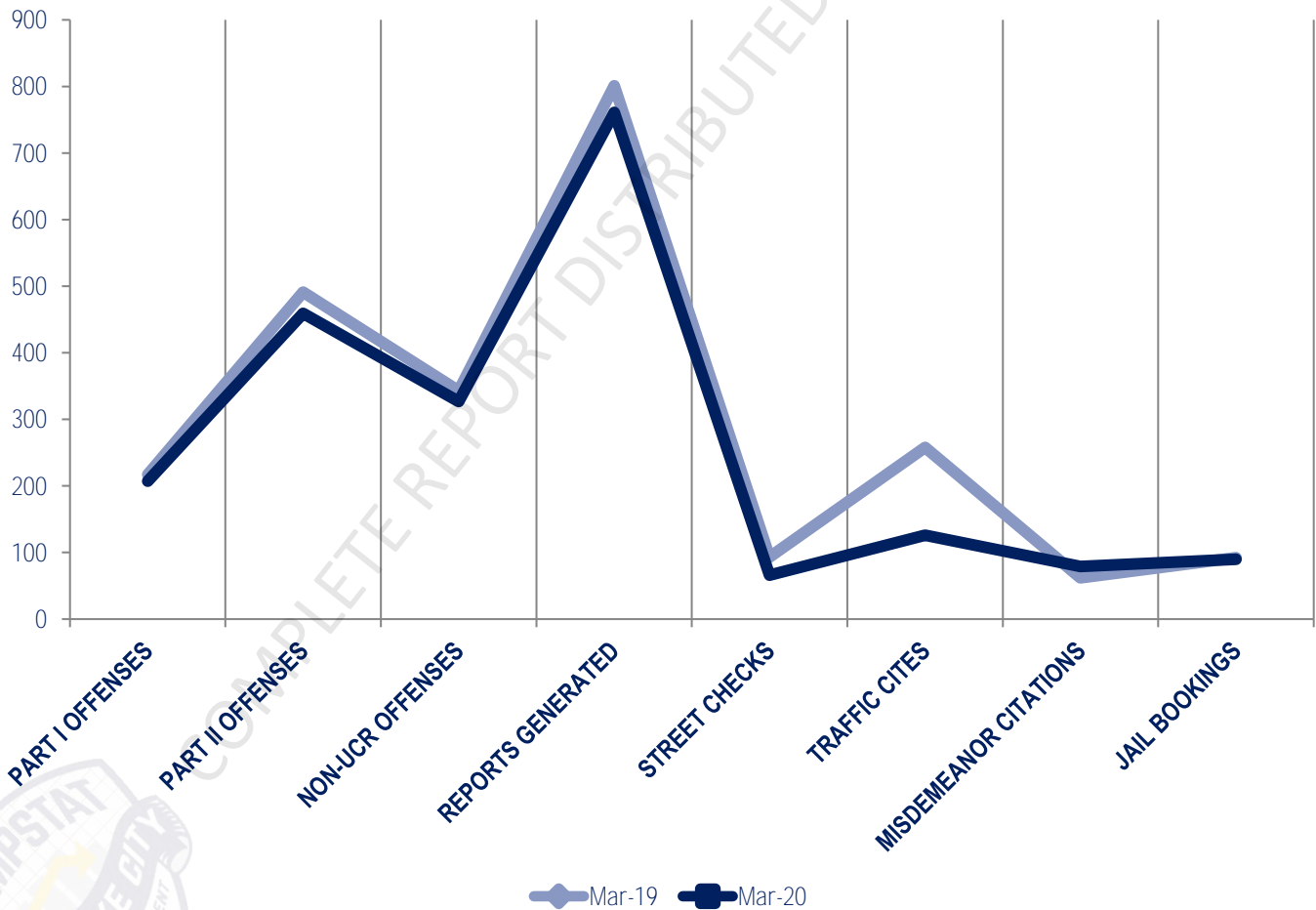


Other Event Totals



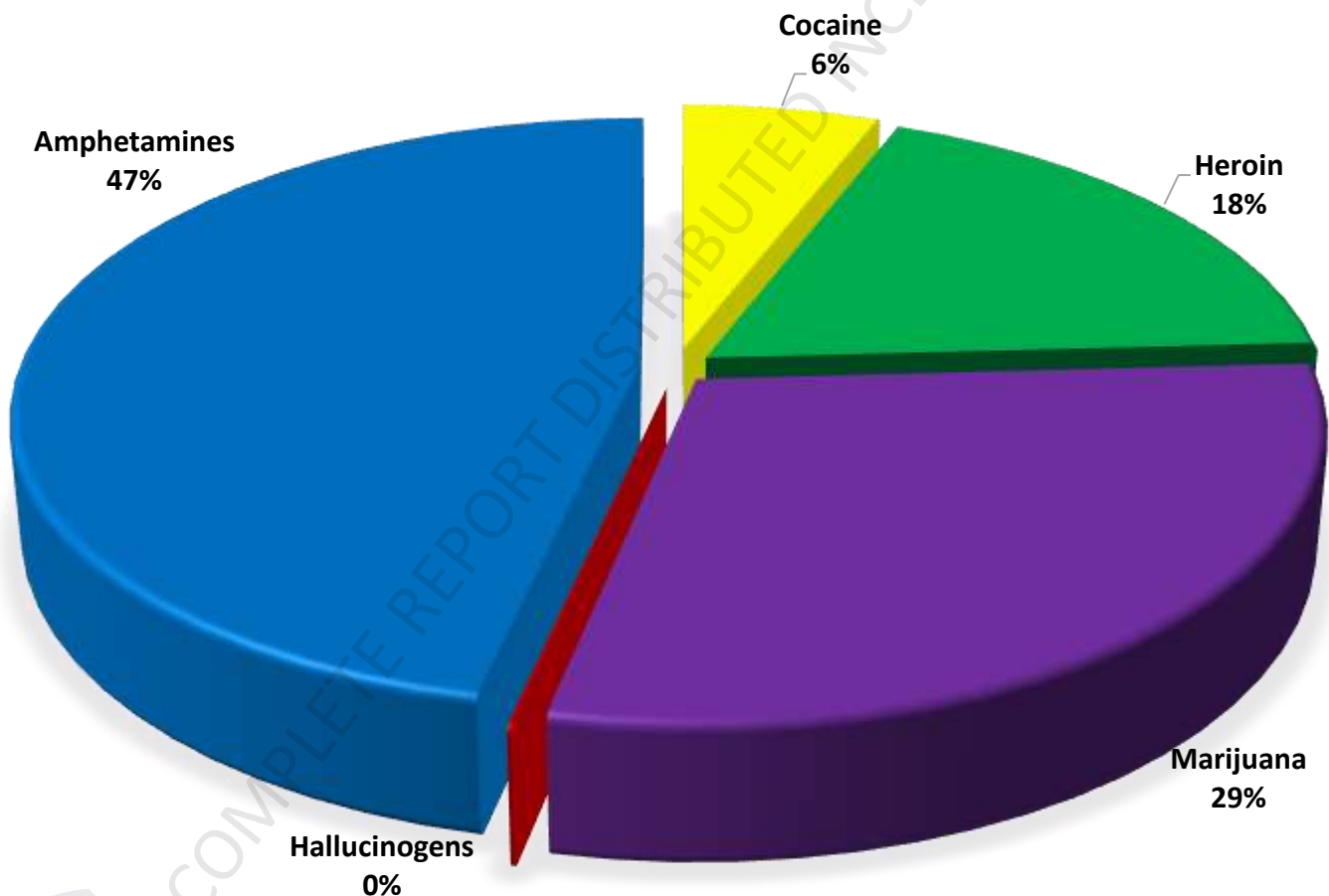
Combined Offense/Event Trends

	MAR 2019	MAR 2020
Part I Offenses	217	207
Part II Offenses	491	459
NonUCR Offenses	343	327
Reports Generated	801	761
Street Checks	93	66
Traffic Citations	258	126
Misdemeanor Citations	62	79
Jail Bookings	92	90

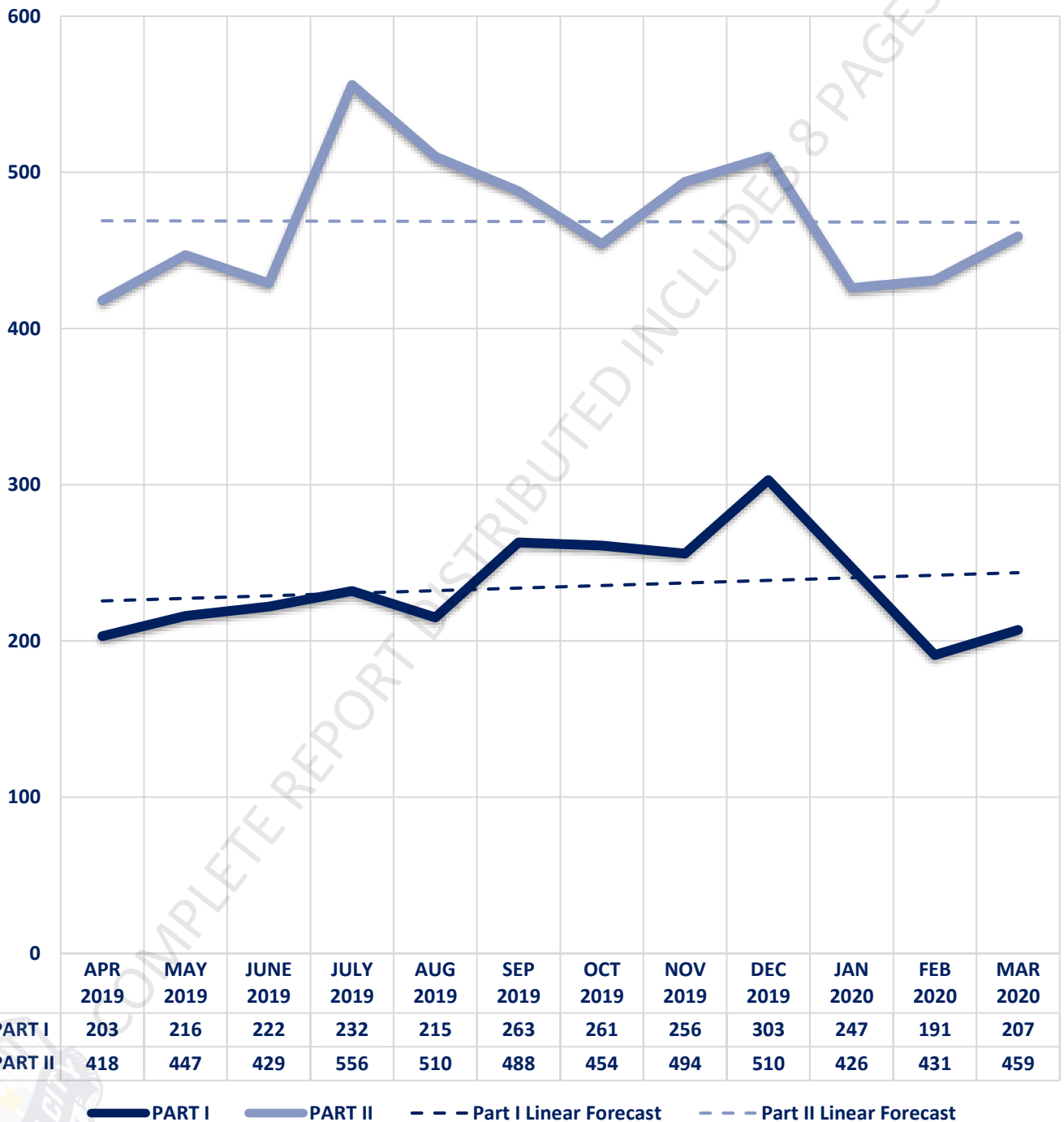


Seized Drugs

TYPE	DOSES	STREET VALUE
Cocaine	94.0	\$ 940.00
Heroin	288.1	\$ 2,881.00
Marijuana	462.3	\$ 2,773.59
Hallucinogens	1.4	\$ 2.71
Amphetamines	737.0	\$ 7,370.00
TOTAL	1582.7	\$ 13,967.30



Part I & II Offenses - One Year





CITY COUNCIL DISTRICT #5 MONTHLY OFFENSE SUMMARY

April 2020

These figures represent preliminary counts of original Police Incident Reports and include all offenses within the above listed City Council District only. Full statistical analysis to determine the confidence level of this data has not been performed. The results contained herein are **approximate in relation to the listed area and may not fully coincide with data shown in other areas of SLCPD's Crime Statistics** page such as Calls for Service, Crimes Trending, and Crime Reports due to and reflective of departmental procedures that were in place at the time the event occurred and the date this data was compiled. Results displayed are not distinguished as attempted or completed crimes, do not include other calls for police service, and only represent police service where a report was made. Police Incident Reports are classified by primary offense categories as defined by the Uniform Crime Reporting (UCR) system, however for this report all offenses are included, and each incident may have more than one offense listed on it. In cases where there is more than one offense listed, all offenses are counted individually. Although every reasonable verification effort is made, the accuracy of any data is subject to the constraints of the report generation process as well as the manner, format, and point in time of any query.

PART I OFFENSES:	Chosen by the FBI as Part I Offenses because they are serious crimes that occur with regularity in all areas of the country and are likely to be reported to Police.
PART II OFFENSES:	All other crimes other than the eight Part I Offenses. The Uniform Crime Reporting Program gathers only arrest data for Part II Offenses, however, SLCPD results displayed in this document display all Part II Offenses, regardless of the presence of arrest data.
ALL OTHER OFFENSES:	Under the Part II Offense section, 'All Other Offenses' include Peeping Tom, Trespass, Kidnap/Abduction, Pornography, Extortion/Blackmail, Bribery, Warrants, Sexual Offenses, Obstruction, Public Peace, and Hit & Run.
NON-UCR OFFENSES:	Non-UCR Offenses include reports for all other offenses not classified as a Part I or Part II Offense. Results displayed separate some of these offenses such as Ambulance Calls, Deaths, Missing Persons, Suicides, Suspicious Activity, and Traffic Accidents.
ALL OTHER NON-UCR:	Under the Non-UCR category, 'All Other' include the remainder of offenses not classified as Part I or Part II and not separated from the Non-UCR Offenses. These include things such as Loud Parties, Barking Dogs, Mentally Ill Subjects, Citizen Assistance, etc.
LOW NUMBER OFFENSES:	On page two, in the interest of space and allowing for easier viewing, the category titled 'Low Number Offenses' include Part I and Part II Offenses from page one that have totals under the amount of 17.

Offenses

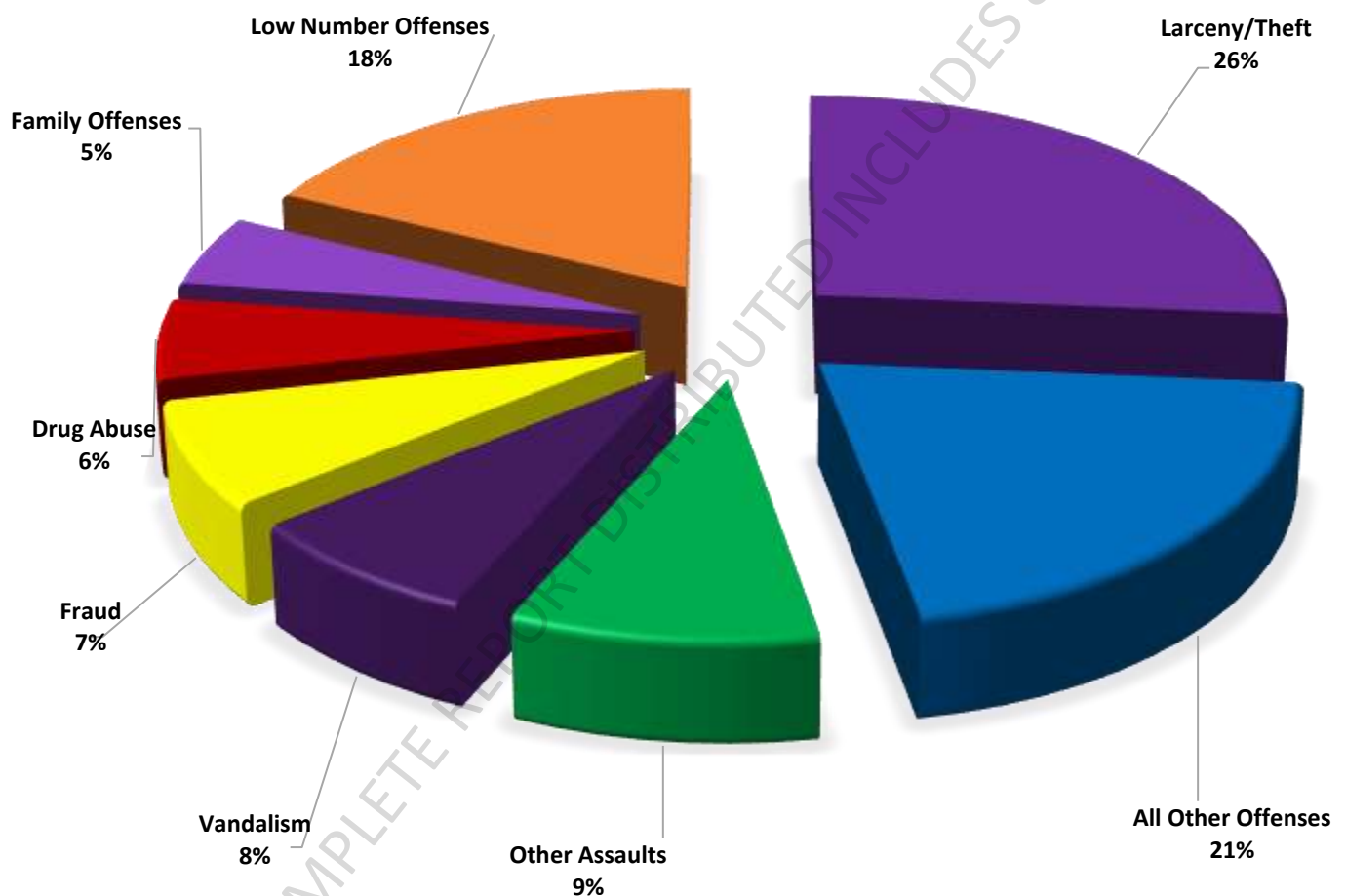
PART I OFFENSES
VIOLENT
PROPERTY

OFFENSE	APR 19	APR 20
Homicide	0	1
Sexual Assault	4	2
Robbery	8	9
Aggravated Assault	9	15
Burglary	13	13
Larceny/Theft	166	153
Motor Vehicle Theft	14	17
Arson	1	0
PART I TOTALS	215	210
Ambulance Calls	23	51
Deaths	6	4
Missing Persons	10	7
Suicides	1	2
Suspicious Activity	13	24
Traffic Accidents	80	15
All Other	186	196
NON-UCR TOTALS	319	299
PART I OFFENSES	215	210
PART II OFFENSES	447	371
NON-UCR OFFENSES	319	299
TOTAL	981	880

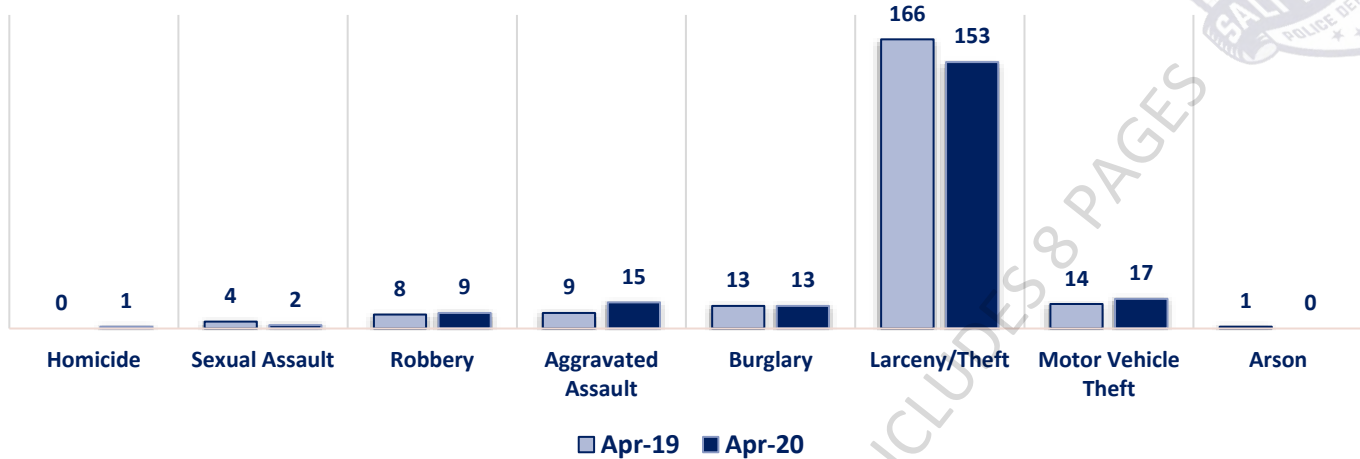
PART II OFFENSES

OFFENSE	APR 19	APR 20
Other Assaults	57	55
Forgery/Counterfeit	4	6
Fraud	33	43
Embezzlement	1	0
Stolen Property	5	5
Vandalism	36	44
Weapons	8	2
Prostitution	9	1
Sex Offenses	1	2
Drug Abuse	72	33
Gambling	0	0
Family Offenses	26	29
DUI	8	6
Liquor Laws	1	1
Drunkenness	5	5
Disorderly Conduct	5	13
All Other Offenses	166	121
Curfew/Loitering	0	0
Runaway	10	5
PART II TOTALS	447	371

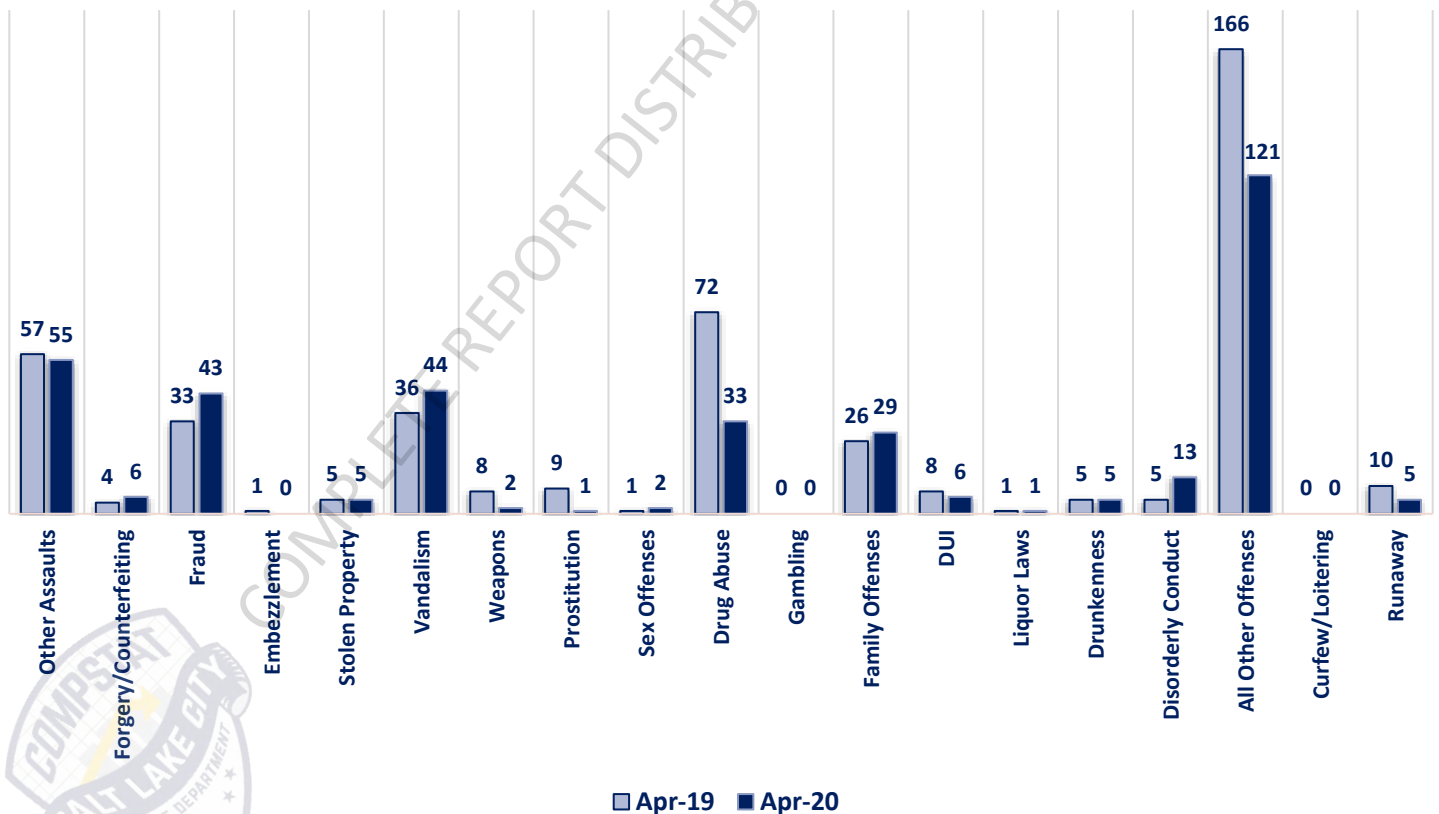
APRIL 2020- PART I & II OFFENSE PERCENTAGES



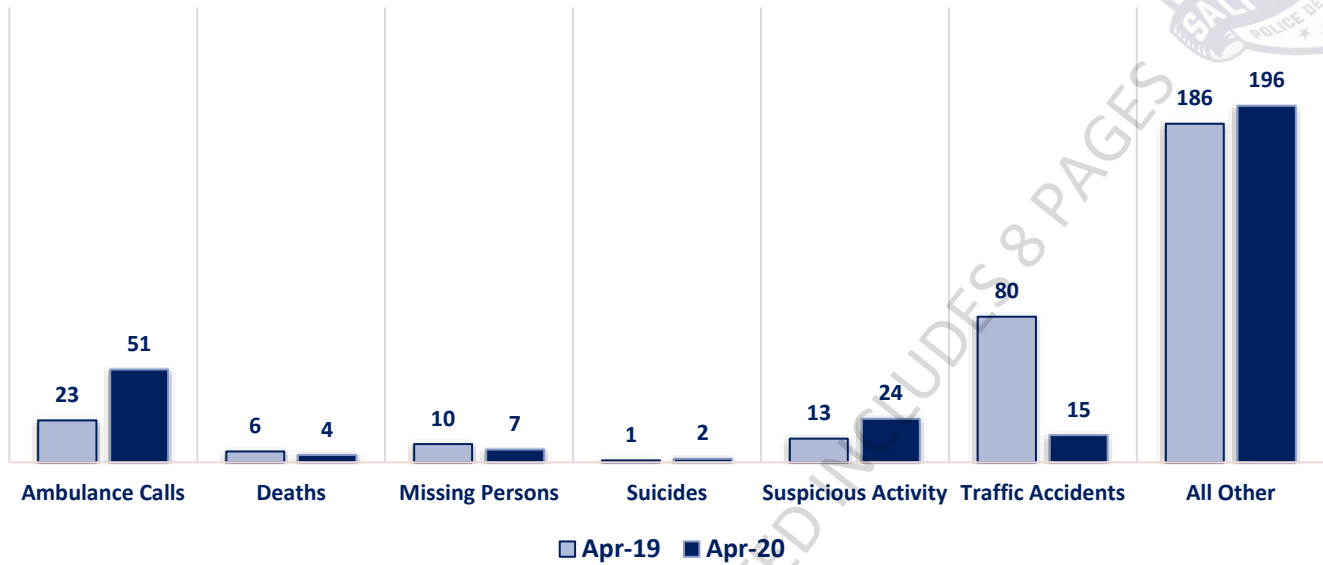
Part I Offenses



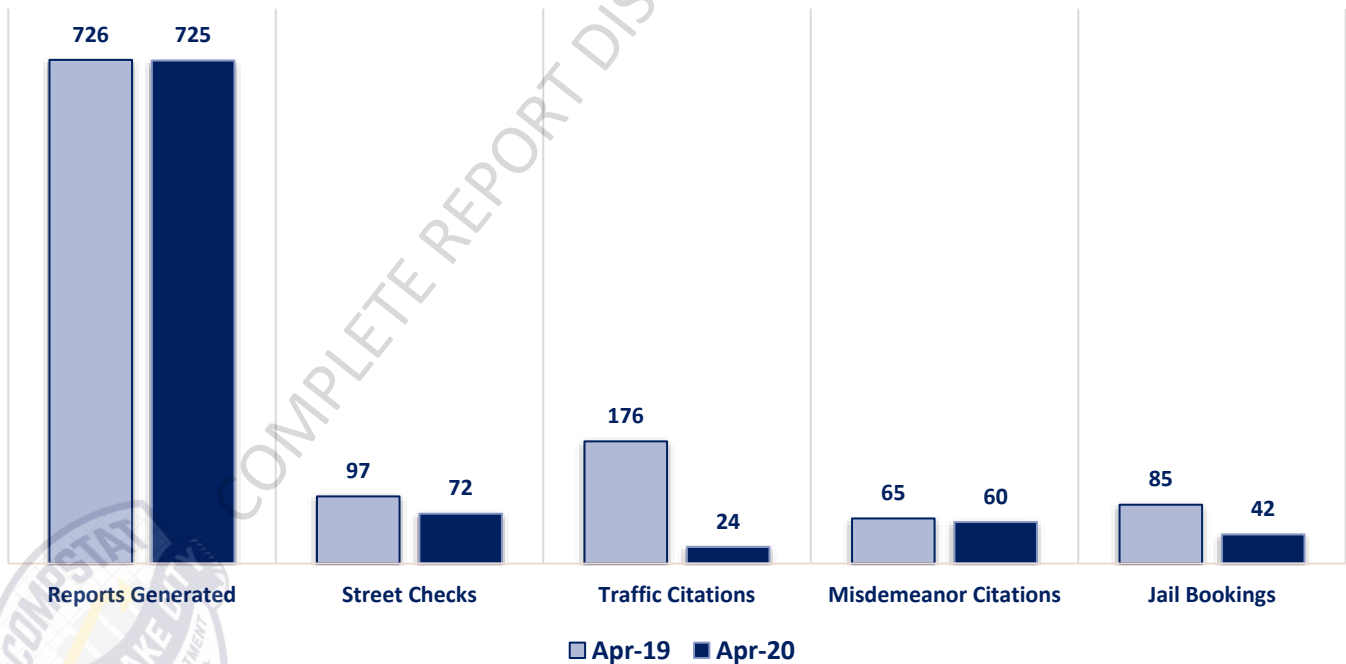
Part II Offenses



Non-UCR Offenses

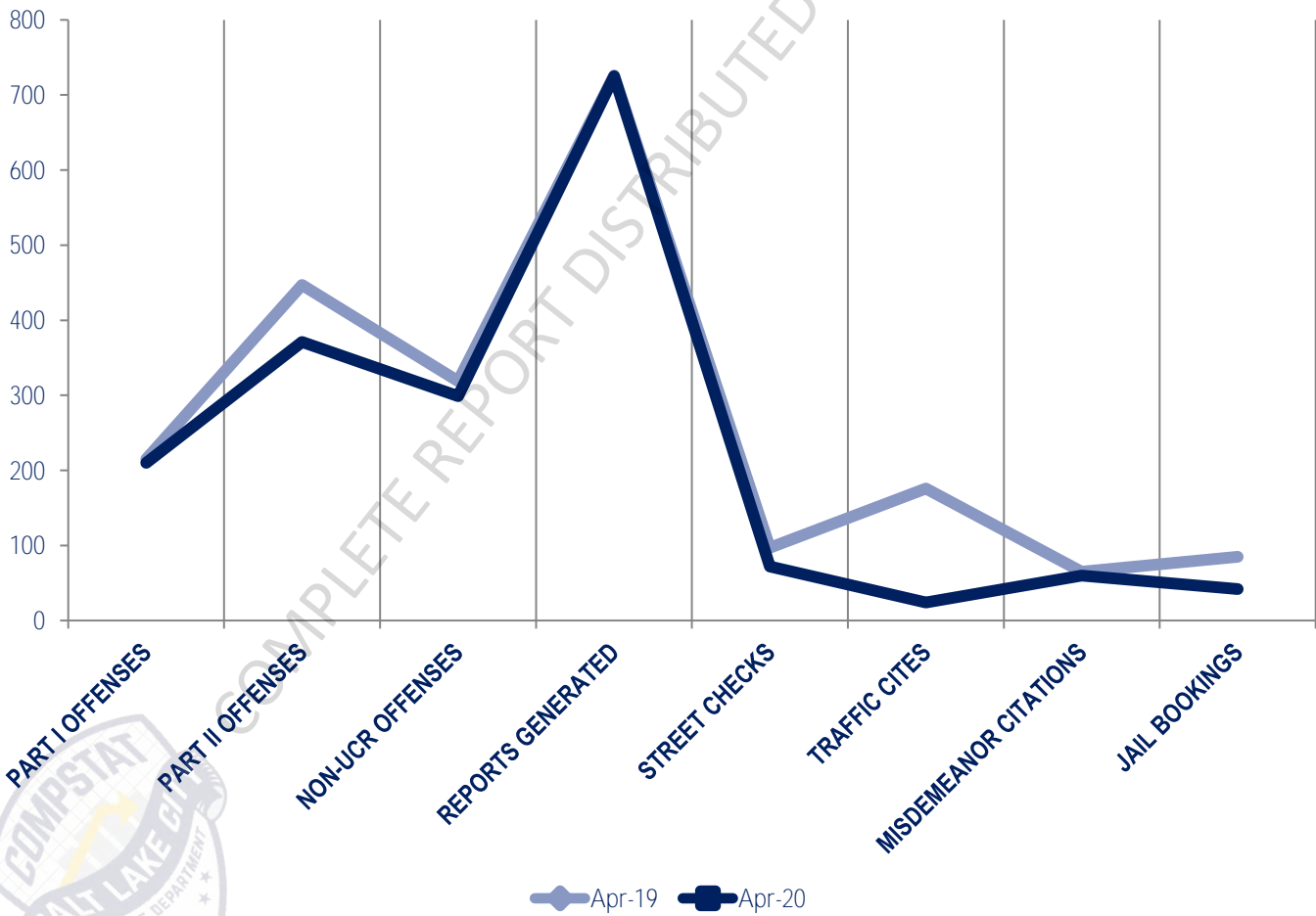


Other Event Totals



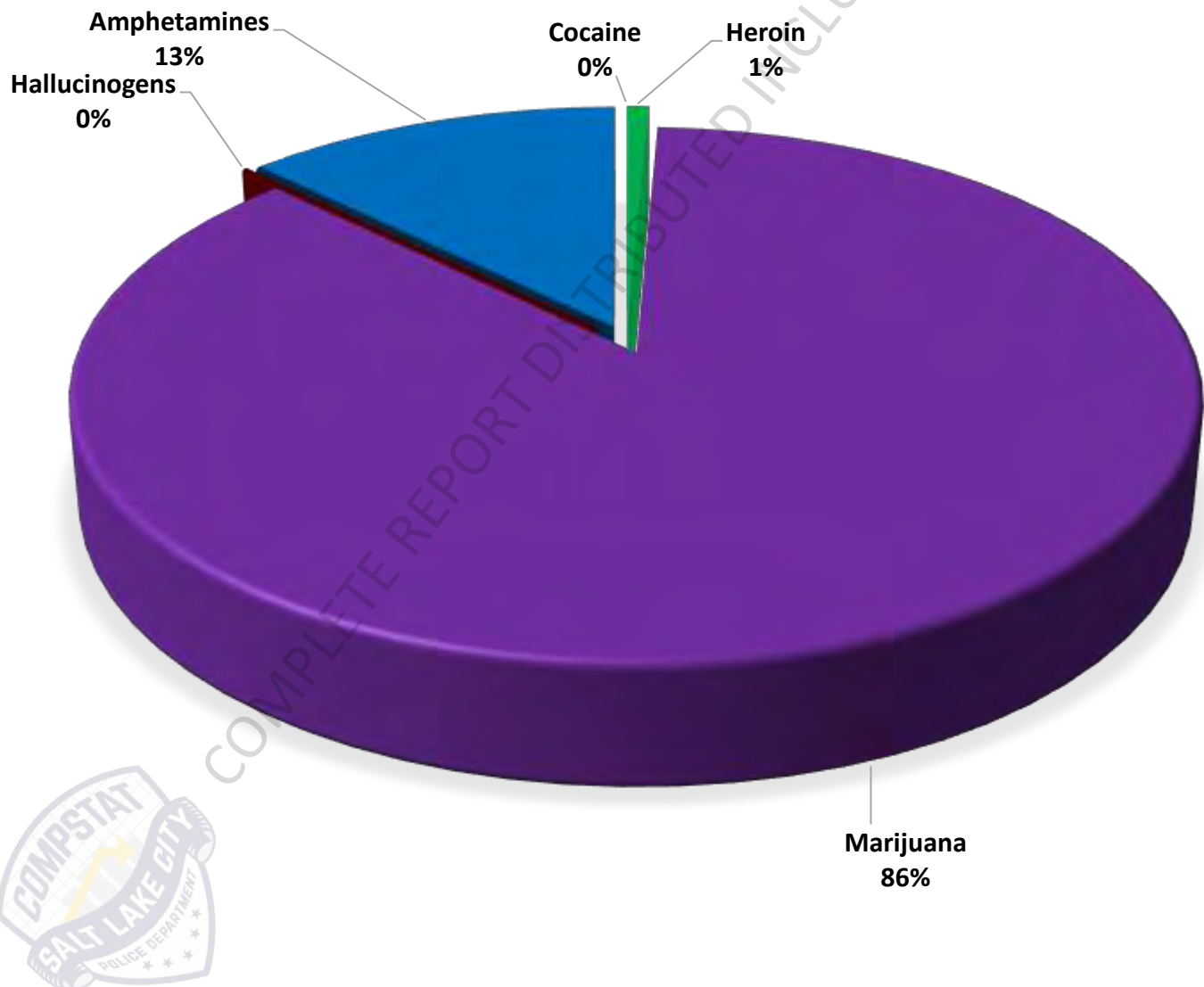
Combined Offense/Event Trends

	APR 2019	APR 2020
Part I Offenses	215	210
Part II Offenses	447	371
NonUCR Offenses	319	299
Reports Generated	726	725
Street Checks	97	72
Traffic Citations	176	24
Misdemeanor Citations	65	60
Jail Bookings	85	42

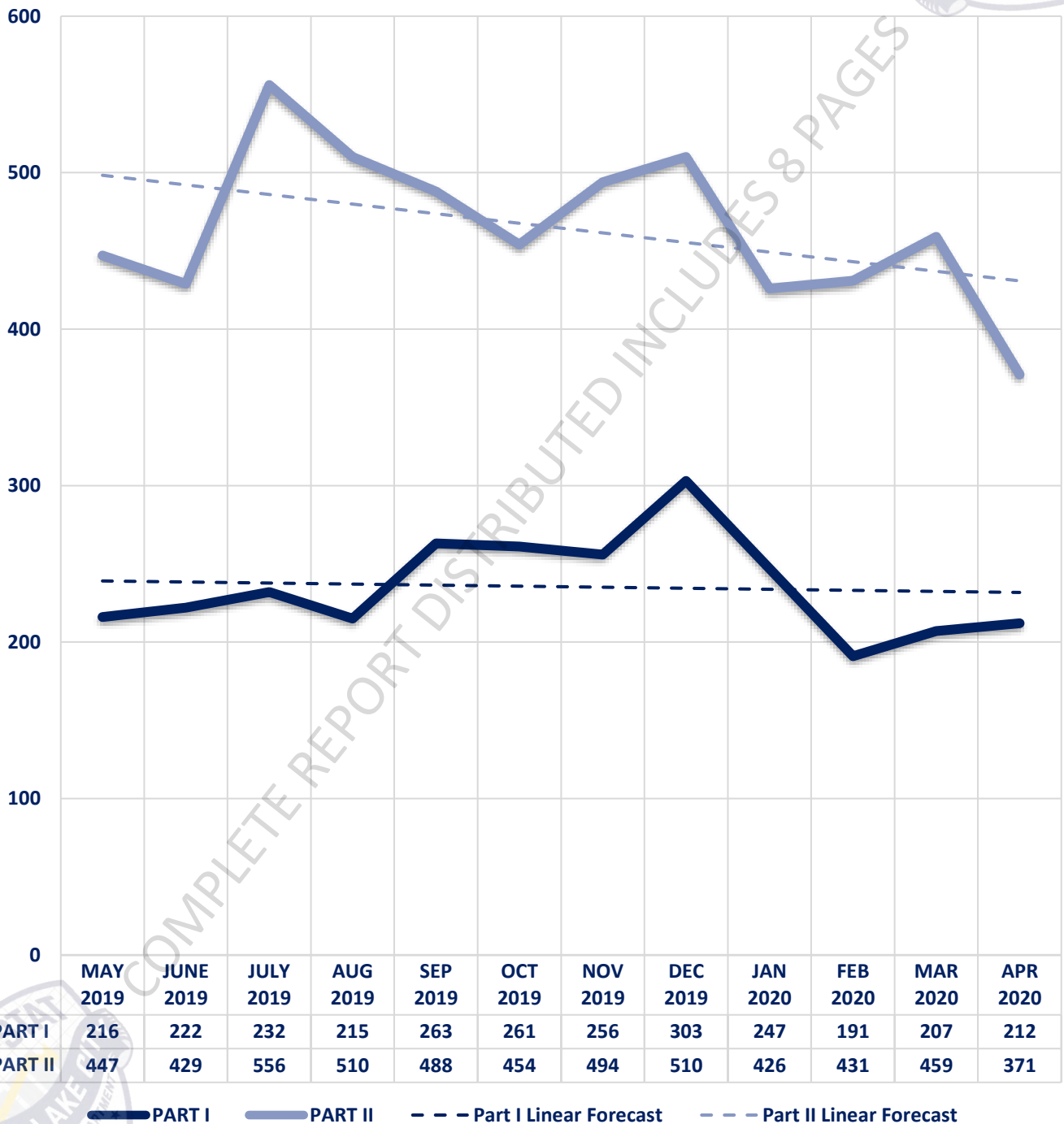


Seized Drugs

TYPE	DOSES	STREET VALUE
Cocaine	0.0	\$ -
Heroin	13.1	\$ 131.00
Marijuana	1537.9	\$ 9,227.68
Hallucinogens	0.0	\$ -
Amphetamines	225.1	\$ 2,251.10
TOTAL	1776.2	\$ 11,609.78



Part I & II Offenses - One Year





CITY COUNCIL DISTRICT #5 MONTHLY OFFENSE SUMMARY

May 2020

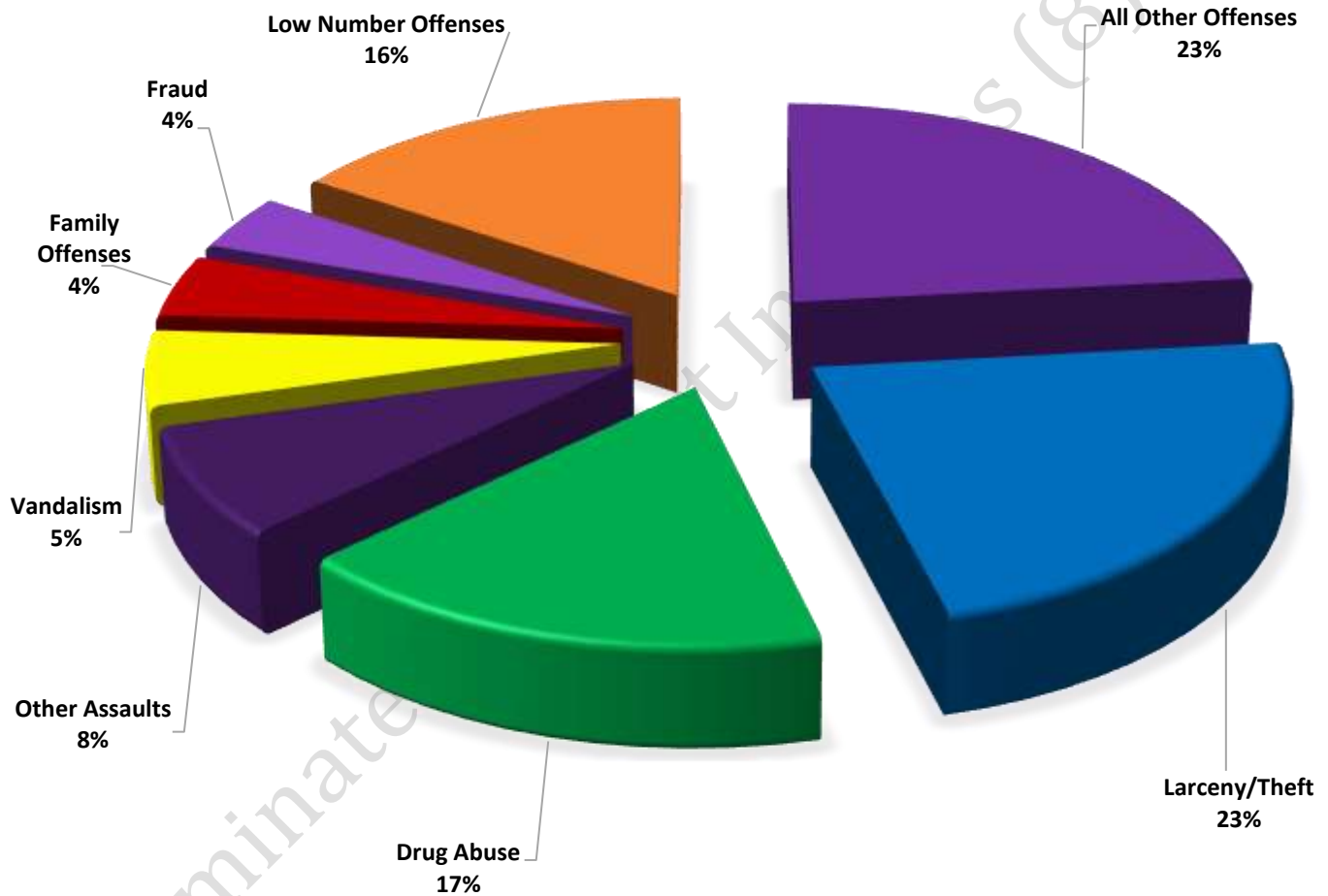
These figures represent preliminary counts of original Police Incident Reports and include all offenses within the above listed City Council District only. Full statistical analysis to determine the confidence level of this data has not been performed. The results contained herein are **approximate in relation to the listed area and may not fully coincide with data shown in other areas of SLCPD's Crime Statistics** page such as Calls for Service, Crimes Trending, and Crime Reports due to and reflective of departmental procedures that were in place at the time the event occurred and the date this data was compiled. Results displayed are not distinguished as attempted or completed crimes, do not include other calls for police service, and only represent police service where a report was made. Police Incident Reports are classified by primary offense categories as defined by the Uniform Crime Reporting (UCR) system, however for this report all offenses are included, and each incident may have more than one offense listed on it. In cases where there is more than one offense listed, all offenses are counted individually. Although every reasonable verification effort is made, the accuracy of any data is subject to the constraints of the report generation process as well as the manner, format, and point in time of any query.

PART I OFFENSES:	Chosen by the FBI as Part I Offenses because they are serious crimes that occur with regularity in all areas of the country and are likely to be reported to Police.
PART II OFFENSES:	All other crimes other than the eight Part I Offenses. The Uniform Crime Reporting Program gathers only arrest data for Part II Offenses, however, SLCPD results displayed in this document display all Part II Offenses, regardless of the presence of arrest data.
ALL OTHER OFFENSES:	Under the Part II Offense section, 'All Other Offenses' include Peeping Tom, Trespass, Kidnap/Abduction, Pornography, Extortion/Blackmail, Bribery, Warrants, Sexual Offenses, Obstruction, Public Peace, and Hit & Run.
NON-UCR OFFENSES:	Non-UCR Offenses include reports for all other offenses not classified as a Part I or Part II Offense. Results displayed separate some of these offenses such as Ambulance Calls, Deaths, Missing Persons, Suicides, Suspicious Activity, and Traffic Accidents.
ALL OTHER NON-UCR:	Under the Non-UCR category, 'All Other' include the remainder of offenses not classified as Part I or Part II and not separated from the Non-UCR Offenses. These include things such as Loud Parties, Barking Dogs, Mentally Ill Subjects, Citizen Assistance, etc.
LOW NUMBER OFFENSES:	On page two, in the interest of space and allowing for easier viewing, the category titled 'Low Number Offenses' include Part I and Part II Offenses from page one that have totals under the amount of 23.

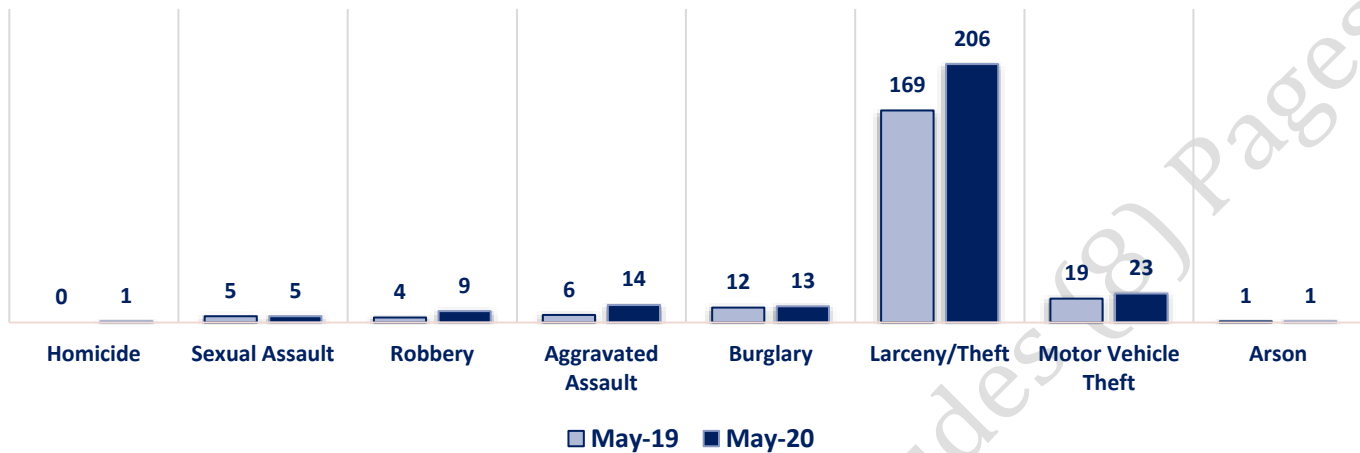
Offenses

PART I OFFENSES VIOLENT PROPERTY		OFFENSE		MAY 19	MAY 20	PART II OFFENSES	
		Homicide		0	1		
		Sexual Assault		5	5		
		Robbery		4	9		
		Aggravated Assault		6	14		
		Burglary		12	13		
		Larceny/Theft		169	206		
		Motor Vehicle Theft		19	23		
		Arson		1	1		
		PART I TOTALS		216	272		
NON-UCR OFFENSES		Ambulance Calls		39	50	PART II OFFENSES	
		Deaths		3	8		
		Missing Persons		13	5		
		Suicides		2	0		
		Suspicious Activity		26	24		
		Traffic Accidents		80	49		
		All Other		196	243		
		NON-UCR TOTALS		359	379		
TOTALS		PART I OFFENSES		216	272	PART II OFFENSES	
		PART II OFFENSES		463	631		
		NON-UCR OFFENSES		359	379		
TOTAL		1038	1282				

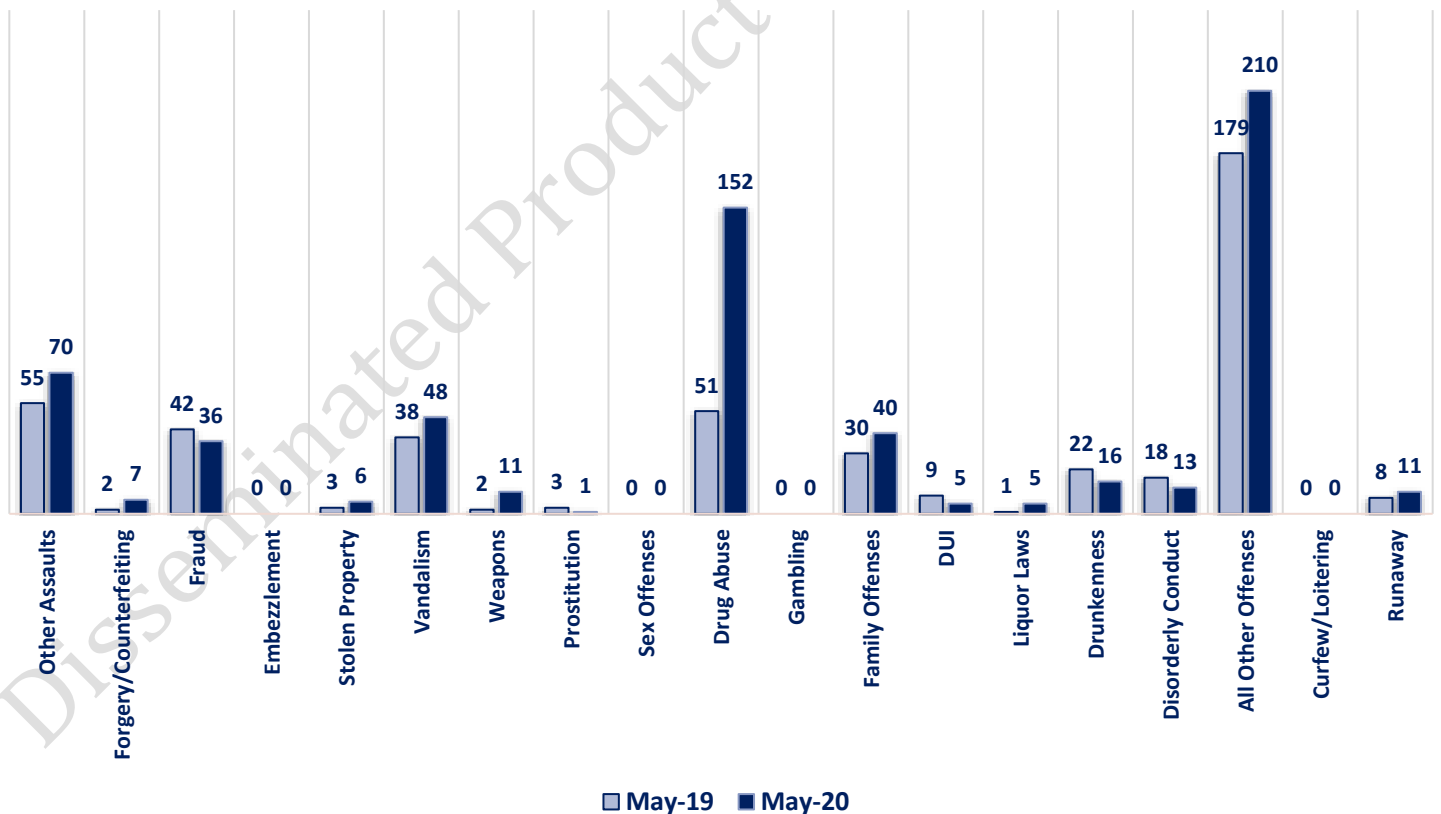
MAY 2020- PART I & II OFFENSE PERCENTAGES



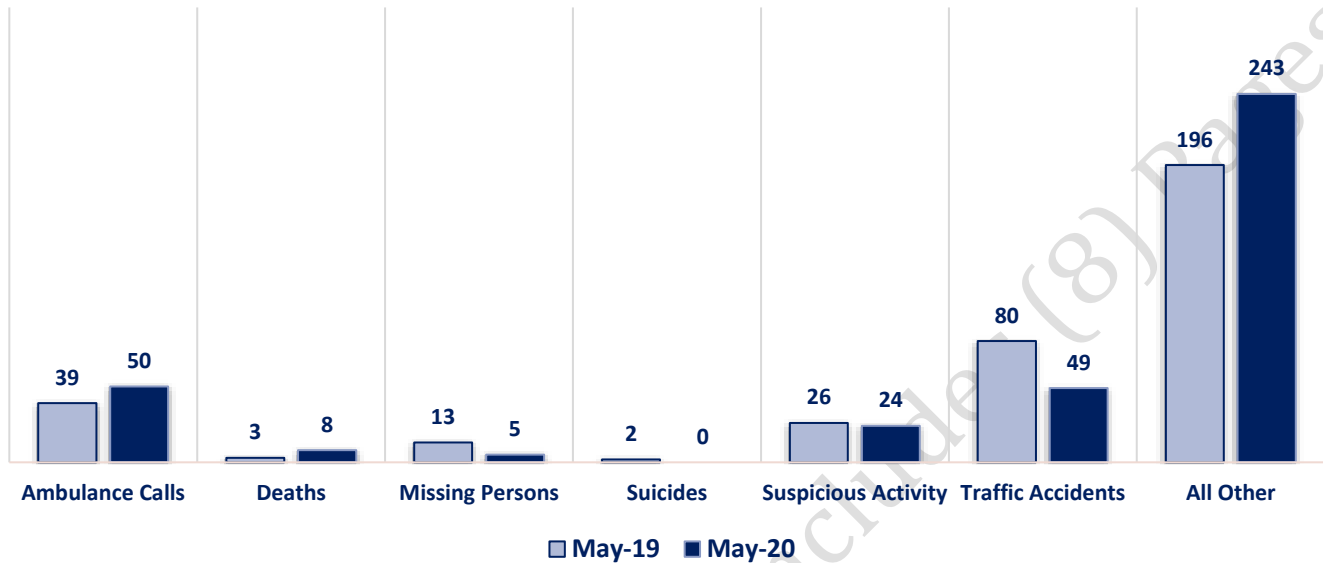
Part I Offenses



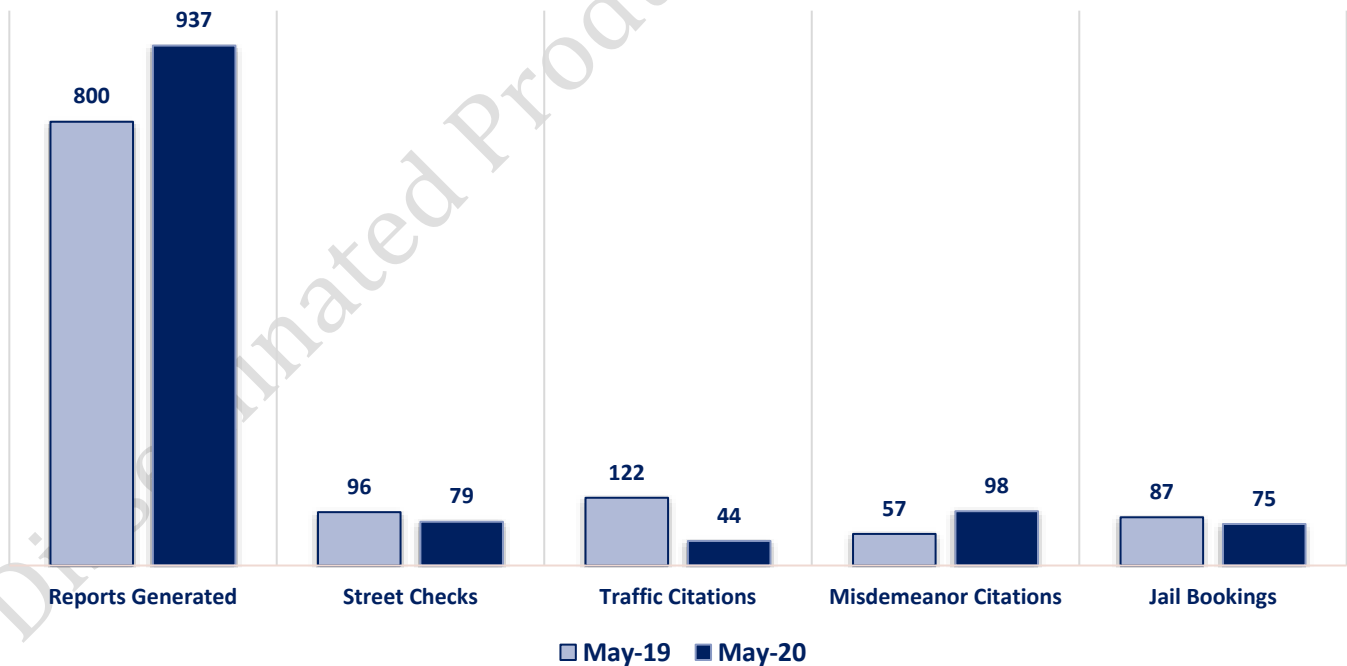
Part II Offenses



Non-UCR Offenses

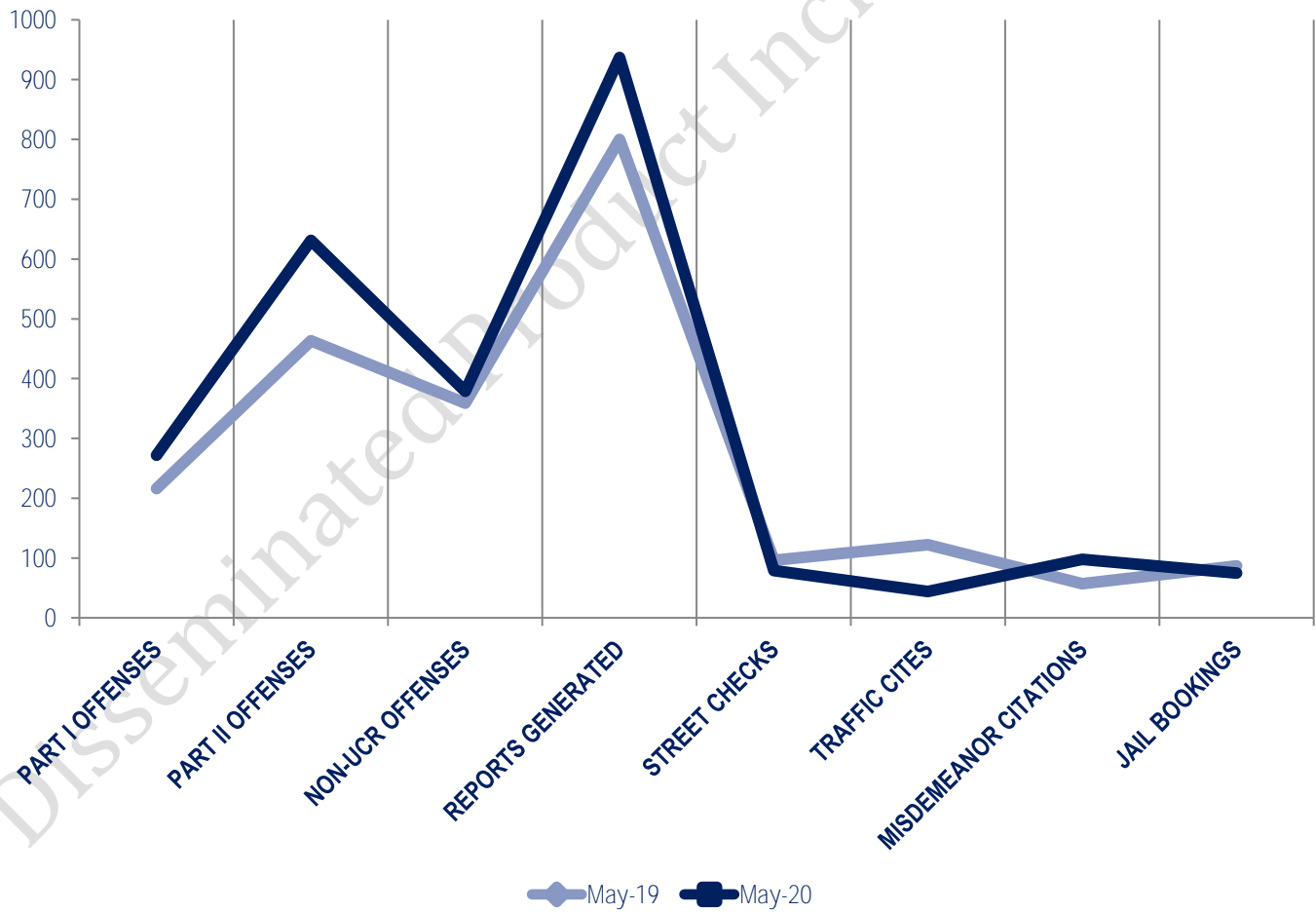


Other Event Totals



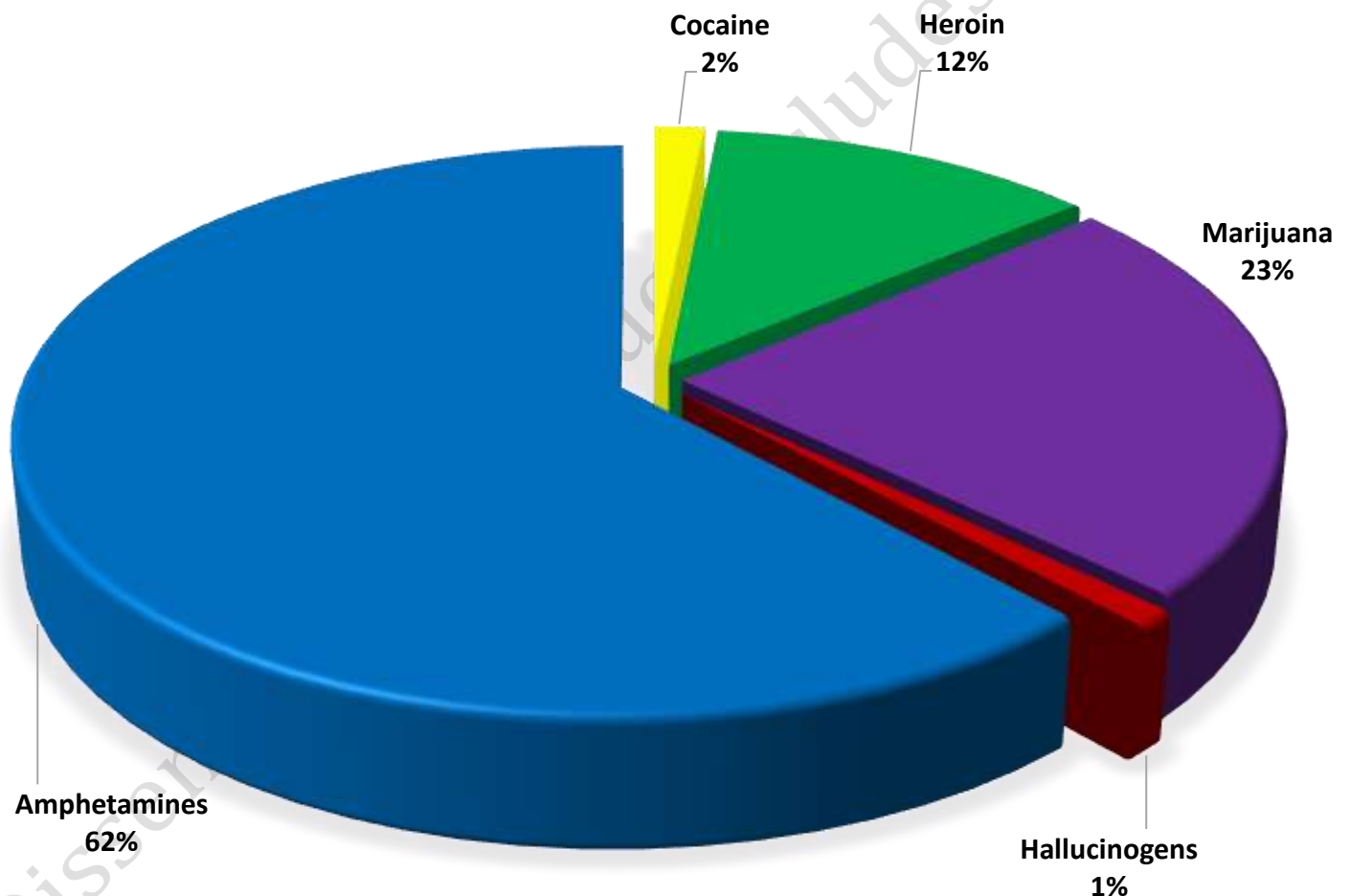
Combined Offense/Event Trends

	MAY 2019	MAY 2020
Part I Offenses	216	272
Part II Offenses	463	631
NonUCR Offenses	359	379
Reports Generated	800	937
Street Checks	96	79
Traffic Citations	122	44
Misdemeanor Citations	57	98
Jail Bookings	87	75

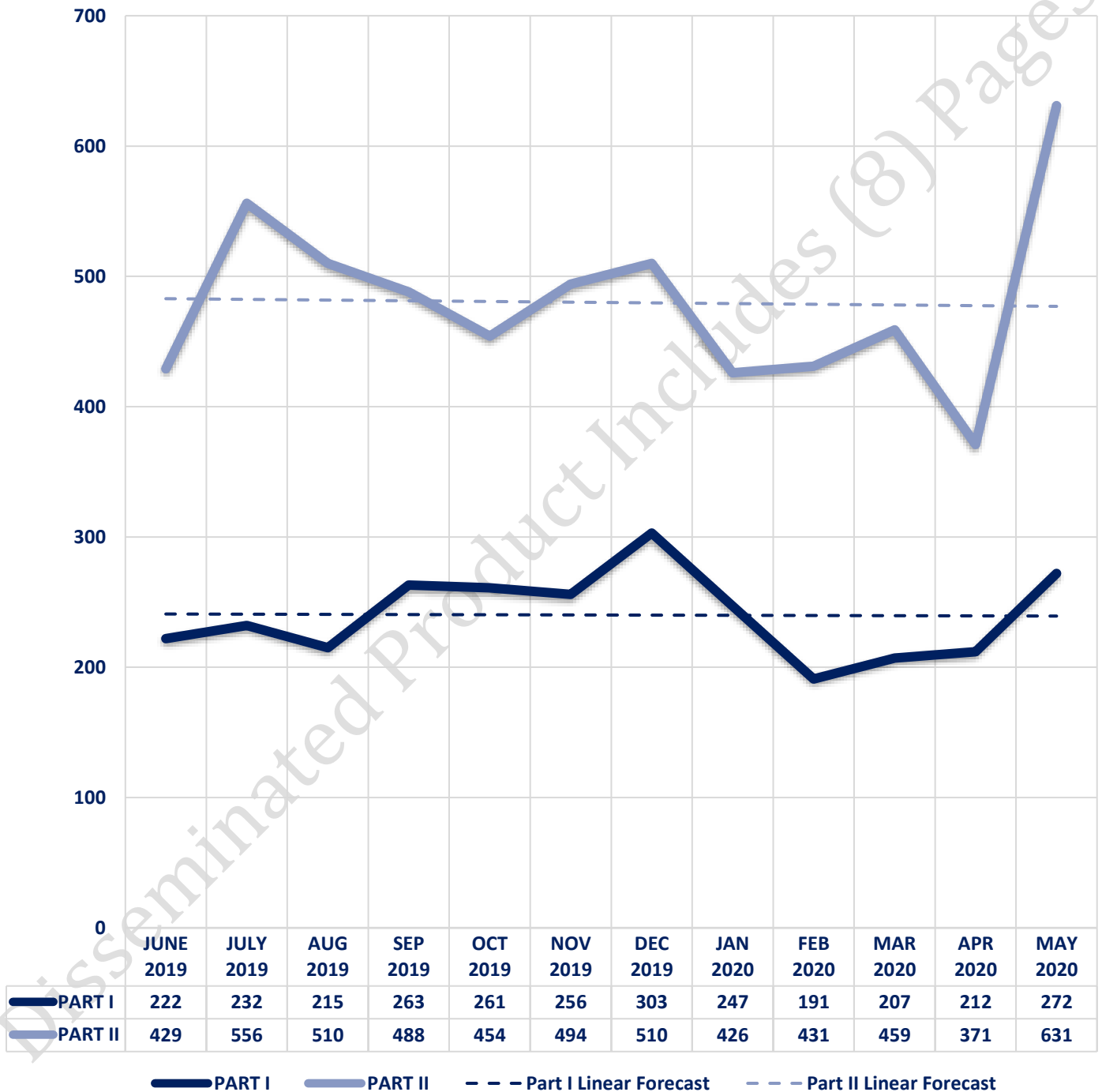


Seized Drugs

TYPE	DOSES	STREET VALUE
Cocaine	122.1	\$ 1,221.00
Heroin	943.7	\$ 9,437.10
Marijuana	1805.3	\$ 10,831.81
Hallucinogens	77.4	\$ 154.85
Amphetamines	4778.3	\$ 47,783.00
TOTAL	7726.8	\$ 69,427.76



Part I & II Offenses - One Year





CITY COUNCIL DISTRICT #5 MONTHLY OFFENSE SUMMARY

JUNE 2020

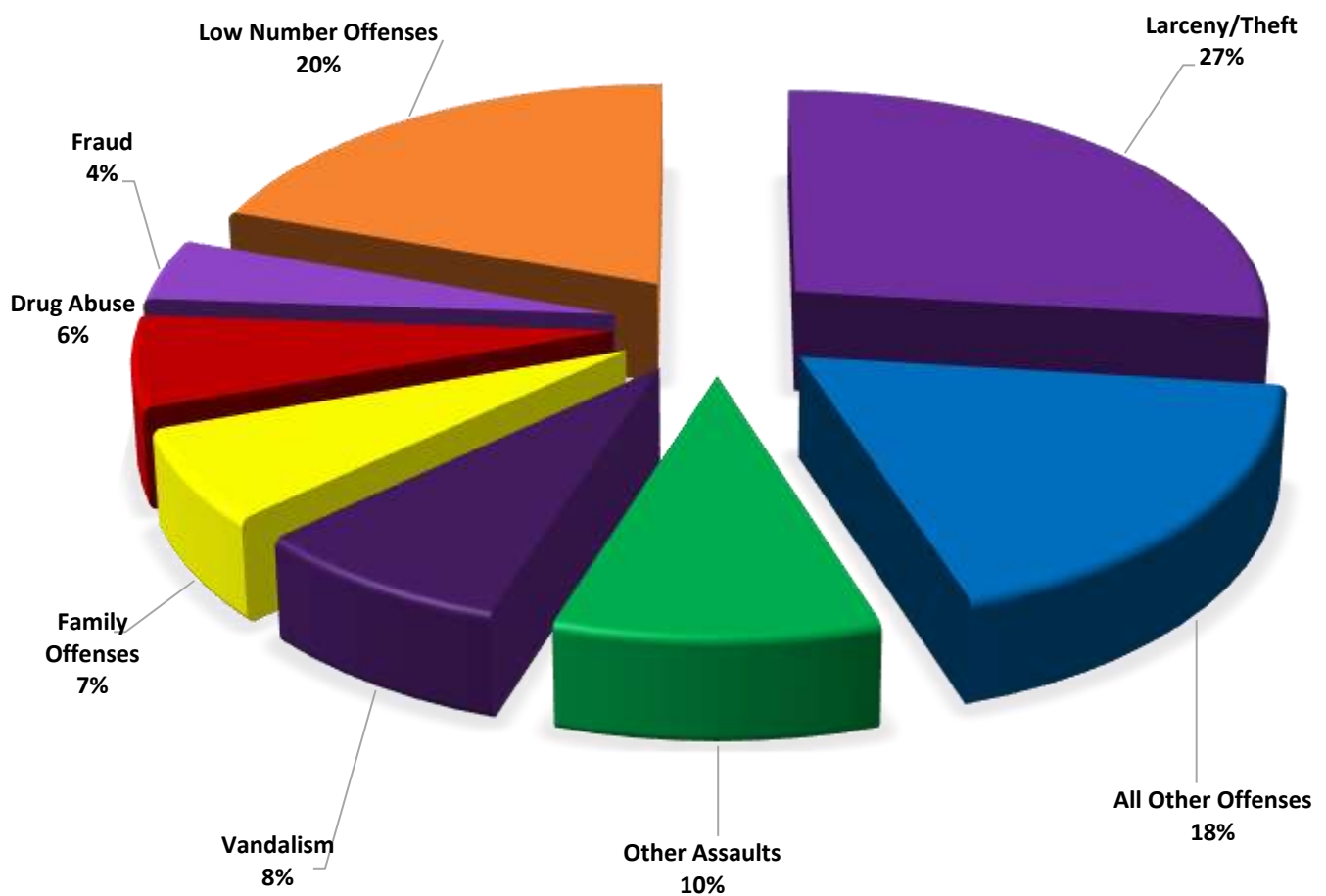
These figures represent preliminary counts of original Police Incident Reports and include all offenses within the above listed City Council District only. Full statistical analysis to determine the confidence level of this data has not been performed. The results contained herein are **approximate in relation to the listed area and may not fully coincide with data shown in other areas of SLCPD's Crime Statistics** page such as Calls for Service, Crimes Trending, and Crime Reports due to and reflective of departmental procedures that were in place at the time the event occurred and the date this data was compiled. Results displayed are not distinguished as attempted or completed crimes, do not include other calls for police service, and only represent police service where a report was made. Police Incident Reports are classified by primary offense categories as defined by the Uniform Crime Reporting (UCR) system, however for this report all offenses are included, and each incident may have more than one offense listed on it. In cases where there is more than one offense listed, all offenses are counted individually. Although every reasonable verification effort is made, the accuracy of any data is subject to the constraints of the report generation process as well as the manner, format, and point in time of any query.

PART I OFFENSES:	Chosen by the FBI as Part I Offenses because they are serious crimes that occur with regularity in all areas of the country and are likely to be reported to Police.
PART II OFFENSES:	All other crimes other than the eight Part I Offenses. The Uniform Crime Reporting Program gathers only arrest data for Part II Offenses, however, SLCPD results displayed in this document display all Part II Offenses, regardless of the presence of arrest data.
ALL OTHER OFFENSES:	Under the Part II Offense section, 'All Other Offenses' include Peeping Tom, Trespass, Kidnap/Abduction, Pornography, Extortion/Blackmail, Bribery, Warrants, Sexual Offenses, Obstruction, Public Peace, and Hit & Run.
NON-UCR OFFENSES:	Non-UCR Offenses include reports for all other offenses not classified as a Part I or Part II Offense. Results displayed separate some of these offenses such as Ambulance Calls, Deaths, Missing Persons, Suicides, Suspicious Activity, and Traffic Accidents.
ALL OTHER NON-UCR:	Under the Non-UCR category, 'All Other' include the remainder of offenses not classified as Part I or Part II and not separated from the Non-UCR Offenses. These include things such as Loud Parties, Barking Dogs, Mentally Ill Subjects, Citizen Assistance, etc.
LOW NUMBER OFFENSES:	On page two, in the interest of space and allowing for easier viewing, the category titled 'Low Number Offenses' include Part I and Part II Offenses from page one that have totals under the amount of 26.

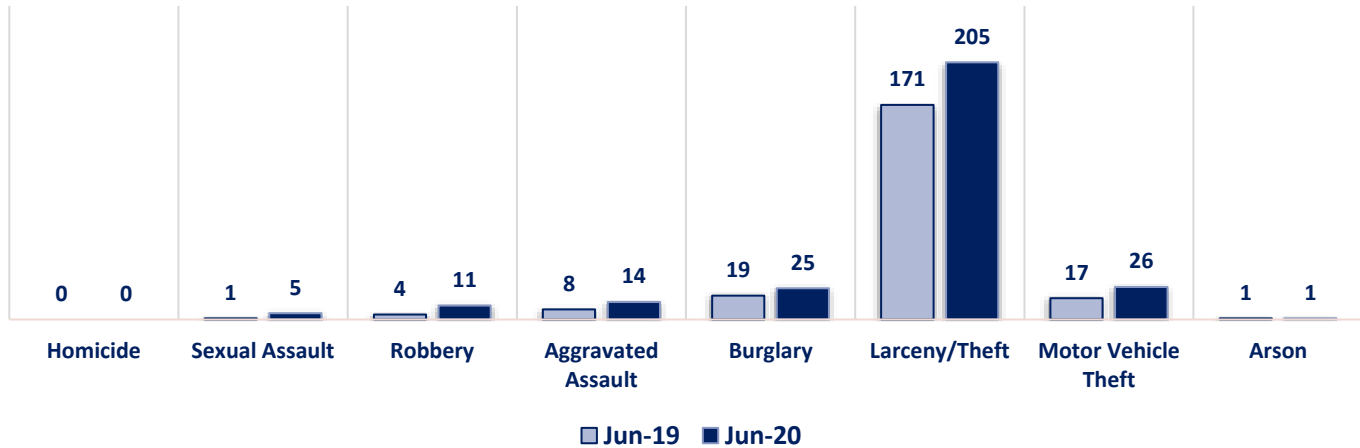
Offenses

PART I OFFENSES	OFFENSE	JUN 19	JUN 20	OFFENSE	JUN 19	JUN 20	PART II OFFENSES
	Homicide	0	0	Other Assaults	62	76	
	Sexual Assault	1	5	Forgery/Counterfeit	3	5	
	Robbery	4	11	Fraud	35	33	
	Aggravated Assault	8	14	Embezzlement	1	0	
	Burglary	19	25	Stolen Property	4	7	
	Larceny/Theft	171	205	Vandalism	31	62	
	Motor Vehicle Theft	17	26	Weapons	3	10	
	Arson	1	1	Prostitution	5	1	
NON-UCR OFFENSES	PART I TOTALS	221	287	Sex Offenses	3	3	
	Ambulance Calls	39	35	Drug Abuse	53	49	
	Deaths	4	6	Gambling	3	0	
	Missing Persons	8	4	Family Offenses	36	50	
	Suicides	0	1	DUI	5	9	
	Suspicious Activity	20	25	Liquor Laws	2	1	
	Traffic Accidents	76	54	Drunkenness	11	13	
	All Other	194	217	Disorderly Conduct	9	10	
	NON-UCR TOTALS	341	342	All Other Offenses	172	138	
TOTALS	PART I OFFENSES	221	287	Curfew/Loitering	0	0	
	PART II OFFENSES	441	475	Runaway	3	8	
	NON-UCR OFFENSES	341	342	PART II TOTALS	441	475	
	TOTAL	1003	1104				

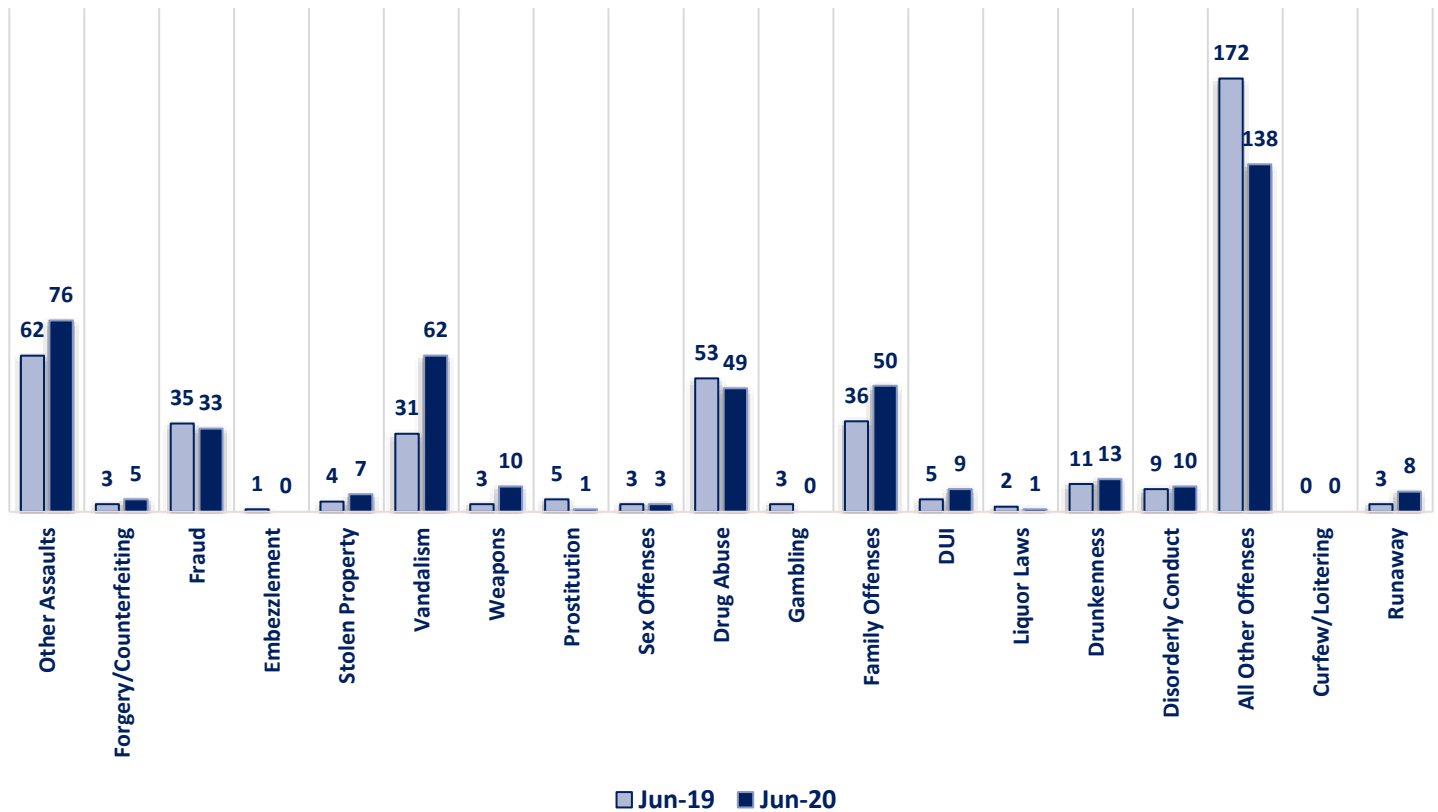
JUNE 2020 - PART I & II OFFENSE PERCENTAGES



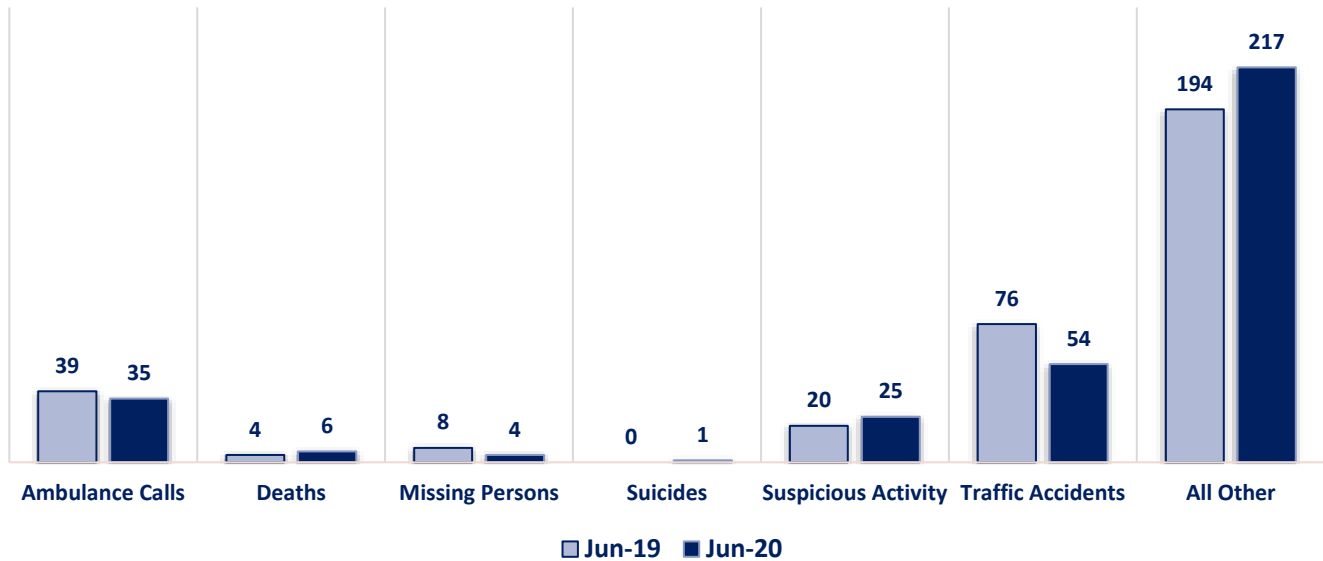
Part I Offenses



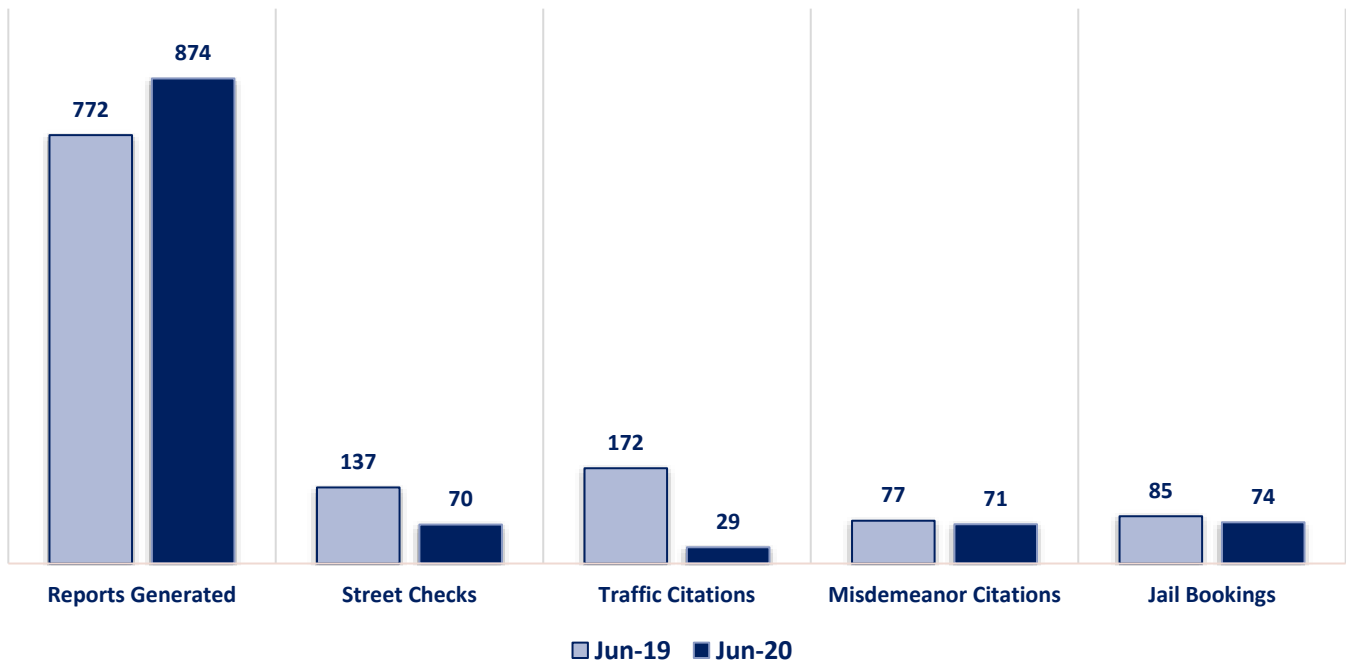
Part II Offenses



Non-UCR Offenses

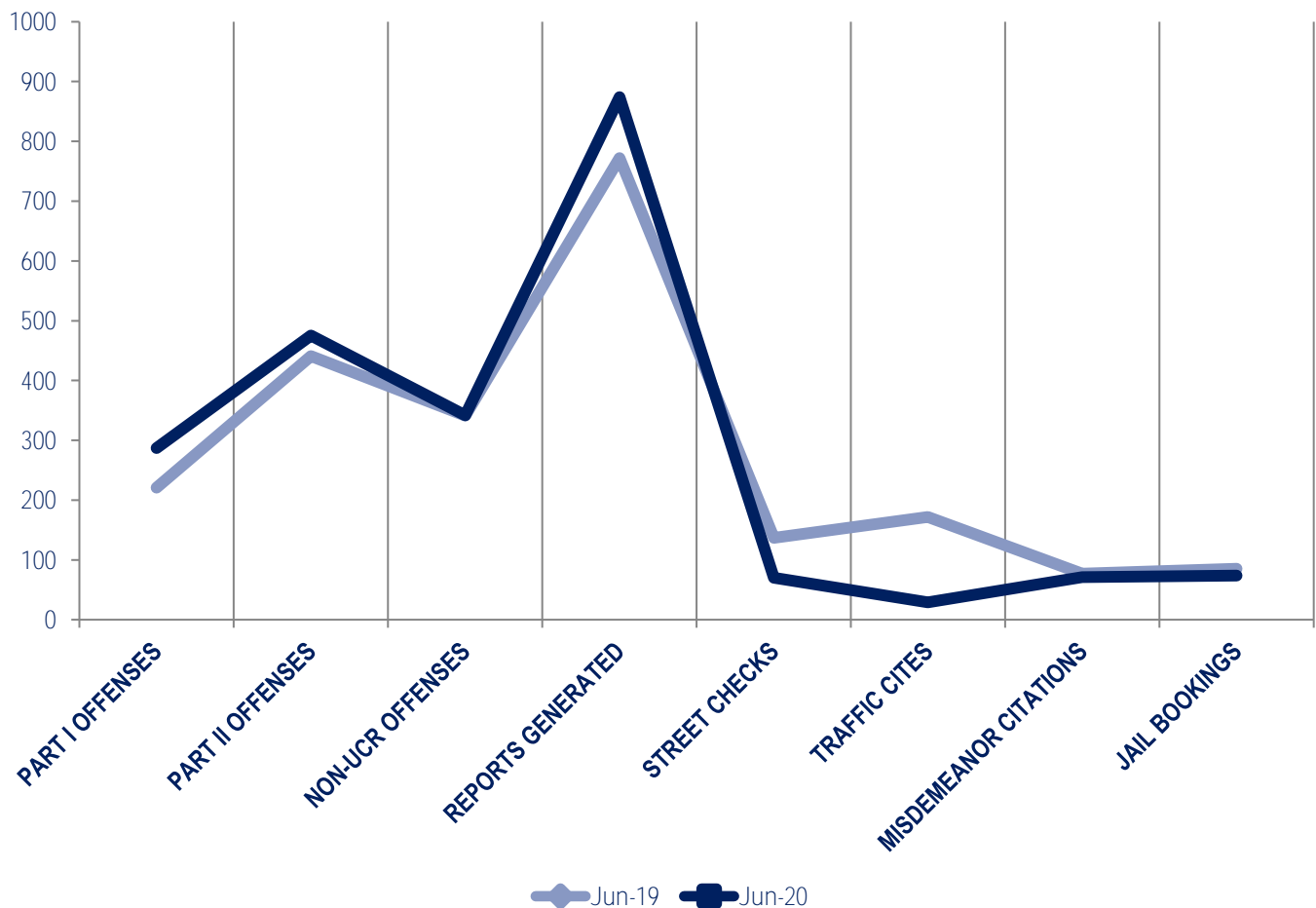


Other Event Totals



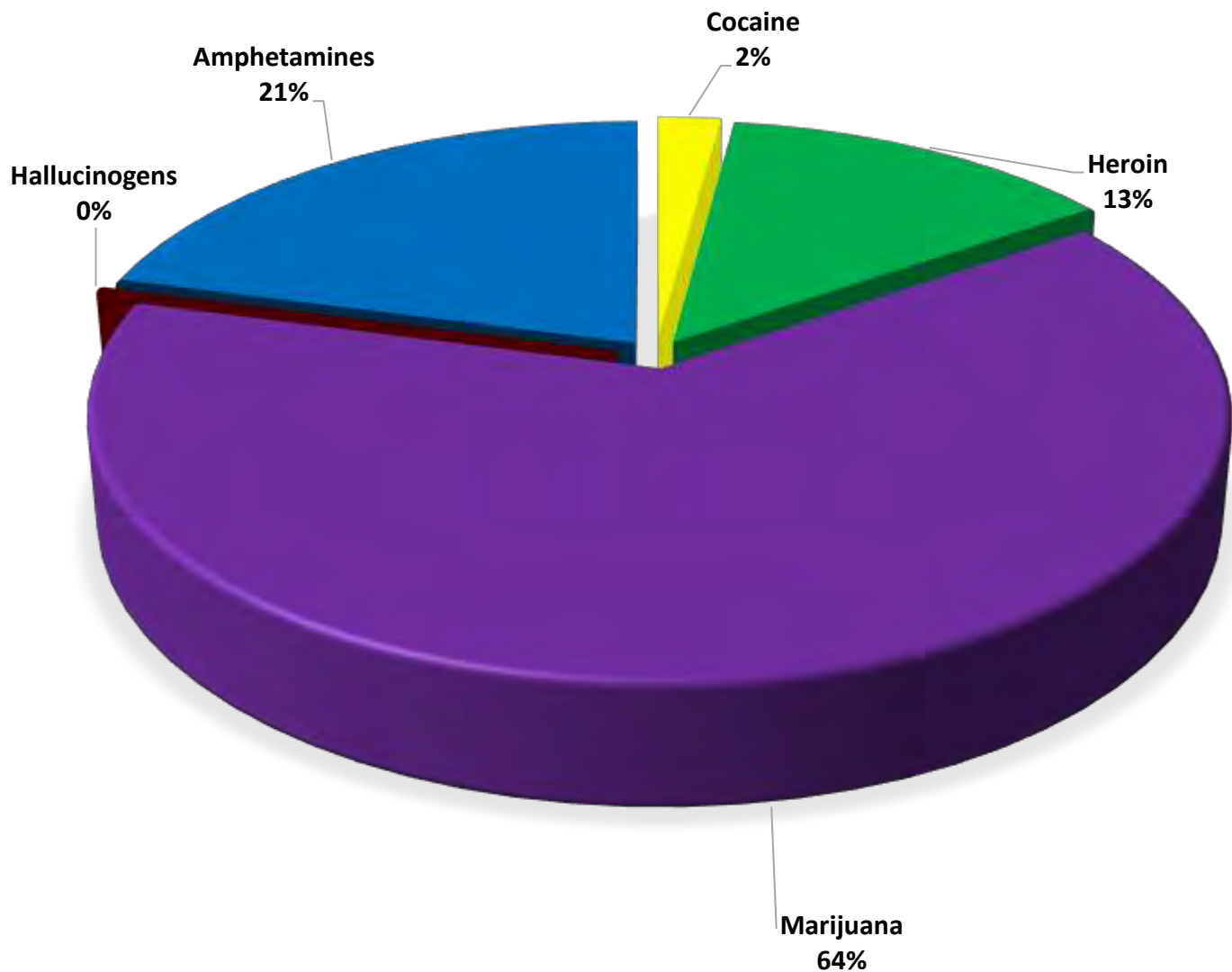
Combined Offense/Event Trends

	JUN 2019	JUN 2020
Part I Offenses	221	287
Part II Offenses	441	475
NonUCR Offenses	341	342
Reports Generated	772	874
Street Checks	137	70
Traffic Citations	172	29
Misdemeanor Citations	77	71
Jail Bookings	85	74

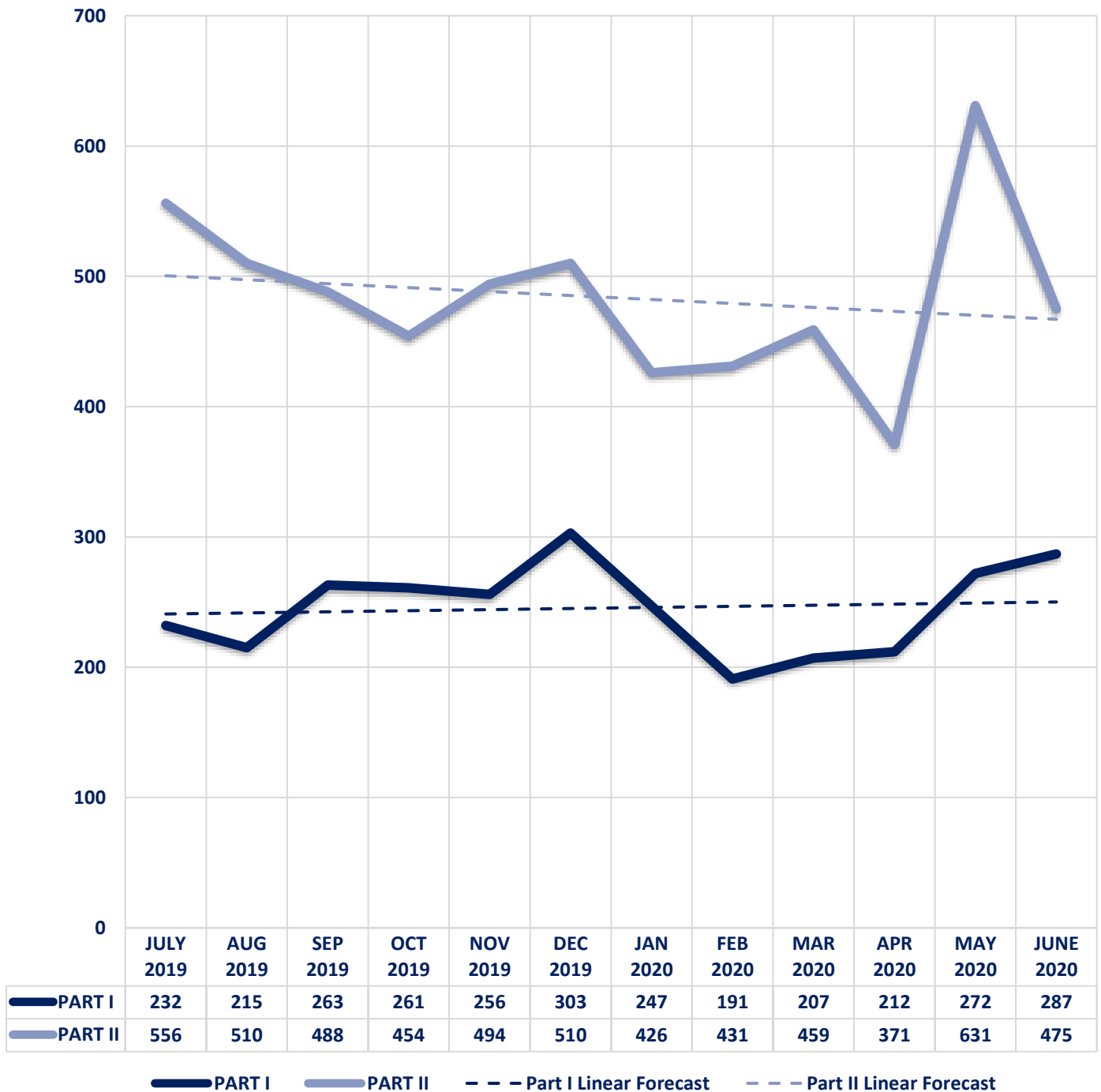


Seized Drugs

TYPE	DOSES	STREET VALUE
Cocaine	7.0	\$ 70.00
Heroin	44.0	\$ 440.00
Marijuana	211.5	\$ 1,268.81
Hallucinogens	0.0	\$ -
Amphetamines	69.1	\$ 691.10
TOTAL	331.6	\$ 2,469.91



Part I & II Offenses - One Year





CITY COUNCIL DISTRICT #5 MONTHLY OFFENSE SUMMARY

July 2020

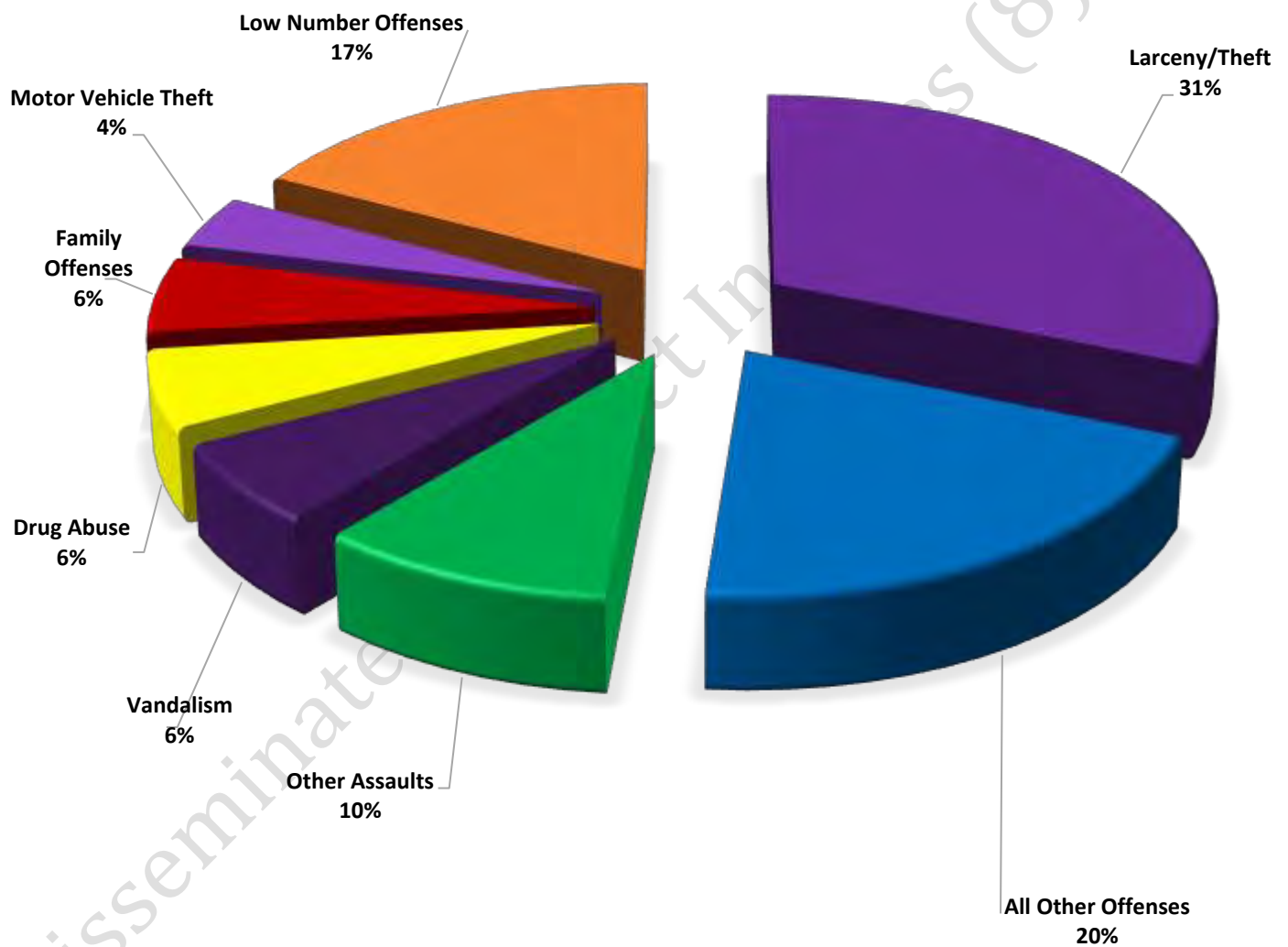
These figures represent preliminary counts of original Police Incident Reports and include all offenses within the above listed City Council District only. Full statistical analysis to determine the confidence level of this data has not been performed. The results contained herein are **approximate in relation to the listed area and may not fully coincide with data shown in other areas of SLCPD's Crime Statistics** page such as Calls for Service, Crimes Trending, and Crime Reports due to and reflective of departmental procedures that were in place at the time the event occurred and the date this data was compiled. Results displayed are not distinguished as attempted or completed crimes, do not include other calls for police service, and only represent police service where a report was made. Police Incident Reports are classified by primary offense categories as defined by the Uniform Crime Reporting (UCR) system, however for this report all offenses are included, and each incident may have more than one offense listed on it. In cases where there is more than one offense listed, all offenses are counted individually. Although every reasonable verification effort is made, the accuracy of any data is subject to the constraints of the report generation process as well as the manner, format, and point in time of any query.

PART I OFFENSES:	Chosen by the FBI as Part I Offenses because they are serious crimes that occur with regularity in all areas of the country and are likely to be reported to Police.
PART II OFFENSES:	All other crimes other than the eight Part I Offenses. The Uniform Crime Reporting Program gathers only arrest data for Part II Offenses, however, SLCPD results displayed in this document display all Part II Offenses, regardless of the presence of arrest data.
ALL OTHER OFFENSES:	Under the Part II Offense section, 'All Other Offenses' include Peeping Tom, Trespass, Kidnap/Abduction, Pornography, Extortion/Blackmail, Bribery, Warrants, Sexual Offenses, Obstruction, Public Peace, and Hit & Run.
NON-UCR OFFENSES:	Non-UCR Offenses include reports for all other offenses not classified as a Part I or Part II Offense. Results displayed separate some of these offenses such as Ambulance Calls, Deaths, Missing Persons, Suicides, Suspicious Activity, and Traffic Accidents.
ALL OTHER NON-UCR:	Under the Non-UCR category, 'All Other' include the remainder of offenses not classified as Part I or Part II and not separated from the Non-UCR Offenses. These include things such as Loud Parties, Barking Dogs, Mentally Ill Subjects, Citizen Assistance, etc.
LOW NUMBER OFFENSES:	On page two, in the interest of space and allowing for easier viewing, the category titled 'Low Number Offenses' include Part I and Part II Offenses from page one that have totals under the amount of 27.

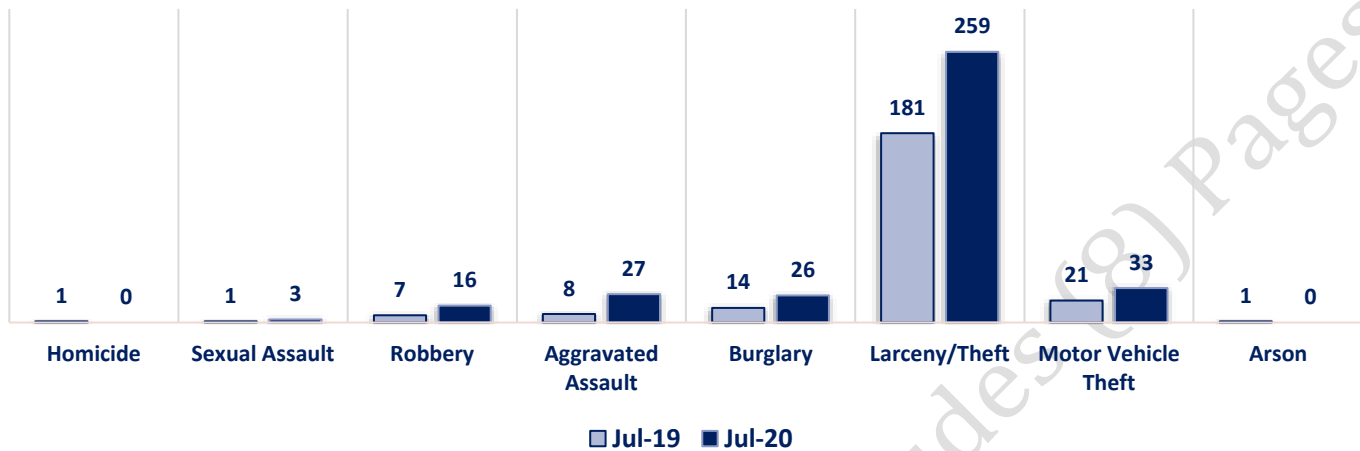
Offenses

PART I OFFENSES VIOLENT PROPERTY		OFFENSE		JUL 19	JUL 20	PART II OFFENSES	
		Homicide		1	0		
		Sexual Assault		1	3		
		Robbery		7	16		
		Aggravated Assault		8	27		
		Burglary		14	26		
		Larceny/Theft		181	259		
		Motor Vehicle Theft		21	33		
		Arson		1	0		
		PART I TOTALS		234	364		
NON-UCR OFFENSES		Ambulance Calls		26	30	PART II OFFENSES	
		Deaths		3	6		
		Missing Persons		6	11		
		Suicides		0	0		
		Suspicious Activity		16	33		
		Traffic Accidents		76	49		
		All Other		218	214		
		NON-UCR TOTALS		345	343		
TOTALS		PART I OFFENSES		234	364	PART II OFFENSES	
		PART II OFFENSES		595	466		
		NON-UCR OFFENSES		345	343		
TOTAL		1174	1173	TOTAL		1174	1173

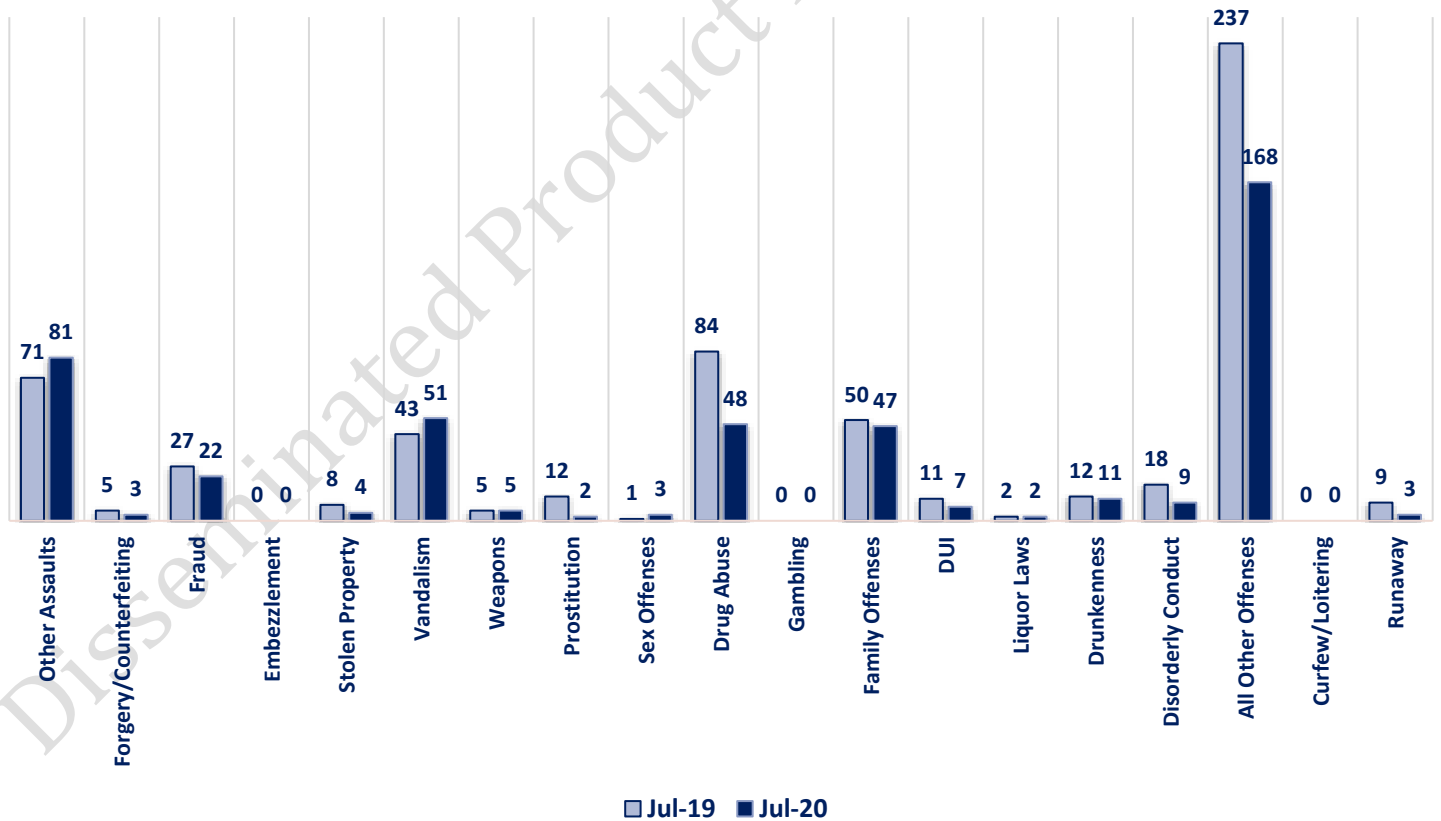
JULY 2020- PART I & II OFFENSE PERCENTAGES



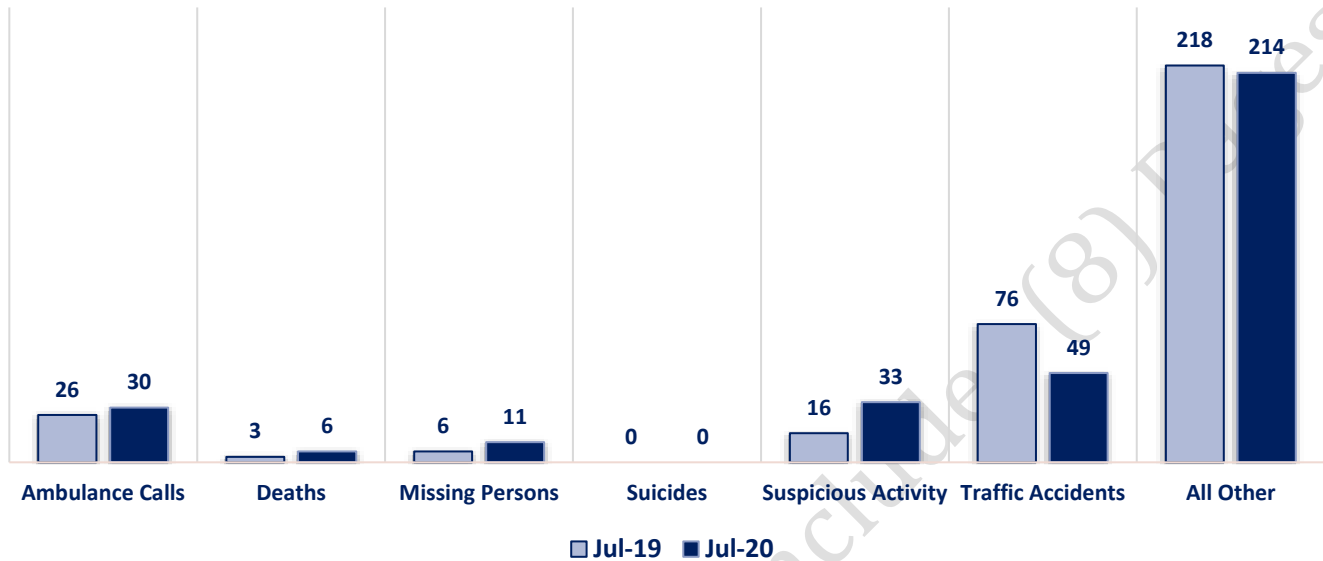
Part I Offenses



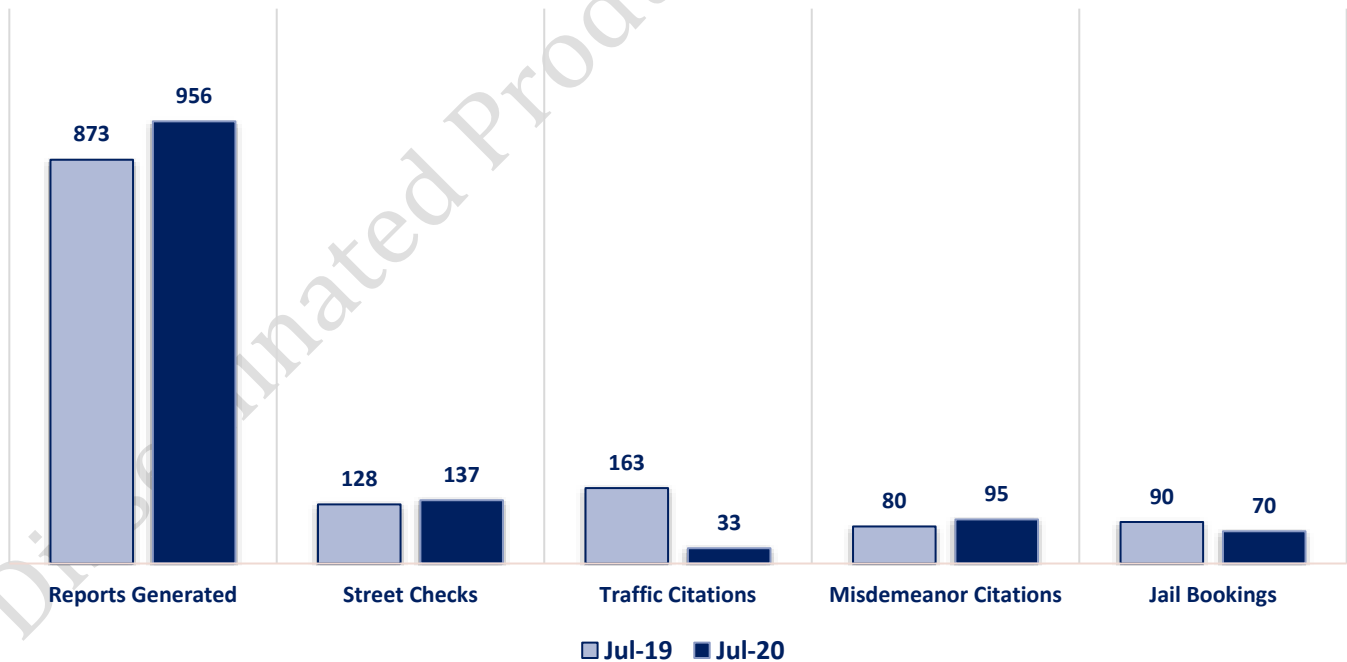
Part II Offenses



Non-UCR Offenses

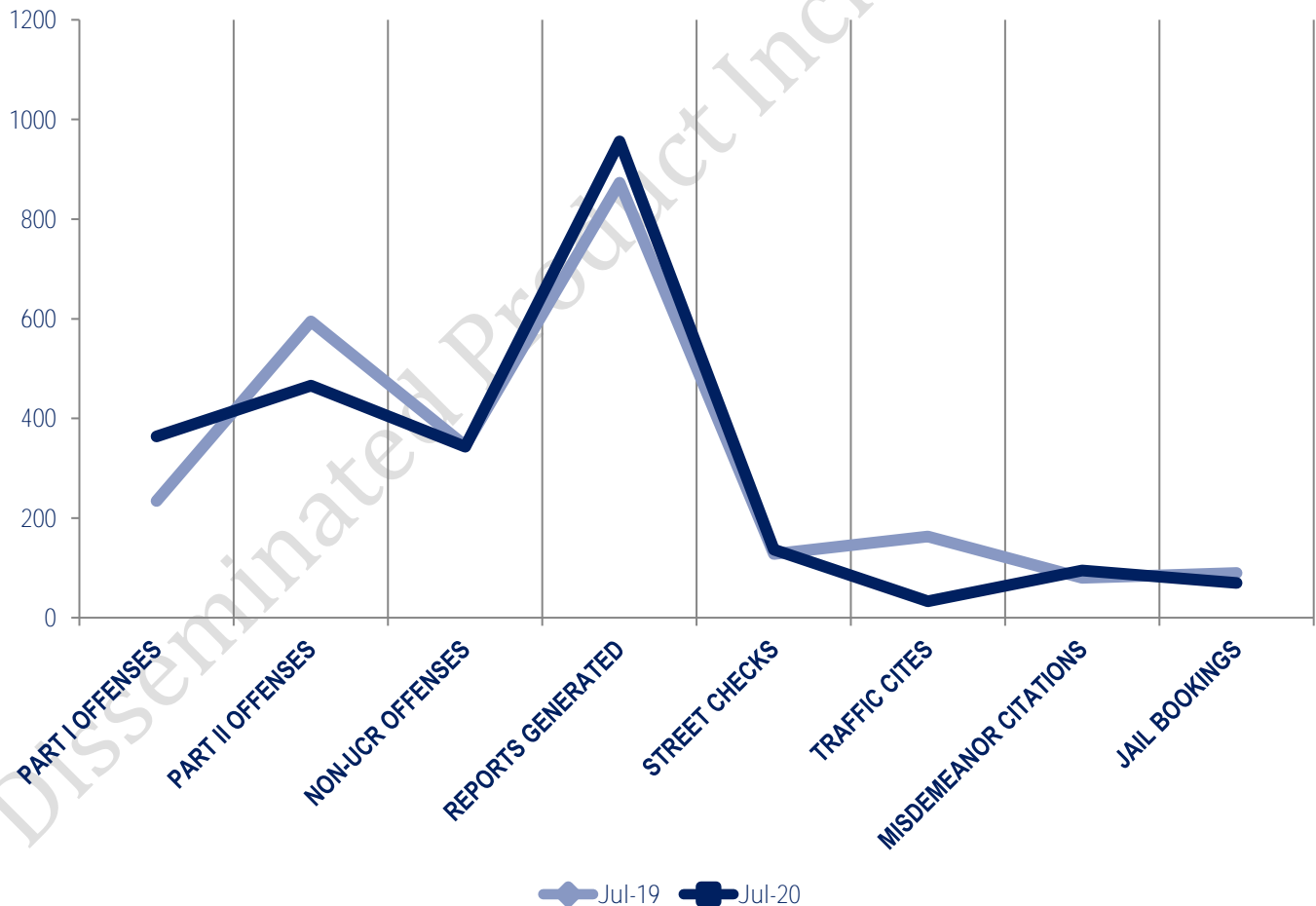


Other Event Totals



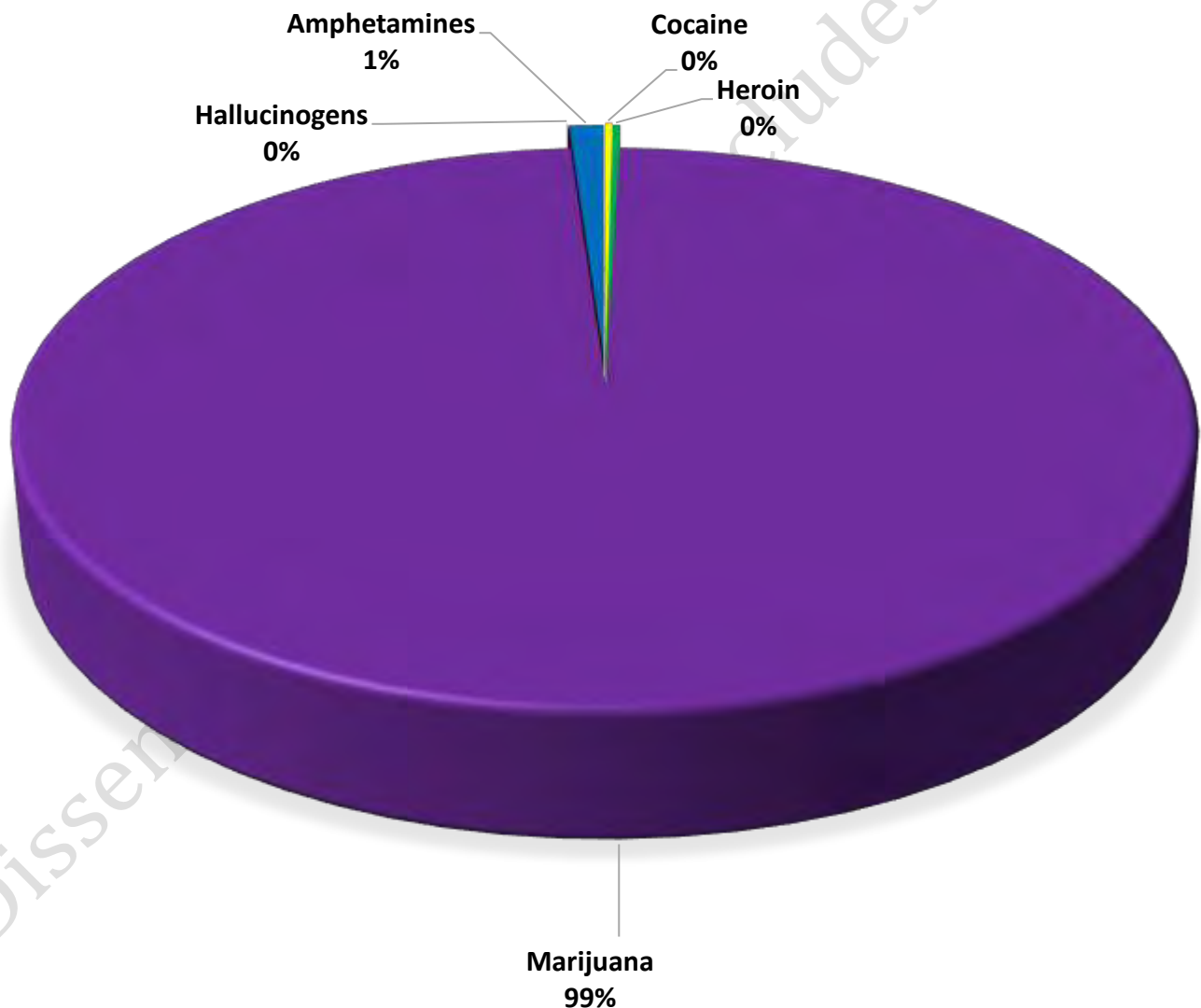
Combined Offense/Event Trends

	JULY 2019	JULY 2020
Part I Offenses	234	364
Part II Offenses	595	466
NonUCR Offenses	345	343
Reports Generated	873	956
Street Checks	128	137
Traffic Citations	163	33
Misdemeanor Citations	80	95
Jail Bookings	90	70

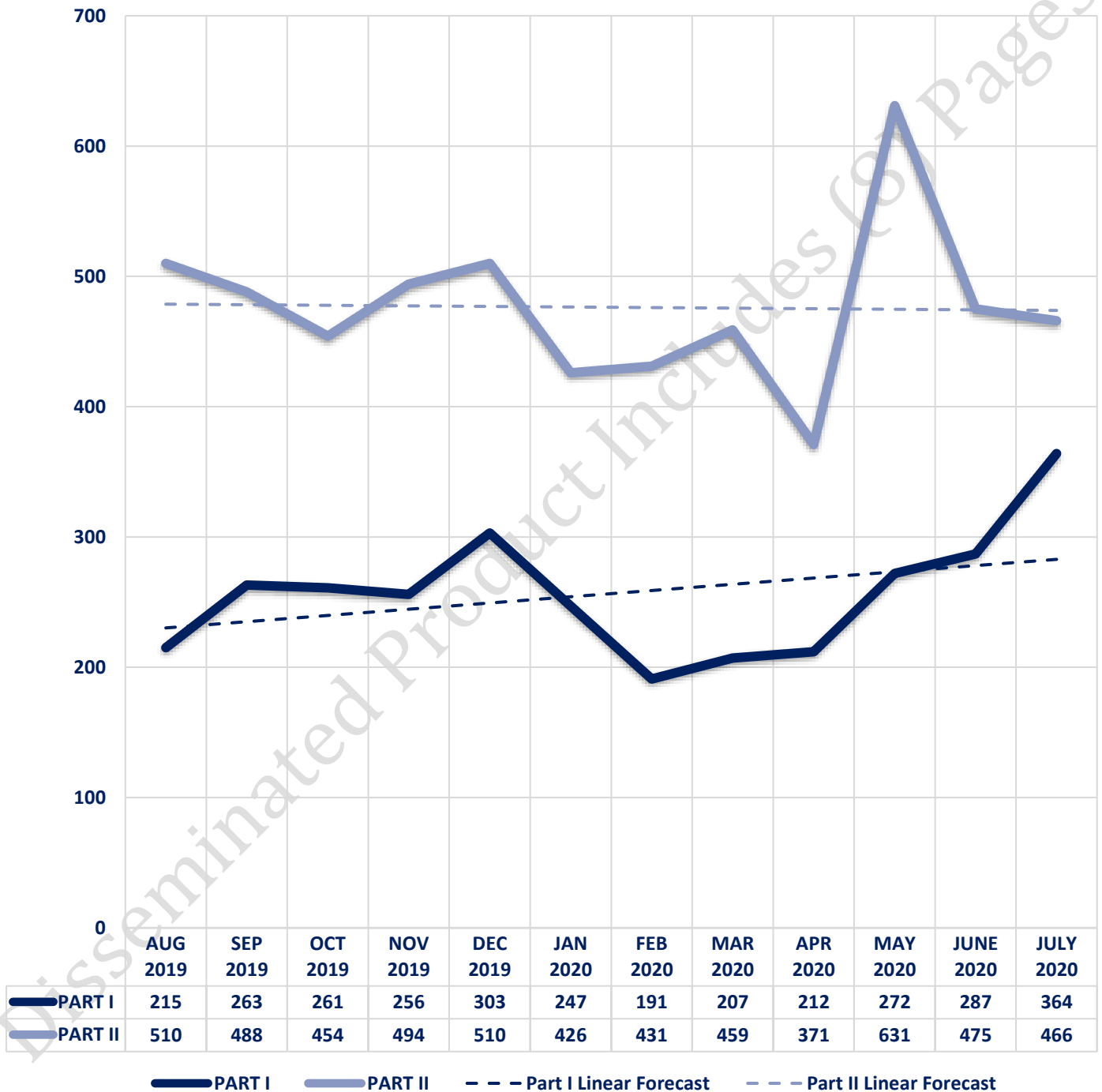


Seized Drugs

TYPE	DOSES	STREET VALUE
Cocaine	142.0	\$ 1,420.00
Heroin	149.1	\$ 1,491.00
Marijuana	62050.1	\$ 372,300.82
Hallucinogens	0.7	\$ 1.41
Amphetamines	702.1	\$ 7,021.00
TOTAL	63044.0	\$ 382,234.23



Part I & II Offenses - One Year





CITY COUNCIL DISTRICT #5 MONTHLY OFFENSE SUMMARY

August 2020

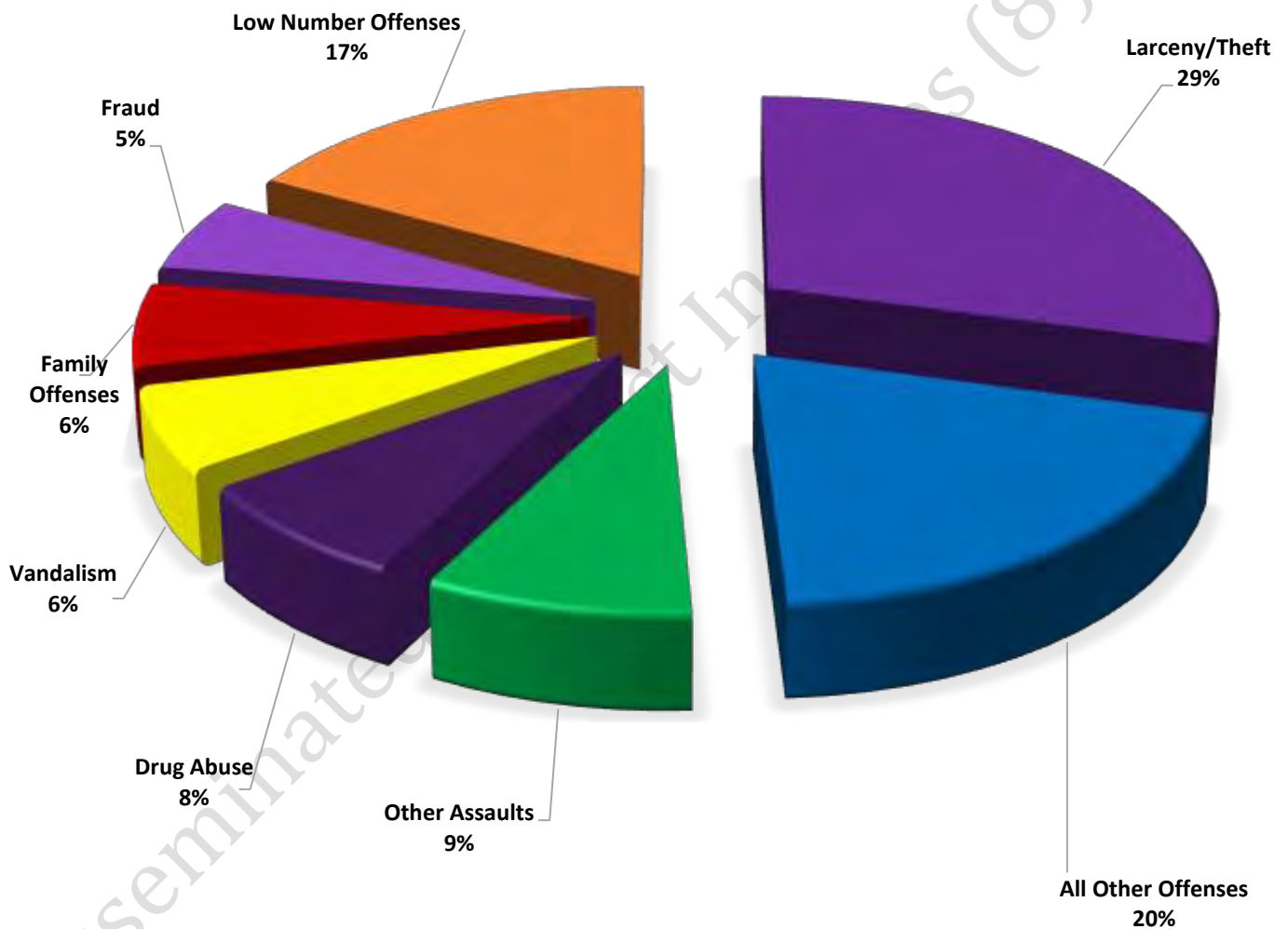
These figures represent preliminary counts of original Police Incident Reports and include all offenses within the above listed City Council District only. Full statistical analysis to determine the confidence level of this data has not been performed. The results contained herein are **approximate in relation to the listed area and may not fully coincide with data shown in other areas of SLCPD's Crime Statistics** page such as Calls for Service, Crimes Trending, and Crime Reports due to and reflective of departmental procedures that were in place at the time the event occurred and the date this data was compiled. Results displayed are not distinguished as attempted or completed crimes, do not include other calls for police service, and only represent police service where a report was made. Police Incident Reports are classified by primary offense categories as defined by the Uniform Crime Reporting (UCR) system, however for this report all offenses are included, and each incident may have more than one offense listed on it. In cases where there is more than one offense listed, all offenses are counted individually. Although every reasonable verification effort is made, the accuracy of any data is subject to the constraints of the report generation process as well as the manner, format, and point in time of any query.

PART I OFFENSES:	Chosen by the FBI as Part I Offenses because they are serious crimes that occur with regularity in all areas of the country and are likely to be reported to Police.
PART II OFFENSES:	All other crimes other than the eight Part I Offenses. The Uniform Crime Reporting Program gathers only arrest data for Part II Offenses, however, SLCPD results displayed in this document display all Part II Offenses, regardless of the presence of arrest data.
ALL OTHER OFFENSES:	Under the Part II Offense section, 'All Other Offenses' include Peeping Tom, Trespass, Kidnap/Abduction, Pornography, Extortion/Blackmail, Bribery, Warrants, Sexual Offenses, Obstruction, Public Peace, and Hit & Run.
NON-UCR OFFENSES:	Non-UCR Offenses include reports for all other offenses not classified as a Part I or Part II Offense. Results displayed separate some of these offenses such as Ambulance Calls, Deaths, Missing Persons, Suicides, Suspicious Activity, and Traffic Accidents.
ALL OTHER NON-UCR:	Under the Non-UCR category, 'All Other' include the remainder of offenses not classified as Part I or Part II and not separated from the Non-UCR Offenses. These include things such as Loud Parties, Barking Dogs, Mentally Ill Subjects, Citizen Assistance, etc.
LOW NUMBER OFFENSES:	On page two, in the interest of space and allowing for easier viewing, the category titled 'Low Number Offenses' include Part I and Part II Offenses from page one that have totals under the amount of 35.

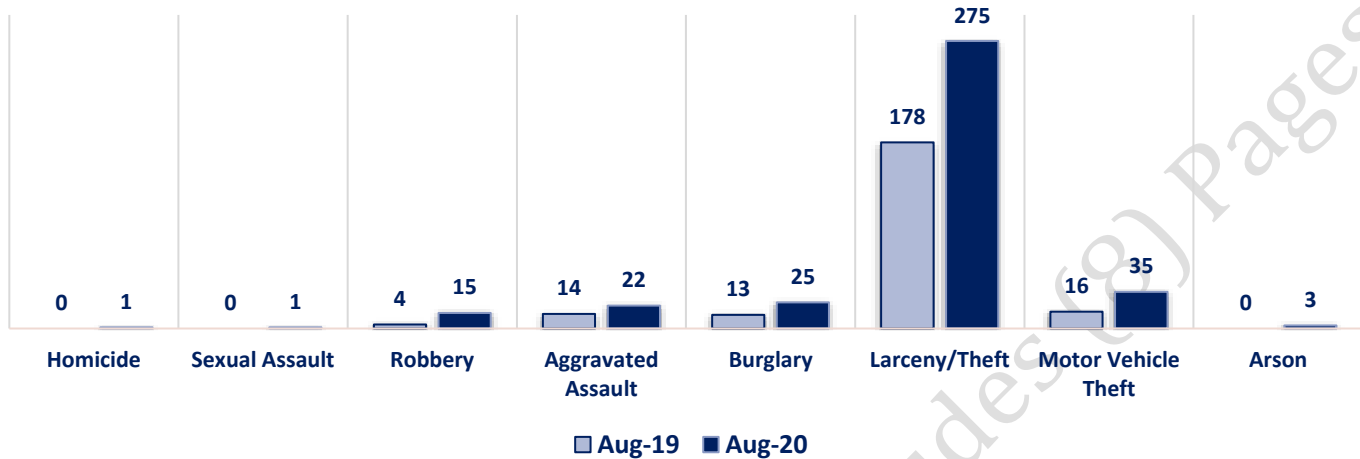
Offenses

PART I OFFENSES VIOLENT PROPERTY		OFFENSE		AUG 19	AUG 20	PART II OFFENSES	
		Homicide		0	1		
		Sexual Assault		0	1		
		Robbery		4	15		
		Aggravated Assault		14	22		
		Burglary		13	25		
		Larceny/Theft		178	275		
		Motor Vehicle Theft		16	35		
		Arson		0	3		
		PART I TOTALS		225	377		
NON-UCR OFFENSES		Ambulance Calls		26	34	PART II OFFENSES	
		Deaths		4	3		
		Missing Persons		4	1		
		Suicides		1	1		
		Suspicious Activity		27	22		
		Traffic Accidents		77	57		
		All Other		218	199		
		NON-UCR TOTALS		357	317		
TOTALS		PART I OFFENSES		225	377	PART II OFFENSES	
		PART II OFFENSES		533	565		
		NON-UCR OFFENSES		357	317		
TOTAL		1115	1259				

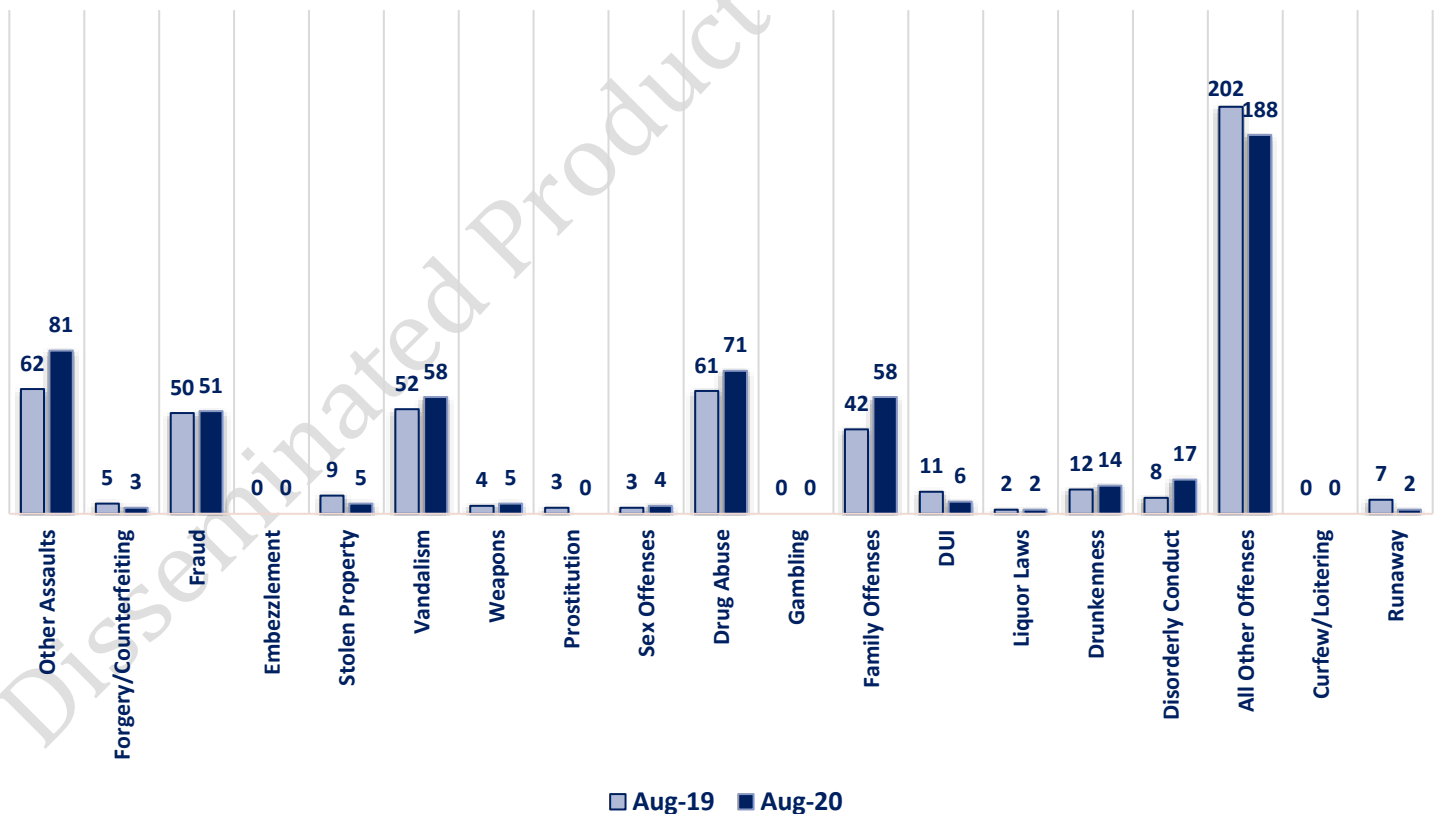
AUGUST 2020- PART I & II OFFENSE PERCENTAGES



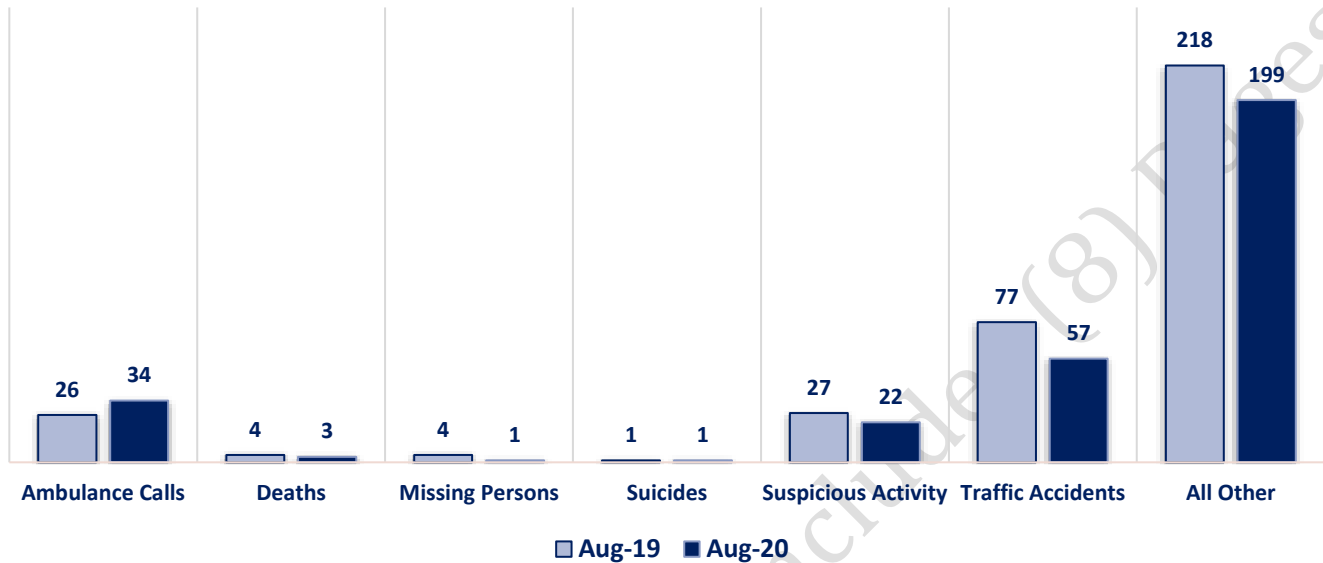
Part I Offenses



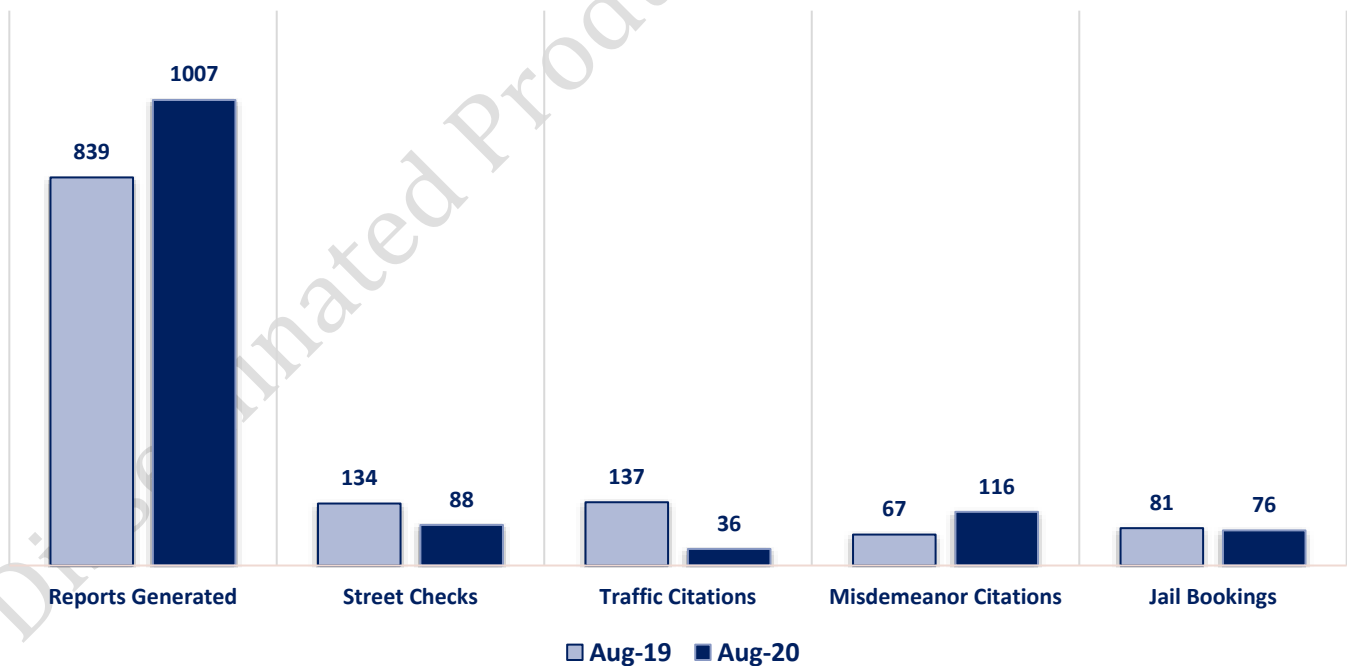
Part II Offenses



Non-UCR Offenses

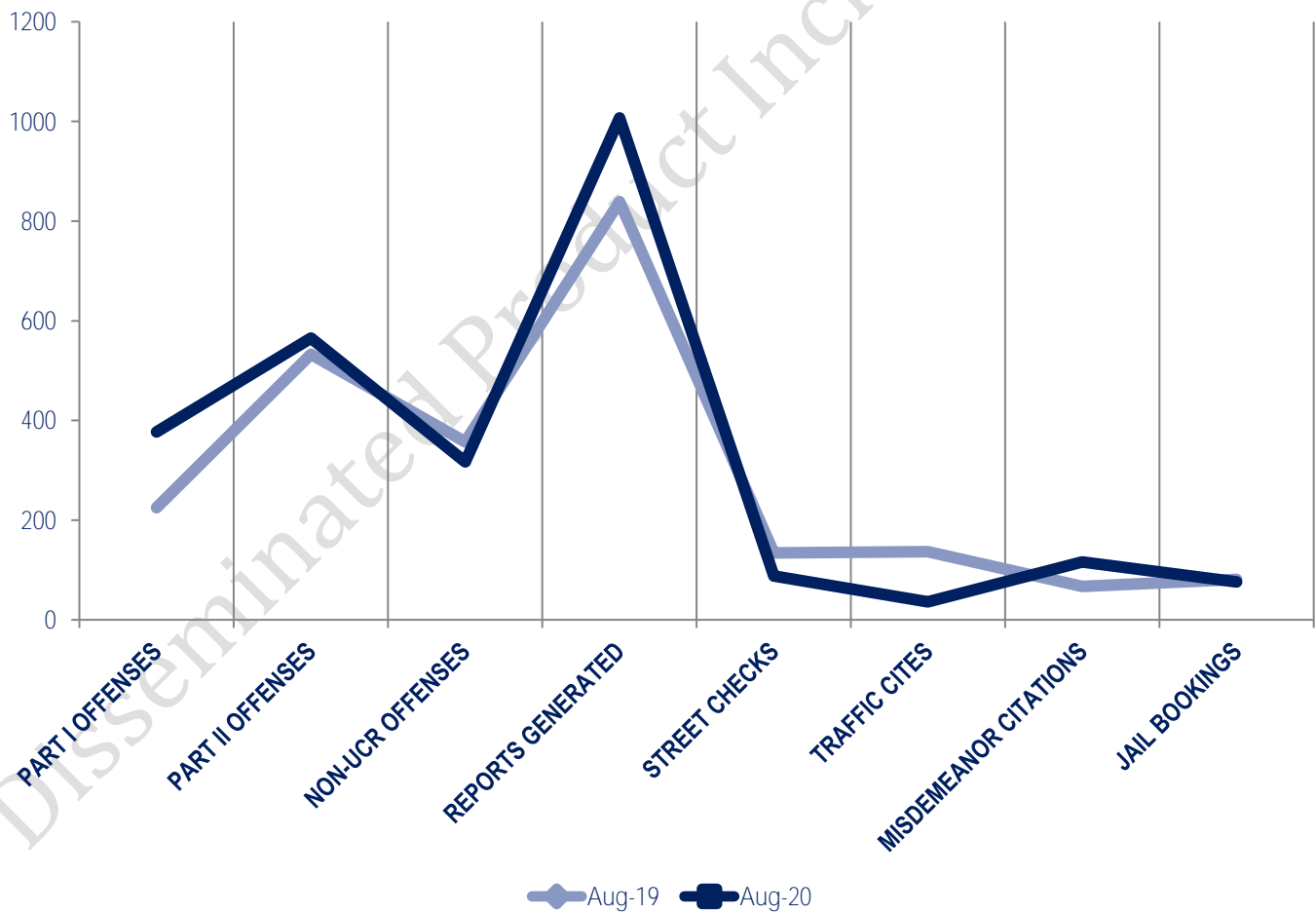


Other Event Totals



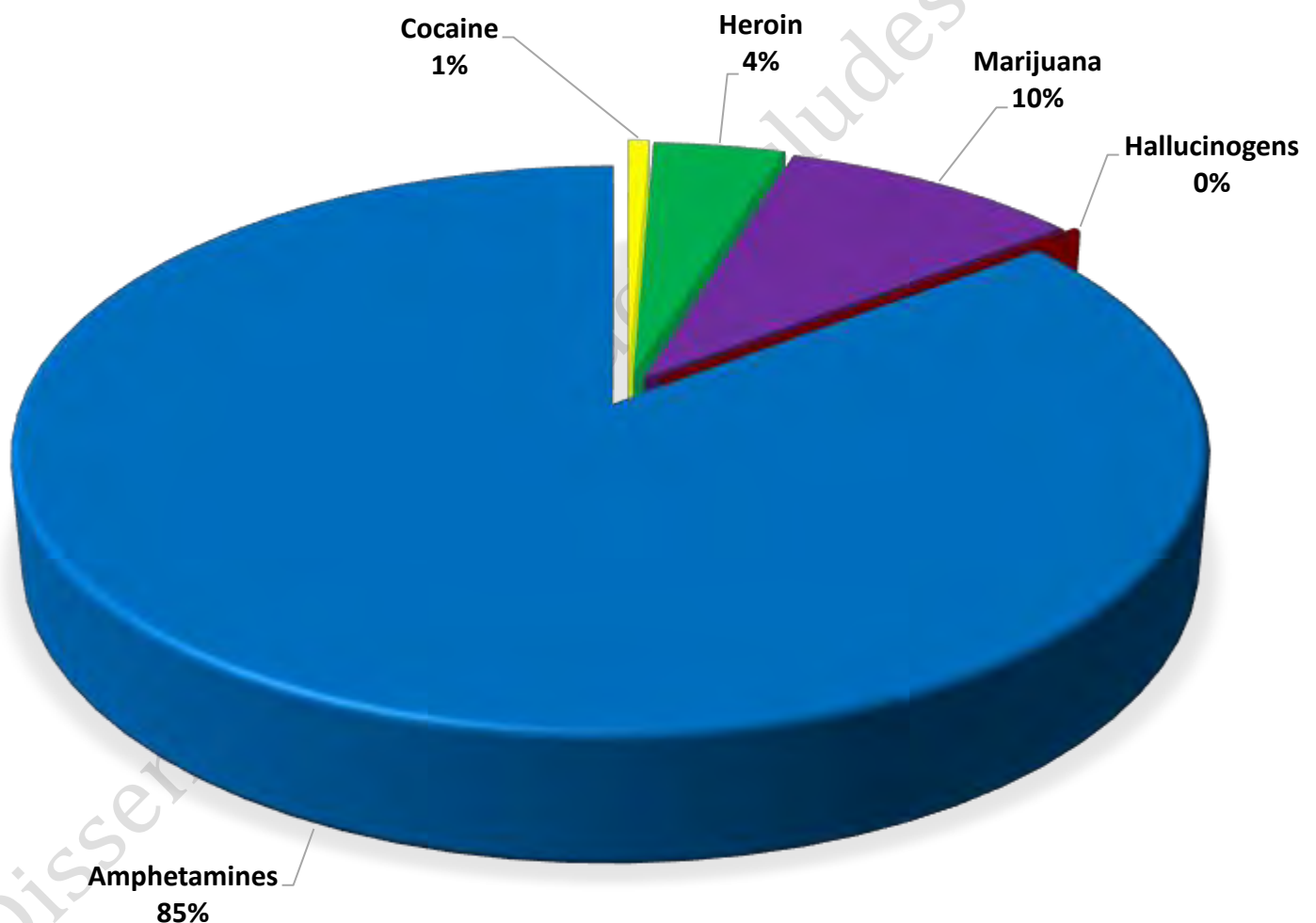
Combined Offense/Event Trends

	AUG 2019	AUG 2020
Part I Offenses	225	377
Part II Offenses	533	565
NonUCR Offenses	357	317
Reports Generated	839	1007
Street Checks	134	88
Traffic Citations	137	36
Misdemeanor Citations	67	116
Jail Bookings	81	76

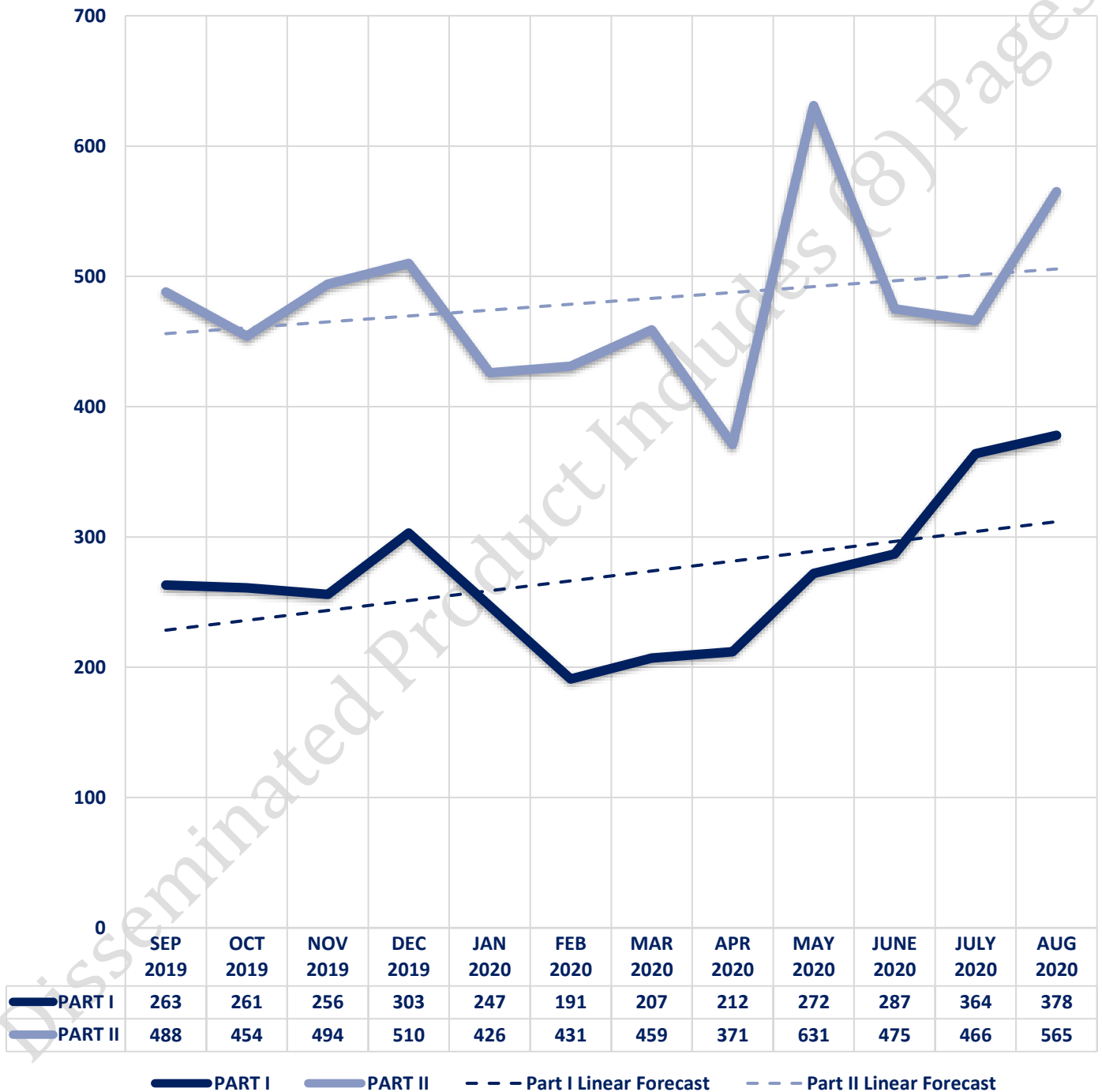


Seized Drugs

TYPE	DOSES	STREET VALUE
Cocaine	39.0	\$ 390.00
Heroin	244.0	\$ 2,440.00
Marijuana	562.8	\$ 3,376.54
Hallucinogens	1.6	\$ 3.17
Amphetamines	4991.0	\$ 49,910.00
TOTAL	5838.3	\$ 56,119.71



Part I & II Offenses - One Year





CITY COUNCIL DISTRICT #5 MONTHLY OFFENSE SUMMARY

SEPTEMBER 2020

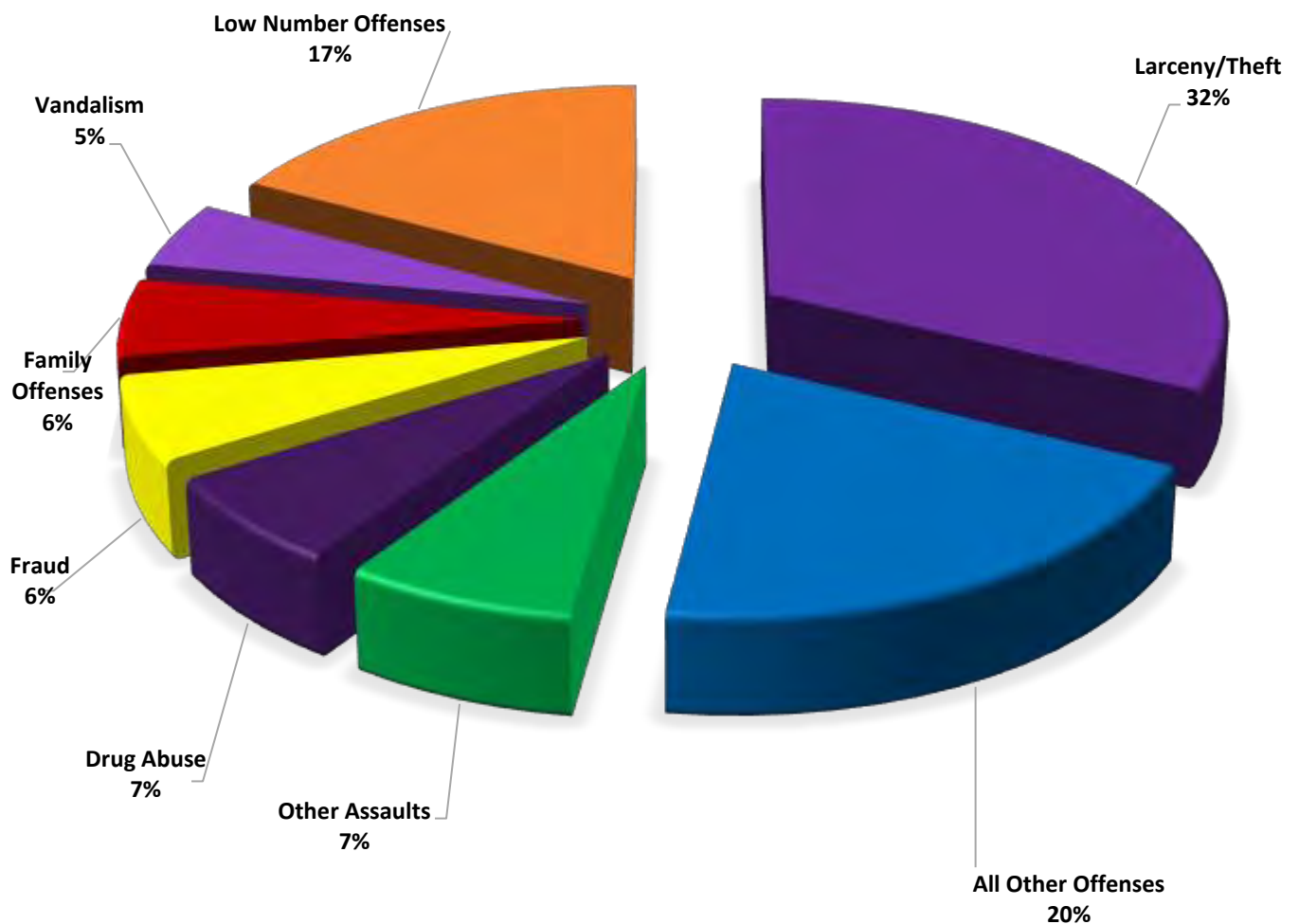
These figures represent preliminary counts of original Police Incident Reports and include all offenses within the above listed City Council District only. Full statistical analysis to determine the confidence level of this data has not been performed. The results contained herein are **approximate in relation to the listed area and may not fully coincide with data shown in other areas of SLCPD's Crime Statistics** page such as Calls for Service, Crimes Trending, and Crime Reports due to and reflective of departmental procedures that were in place at the time the event occurred and the date this data was compiled. Results displayed are not distinguished as attempted or completed crimes, do not include other calls for police service, and only represent police service where a report was made. Police Incident Reports are classified by primary offense categories as defined by the Uniform Crime Reporting (UCR) system, however for this report all offenses are included, and each incident may have more than one offense listed on it. In cases where there is more than one offense listed, all offenses are counted individually. Although every reasonable verification effort is made, the accuracy of any data is subject to the constraints of the report generation process as well as the manner, format, and point in time of any query.

PART I OFFENSES:	Chosen by the FBI as Part I Offenses because they are serious crimes that occur with regularity in all areas of the country and are likely to be reported to Police.
PART II OFFENSES:	All other crimes other than the eight Part I Offenses. The Uniform Crime Reporting Program gathers only arrest data for Part II Offenses, however, SLCPD results displayed in this document display all Part II Offenses, regardless of the presence of arrest data.
ALL OTHER OFFENSES:	Under the Part II Offense section, 'All Other Offenses' include Peeping Tom, Trespass, Kidnap/Abduction, Pornography, Extortion/Blackmail, Bribery, Warrants, Sexual Offenses, Obstruction, Public Peace, and Hit & Run.
NON-UCR OFFENSES:	Non-UCR Offenses include reports for all other offenses not classified as a Part I or Part II Offense. Results displayed separate some of these offenses such as Ambulance Calls, Deaths, Missing Persons, Suicides, Suspicious Activity, and Traffic Accidents.
ALL OTHER NON-UCR:	Under the Non-UCR category, 'All Other' include the remainder of offenses not classified as Part I or Part II and not separated from the Non-UCR Offenses. These include things such as Loud Parties, Barking Dogs, Mentally Ill Subjects, Citizen Assistance, etc.
LOW NUMBER OFFENSES:	On page two, in the interest of space and allowing for easier viewing, the category titled 'Low Number Offenses' include Part I and Part II Offenses from page one that have totals under the amount of 36.

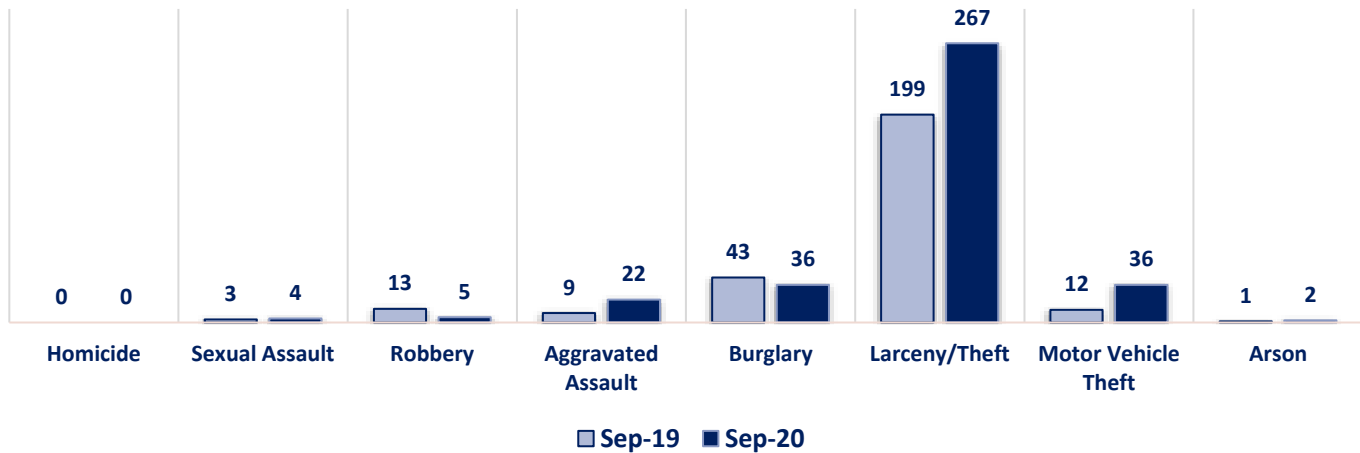
Offenses

PART I OFFENSES	OFFENSE	SEPT 19	SEPT 20	OFFENSE	SEPT 19	SEPT 20
	Homicide	0	0	Other Assaults	57	61
	Sexual Assault	3	4	Forgery/Counterfeit	5	6
	Robbery	13	5	Fraud	40	51
	Aggravated Assault	9	22	Embezzlement	0	0
	Burglary	43	36	Stolen Property	5	8
	Larceny/Theft	199	267	Vandalism	42	40
	Motor Vehicle Theft	12	36	Weapons	4	5
	Arson	1	2	Prostitution	15	4
NON-UCR OFFENSES	PART I TOTALS	280	372	Sex Offenses	6	3
	Ambulance Calls	29	36	Drug Abuse	80	55
	Deaths	3	4	Gambling	0	0
	Missing Persons	5	2	Family Offenses	38	47
	Suicides	1	1	DUI	10	1
	Suspicious Activity	26	27	Liquor Laws	2	0
	Traffic Accidents	71	47	Drunkenness	10	3
	All Other	169	180	Disorderly Conduct	14	7
	NON-UCR TOTALS	304	297	All Other Offenses	194	167
TOTALS	PART I OFFENSES	280	372	Curfew/Loitering	0	0
	PART II OFFENSES	531	459	Runaway	9	1
	NON-UCR OFFENSES	304	297	PART II TOTALS	531	459
	TOTAL	1115	1128			

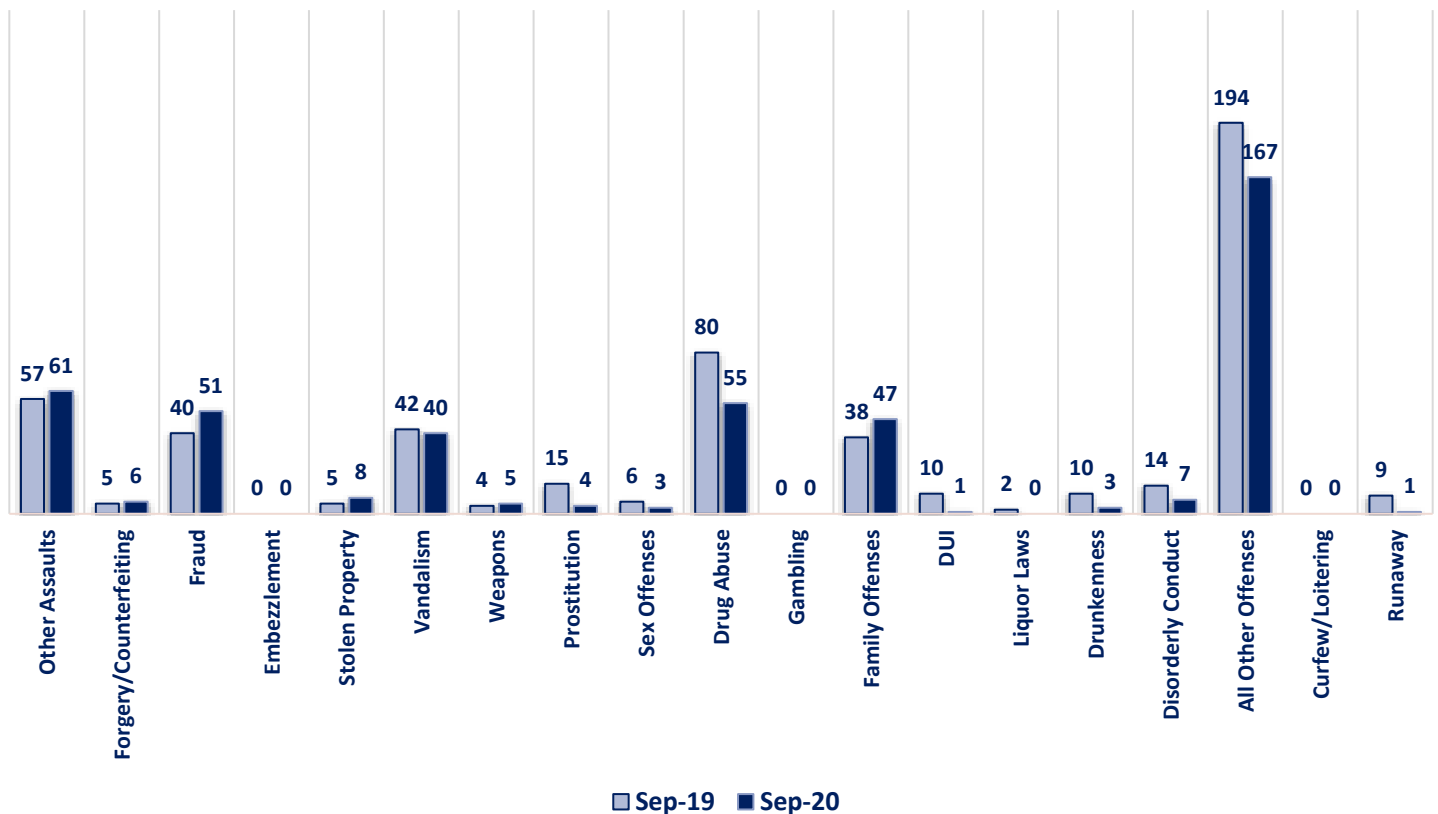
SEPTEMBER 2020 - PART I & II OFFENSE PERCENTAGES



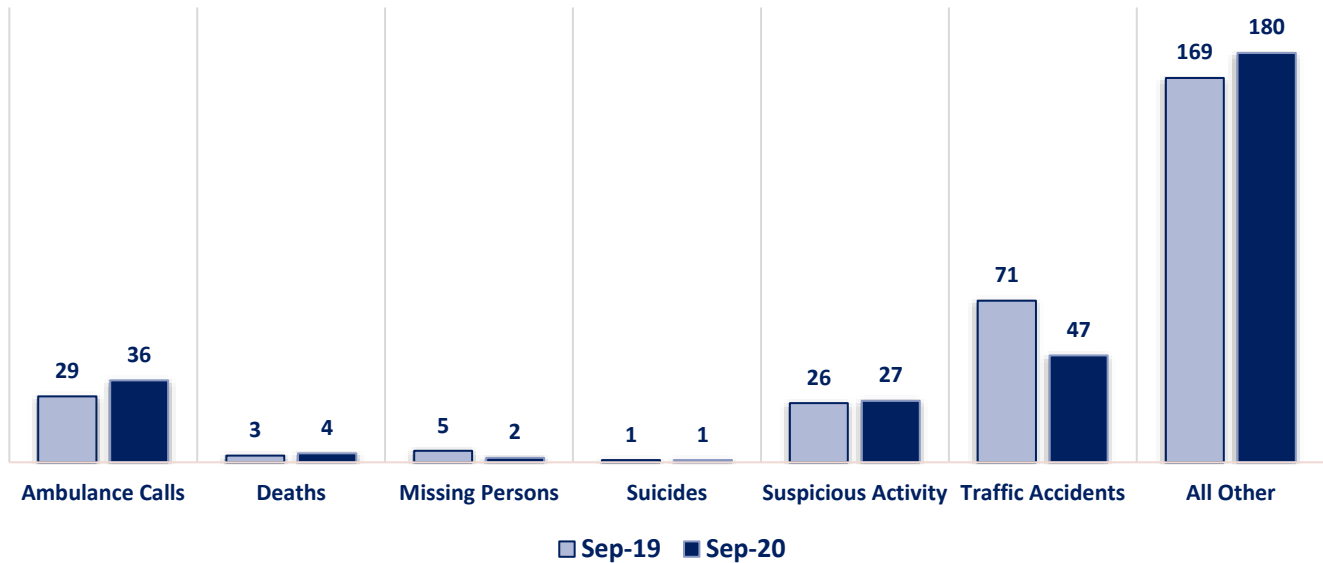
Part I Offenses



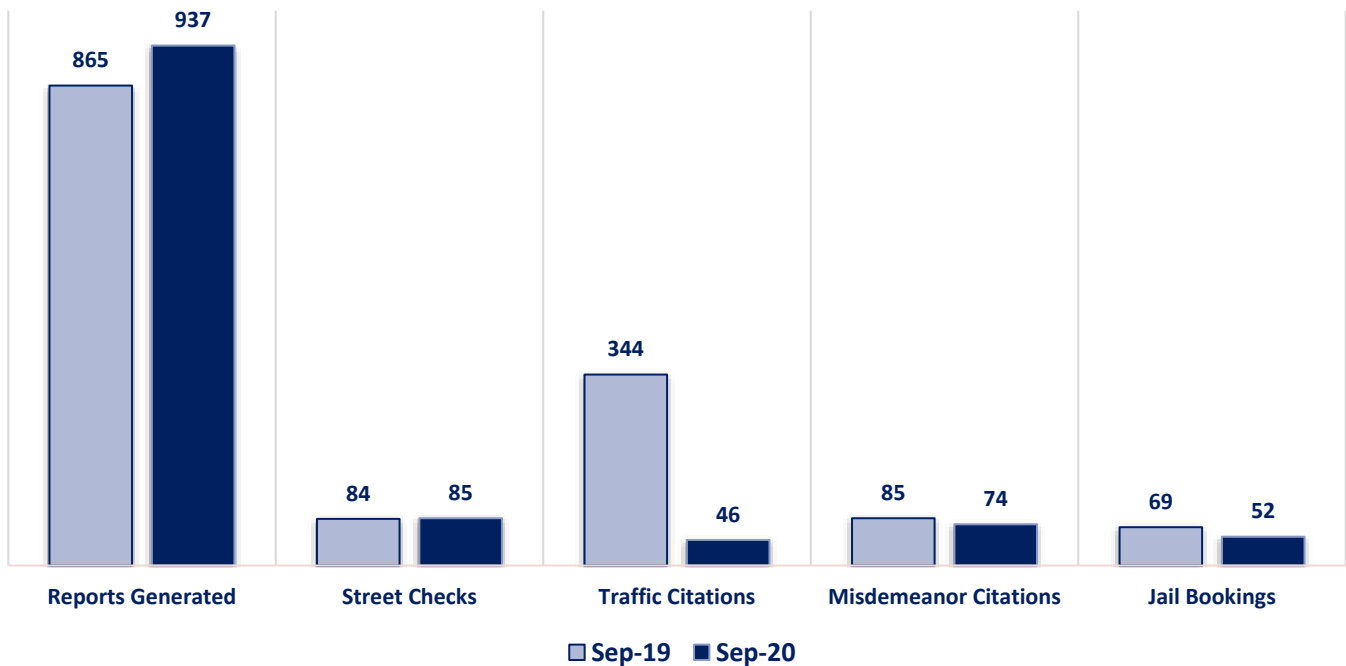
Part II Offenses



Non-UCR Offenses

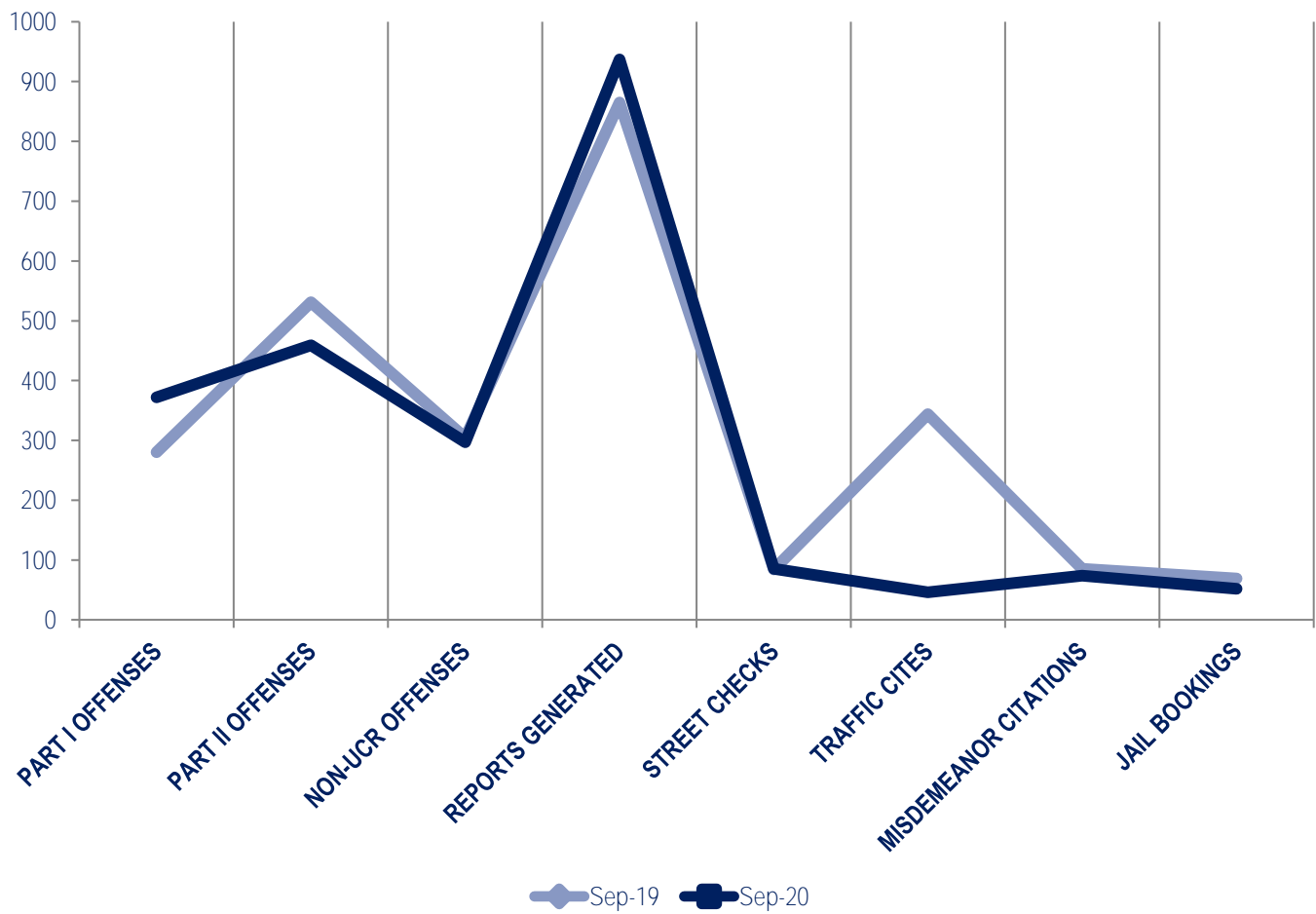


Other Event Totals



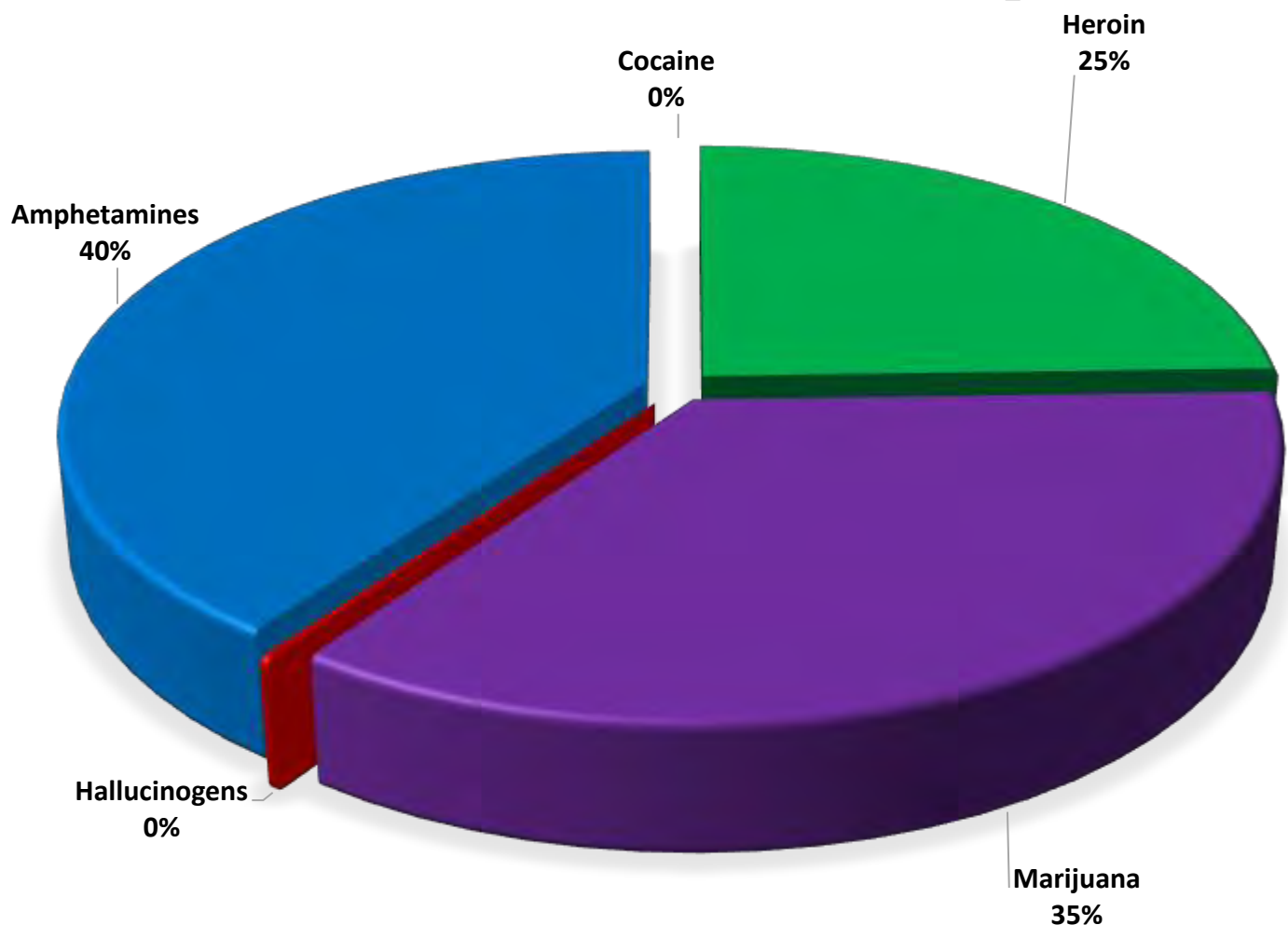
Combined Offense/Event Trends

	SEPT 2019	SEPT 2020
Part I Offenses	280	372
Part II Offenses	531	459
NonUCR Offenses	304	297
Reports Generated	865	937
Street Checks	84	85
Traffic Citations	344	46
Misdemeanor Citations	85	74
Jail Bookings	69	52

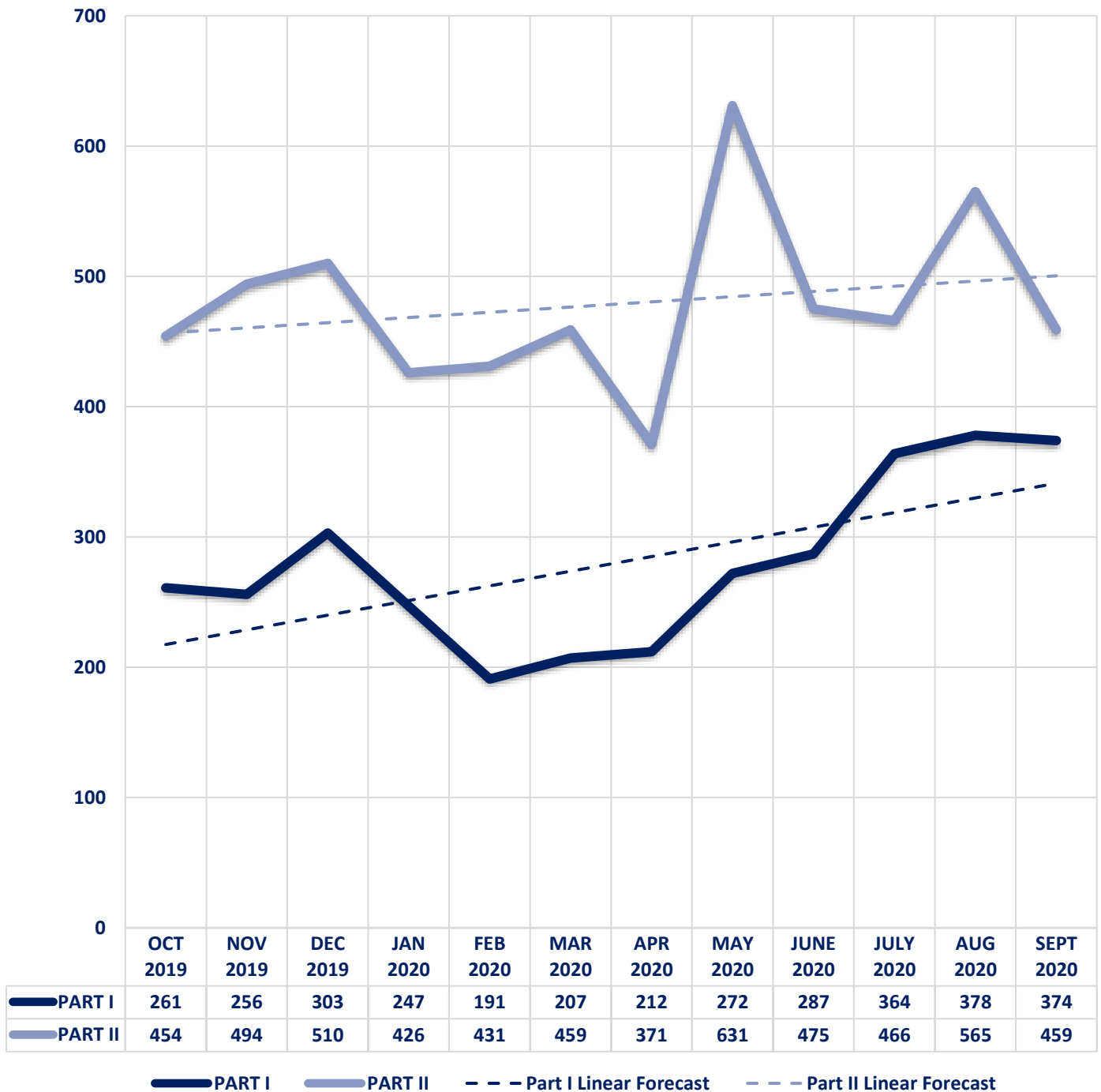


Seized Drugs

TYPE	DOSES	STREET VALUE
Cocaine	0.0	\$ -
Heroin	429.1	\$ 4,291.00
Marijuana	615.3	\$ 3,691.51
Hallucinogens	3.7	\$ 7.47
Amphetamines	700.8	\$ 7,007.50
TOTAL	1748.8	\$ 14,997.48



Part I & II Offenses - One Year





CITY COUNCIL DISTRICT #5 MONTHLY OFFENSE SUMMARY

October 2020

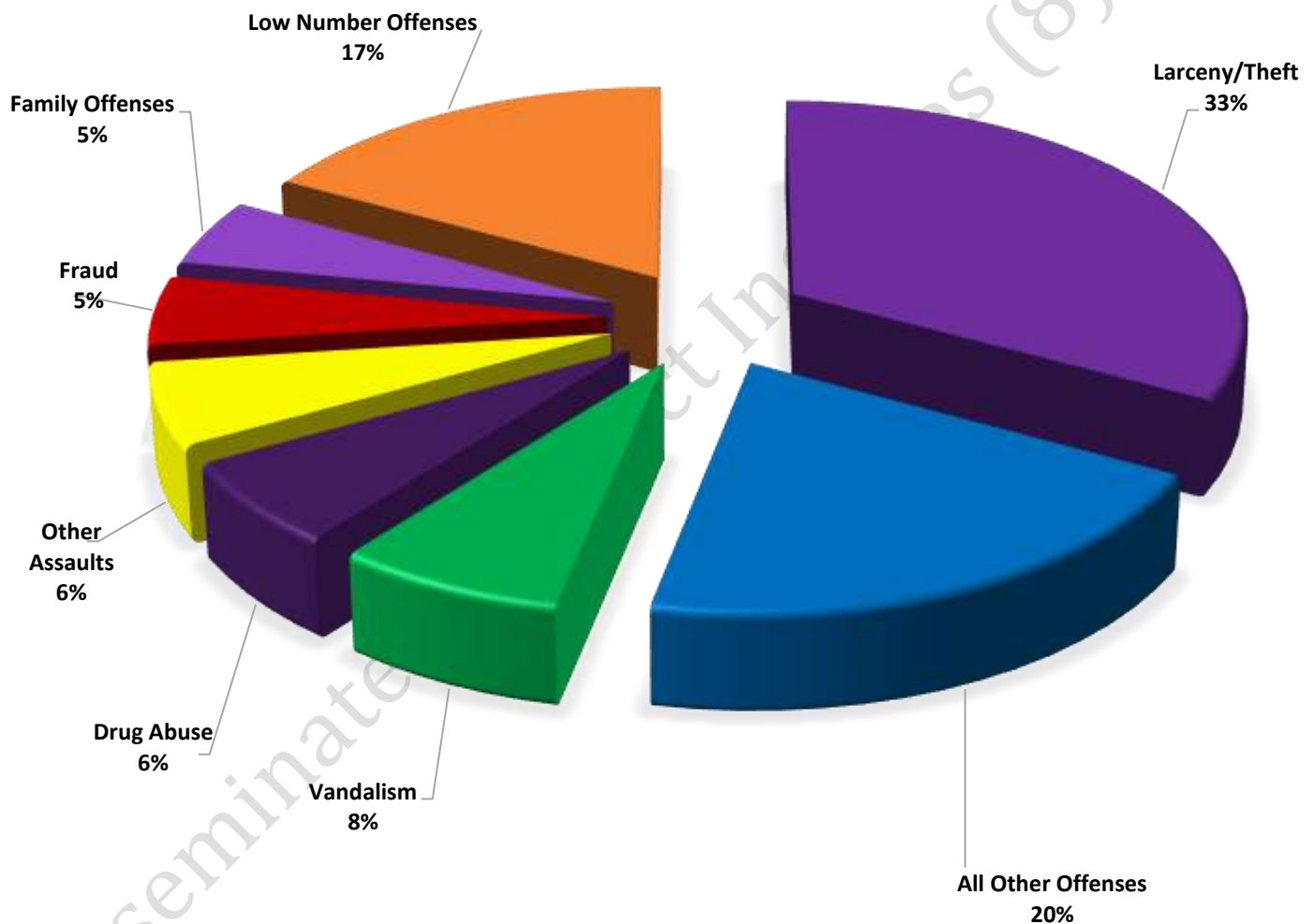
These figures represent preliminary counts of original Police Incident Reports and include all offenses within the above listed City Council District only. Full statistical analysis to determine the confidence level of this data has not been performed. The results contained herein are **approximate in relation to the listed area and may not fully coincide with data shown in other areas of SLCPD's Crime Statistics** page such as Calls for Service, Crimes Trending, and Crime Reports due to and reflective of departmental procedures that were in place at the time the event occurred and the date this data was compiled. Results displayed are not distinguished as attempted or completed crimes, do not include other calls for police service, and only represent police service where a report was made. Police Incident Reports are classified by primary offense categories as defined by the Uniform Crime Reporting (UCR) system, however for this report all offenses are included, and each incident may have more than one offense listed on it. In cases where there is more than one offense listed, all offenses are counted individually. Although every reasonable verification effort is made, the accuracy of any data is subject to the constraints of the report generation process as well as the manner, format, and point in time of any query.

PART I OFFENSES:	Chosen by the FBI as Part I Offenses because they are serious crimes that occur with regularity in all areas of the country and are likely to be reported to Police.
PART II OFFENSES:	All other crimes other than the eight Part I Offenses. The Uniform Crime Reporting Program gathers only arrest data for Part II Offenses, however, SLCPD results displayed in this document display all Part II Offenses, regardless of the presence of arrest data.
ALL OTHER OFFENSES:	Under the Part II Offense section, 'All Other Offenses' include Peeping Tom, Trespass, Kidnap/Abduction, Pornography, Extortion/Blackmail, Bribery, Warrants, Sexual Offenses, Obstruction, Public Peace, and Hit & Run.
NON-UCR OFFENSES:	Non-UCR Offenses include reports for all other offenses not classified as a Part I or Part II Offense. Results displayed separate some of these offenses such as Ambulance Calls, Deaths, Missing Persons, Suicides, Suspicious Activity, and Traffic Accidents.
ALL OTHER NON-UCR:	Under the Non-UCR category, 'All Other' include the remainder of offenses not classified as Part I or Part II and not separated from the Non-UCR Offenses. These include things such as Loud Parties, Barking Dogs, Mentally Ill Subjects, Citizen Assistance, etc.
LOW NUMBER OFFENSES:	On page two, in the interest of space and allowing for easier viewing, the category titled 'Low Number Offenses' include Part I and Part II Offenses from page one that have totals under the amount of 35.

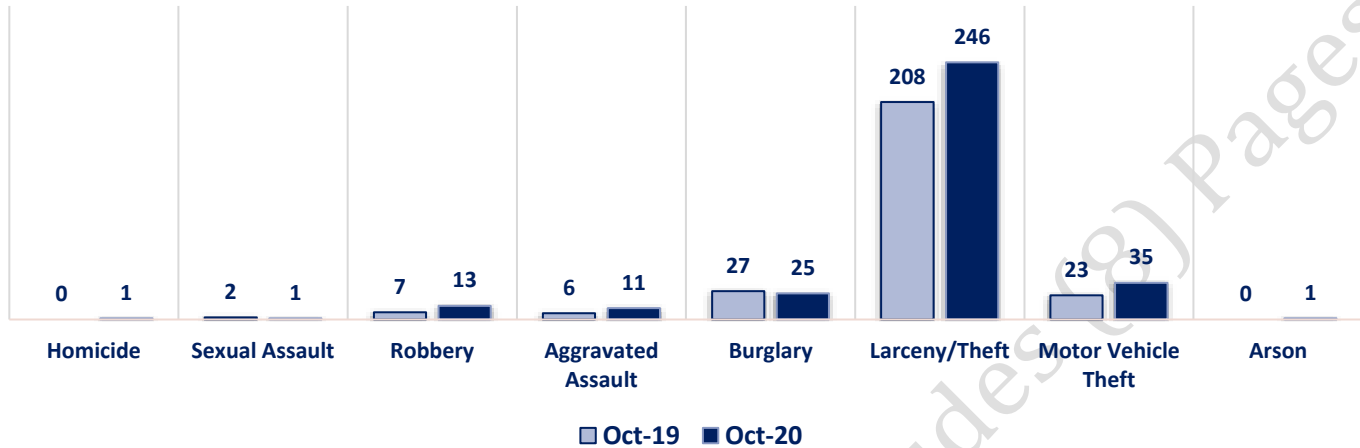
Offenses

PART I OFFENSES VIOLENT PROPERTY		OFFENSE		OCT 19	OCT 20	PART II OFFENSES	
		Homicide		0	1		
		Sexual Assault		2	1		
		Robbery		7	13		
		Aggravated Assault		6	11		
		Burglary		27	25		
		Larceny/Theft		208	246		
		Motor Vehicle Theft		23	35		
		Arson		0	1		
		PART I TOTALS		273	333		
NON-UCR OFFENSES		Ambulance Calls		27	29	PART II OFFENSES	
		Deaths		4	4		
		Missing Persons		8	2		
		Suicides		1	0		
		Suspicious Activity		24	20		
		Traffic Accidents		81	62		
		All Other		173	166		
		NON-UCR TOTALS		318	283		
TOTALS		PART I OFFENSES		273	333	PART II OFFENSES	
		PART II OFFENSES		480	414		
		NON-UCR OFFENSES		318	283		
TOTAL		1071	1030	TOTAL		1071	1030

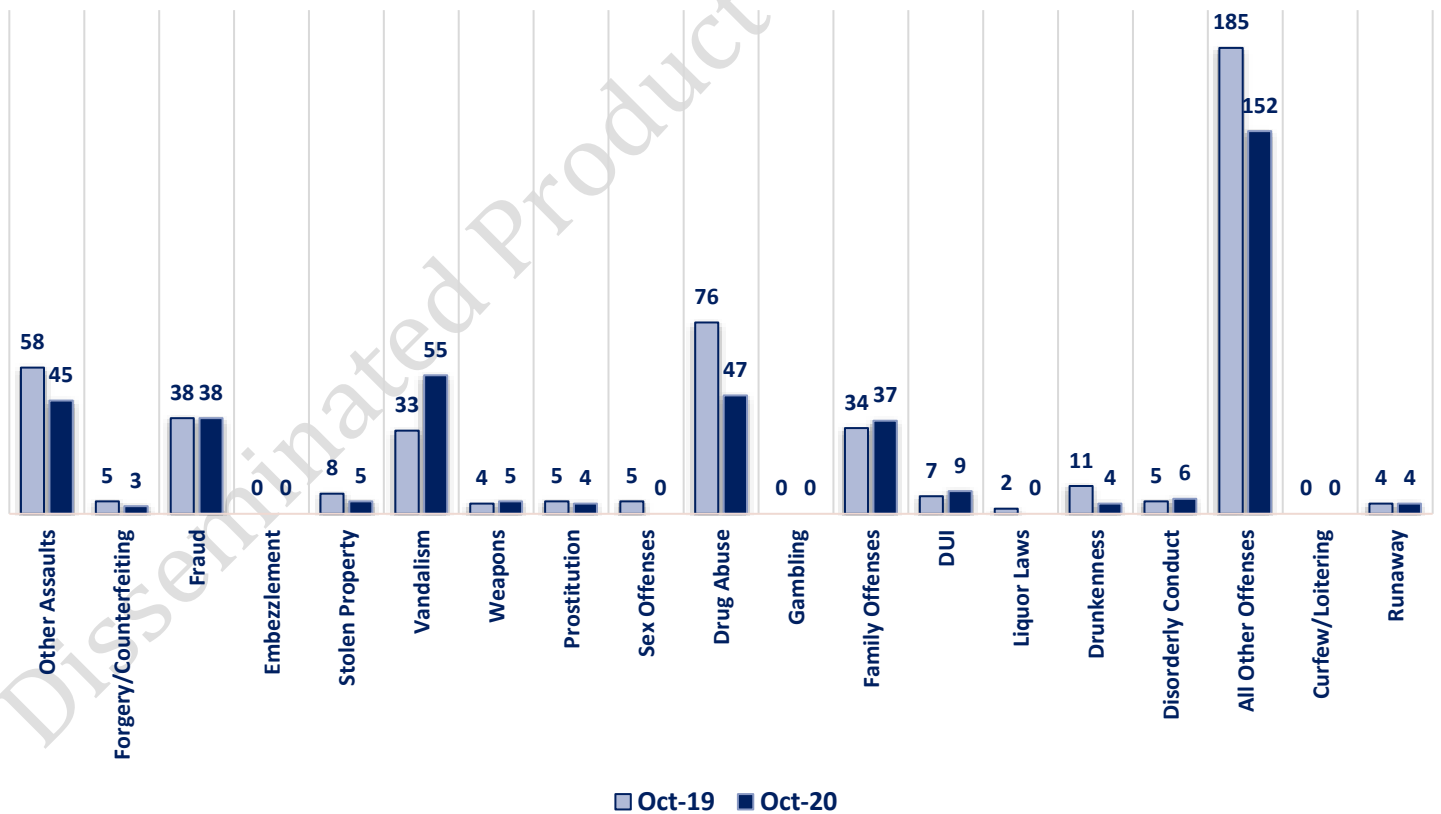
MAY 2020- PART I & II OFFENSE PERCENTAGES



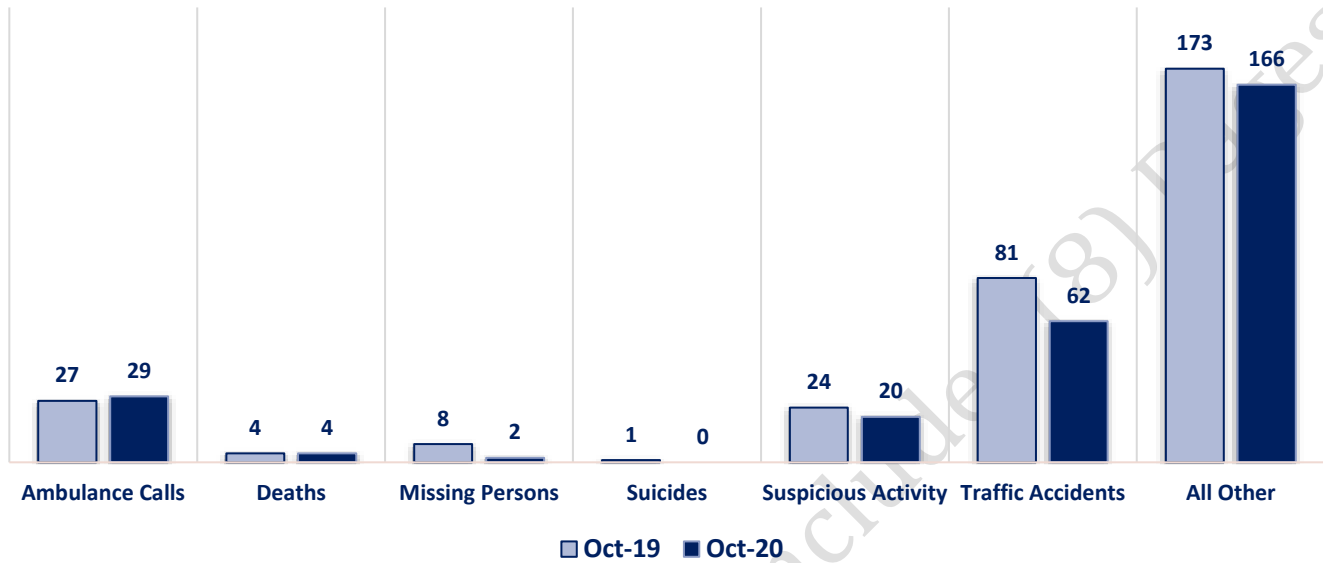
Part I Offenses



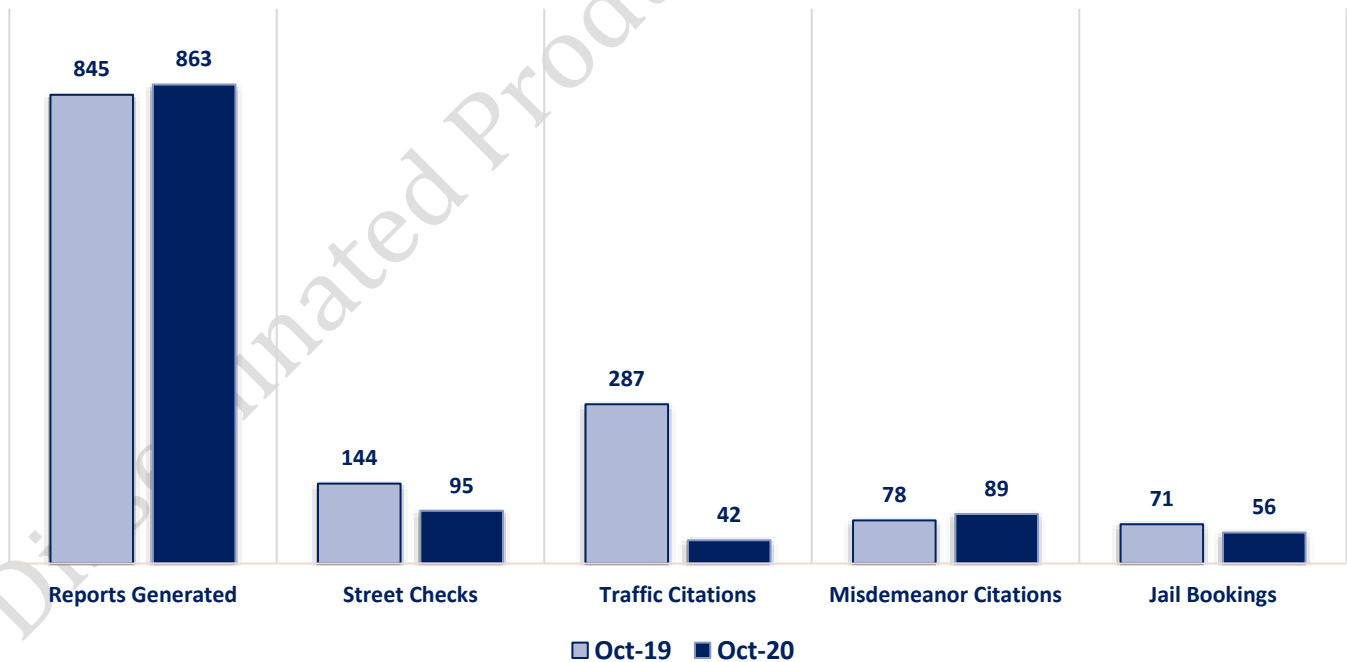
Part II Offenses



Non-UCR Offenses

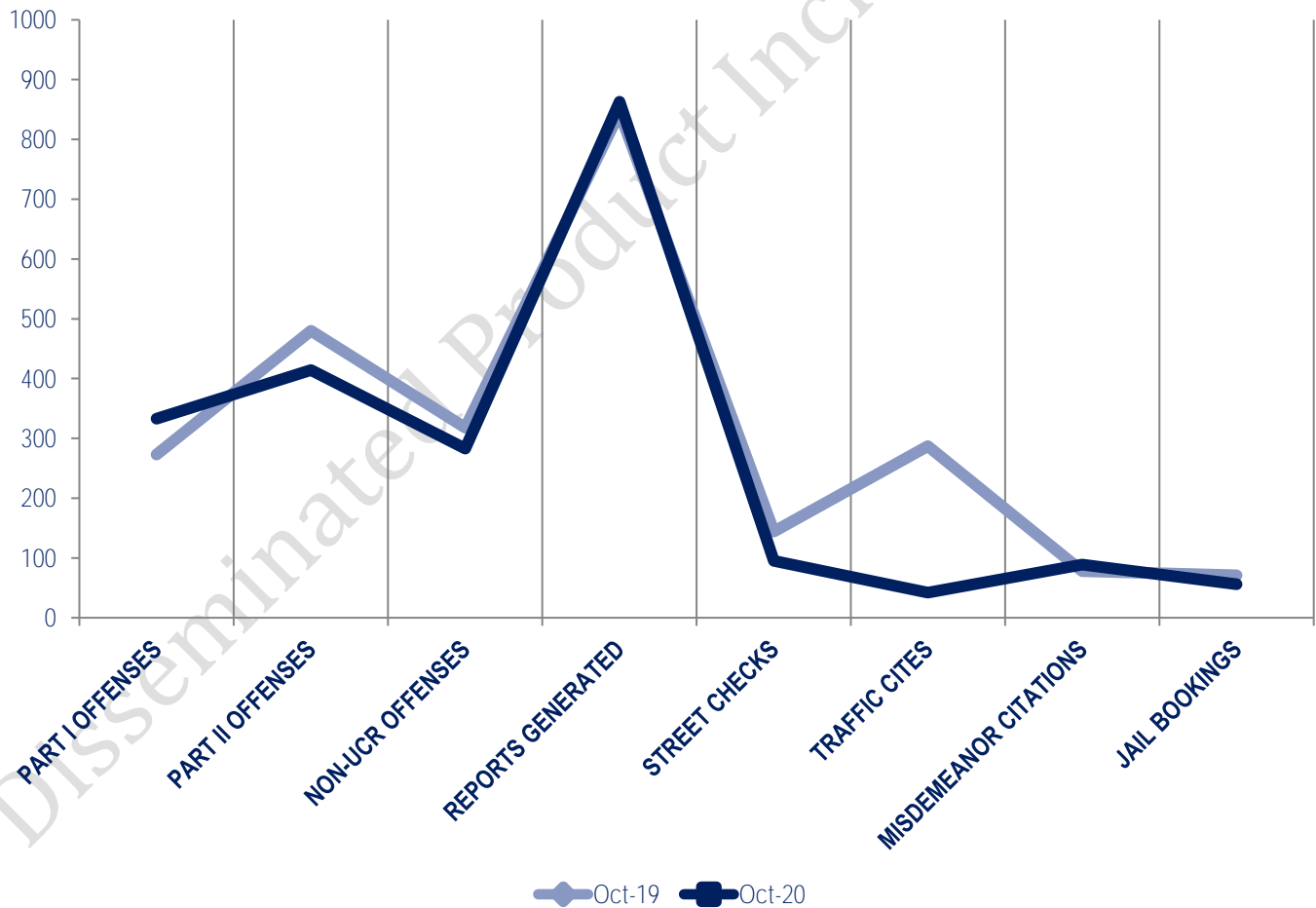


Other Event Totals



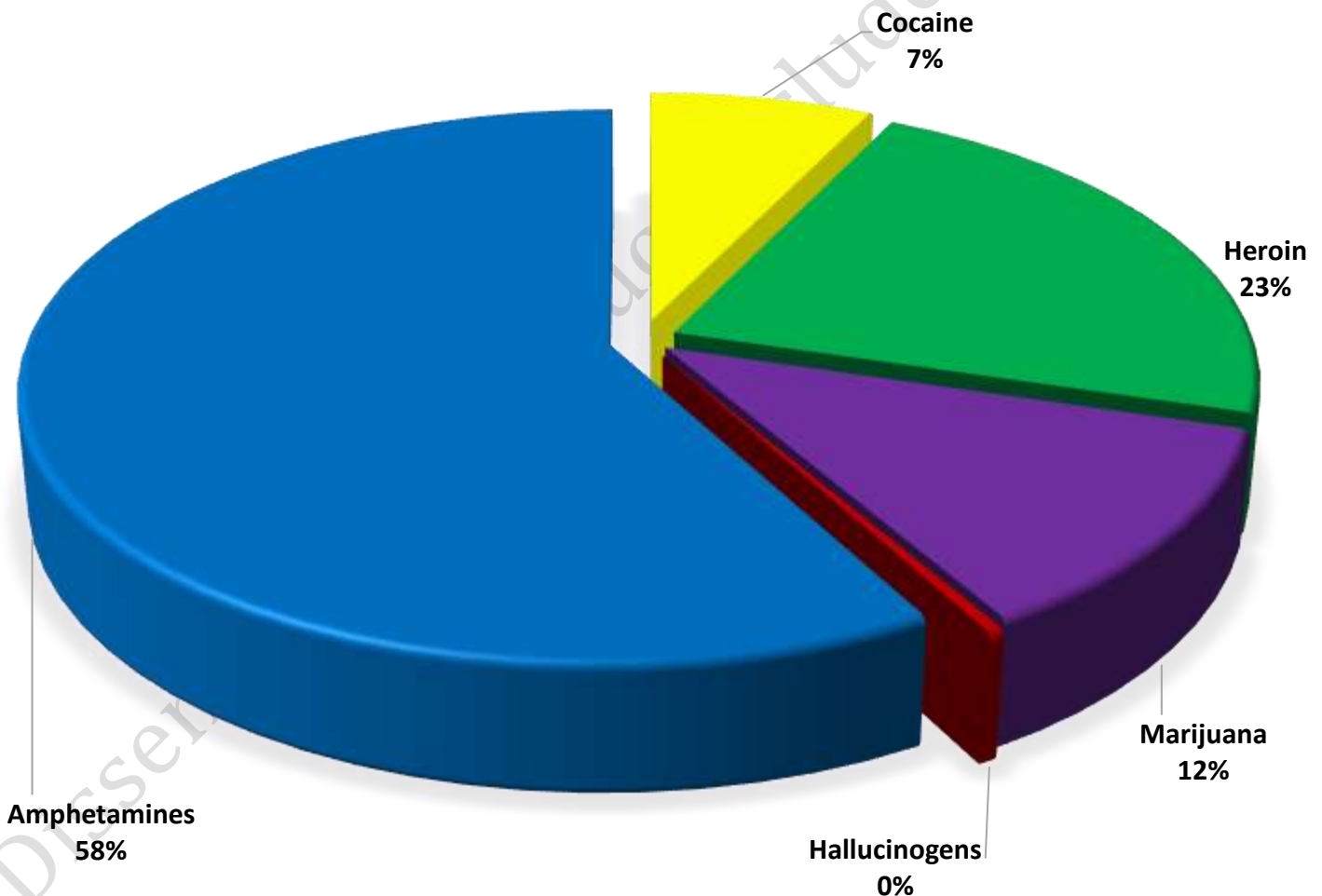
Combined Offense/Event Trends

	OCT 2019	OCT 2020
Part I Offenses	273	333
Part II Offenses	480	414
NonUCR Offenses	318	283
Reports Generated	845	863
Street Checks	144	95
Traffic Citations	287	42
Misdemeanor Citations	78	89
Jail Bookings	71	56

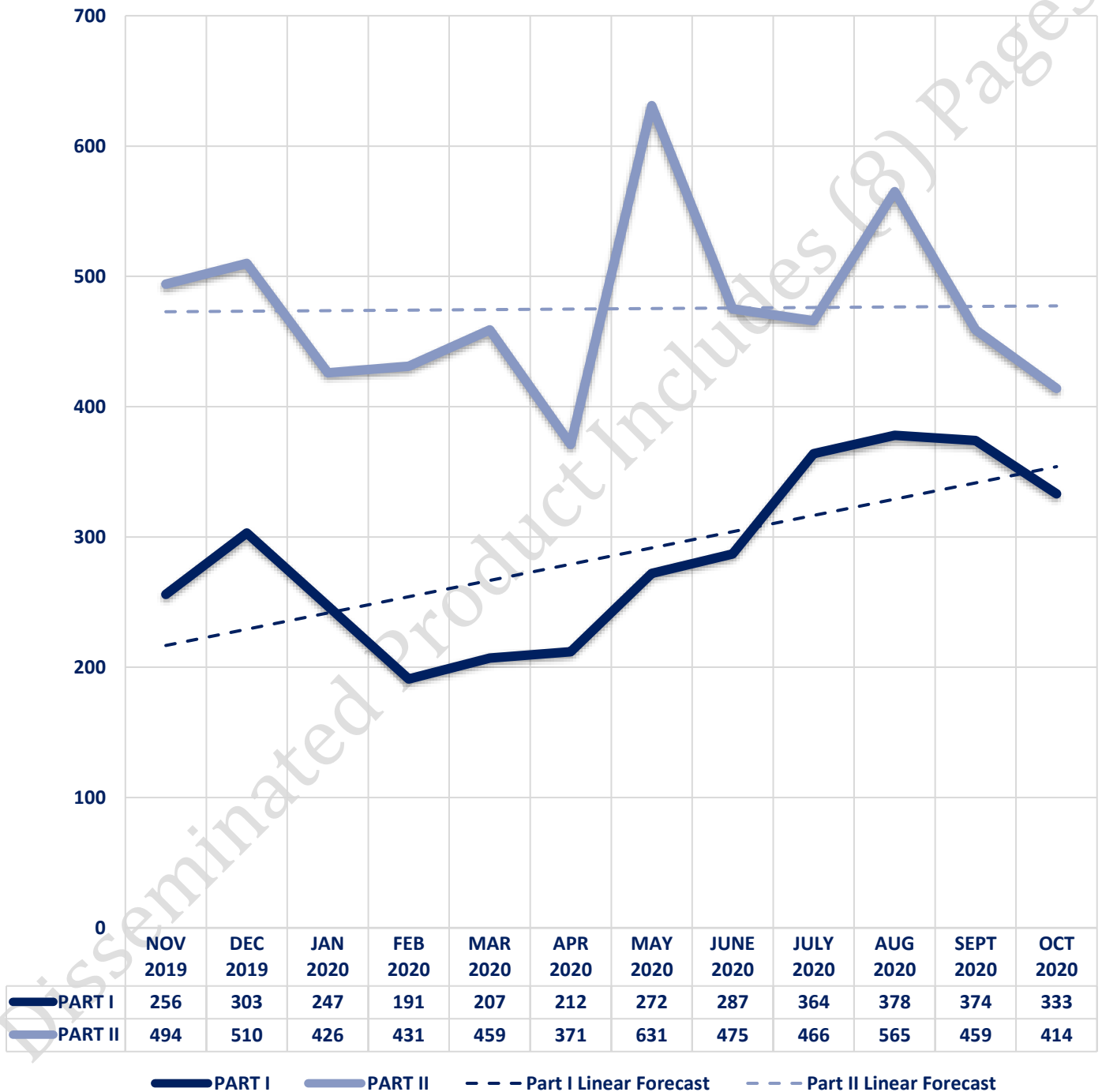


Seized Drugs

TYPE	DOSES	STREET VALUE
Cocaine	413.0	\$ 4,130.00
Heroin	1282.5	\$ 12,825.00
Marijuana	685.6	\$ 4,113.82
Hallucinogens	21.0	\$ 41.98
Amphetamines	3316.7	\$ 33,166.99
TOTAL	5718.8	\$ 54,277.79



Part I & II Offenses - One Year





CITY COUNCIL DISTRICT #5 MONTHLY OFFENSE SUMMARY

November 2020

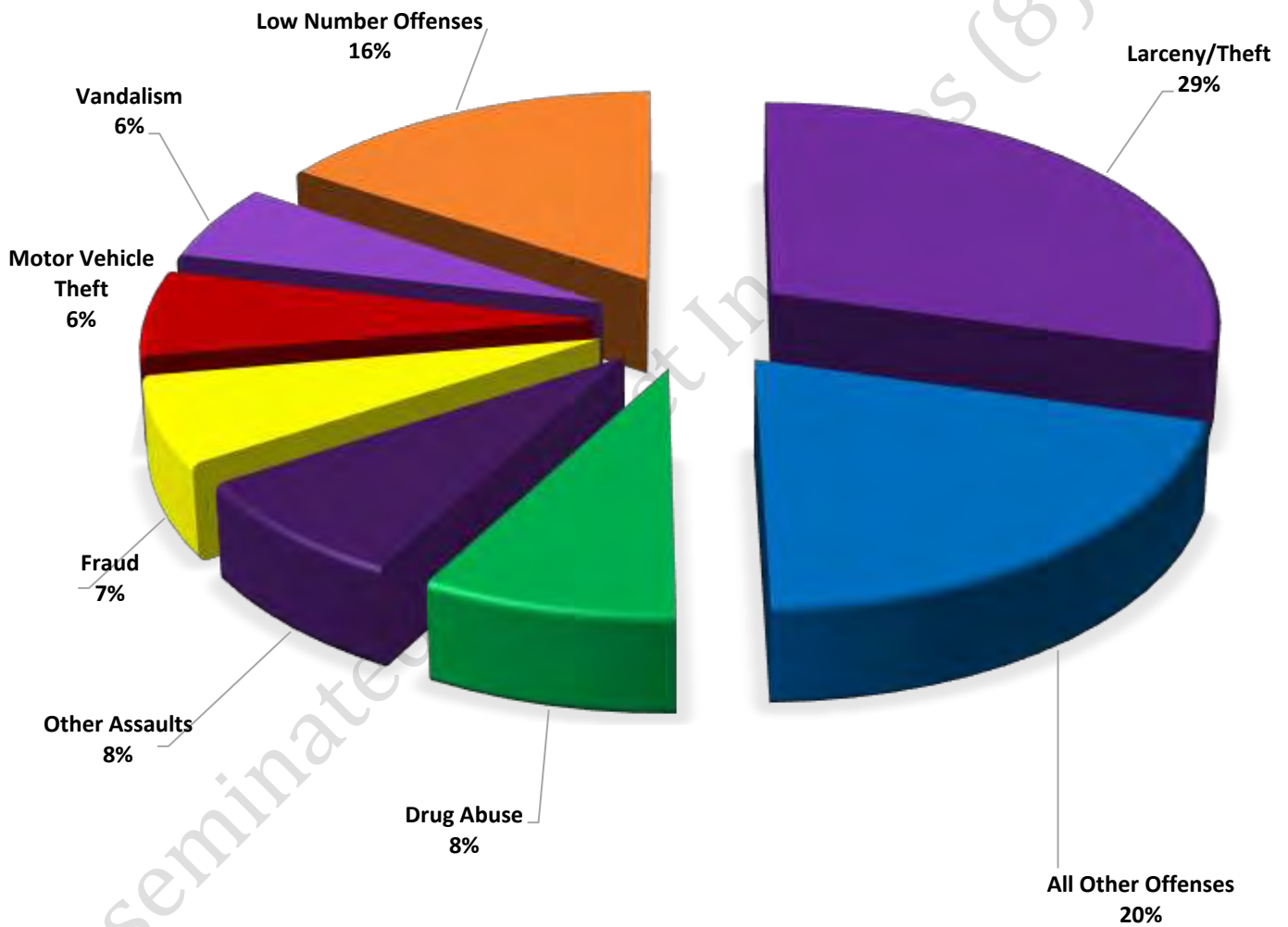
These figures represent preliminary counts of original Police Incident Reports and include all offenses within the above listed City Council District only. Full statistical analysis to determine the confidence level of this data has not been performed. The results contained herein are **approximate in relation to the listed area and may not fully coincide with data shown in other areas of SLCPD's Crime Statistics** page such as Calls for Service, Crimes Trending, and Crime Reports due to and reflective of departmental procedures that were in place at the time the event occurred and the date this data was compiled. Results displayed are not distinguished as attempted or completed crimes, do not include other calls for police service, and only represent police service where a report was made. Police Incident Reports are classified by primary offense categories as defined by the Uniform Crime Reporting (UCR) system, however for this report all offenses are included, and each incident may have more than one offense listed on it. In cases where there is more than one offense listed, all offenses are counted individually. Although every reasonable verification effort is made, the accuracy of any data is subject to the constraints of the report generation process as well as the manner, format, and point in time of any query.

PART I OFFENSES:	Chosen by the FBI as Part I Offenses because they are serious crimes that occur with regularity in all areas of the country and are likely to be reported to Police.
PART II OFFENSES:	All other crimes other than the eight Part I Offenses. The Uniform Crime Reporting Program gathers only arrest data for Part II Offenses, however, SLCPD results displayed in this document display all Part II Offenses, regardless of the presence of arrest data.
ALL OTHER OFFENSES:	Under the Part II Offense section, 'All Other Offenses' include Peeping Tom, Trespass, Kidnap/Abduction, Pornography, Extortion/Blackmail, Bribery, Warrants, Sexual Offenses, Obstruction, Public Peace, and Hit & Run.
NON-UCR OFFENSES:	Non-UCR Offenses include reports for all other offenses not classified as a Part I or Part II Offense. Results displayed separate some of these offenses such as Ambulance Calls, Deaths, Missing Persons, Suicides, Suspicious Activity, and Traffic Accidents.
ALL OTHER NON-UCR:	Under the Non-UCR category, 'All Other' include the remainder of offenses not classified as Part I or Part II and not separated from the Non-UCR Offenses. These include things such as Loud Parties, Barking Dogs, Mentally Ill Subjects, Citizen Assistance, etc.
LOW NUMBER OFFENSES:	On page two, in the interest of space and allowing for easier viewing, the category titled 'Low Number Offenses' include Part I and Part II Offenses from page one that have totals under the amount of 37.

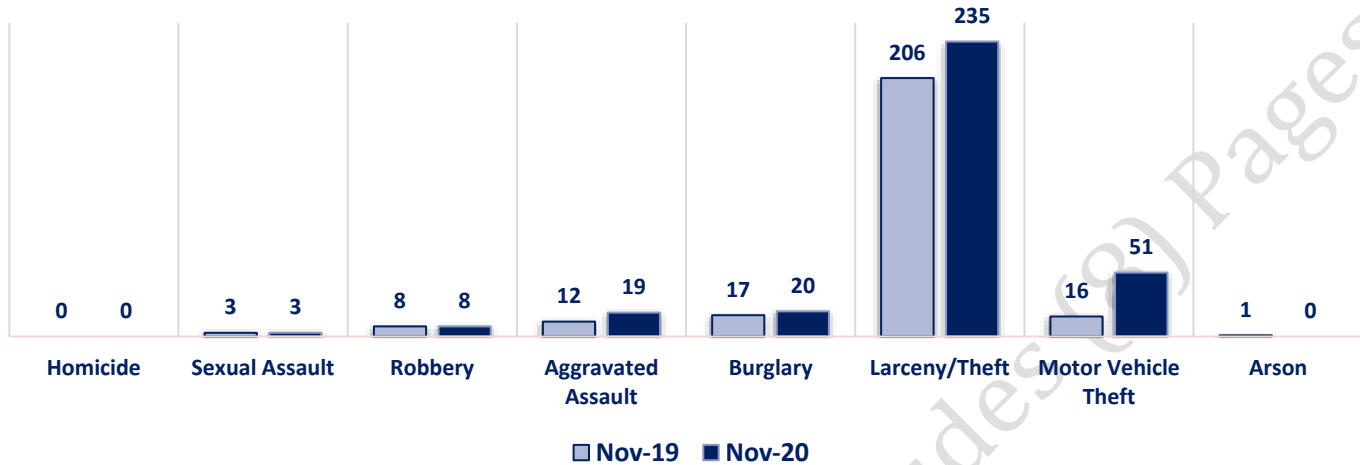
Offenses

PART I OFFENSES VIOLENT PROPERTY		OFFENSE		NOV 19	NOV 20	PART II OFFENSES	
		Homicide		0	0		
		Sexual Assault		3	3		
		Robbery		8	8		
		Aggravated Assault		12	19		
		Burglary		17	20		
		Larceny/Theft		206	235		
		Motor Vehicle Theft		16	51		
		Arson		1	0		
		PART I TOTALS		263	336		
NON-UCR OFFENSES		Ambulance Calls		21	29	PART II OFFENSES	
		Deaths		3	6		
		Missing Persons		4	4		
		Suicides		1	0		
		Suspicious Activity		24	20		
		Traffic Accidents		73	47		
		All Other		182	181		
		NON-UCR TOTALS		308	287		
TOTALS		PART I OFFENSES		263	336	PART II OFFENSES	
		PART II OFFENSES		505	463		
		NON-UCR OFFENSES		308	287		
		TOTAL		1076	1086		
OFFENSE		NOV 19	NOV 20	OFFENSE		NOV 19	NOV 20
Other Assaults		56	63	Forgery/Counterfeit		5	4
Fraud		32	52	Embezzlement		4	0
Stolen Property		7	5	Vandalism		56	45
Weapons		5	4	Prostitution		8	1
Sex Offenses		2	2	Drug Abuse		70	66
Gambling		0	0	Family Offenses		32	37
DUI		8	7	Liquor Laws		1	0
Drunkenness		9	6	Disorderly Conduct		11	7
All Other Offenses		188	162	Curfew/Loitering		0	0
Runaway		11	2	PART II TOTALS		505	463
TOTAL		1076	1086	TOTAL		1076	1086

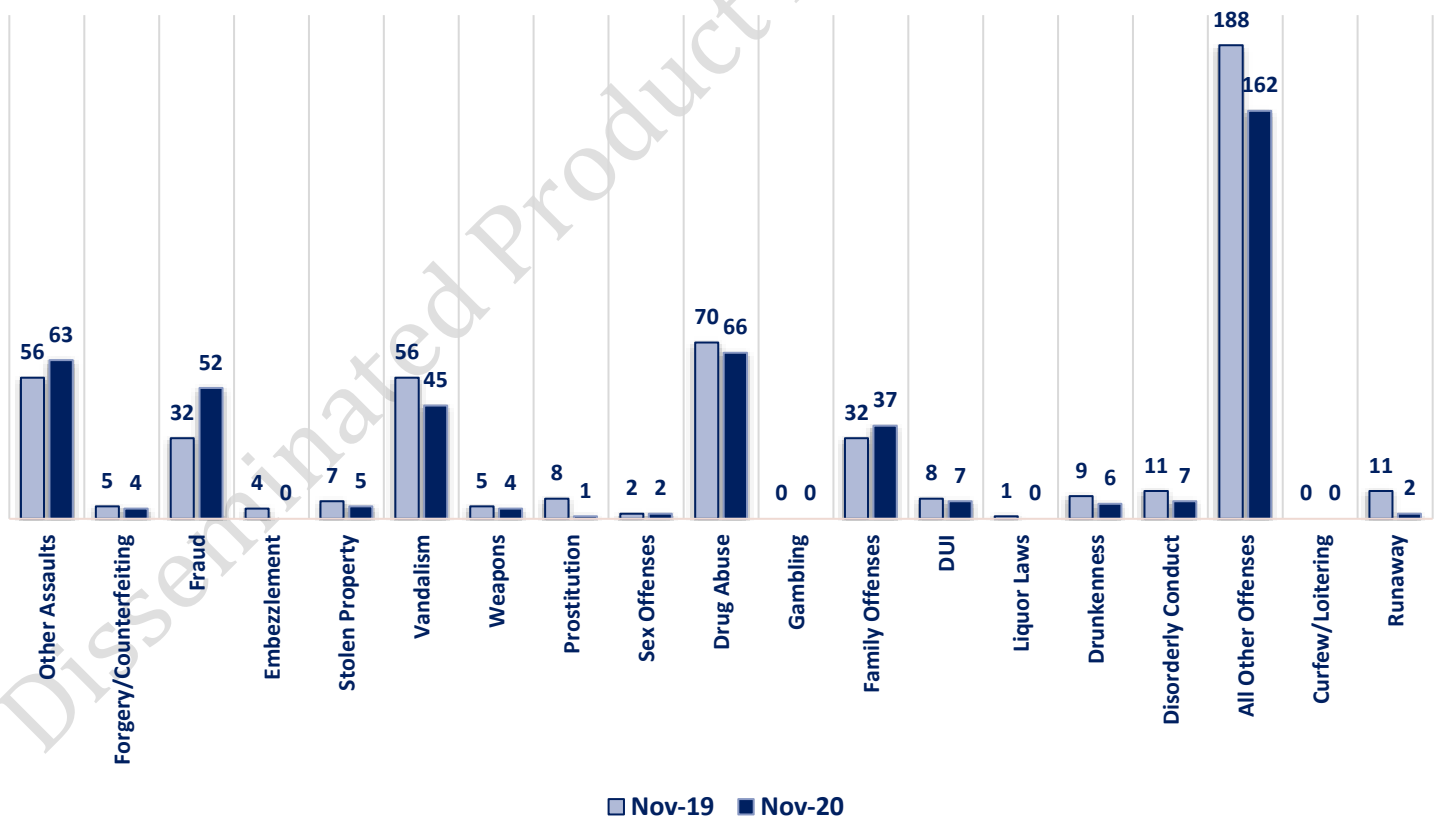
NOVEMBER 2020- PART I & II OFFENSE PERCENTAGES



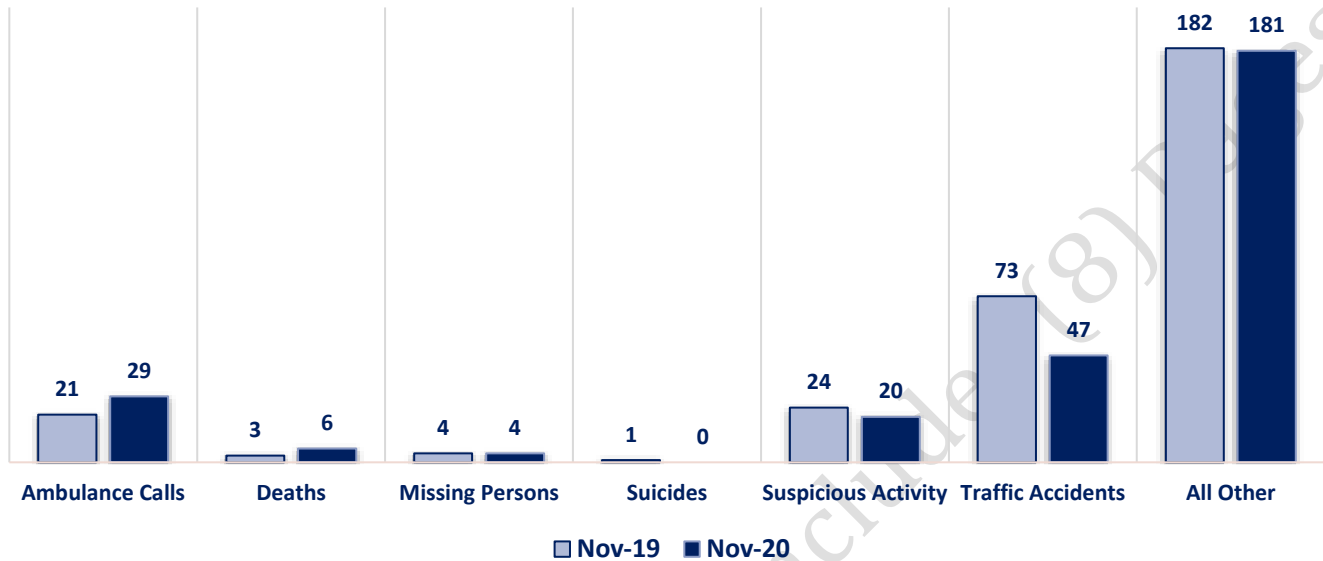
Part I Offenses



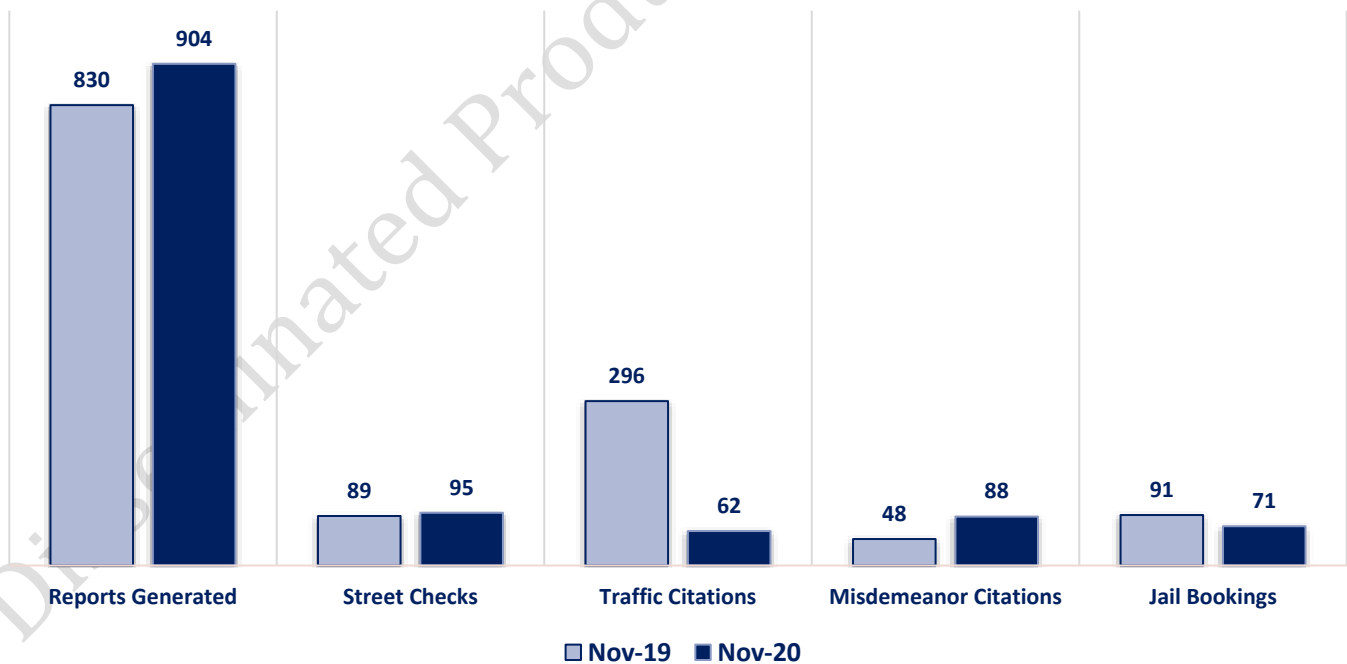
Part II Offenses



Non-UCR Offenses

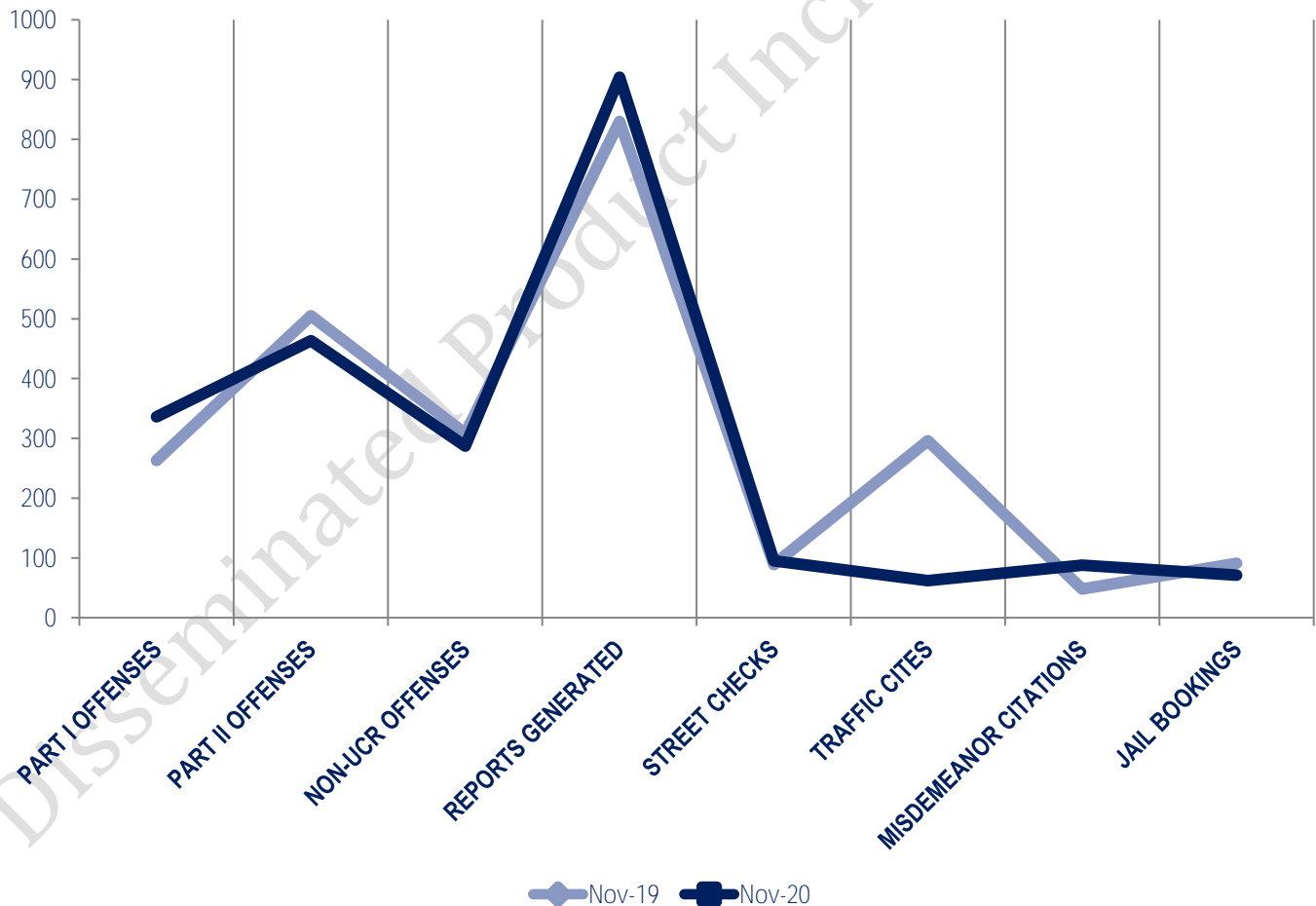


Other Event Totals



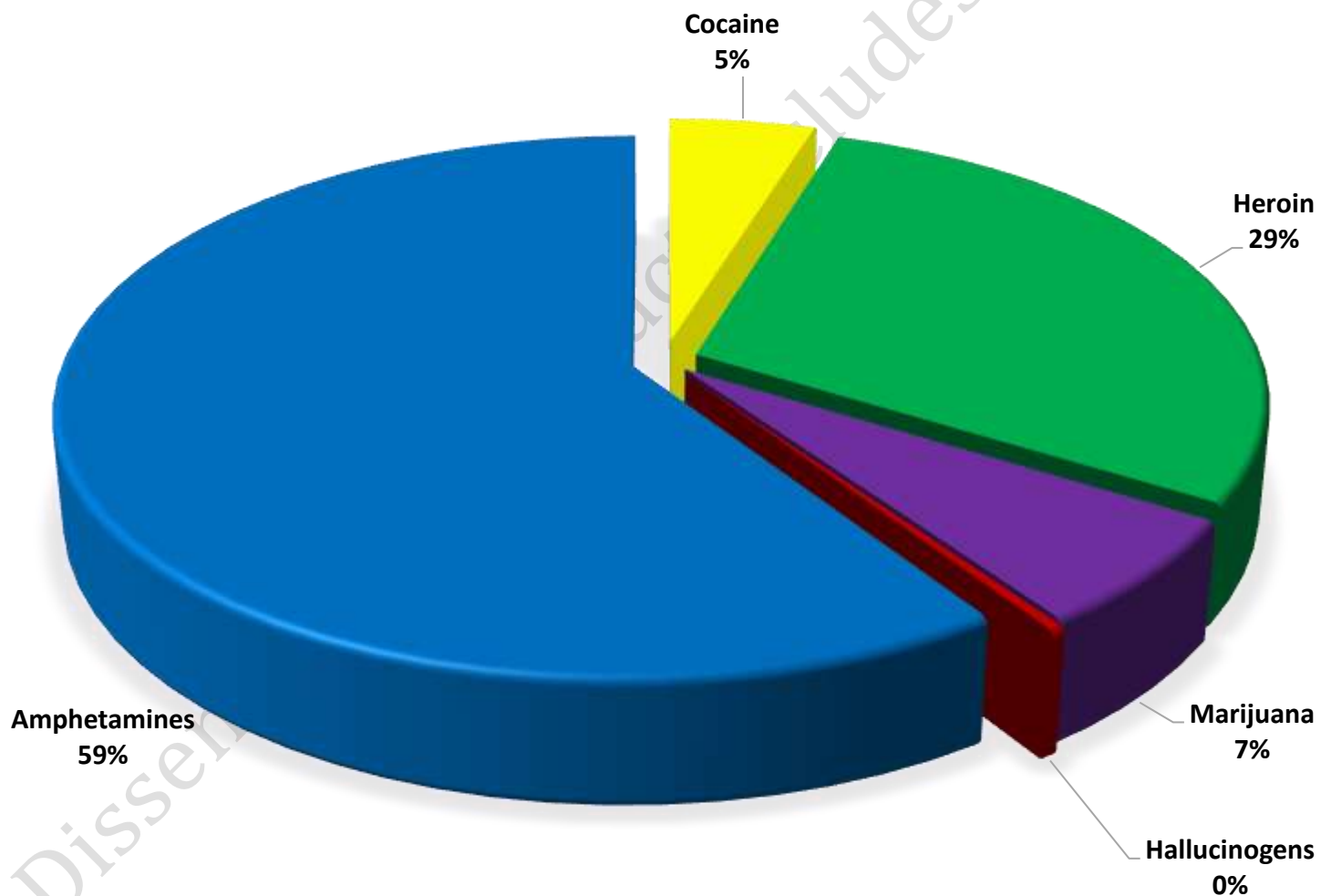
Combined Offense/Event Trends

	NOV 2019	NOV 2020
Part I Offenses	263	336
Part II Offenses	505	463
NonUCR Offenses	308	287
Reports Generated	830	904
Street Checks	89	95
Traffic Citations	296	62
Misdemeanor Citations	48	88
Jail Bookings	91	71

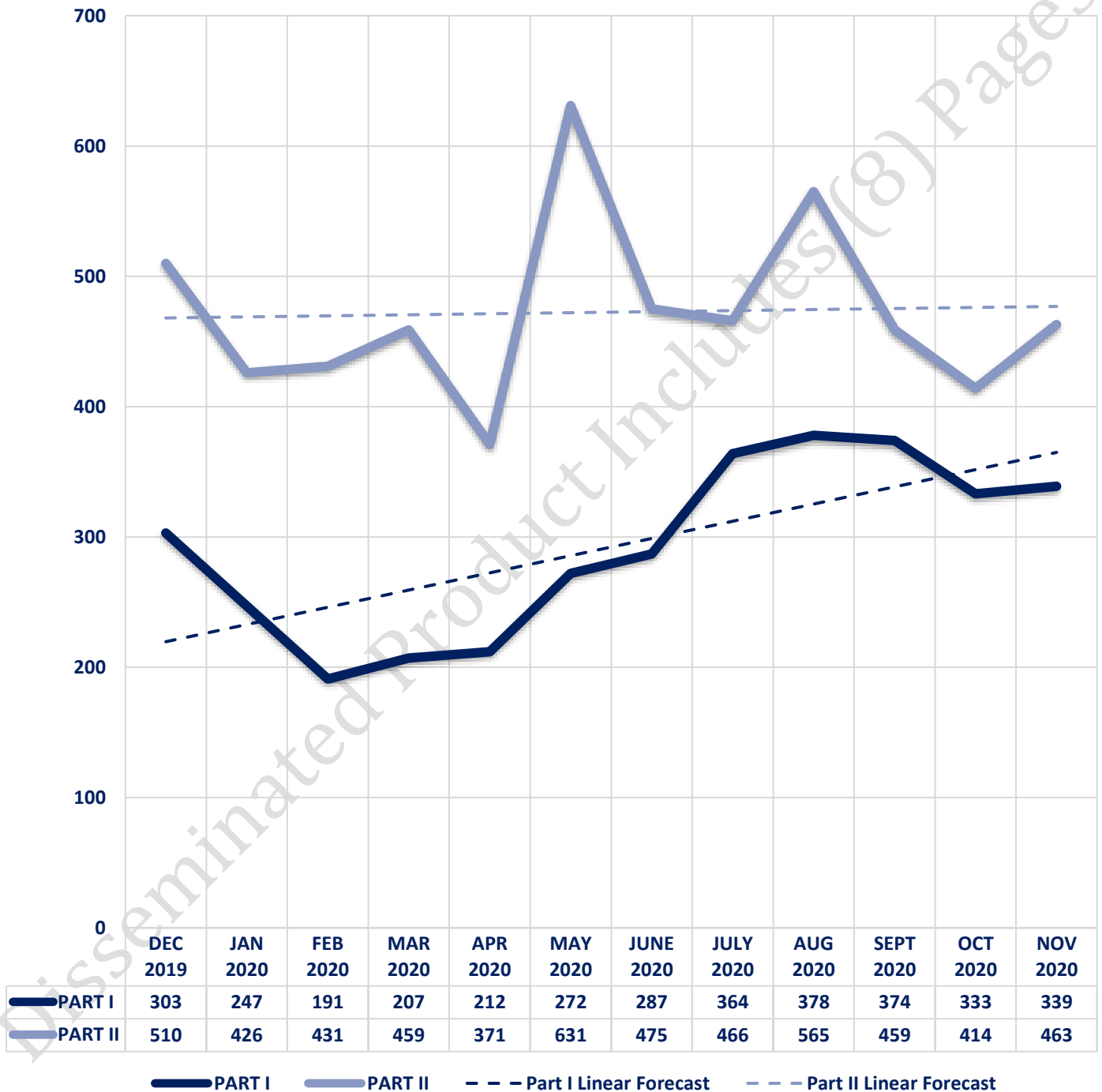


Seized Drugs

TYPE	DOSES	STREET VALUE
Cocaine	64.0	\$ 640.00
Heroin	384.0	\$ 3,840.00
Marijuana	86.5	\$ 518.75
Hallucinogens	4.6	\$ 9.17
Amphetamines	787.0	\$ 7,870.00
TOTAL	1326.0	\$ 12,877.92



Part I & II Offenses - One Year





CITY COUNCIL DISTRICT #5 MONTHLY OFFENSE SUMMARY

December 2020

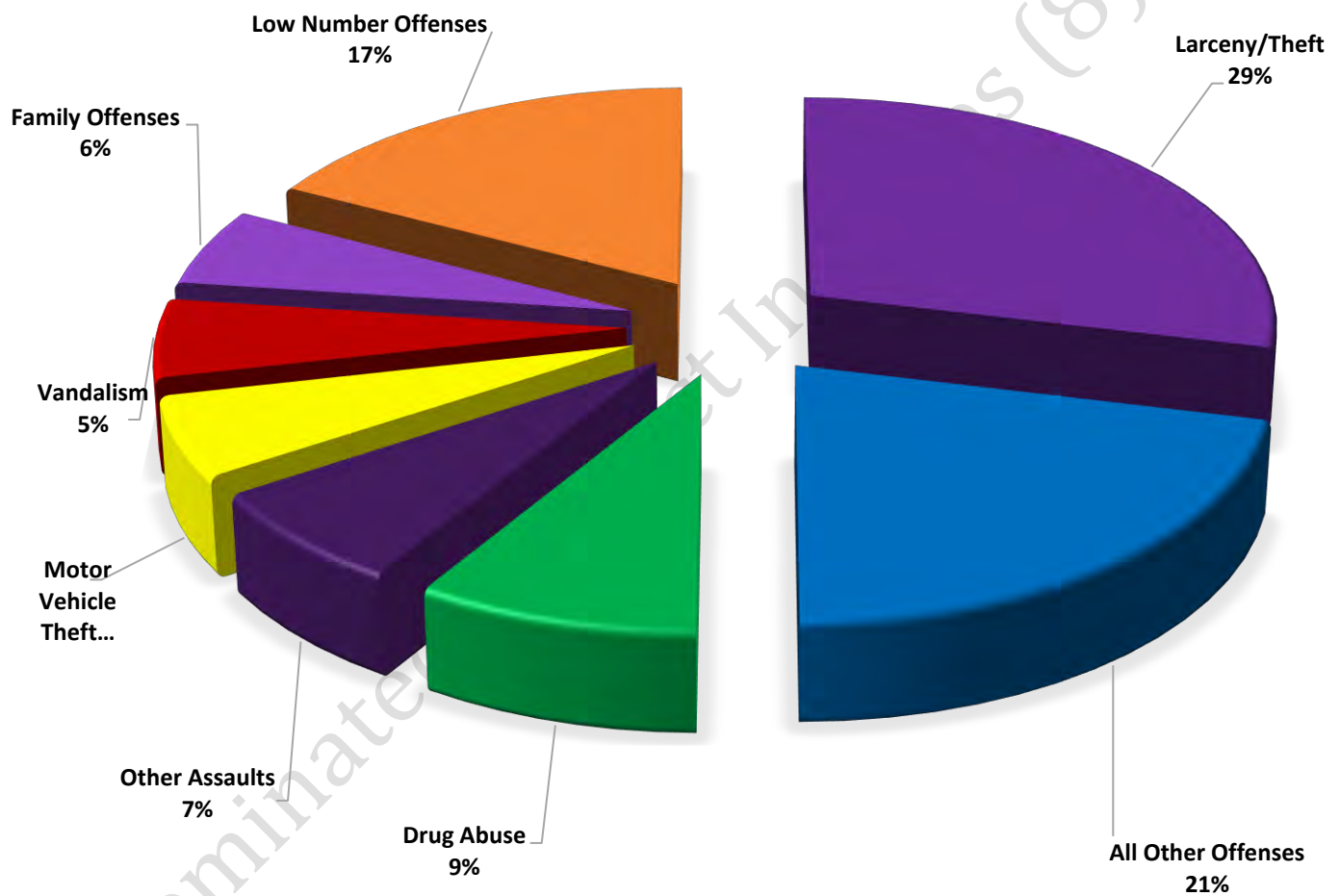
These figures represent preliminary counts of original Police Incident Reports and include all offenses within the above listed City Council District only. Full statistical analysis to determine the confidence level of this data has not been performed. The results contained herein are **approximate in relation to the listed area and may not fully coincide with data shown in other areas of SLCPD's Crime Statistics** page such as Calls for Service, Crimes Trending, and Crime Reports due to and reflective of departmental procedures that were in place at the time the event occurred and the date this data was compiled. Results displayed are not distinguished as attempted or completed crimes, do not include other calls for police service, and only represent police service where a report was made. Police Incident Reports are classified by primary offense categories as defined by the Uniform Crime Reporting (UCR) system, however for this report all offenses are included, and each incident may have more than one offense listed on it. In cases where there is more than one offense listed, all offenses are counted individually. Although every reasonable verification effort is made, the accuracy of any data is subject to the constraints of the report generation process as well as the manner, format, and point in time of any query.

PART I OFFENSES:	Chosen by the FBI as Part I Offenses because they are serious crimes that occur with regularity in all areas of the country and are likely to be reported to Police.
PART II OFFENSES:	All other crimes other than the eight Part I Offenses. The Uniform Crime Reporting Program gathers only arrest data for Part II Offenses, however, SLCPD results displayed in this document display all Part II Offenses, regardless of the presence of arrest data.
ALL OTHER OFFENSES:	Under the Part II Offense section, 'All Other Offenses' include Peeping Tom, Trespass, Kidnap/Abduction, Pornography, Extortion/Blackmail, Bribery, Warrants, Sexual Offenses, Obstruction, Public Peace, and Hit & Run.
NON-UCR OFFENSES:	Non-UCR Offenses include reports for all other offenses not classified as a Part I or Part II Offense. Results displayed separate some of these offenses such as Ambulance Calls, Deaths, Missing Persons, Suicides, Suspicious Activity, and Traffic Accidents.
ALL OTHER NON-UCR:	Under the Non-UCR category, 'All Other' include the remainder of offenses not classified as Part I or Part II and not separated from the Non-UCR Offenses. These include things such as Loud Parties, Barking Dogs, Mentally Ill Subjects, Citizen Assistance, etc.
LOW NUMBER OFFENSES:	On page two, in the interest of space and allowing for easier viewing, the category titled 'Low Number Offenses' include Part I and Part II Offenses from page one that have totals under the amount of 27.

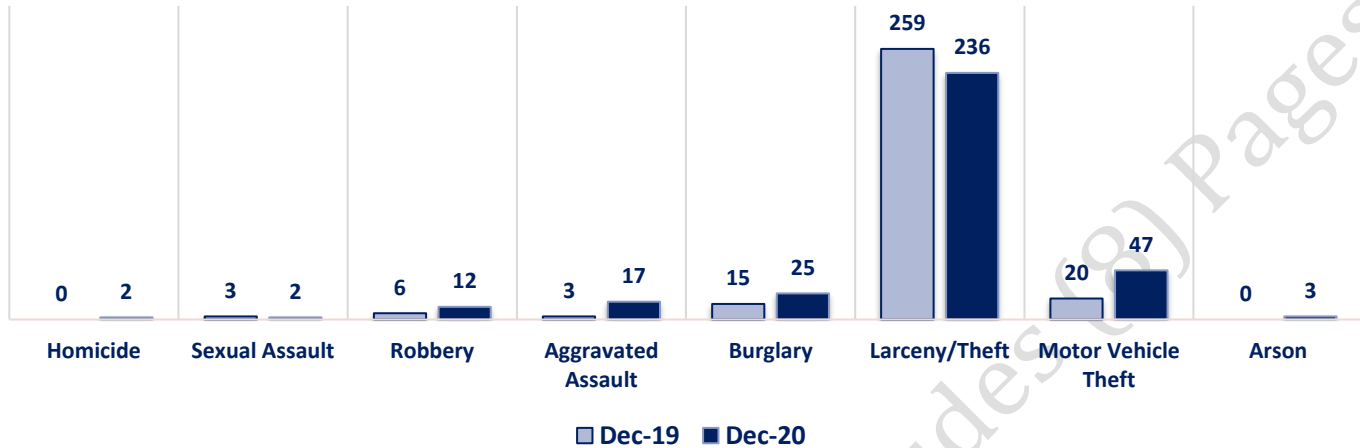
Offenses

PART I OFFENSES VIOLENT PROPERTY		OFFENSE	DEC 19	DEC 20	OFFENSE	DEC 19	DEC 20	PART II OFFENSES
		Homicide	0	2	Other Assaults	63	57	
		Sexual Assault	3	2	Forgery/Counterfeit	7	2	
		Robbery	6	12	Fraud	34	27	
		Aggravated Assault	3	17	Embezzlement	1	0	
		Burglary	15	25	Stolen Property	8	10	
		Larceny/Theft	259	236	Vandalism	63	46	
		Motor Vehicle Theft	20	47	Weapons	7	5	
		Arson	0	3	Prostitution	7	2	
		PART I TOTALS	306	344	Sex Offenses	6	0	
NON-UCR OFFENSES		Ambulance Calls	29	29	Drug Abuse	86	72	
		Deaths	3	6	Gambling	0	1	
		Missing Persons	6	3	Family Offenses	30	46	
		Suicides	0	1	DUI	12	8	
		Suspicious Activity	25	25	Liquor Laws	2	0	
		Traffic Accidents	63	51	Drunkenness	10	13	
		All Other	210	212	Disorderly Conduct	11	12	
		NON-UCR TOTALS	336	327	All Other Offenses	180	175	
TOTALS		PART I OFFENSES	306	344	Curfew/Loitering	0	0	
		PART II OFFENSES	531	477	Runaway	4	1	
		NON-UCR OFFENSES	336	327	PART II TOTALS	531	477	
		TOTAL	1173	1148				

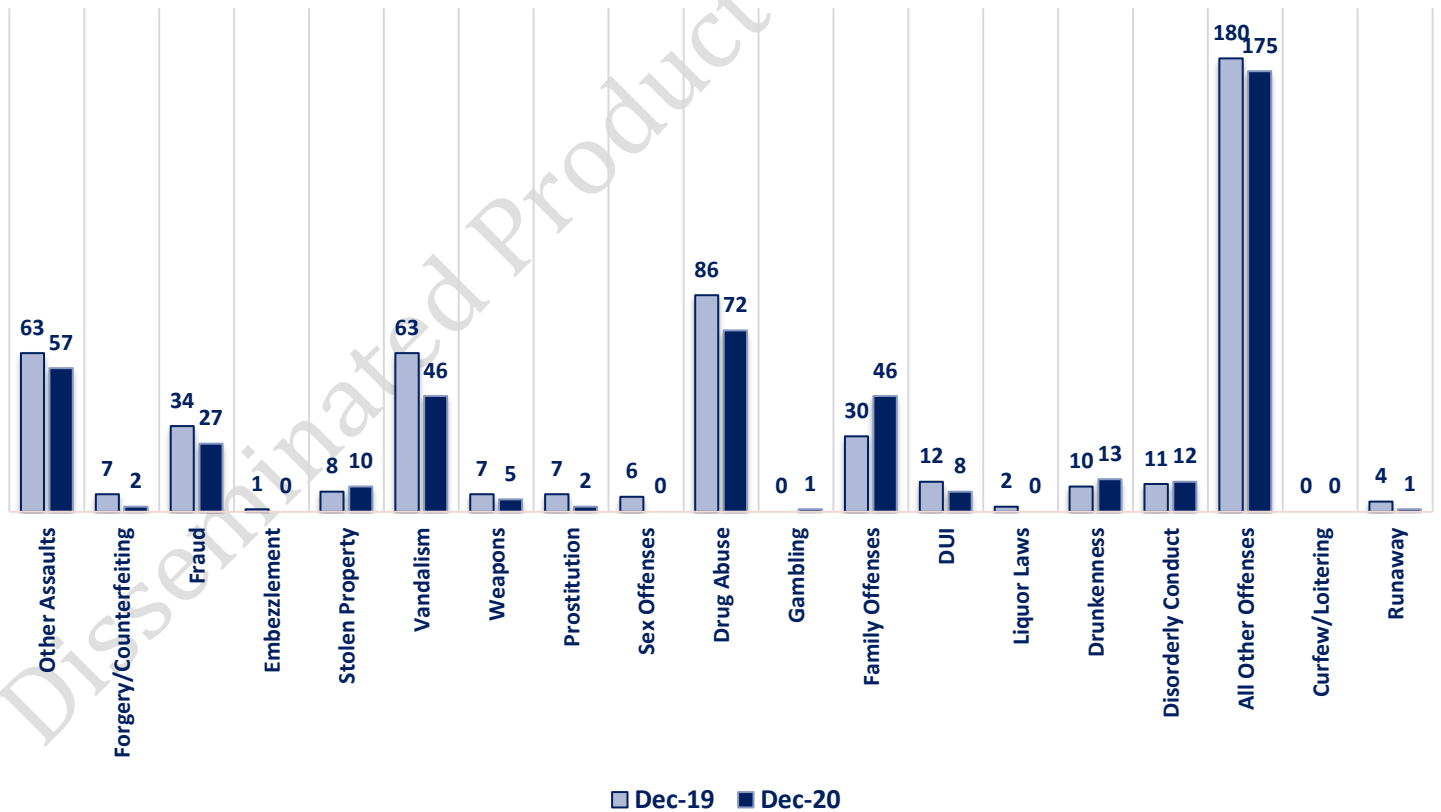
DECEMBER 2020- PART I & II OFFENSE PERCENTAGES



Part I Offenses



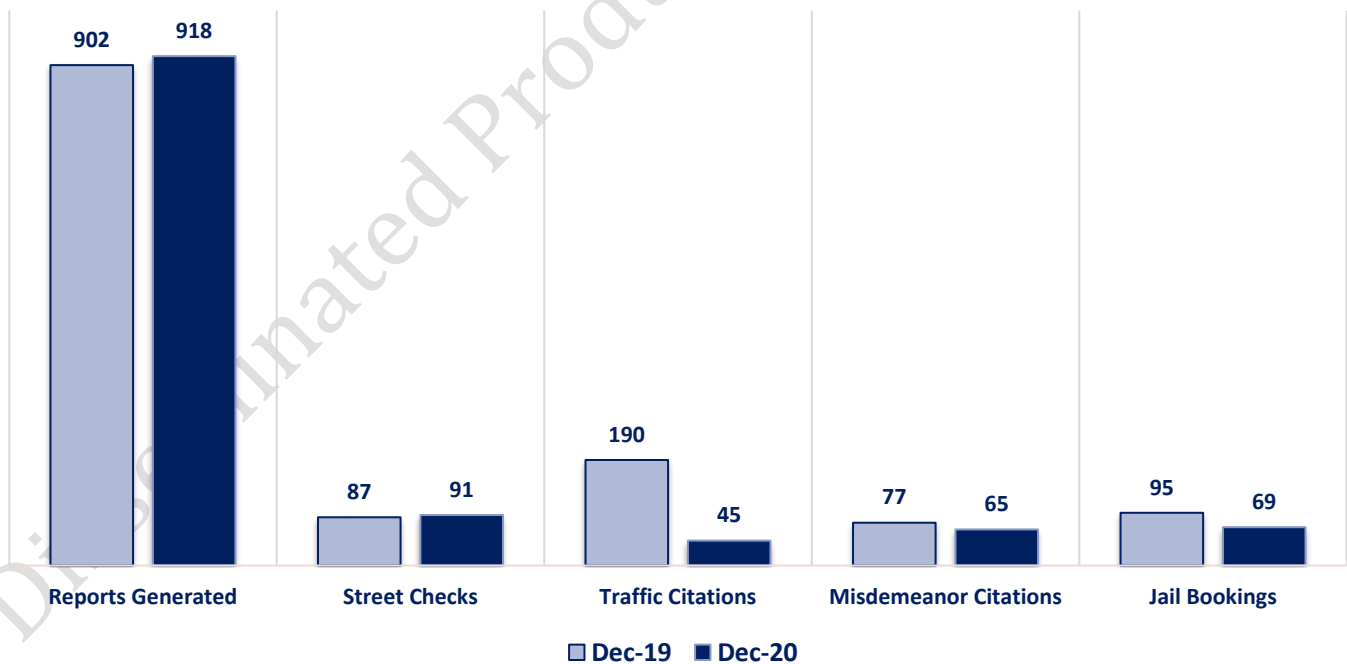
Part II Offenses



Non-UCR Offenses

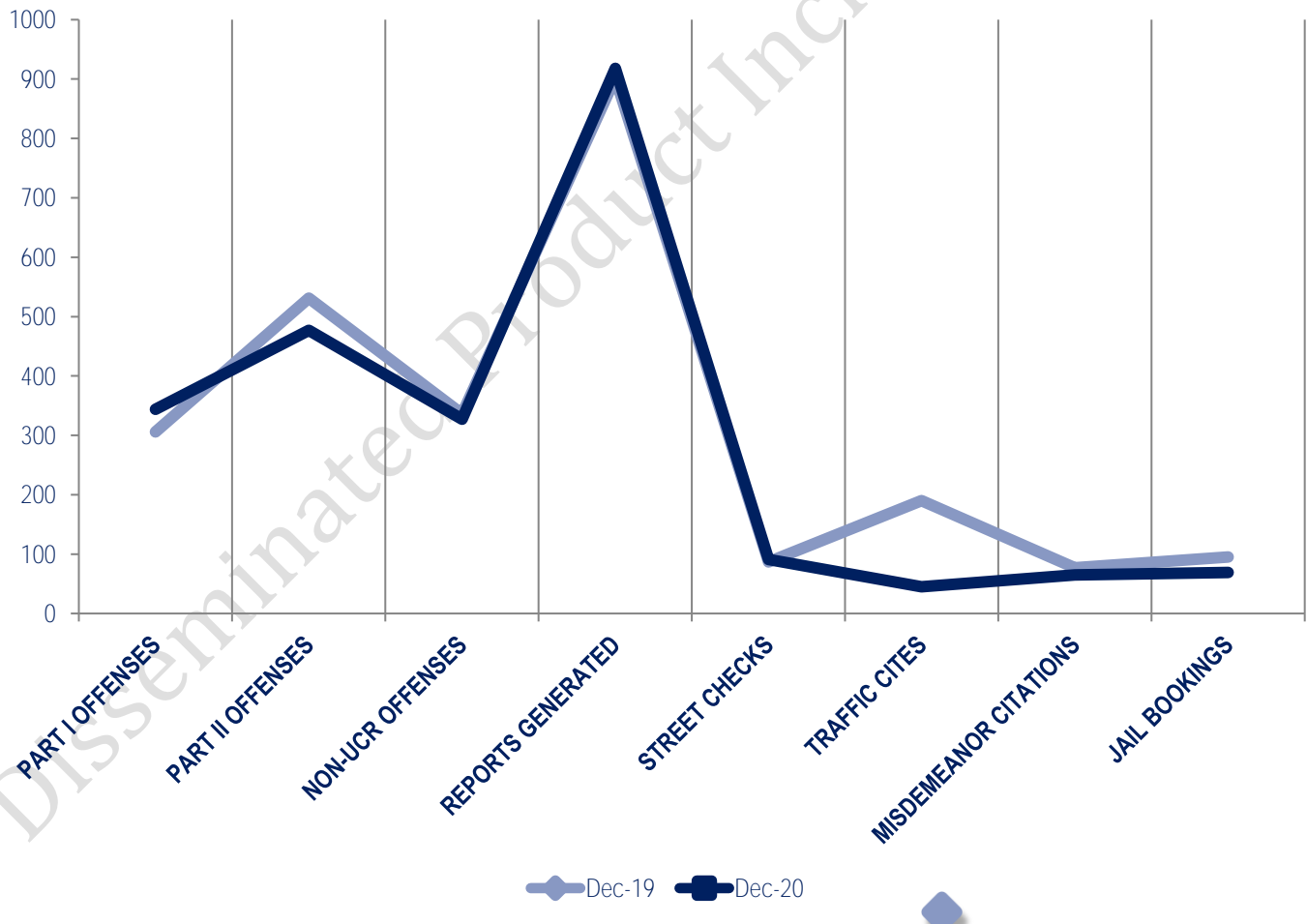


Other Event Totals



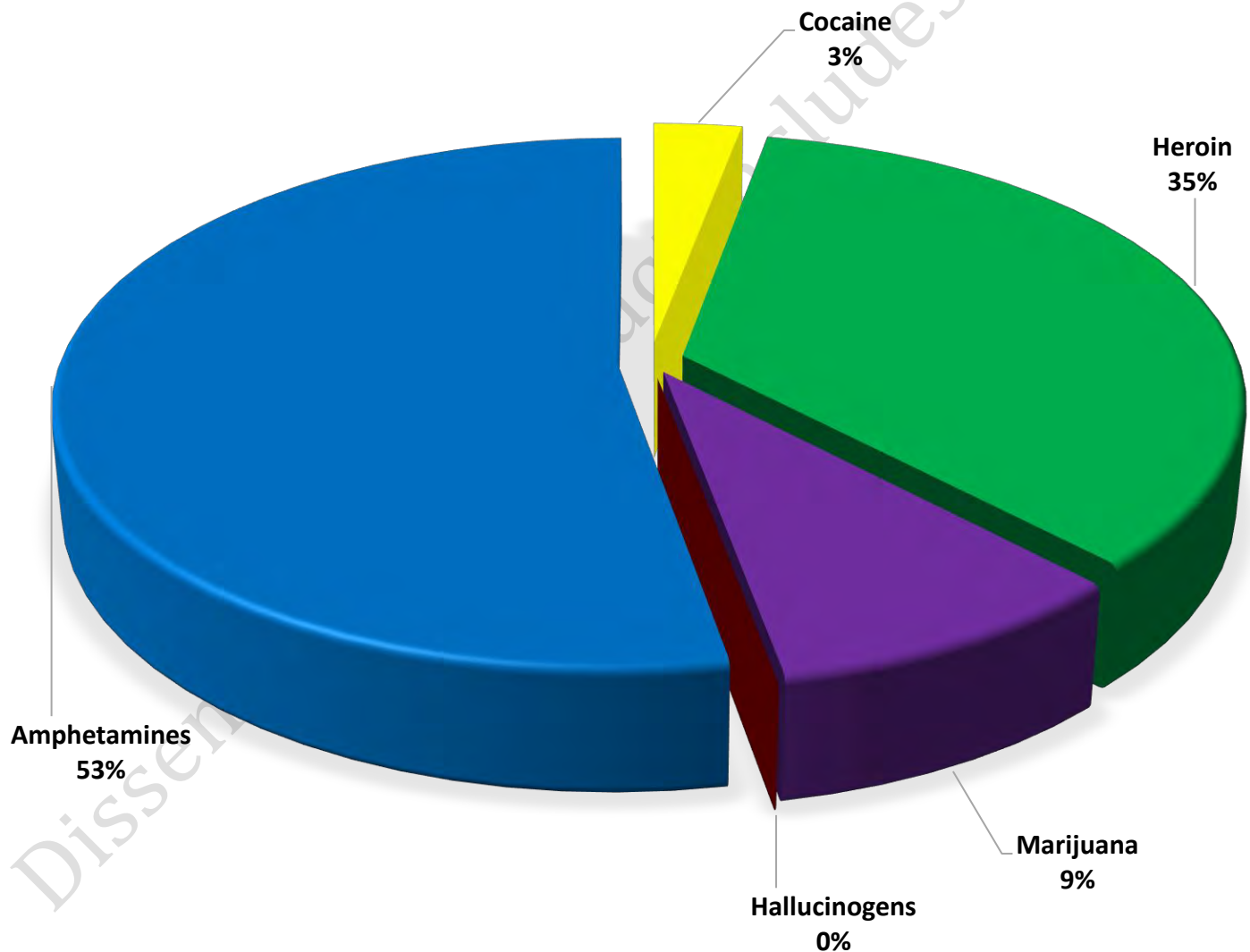
Combined Offense/Event Trends

	DEC 2019	DEC 2020
Part I Offenses	306	344
Part II Offenses	531	477
NonUCR Offenses	336	327
Reports Generated	902	918
Street Checks	87	91
Traffic Citations	190	45
Misdemeanor Citations	77	65
Jail Bookings	95	69



Seized Drugs

TYPE	DOSES	STREET VALUE
Cocaine	183.2	\$ 1,832.00
Heroin	2164.0	\$ 21,639.91
Marijuana	570.4	\$ 3,422.64
Hallucinogens	0.0	\$ -
Amphetamines	3276.6	\$ 32,766.32
TOTAL	6194.3	\$ 59,660.87



Part I & II Offenses - One Year

