



CITY COUNCIL DISTRICT #6 MONTHLY OFFENSE SUMMARY

JANUARY 2020

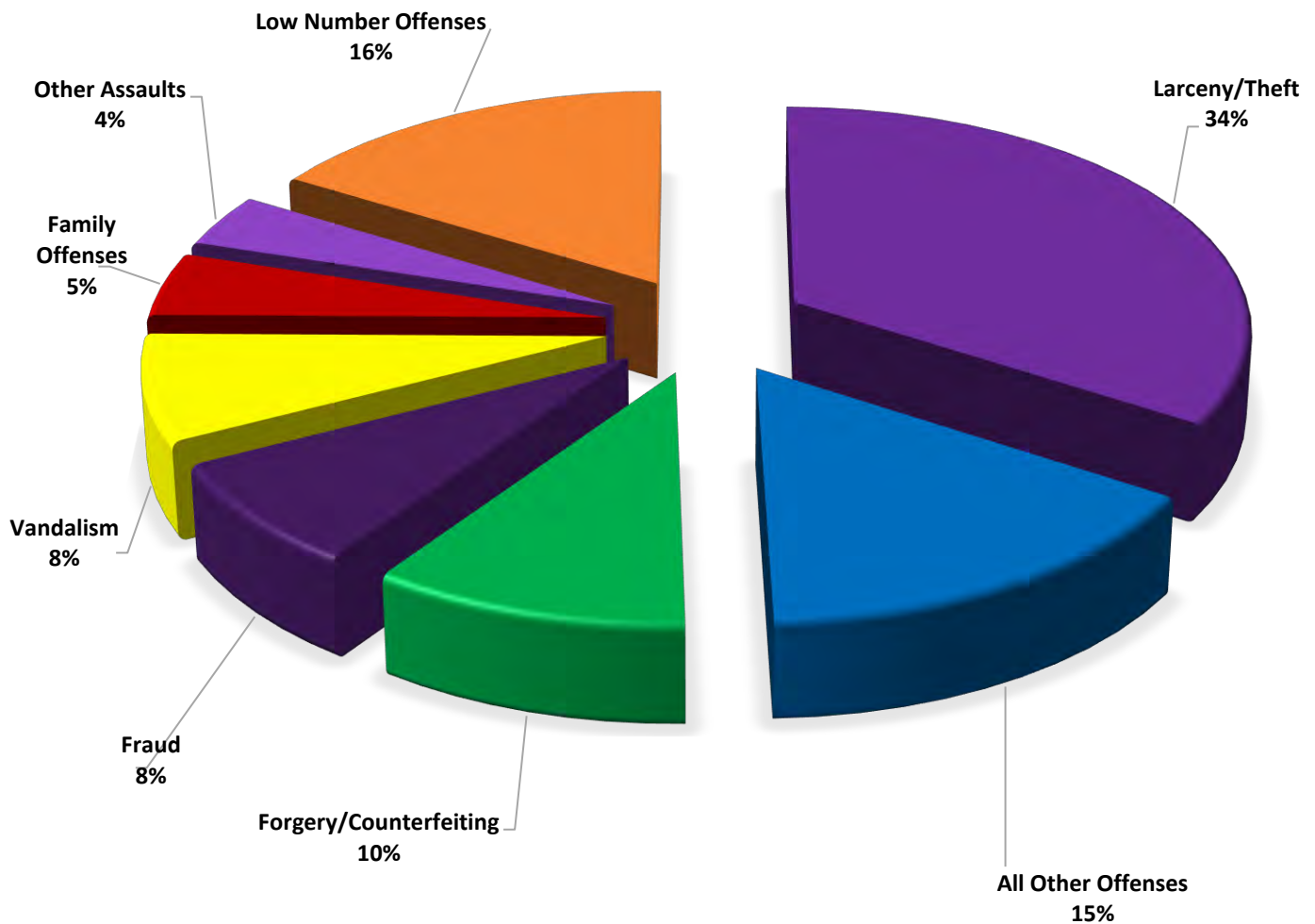
These figures represent preliminary counts of original Police Incident Reports and include all offenses within the above listed City Council District only. Full statistical analysis to determine the confidence level of this data has not been performed. The results contained herein are **approximate in relation to the listed area and may not fully coincide with data shown in other areas of SLCPD's Crime Statistics** page such as Calls for Service, Crimes Trending, and Crime Reports due to and reflective of departmental procedures that were in place at the time the event occurred and the date this data was compiled. Results displayed are not distinguished as attempted or completed crimes, do not include other calls for police service, and only represent police service where a report was made. Police Incident Reports are classified by primary offense categories as defined by the Uniform Crime Reporting (UCR) system, however for this report all offenses are included, and each incident may have more than one offense listed on it. In cases where there is more than one offense listed, all offenses are counted individually. Although every reasonable verification effort is made, the accuracy of any data is subject to the constraints of the report generation process as well as the manner, format, and point in time of any query.

PART I OFFENSES:	Chosen by the FBI as Part I Offenses because they are serious crimes that occur with regularity in all areas of the country and are likely to be reported to Police.
PART II OFFENSES:	All other crimes other than the eight Part I Offenses. The Uniform Crime Reporting Program gathers only arrest data for Part II Offenses, however, SLCPD results displayed in this document display all Part II Offenses, regardless of the presence of arrest data.
ALL OTHER OFFENSES:	Under the Part II Offense section, 'All Other Offenses' include Peeping Tom, Trespass, Kidnap/Abduction, Pornography, Extortion/Blackmail, Bribery, Warrants, Sexual Offenses, Obstruction, Public Peace, and Hit & Run.
NON-UCR OFFENSES:	Non-UCR Offenses include reports for all other offenses not classified as a Part I or Part II Offense. Results displayed separate some of these offenses such as Ambulance Calls, Deaths, Missing Persons, Suicides, Suspicious Activity, and Traffic Accidents.
ALL OTHER NON-UCR:	Under the Non-UCR category, 'All Other' include the remainder of offenses not classified as Part I or Part II and not separated from the Non-UCR Offenses. These include things such as Loud Parties, Barking Dogs, Mentally Ill Subjects, Citizen Assistance, etc.
LOW NUMBER OFFENSES:	On page two, in the interest of space and allowing for easier viewing, the category titled 'Low Number Offenses' include Part I and Part II Offenses from page one that have totals under the amount of 5.

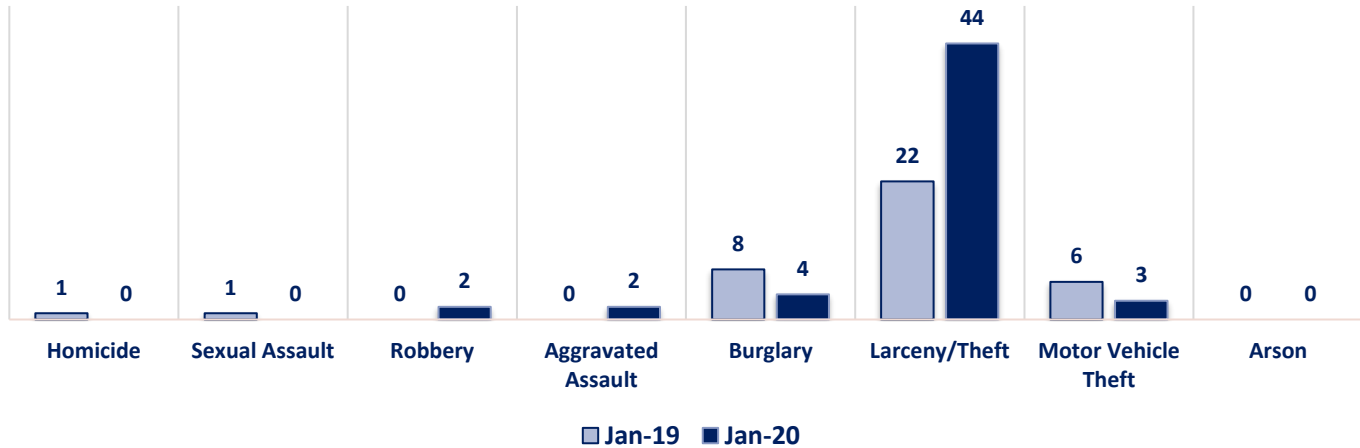
Offenses

PART I OFFENSES VIOLENT PROPERTY		OFFENSE		JAN 19	JAN 20	PART II OFFENSES	
		Homicide		1	0		
		Sexual Assault		1	0		
		Robbery		0	2		
		Aggravated Assault		0	2		
		Burglary		8	4		
		Larceny/Theft		22	44		
		Motor Vehicle Theft		6	3		
		Arson		0	0		
		PART I TOTALS		38	55		
NON-UCR OFFENSES		Ambulance Calls		5	3	PART II OFFENSES	
		Deaths		0	3		
		Missing Persons		0	0		
		Suicides		2	0		
		Suspicious Activity		5	6		
		Traffic Accidents		40	33		
		All Other		38	27		
NON-UCR TOTALS		90	72				
PART I OFFENSES		38	55	PART II OFFENSES			
PART II OFFENSES		80	74				
NON-UCR OFFENSES		90	72				
TOTAL		208	201				

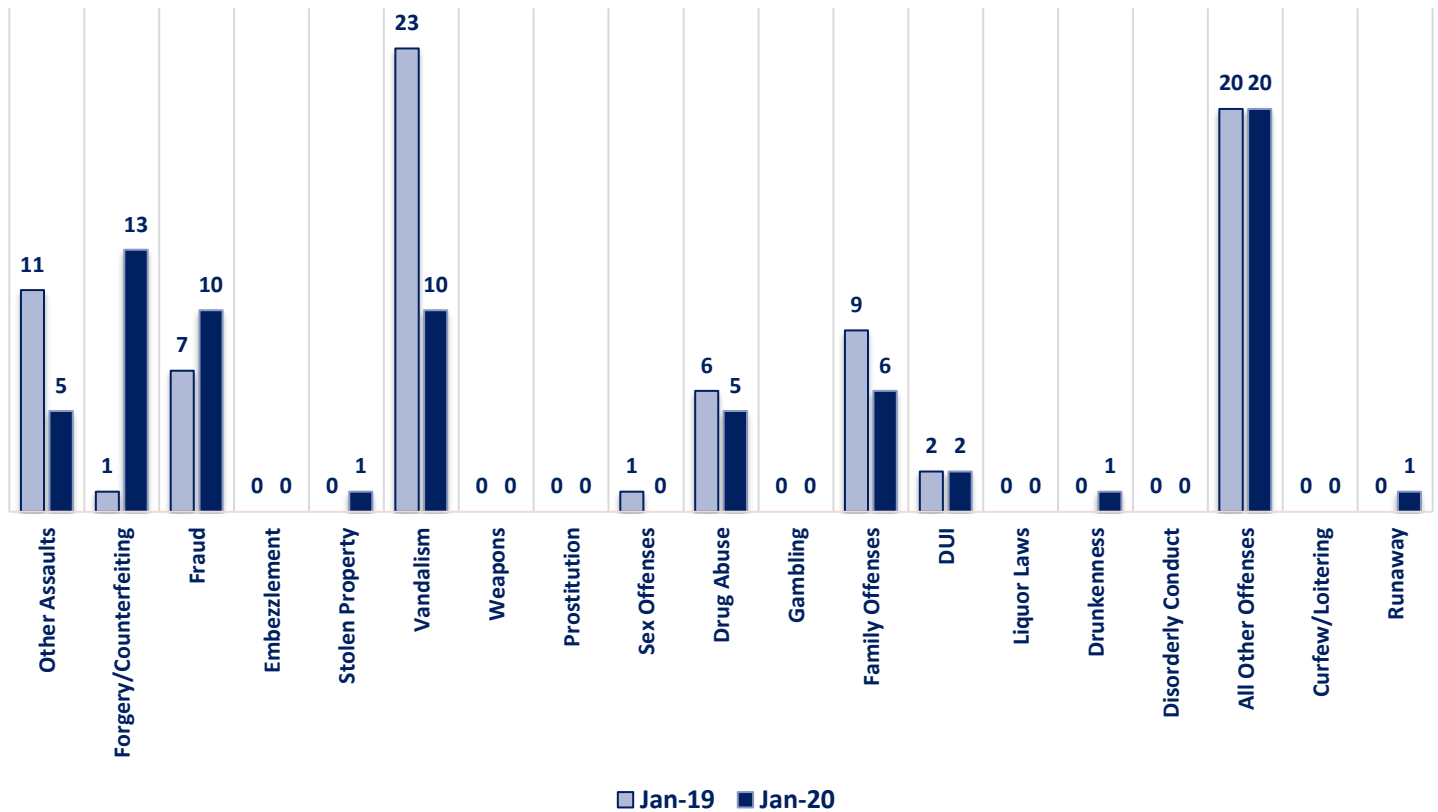
JANUARY 2020- PART I & II OFFENSE PERCENTAGES



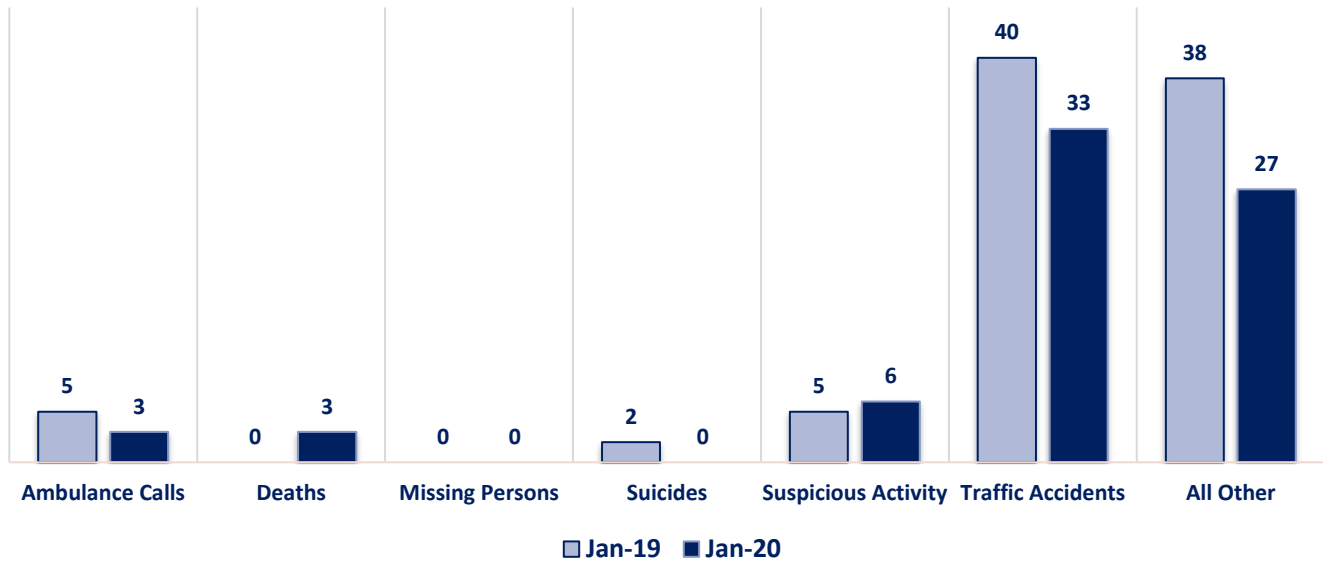
Part I Offenses



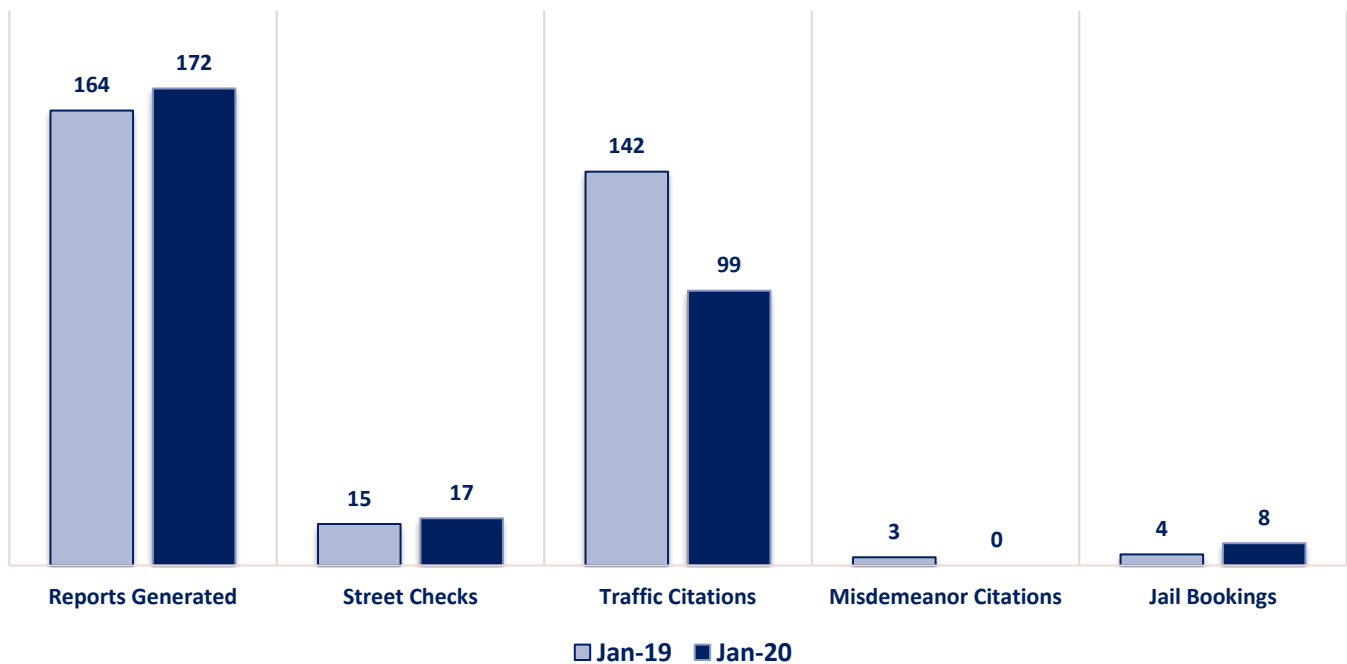
Part II Offenses



Non-UCR Offenses

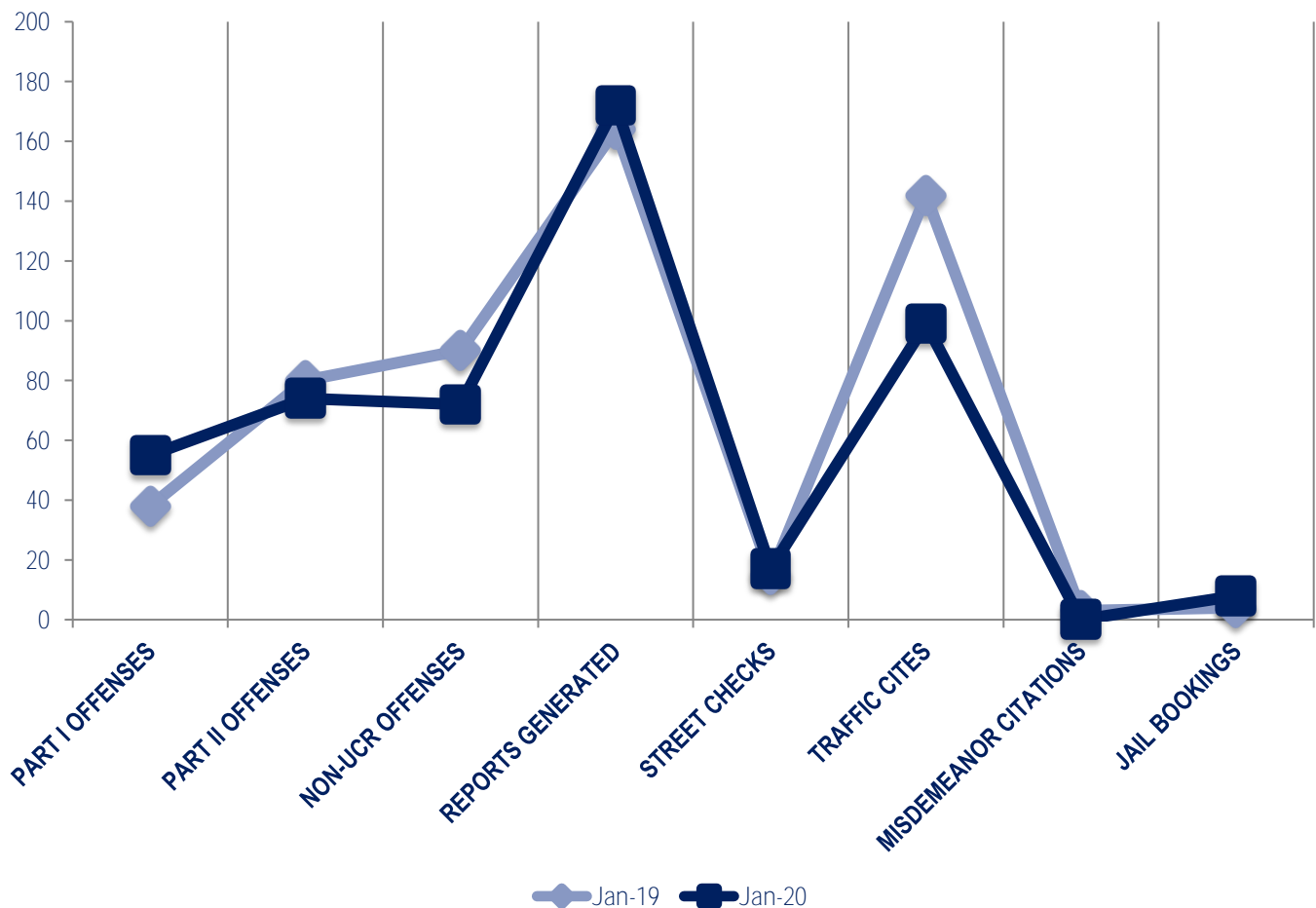


Other Event Totals



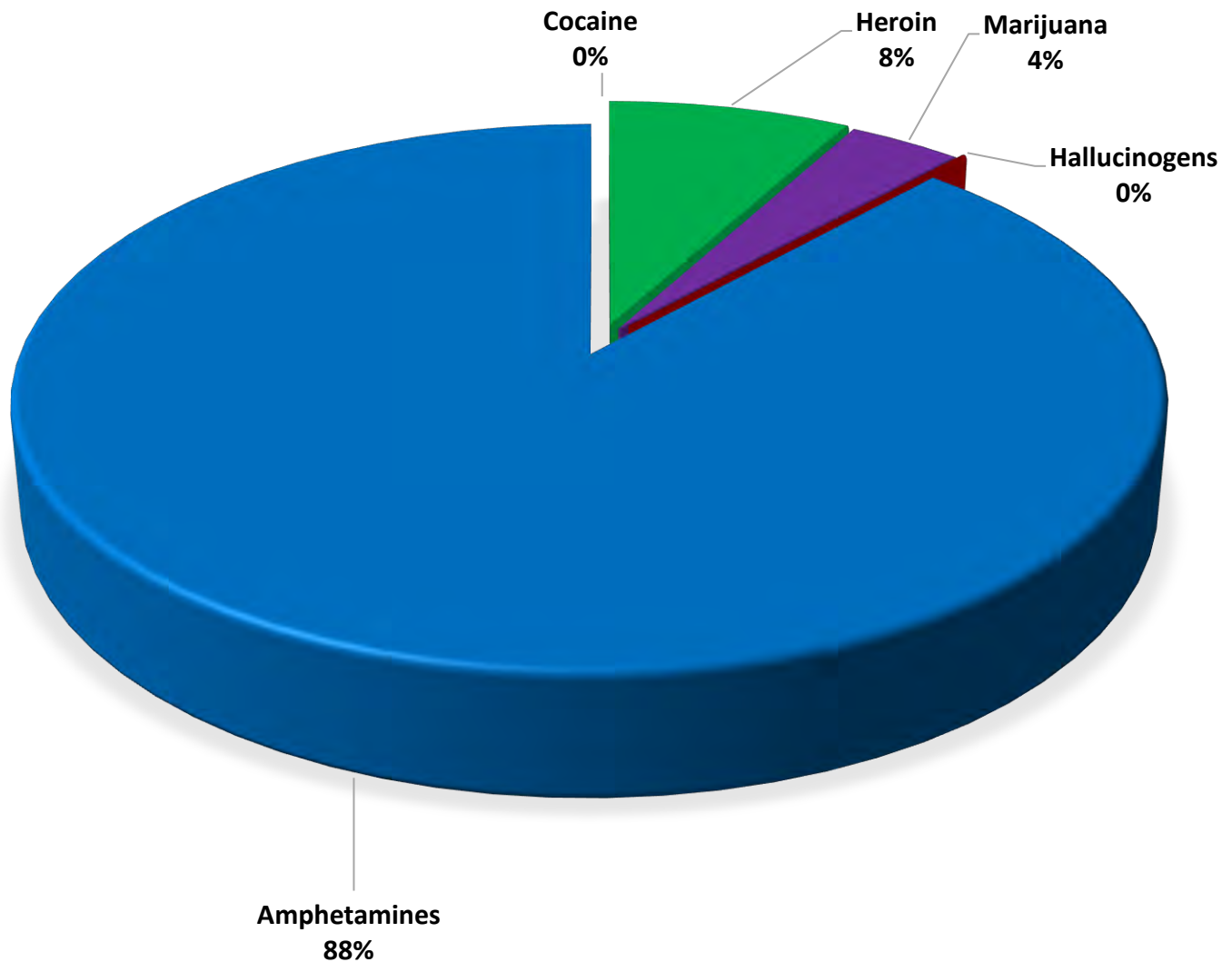
Combined Offense/Event Trends

	JAN 2019	JAN 2020
Part I Offenses	38	55
Part II Offenses	80	74
NonUCR Offenses	90	72
Reports Generated	164	172
Street Checks	15	17
Traffic Citations	142	99
Misdemeanor Citations	3	0
Jail Bookings	4	8

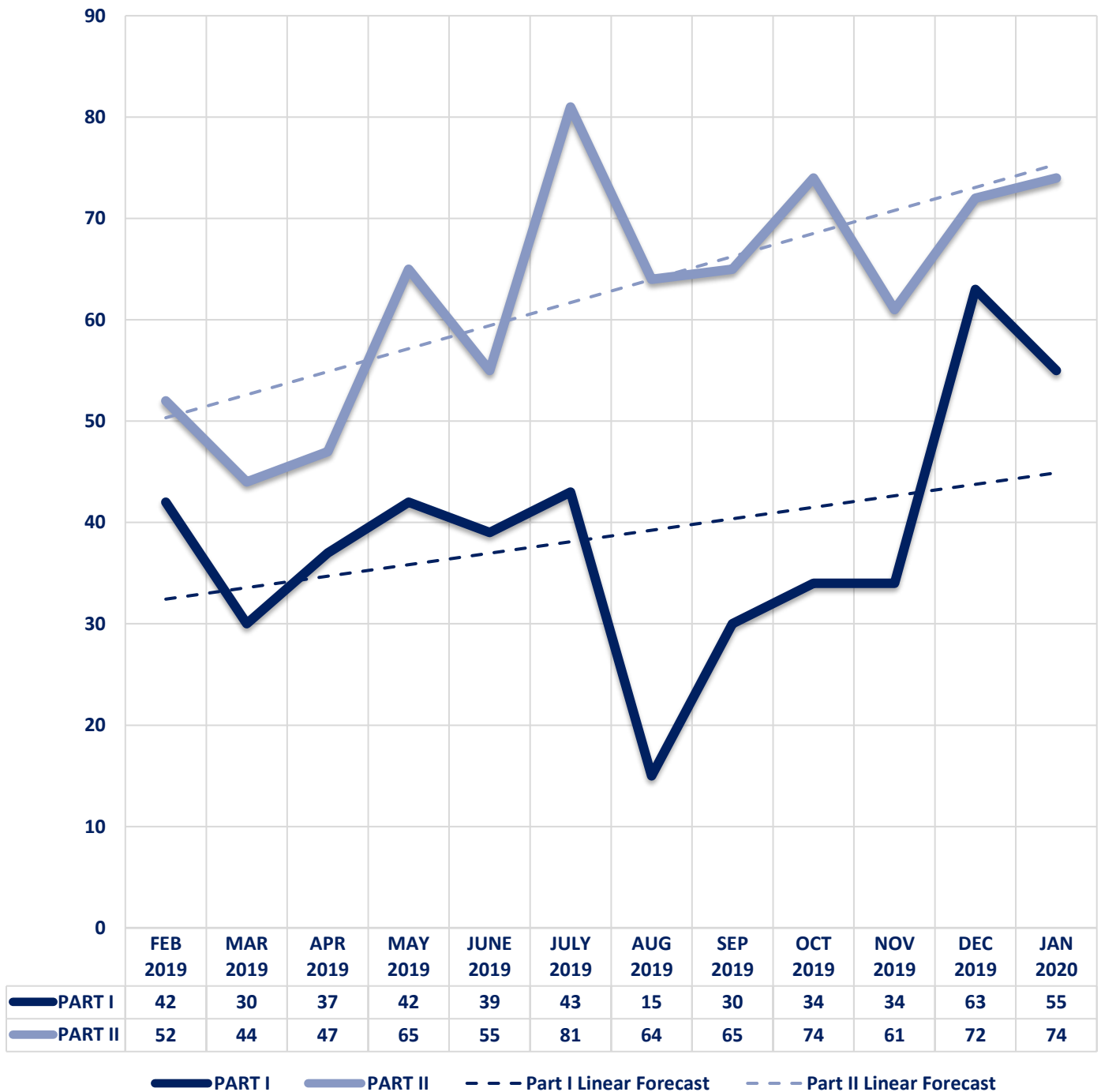


Seized Drugs

TYPE	DOSES	STREET VALUE
Cocaine	0.0	\$ -
Heroin	49.0	\$ 490.00
Marijuana	22.9	\$ 137.57
Hallucinogens	0.0	\$ -
Amphetamines	542.0	\$ 5,420.00
TOTAL	613.9	\$ 6,047.57



Part I & II Offenses - One Year





CITY COUNCIL DISTRICT #6 MONTHLY OFFENSE SUMMARY

February 2020

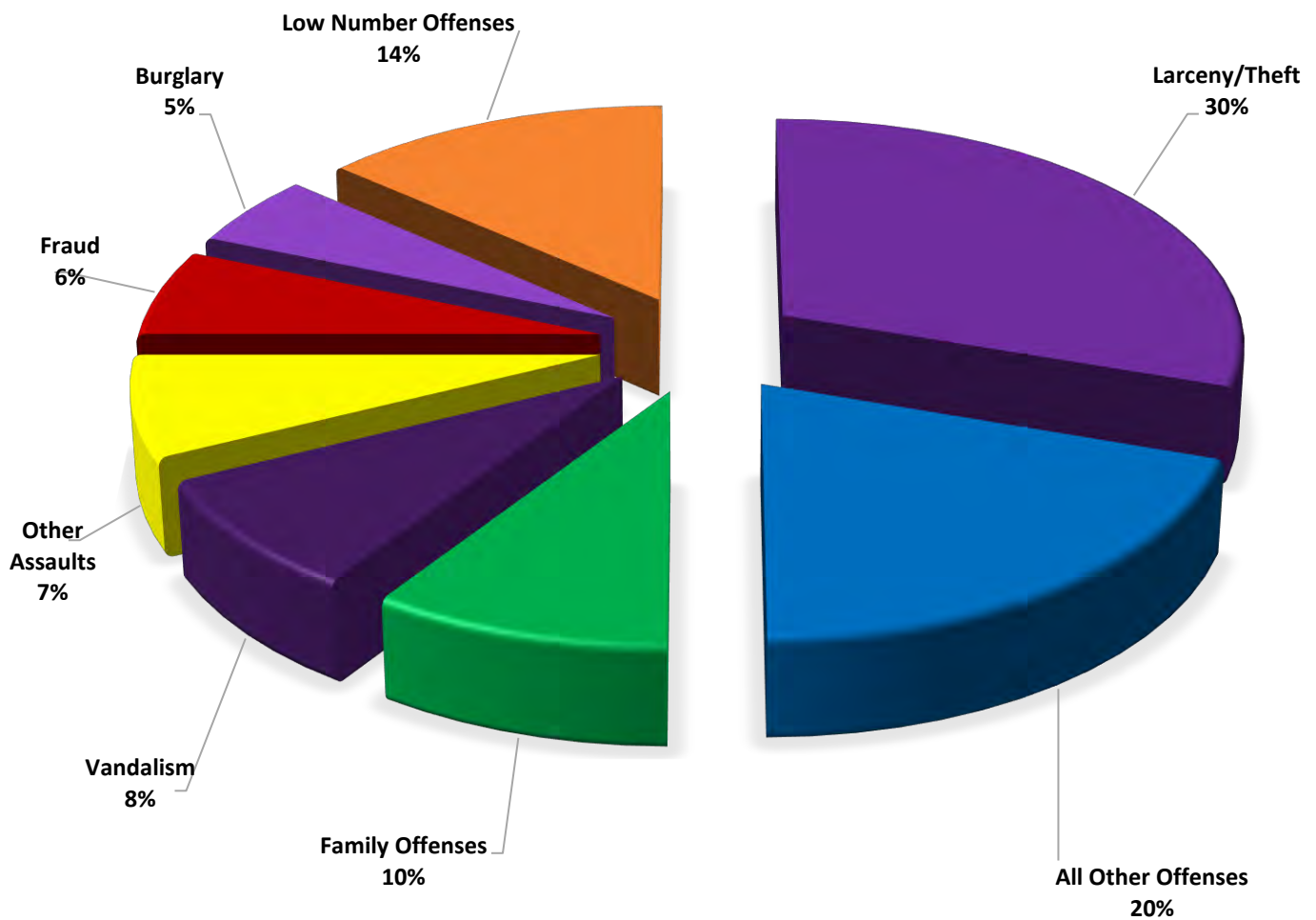
These figures represent preliminary counts of original Police Incident Reports and include all offenses within the above listed City Council District only. Full statistical analysis to determine the confidence level of this data has not been performed. The results contained herein are **approximate in relation to the listed area and may not fully coincide with data shown in other areas of SLCPD's Crime Statistics** page such as Calls for Service, Crimes Trending, and Crime Reports due to and reflective of departmental procedures that were in place at the time the event occurred and the date this data was compiled. Results displayed are not distinguished as attempted or completed crimes, do not include other calls for police service, and only represent police service where a report was made. Police Incident Reports are classified by primary offense categories as defined by the Uniform Crime Reporting (UCR) system, however for this report all offenses are included, and each incident may have more than one offense listed on it. In cases where there is more than one offense listed, all offenses are counted individually. Although every reasonable verification effort is made, the accuracy of any data is subject to the constraints of the report generation process as well as the manner, format, and point in time of any query.

PART I OFFENSES:	Chosen by the FBI as Part I Offenses because they are serious crimes that occur with regularity in all areas of the country and are likely to be reported to Police.
PART II OFFENSES:	All other crimes other than the eight Part I Offenses. The Uniform Crime Reporting Program gathers only arrest data for Part II Offenses, however, SLCPD results displayed in this document display all Part II Offenses, regardless of the presence of arrest data.
ALL OTHER OFFENSES:	Under the Part II Offense section, 'All Other Offenses' include Peeping Tom, Trespass, Kidnap/Abduction, Pornography, Extortion/Blackmail, Bribery, Warrants, Sexual Offenses, Obstruction, Public Peace, and Hit & Run.
NON-UCR OFFENSES:	Non-UCR Offenses include reports for all other offenses not classified as a Part I or Part II Offense. Results displayed separate some of these offenses such as Ambulance Calls, Deaths, Missing Persons, Suicides, Suspicious Activity, and Traffic Accidents.
ALL OTHER NON-UCR:	Under the Non-UCR category, 'All Other' include the remainder of offenses not classified as Part I or Part II and not separated from the Non-UCR Offenses. These include things such as Loud Parties, Barking Dogs, Mentally Ill Subjects, Citizen Assistance, etc.
LOW NUMBER OFFENSES:	On page two, in the interest of space and allowing for easier viewing, the category titled 'Low Number Offenses' include Part I and Part II Offenses from page one that have totals under the amount of 3.

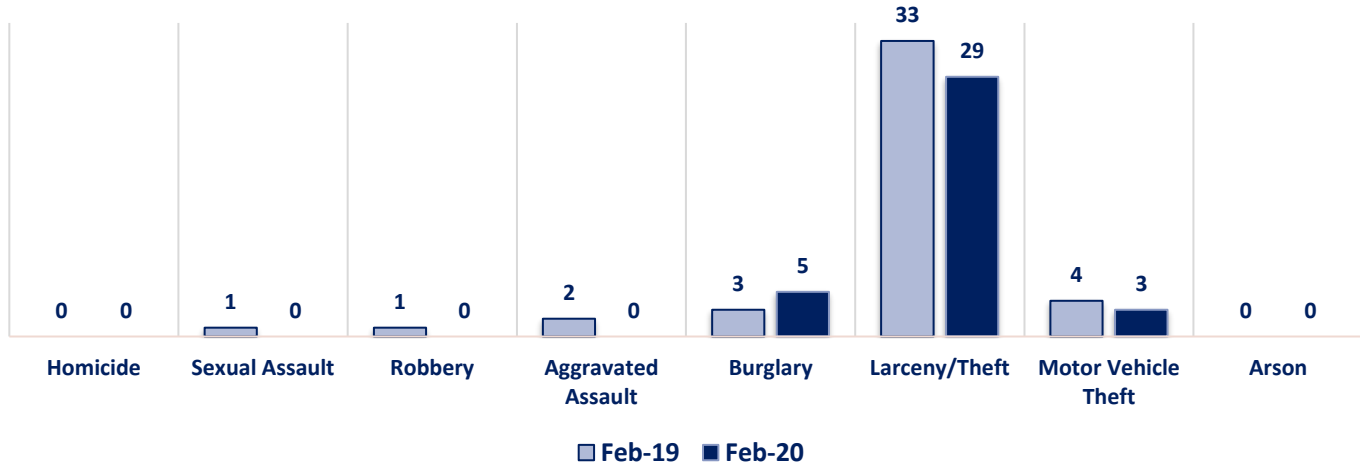
Offenses

PART I OFFENSES VIOLENT PROPERTY		OFFENSE		FEB 19	FEB 20	PART II OFFENSES			
		Homicide		0	0				
		Sexual Assault		1	0				
		Robbery		1	0				
		Aggravated Assault		2	0				
		Burglary		3	5				
		Larceny/Theft		33	29				
		Motor Vehicle Theft		4	3				
		Arson		0	0				
		PART I TOTALS		44	37				
NON-UCR OFFENSES		Ambulance Calls		3	6	Drug Abuse		10	3
		Deaths		4	2	Gambling		0	0
		Missing Persons		3	1	Family Offenses		6	9
		Suicides		0	0	DUI		1	0
		Suspicious Activity		6	4	Liquor Laws		0	0
		Traffic Accidents		33	29	Drunkenness		0	0
		All Other		56	45	Disorderly Conduct		1	0
NON-UCR TOTALS		105	87	All Other Offenses		15	19		
PART I OFFENSES		44	37	Curfew/Loitering		0	0		
PART II OFFENSES		52	59	Runaway		0	2		
NON-UCR OFFENSES		105	87	PART II TOTALS		52	59		
TOTAL		201	183						

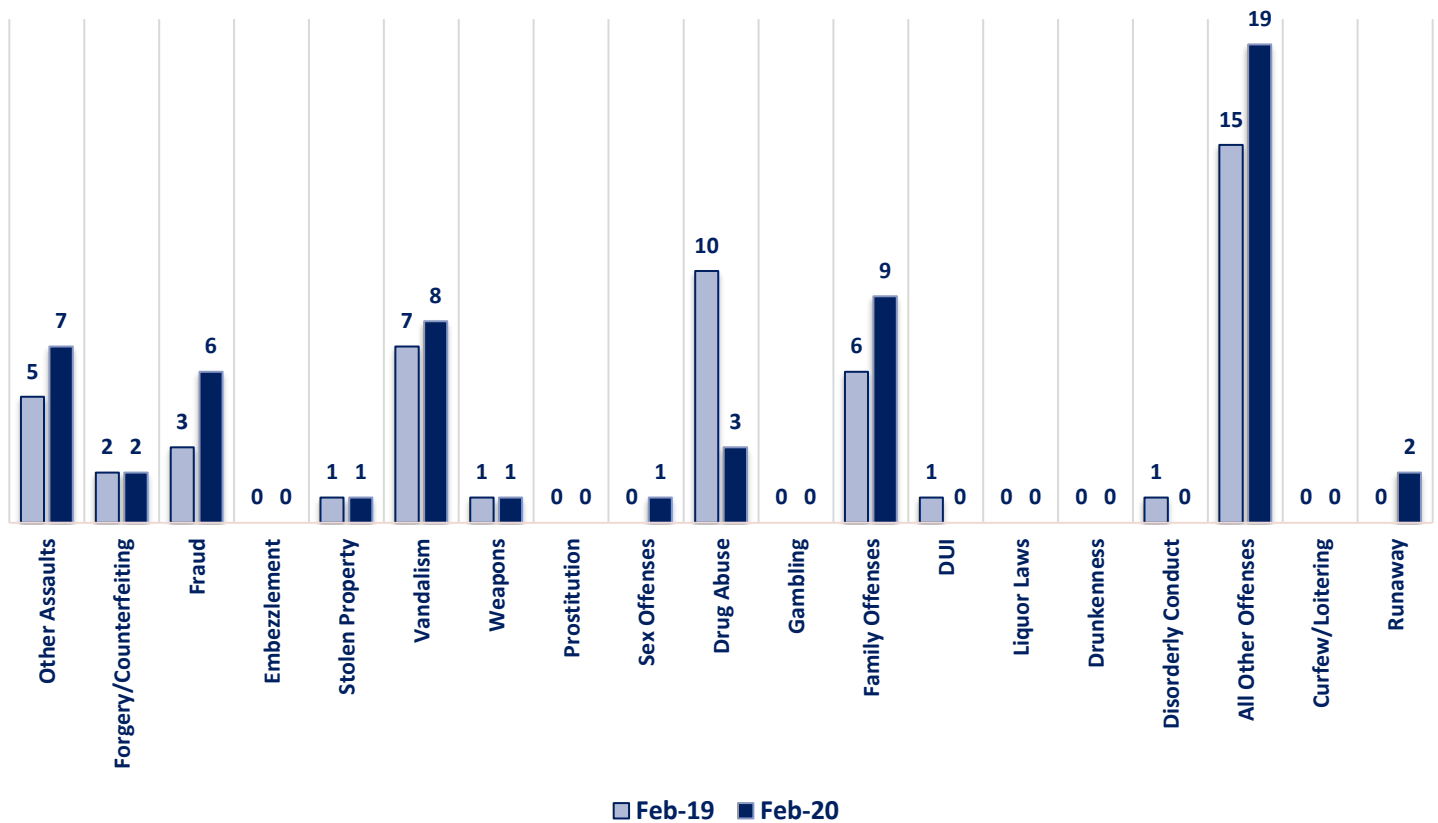
FEBRUARY 2020- PART I & II OFFENSE PERCENTAGES



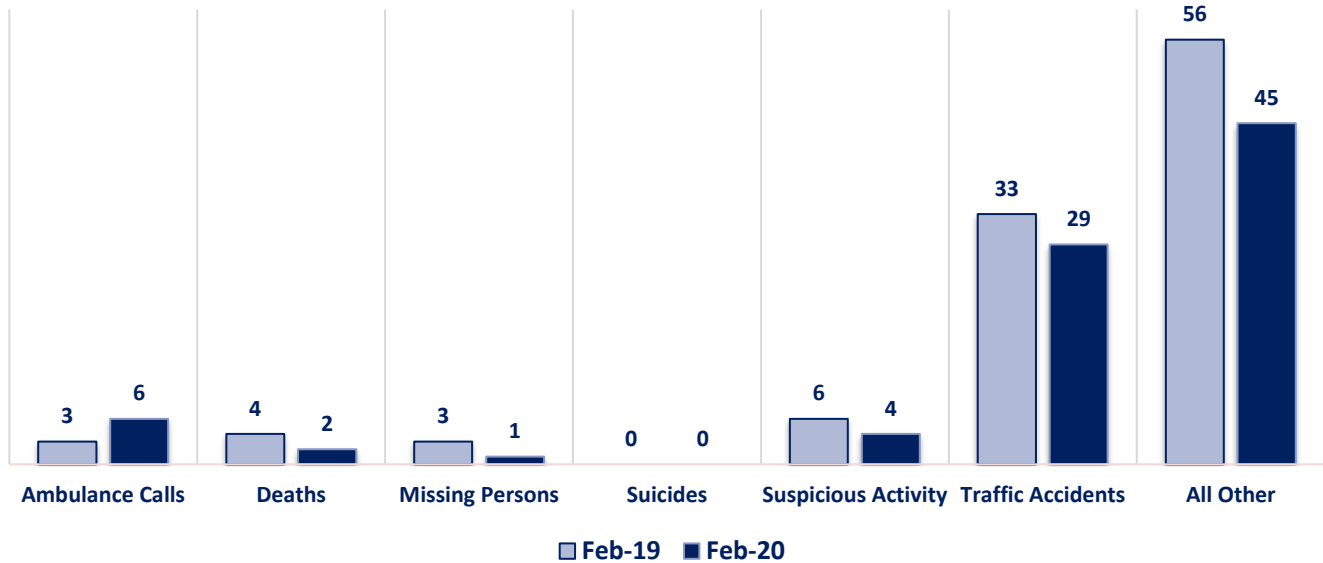
Part I Offenses



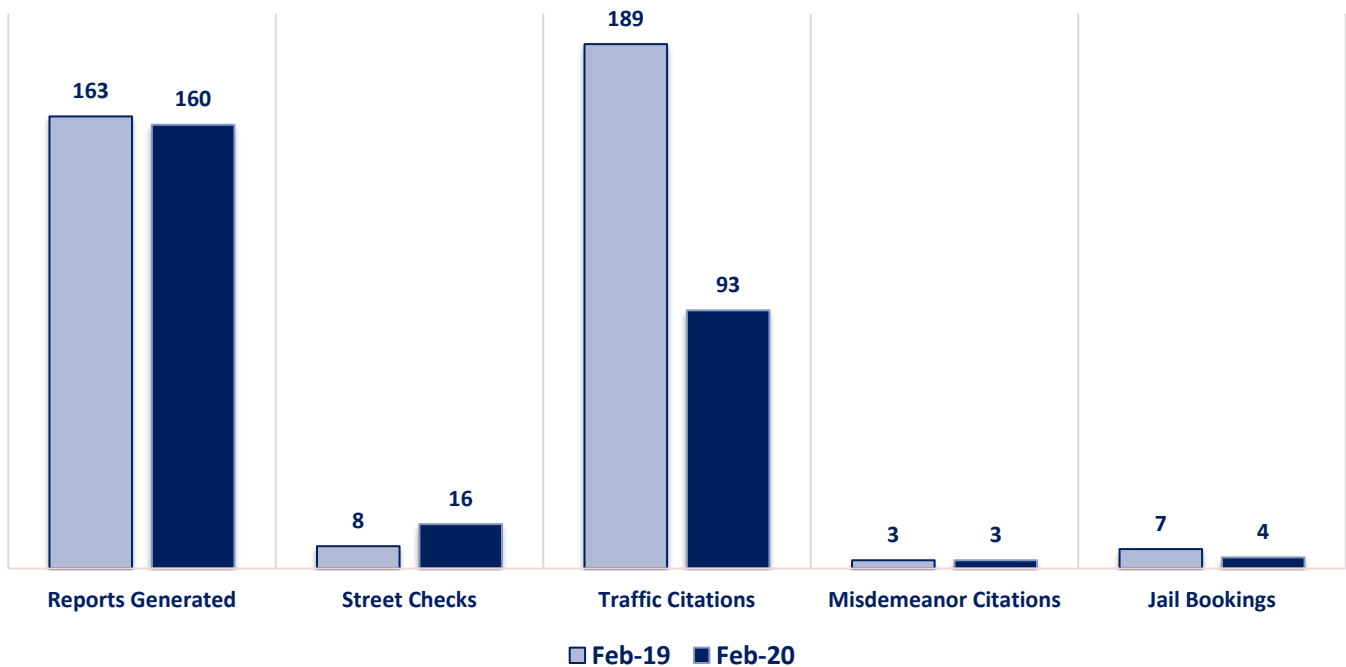
Part II Offenses



Non-UCR Offenses

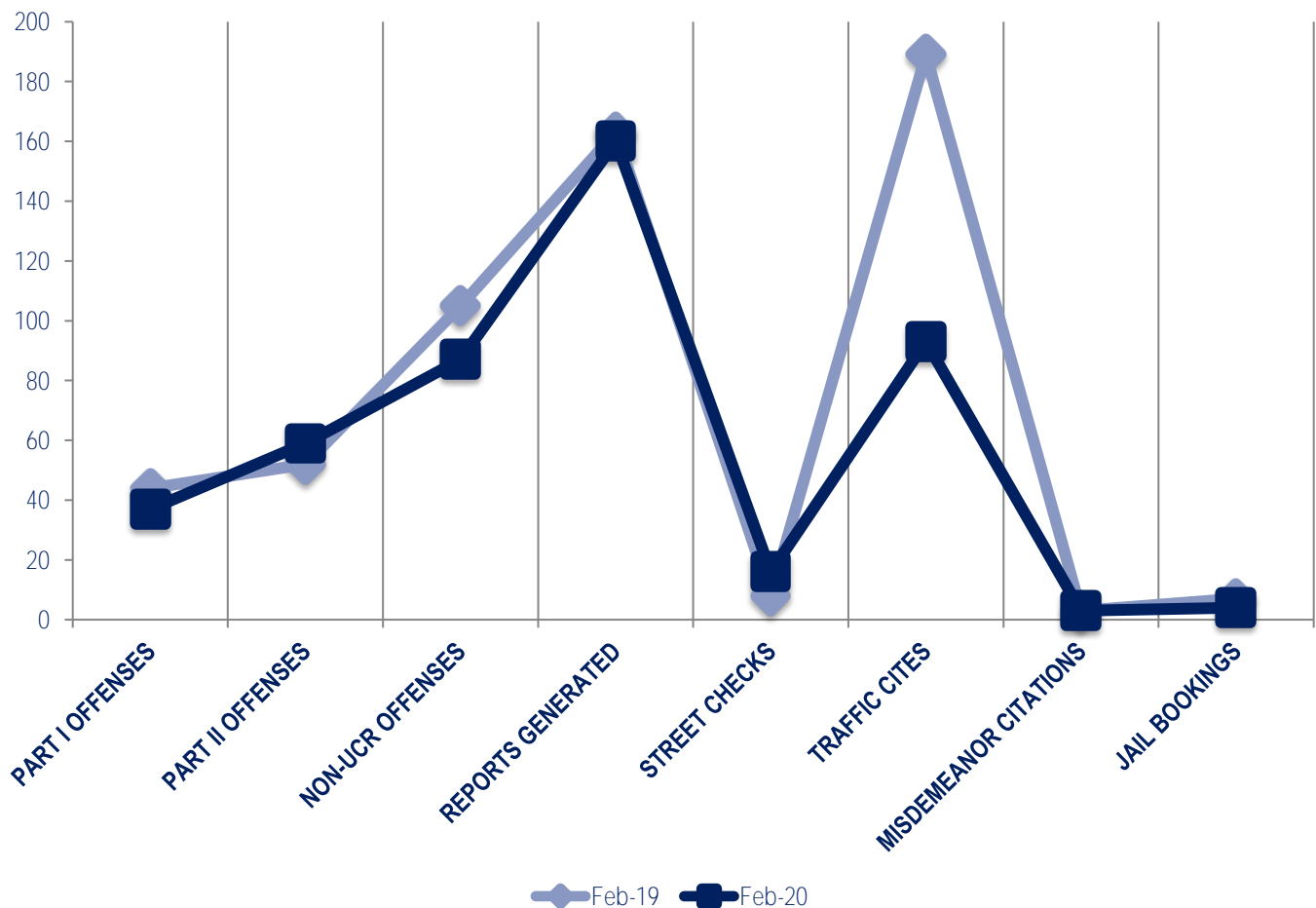


Other Event Totals



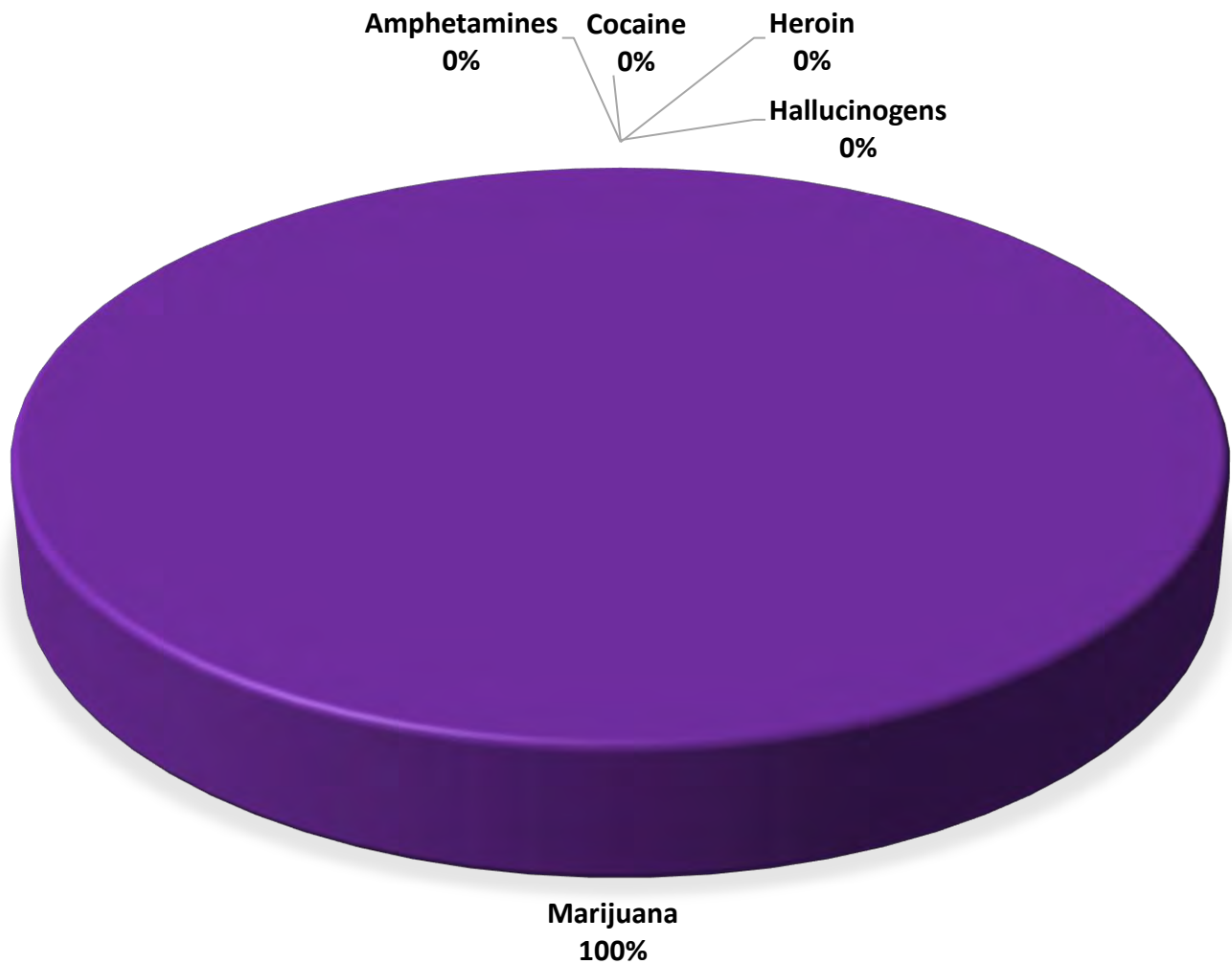
Combined Offense/Event Trends

	FEB 2019	FEB 2020
Part I Offenses	44	37
Part II Offenses	52	59
NonUCR Offenses	105	87
Reports Generated	163	160
Street Checks	8	16
Traffic Citations	189	93
Misdemeanor Citations	3	3
Jail Bookings	7	4

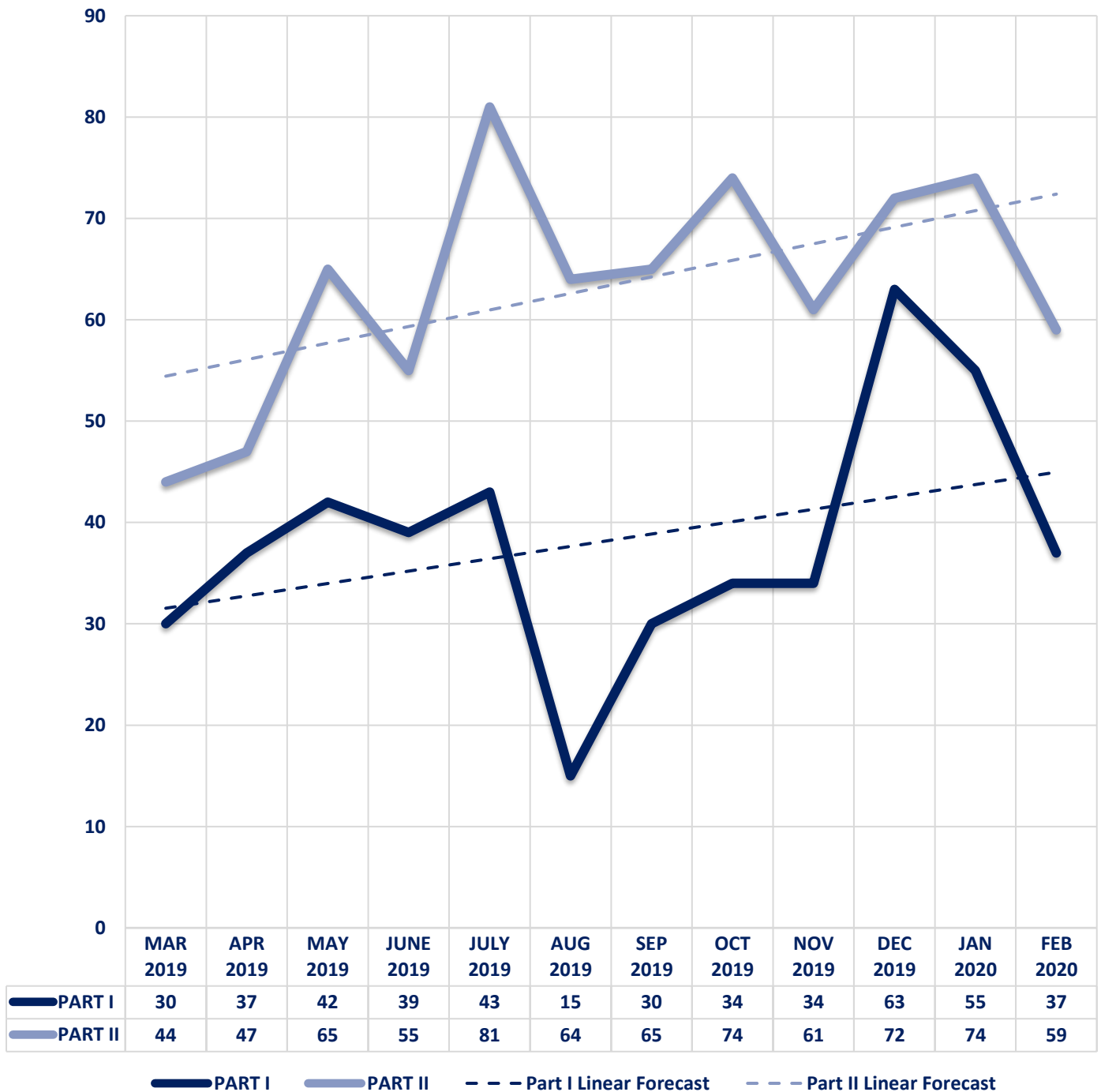


Seized Drugs

TYPE	DOSES	STREET VALUE
Cocaine	0.0	\$ -
Heroin	0.0	\$ -
Marijuana	14.5	\$ 86.77
Hallucinogens	0.0	\$ -
Amphetamines	0.0	\$ -
TOTAL	14.5	\$ 86.77



Part I & II Offenses - One Year





CITY COUNCIL DISTRICT #6 MONTHLY OFFENSE SUMMARY

March 2020

These figures represent preliminary counts of original Police Incident Reports and include all offenses within the above listed City Council District only. Full statistical analysis to determine the confidence level of this data has not been performed. The results contained herein are **approximate in relation to the listed area and may not fully coincide with data shown in other areas of SLCPD's Crime Statistics** page such as Calls for Service, Crimes Trending, and Crime Reports due to and reflective of departmental procedures that were in place at the time the event occurred and the date this data was compiled. Results displayed are not distinguished as attempted or completed crimes, do not include other calls for police service, and only represent police service where a report was made. Police Incident Reports are classified by primary offense categories as defined by the Uniform Crime Reporting (UCR) system, however for this report all offenses are included, and each incident may have more than one offense listed on it. In cases where there is more than one offense listed, all offenses are counted individually. Although every reasonable verification effort is made, the accuracy of any data is subject to the constraints of the report generation process as well as the manner, format, and point in time of any query.

PART I OFFENSES:	Chosen by the FBI as Part I Offenses because they are serious crimes that occur with regularity in all areas of the country and are likely to be reported to Police.
PART II OFFENSES:	All other crimes other than the eight Part I Offenses. The Uniform Crime Reporting Program gathers only arrest data for Part II Offenses, however, SLCPD results displayed in this document display all Part II Offenses, regardless of the presence of arrest data.
ALL OTHER OFFENSES:	Under the Part II Offense section, 'All Other Offenses' include Peeping Tom, Trespass, Kidnap/Abduction, Pornography, Extortion/Blackmail, Bribery, Warrants, Sexual Offenses, Obstruction, Public Peace, and Hit & Run.
NON-UCR OFFENSES:	Non-UCR Offenses include reports for all other offenses not classified as a Part I or Part II Offense. Results displayed separate some of these offenses such as Ambulance Calls, Deaths, Missing Persons, Suicides, Suspicious Activity, and Traffic Accidents.
ALL OTHER NON-UCR:	Under the Non-UCR category, 'All Other' include the remainder of offenses not classified as Part I or Part II and not separated from the Non-UCR Offenses. These include things such as Loud Parties, Barking Dogs, Mentally Ill Subjects, Citizen Assistance, etc.
LOW NUMBER OFFENSES:	On page two, in the interest of space and allowing for easier viewing, the category titled 'Low Number Offenses' include Part I and Part II Offenses from page one that have totals under the amount of 4.

Offenses

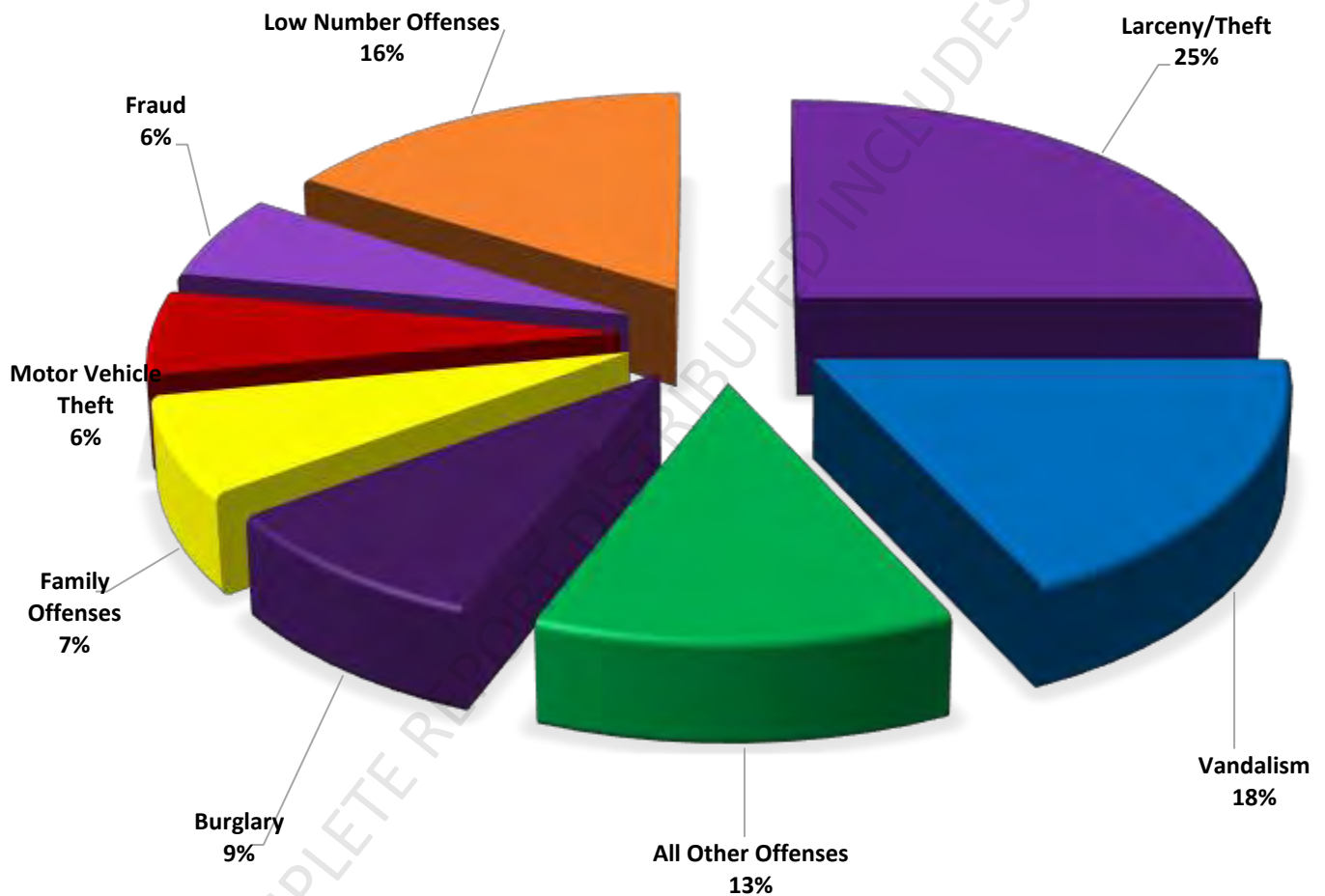
PART I OFFENSES
VIOLENT
PROPERTY

OFFENSE	MAR 19	MAR 20
Homicide	0	0
Sexual Assault	0	1
Robbery	0	0
Aggravated Assault	0	0
Burglary	3	9
Larceny/Theft	28	25
Motor Vehicle Theft	3	6
Arson	0	0
PART I TOTALS	34	41
Ambulance Calls	6	3
Deaths	0	3
Missing Persons	1	0
Suicides	0	0
Suspicious Activity	7	5
Traffic Accidents	34	10
All Other	38	35
NON-UCR TOTALS	86	56
PART I OFFENSES	34	41
PART II OFFENSES	47	59
NON-UCR OFFENSES	86	56
TOTAL	167	156

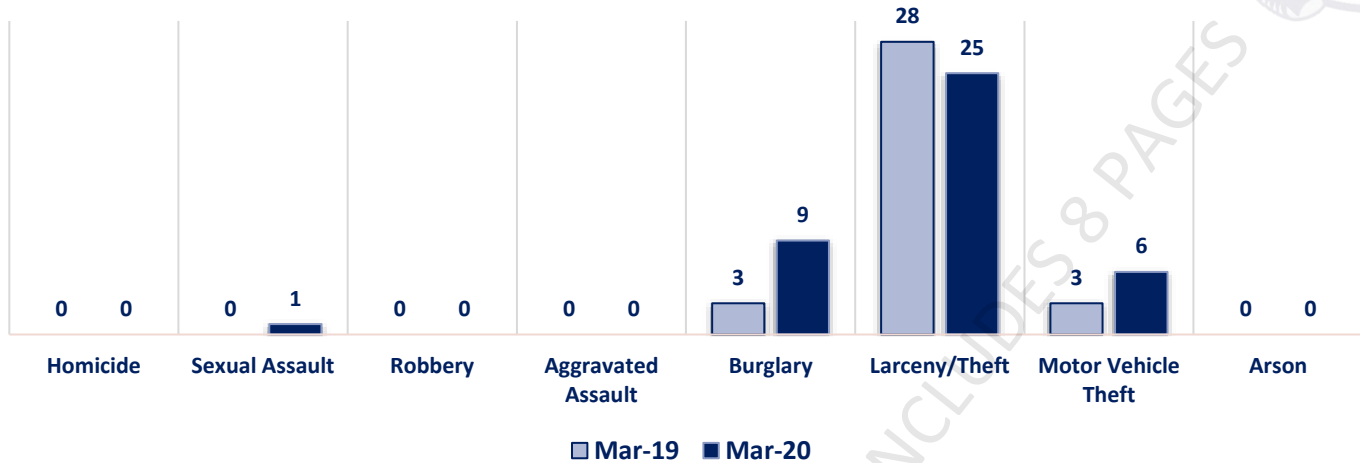
PART II OFFENSES

OFFENSE	MAR 19	MAR 20
Other Assaults	6	4
Forgery/Counterfeit	1	1
Fraud	12	6
Embezzlement	0	0
Stolen Property	0	0
Vandalism	7	18
Weapons	0	0
Prostitution	0	0
Sex Offenses	2	3
Drug Abuse	0	0
Gambling	0	0
Family Offenses	2	7
DUI	1	2
Liquor Laws	0	0
Drunkenness	1	1
Disorderly Conduct	3	1
All Other Offenses	11	13
Curfew/Loitering	0	0
Runaway	1	3
PART II TOTALS	47	59

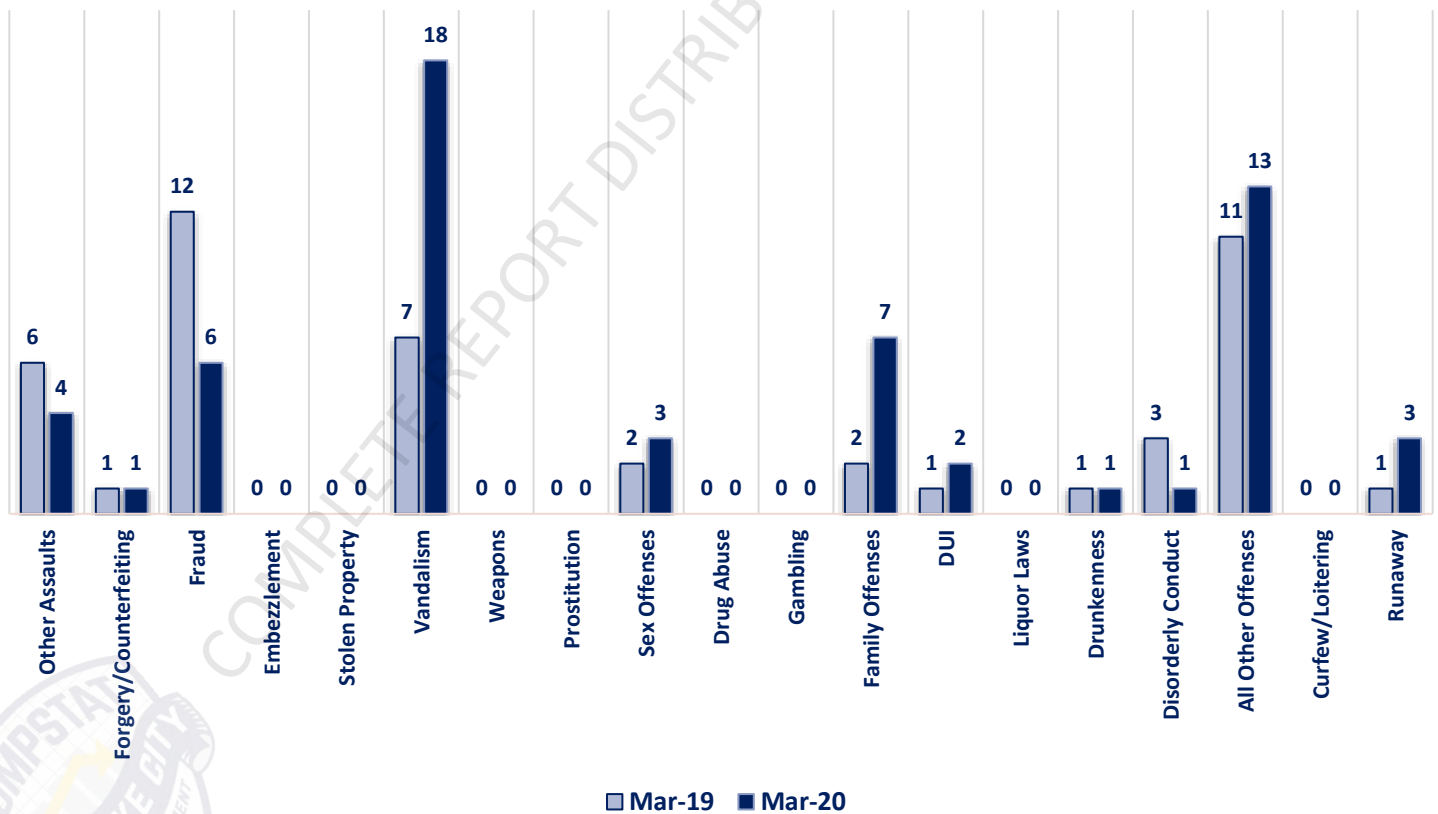
MARCH 2020- PART I & II OFFENSE PERCENTAGES



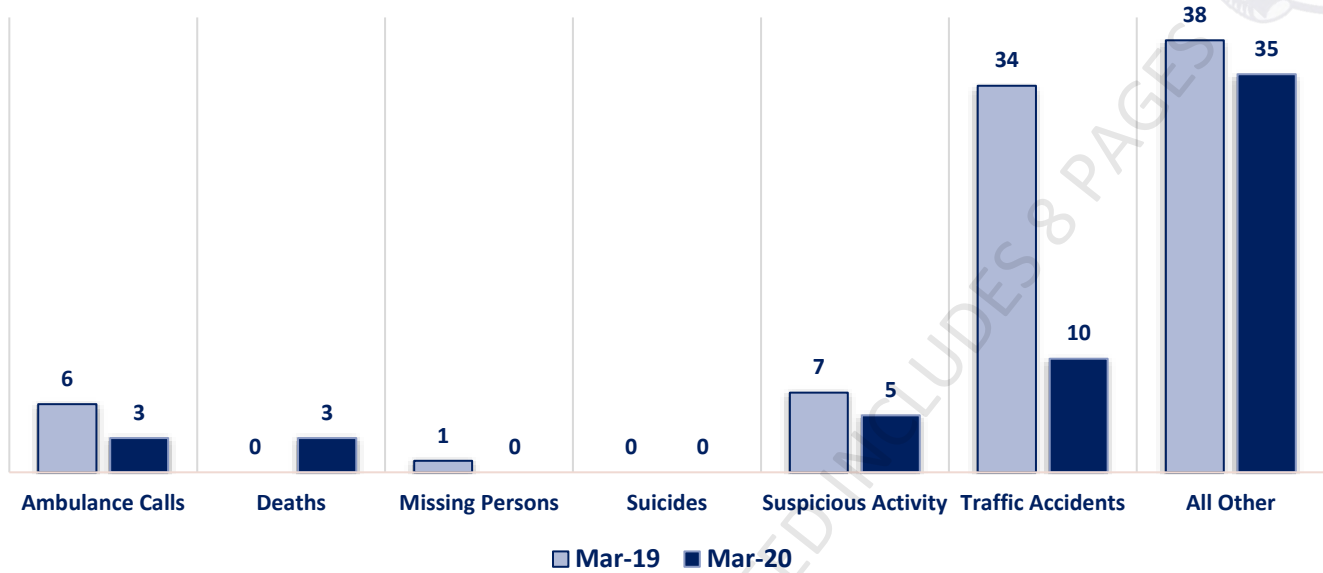
Part I Offenses



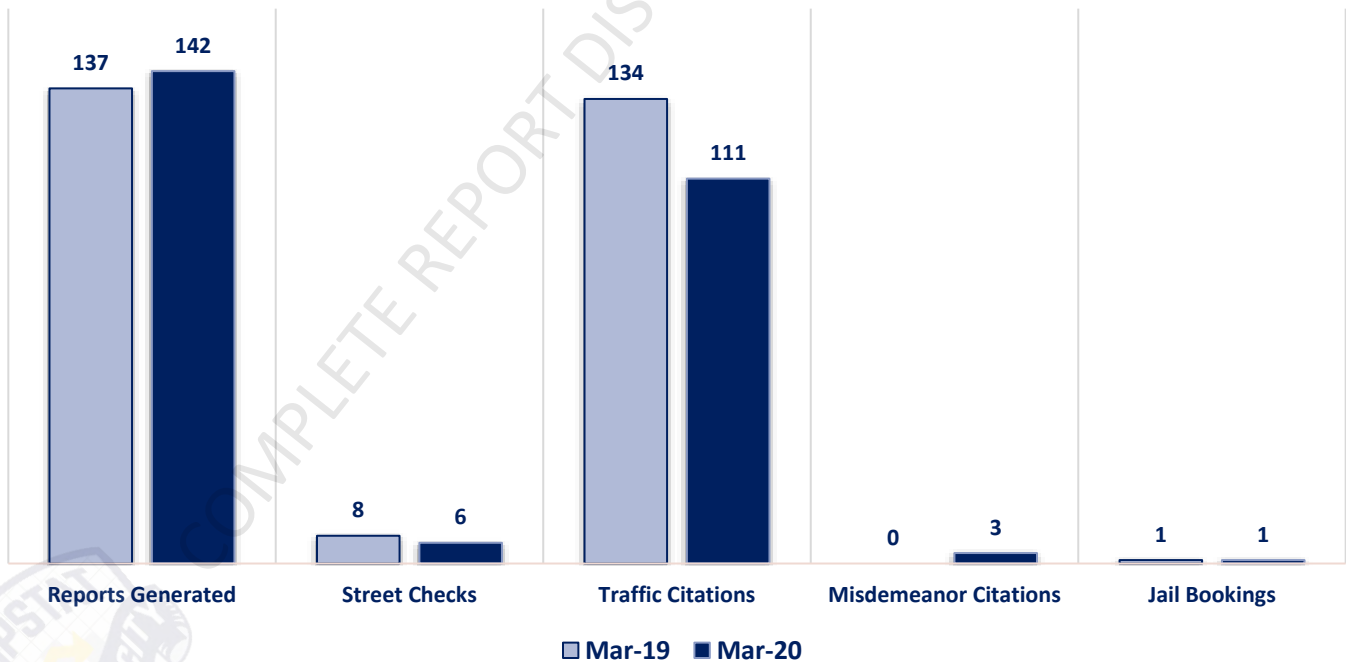
Part II Offenses



Non-UCR Offenses

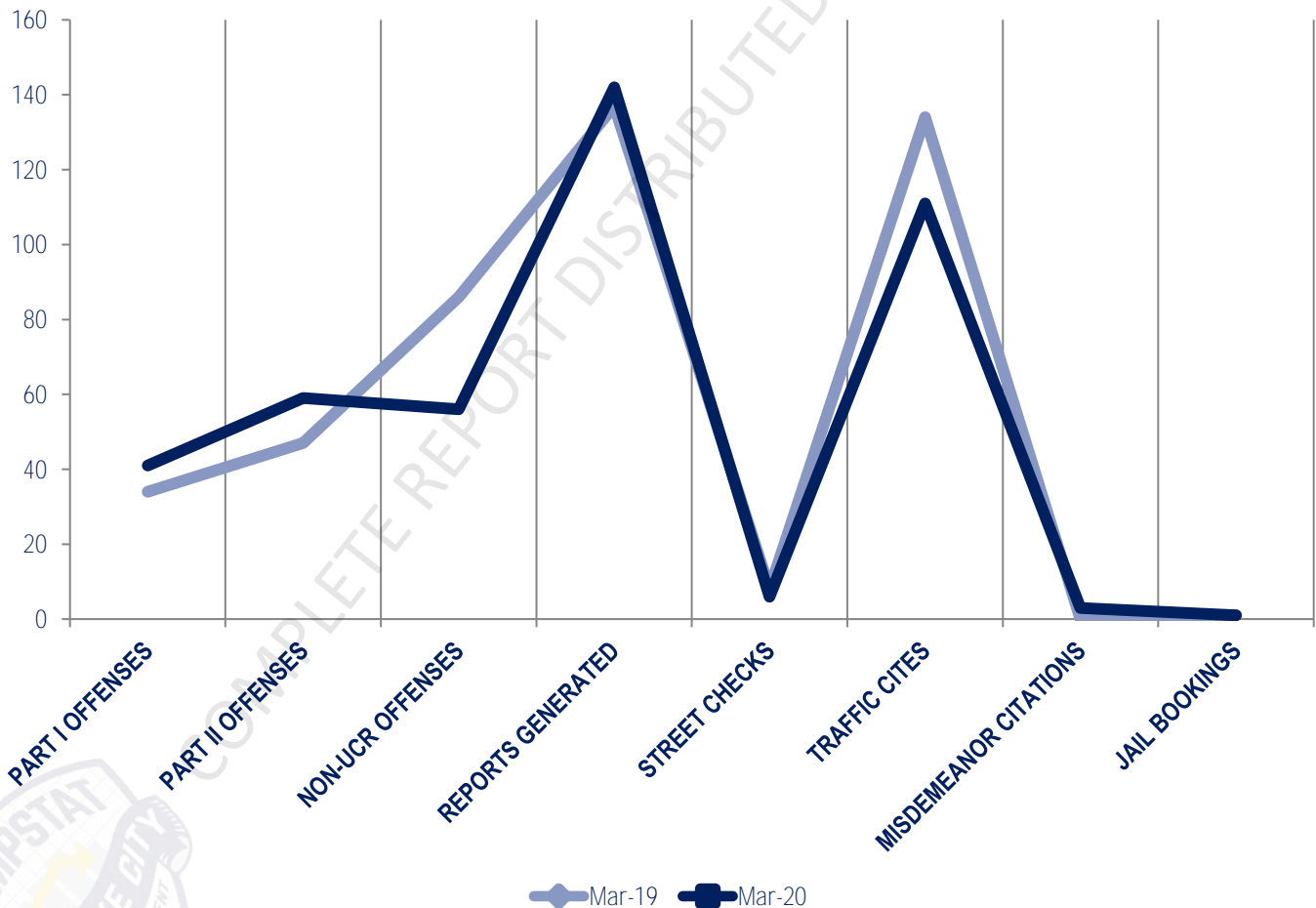


Other Event Totals



Combined Offense/Event Trends

	MAR 2019	MAR 2020
Part I Offenses	34	41
Part II Offenses	47	59
NonUCR Offenses	86	56
Reports Generated	137	142
Street Checks	8	6
Traffic Citations	134	111
Misdemeanor Citations	0	3
Jail Bookings	1	1

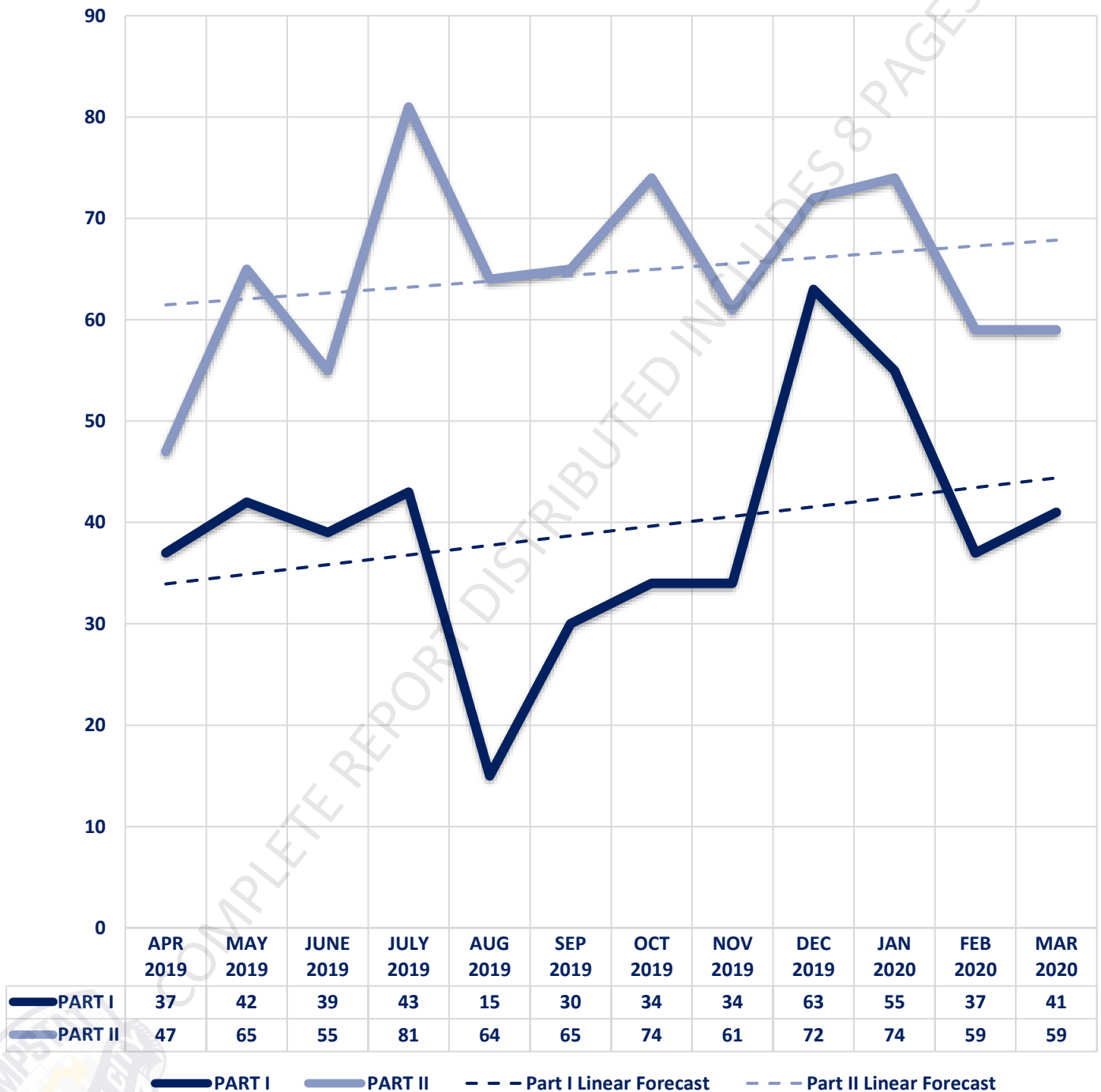


Seized Drugs

TYPE	DOSES	STREET VALUE
Cocaine	0.0	\$ -
Heroin	0.0	\$ -
Marijuana	0.0	\$ -
Hallucinogens	0.0	\$ -
Amphetamines	0.0	\$ -
TOTAL	0.0	\$ -

No Tracked Drugs Seized During March 2020

Part I & II Offenses - One Year





CITY COUNCIL DISTRICT #6 MONTHLY OFFENSE SUMMARY

April 2020

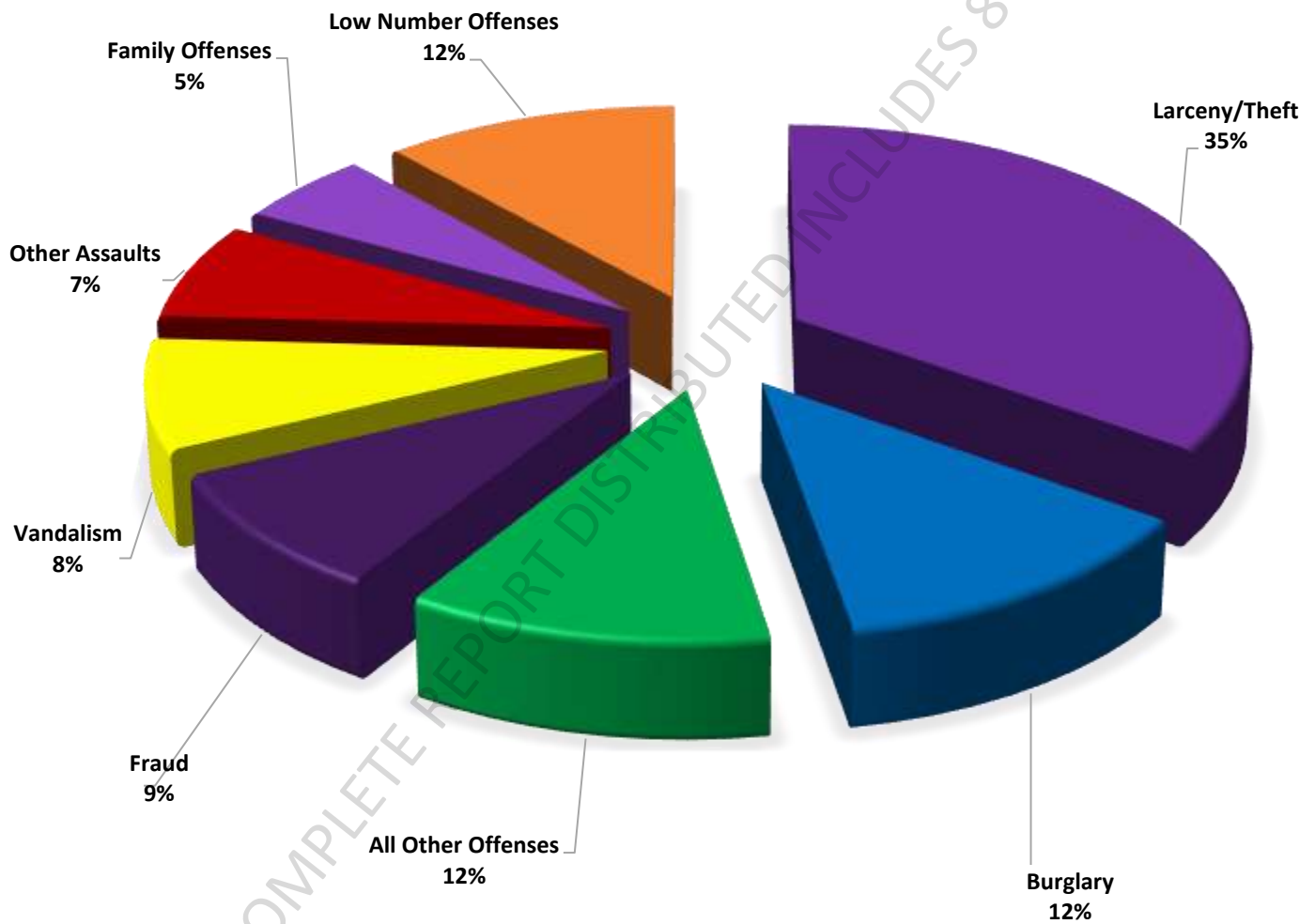
These figures represent preliminary counts of original Police Incident Reports and include all offenses within the above listed City Council District only. Full statistical analysis to determine the confidence level of this data has not been performed. The results contained herein are **approximate in relation to the listed area and may not fully coincide with data shown in other areas of SLCPD's Crime Statistics** page such as Calls for Service, Crimes Trending, and Crime Reports due to and reflective of departmental procedures that were in place at the time the event occurred and the date this data was compiled. Results displayed are not distinguished as attempted or completed crimes, do not include other calls for police service, and only represent police service where a report was made. Police Incident Reports are classified by primary offense categories as defined by the Uniform Crime Reporting (UCR) system, however for this report all offenses are included, and each incident may have more than one offense listed on it. In cases where there is more than one offense listed, all offenses are counted individually. Although every reasonable verification effort is made, the accuracy of any data is subject to the constraints of the report generation process as well as the manner, format, and point in time of any query.

PART I OFFENSES:	Chosen by the FBI as Part I Offenses because they are serious crimes that occur with regularity in all areas of the country and are likely to be reported to Police.
PART II OFFENSES:	All other crimes other than the eight Part I Offenses. The Uniform Crime Reporting Program gathers only arrest data for Part II Offenses, however, SLCPD results displayed in this document display all Part II Offenses, regardless of the presence of arrest data.
ALL OTHER OFFENSES:	Under the Part II Offense section, 'All Other Offenses' include Peeping Tom, Trespass, Kidnap/Abduction, Pornography, Extortion/Blackmail, Bribery, Warrants, Sexual Offenses, Obstruction, Public Peace, and Hit & Run.
NON-UCR OFFENSES:	Non-UCR Offenses include reports for all other offenses not classified as a Part I or Part II Offense. Results displayed separate some of these offenses such as Ambulance Calls, Deaths, Missing Persons, Suicides, Suspicious Activity, and Traffic Accidents.
ALL OTHER NON-UCR:	Under the Non-UCR category, 'All Other' include the remainder of offenses not classified as Part I or Part II and not separated from the Non-UCR Offenses. These include things such as Loud Parties, Barking Dogs, Mentally Ill Subjects, Citizen Assistance, etc.
LOW NUMBER OFFENSES:	On page two, in the interest of space and allowing for easier viewing, the category titled 'Low Number Offenses' include Part I and Part II Offenses from page one that have totals under the amount of 4.

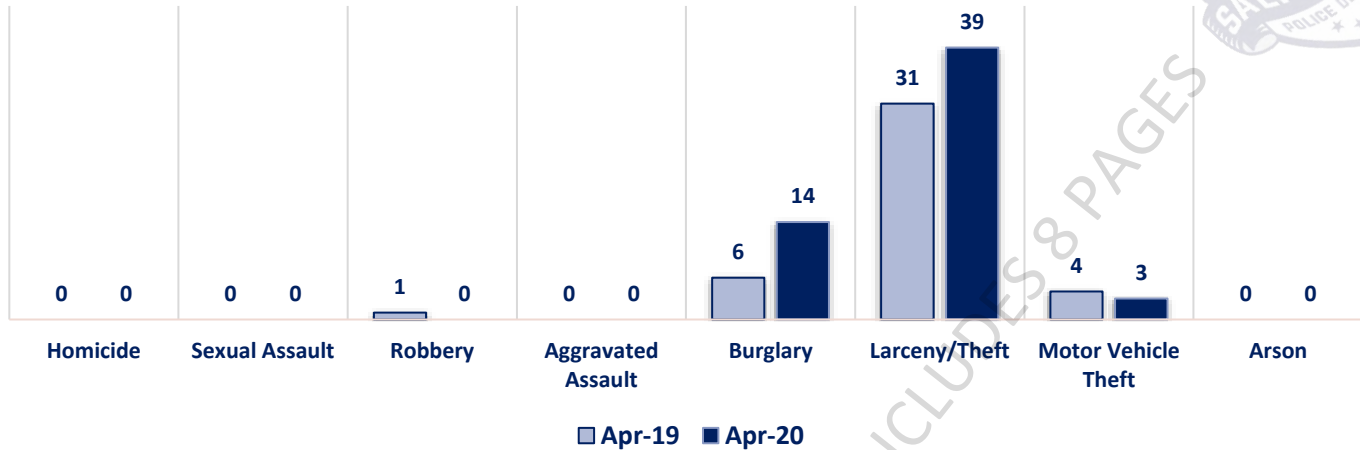
Offenses

	OFFENSE	APR 19	APR 20	OFFENSE	APR 19	APR 20
PART I OFFENSES	Homicide	0	0	Other Assaults	5	8
	Sexual Assault	0	0	Forgery/Counterfeit	0	2
	Robbery	1	0	Fraud	12	10
	Aggravated Assault	0	0	Embezzlement	0	0
	Burglary	6	14	Stolen Property	0	0
	Larceny/Theft	31	39	Vandalism	9	9
	Motor Vehicle Theft	4	3	Weapons	0	0
	Arson	0	0	Prostitution	0	0
PART II OFFENSES	PART I TOTALS	42	56	Sex Offenses	0	2
	Ambulance Calls	6	2	Drug Abuse	2	4
	Deaths	1	2	Gambling	0	0
	Missing Persons	0	1	Family Offenses	3	6
	Suicides	1	0	DUI	3	2
	Suspicious Activity	6	2	Liquor Laws	0	0
	Traffic Accidents	22	3	Drunkenness	0	0
	All Other	43	29	Disorderly Conduct	3	0
TOTALS	NON-UCR TOTALS	79	39	All Other Offenses	16	13
	PART I OFFENSES	42	56	Curfew/Loitering	0	0
	PART II OFFENSES	53	56	Runaway	0	0
	NON-UCR OFFENSES	79	39	PART II TOTALS	53	56
	TOTAL	174	151			

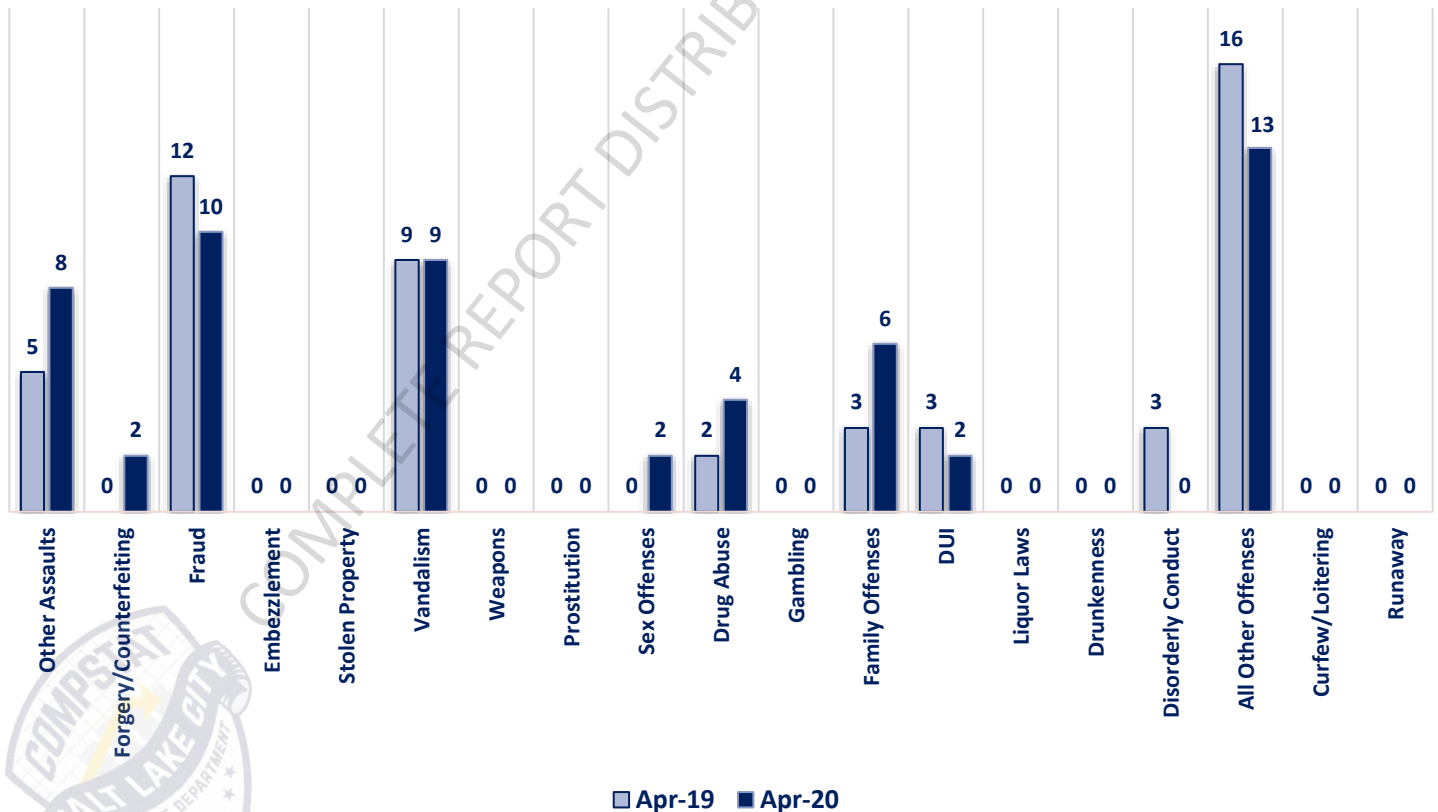
APRIL 2020- PART I & II OFFENSE PERCENTAGES



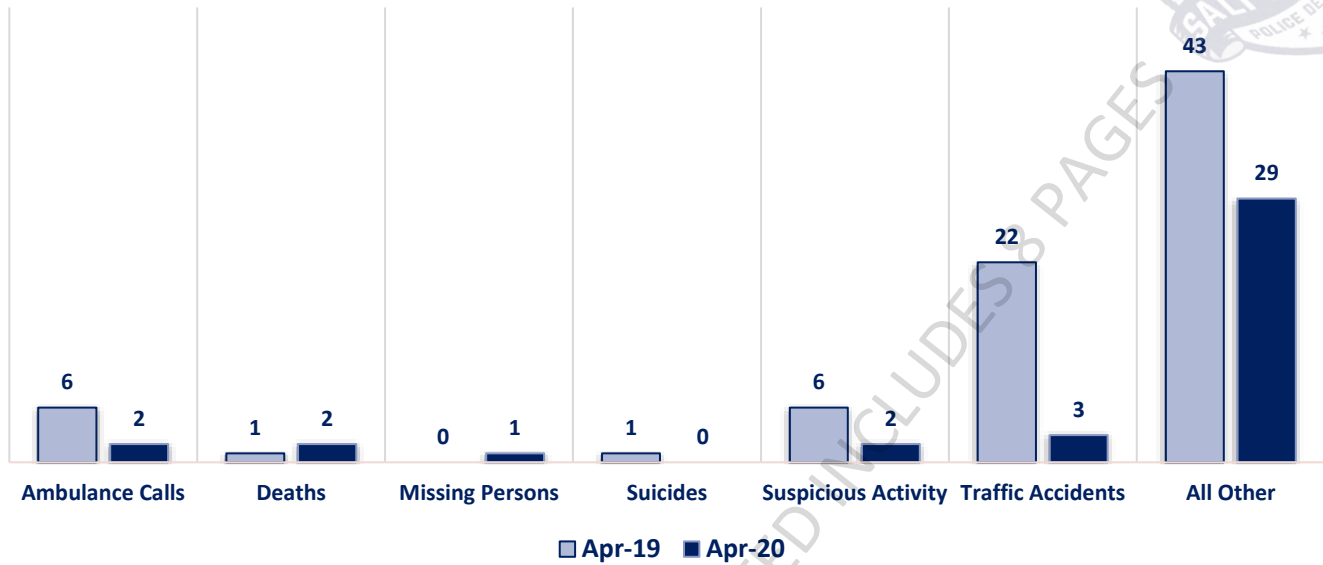
Part I Offenses



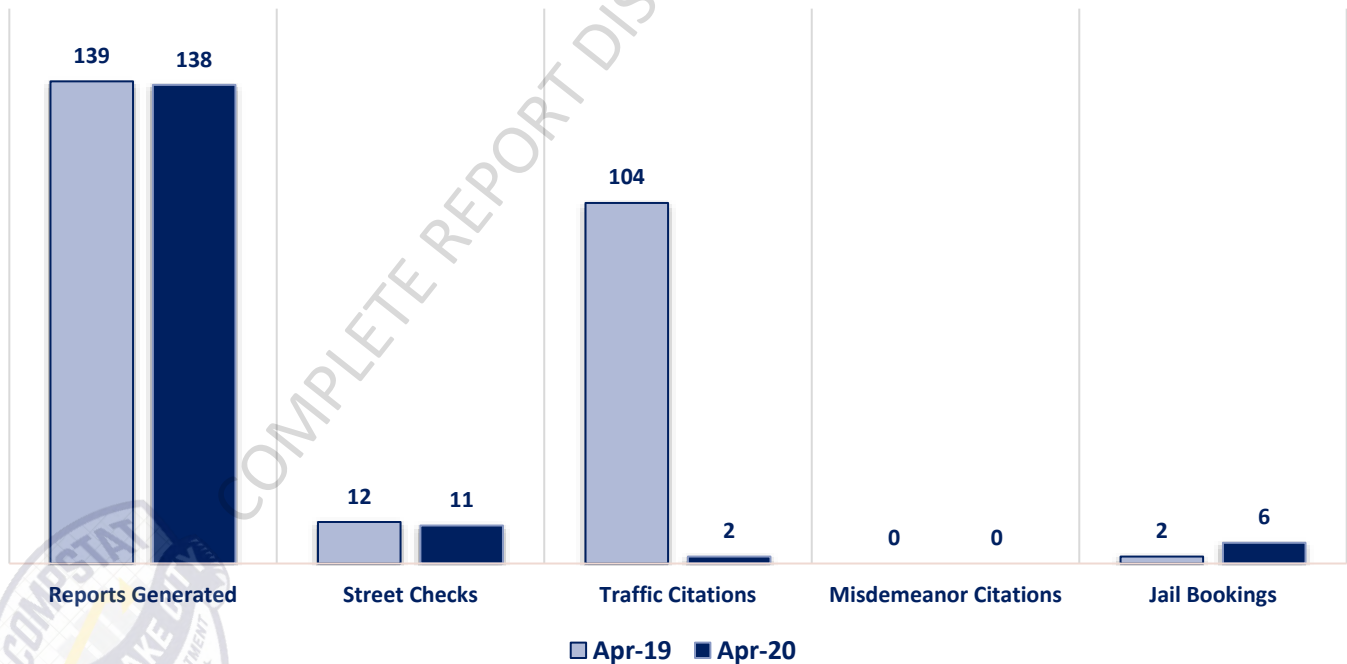
Part II Offenses



Non-UCR Offenses

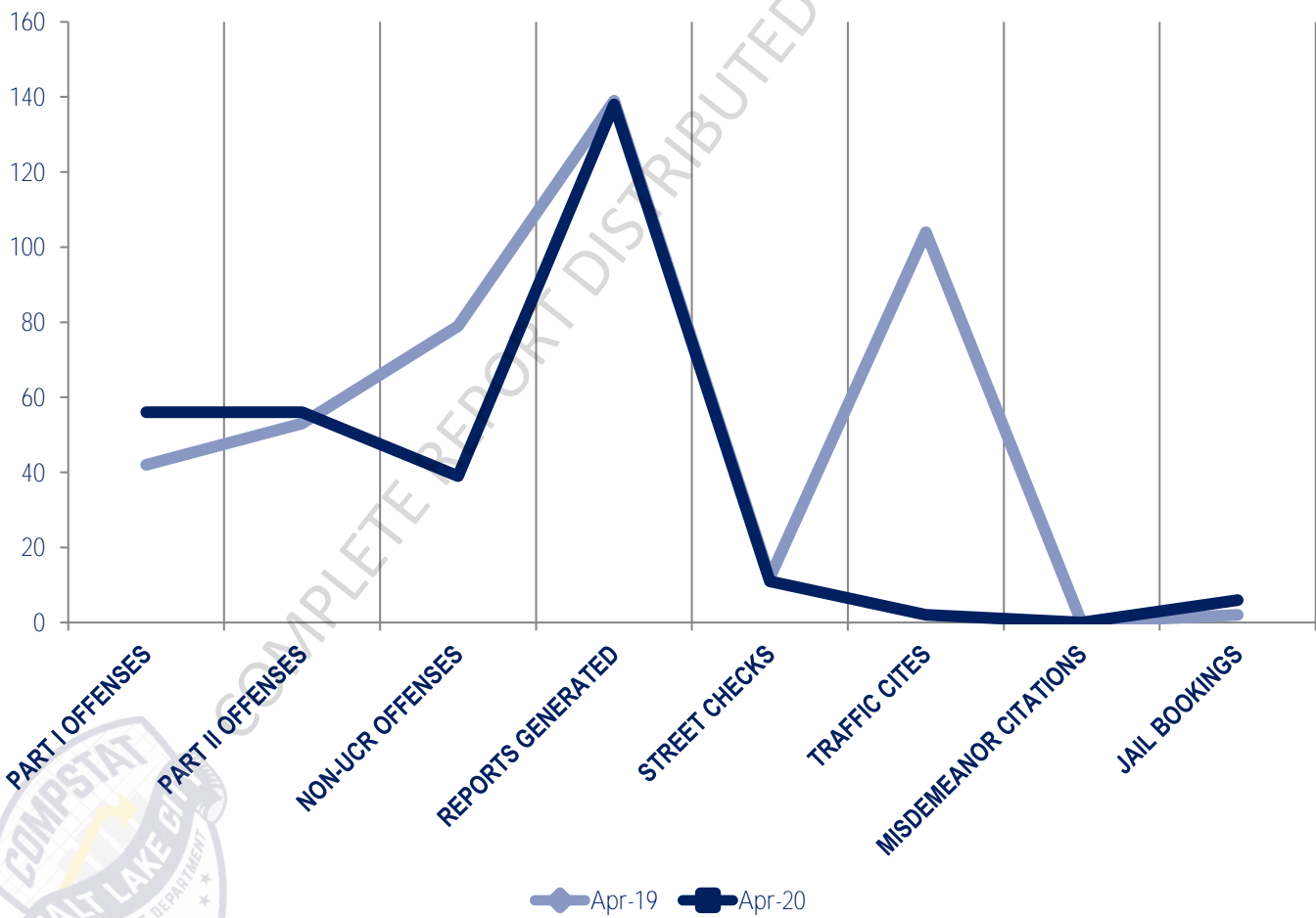


Other Event Totals



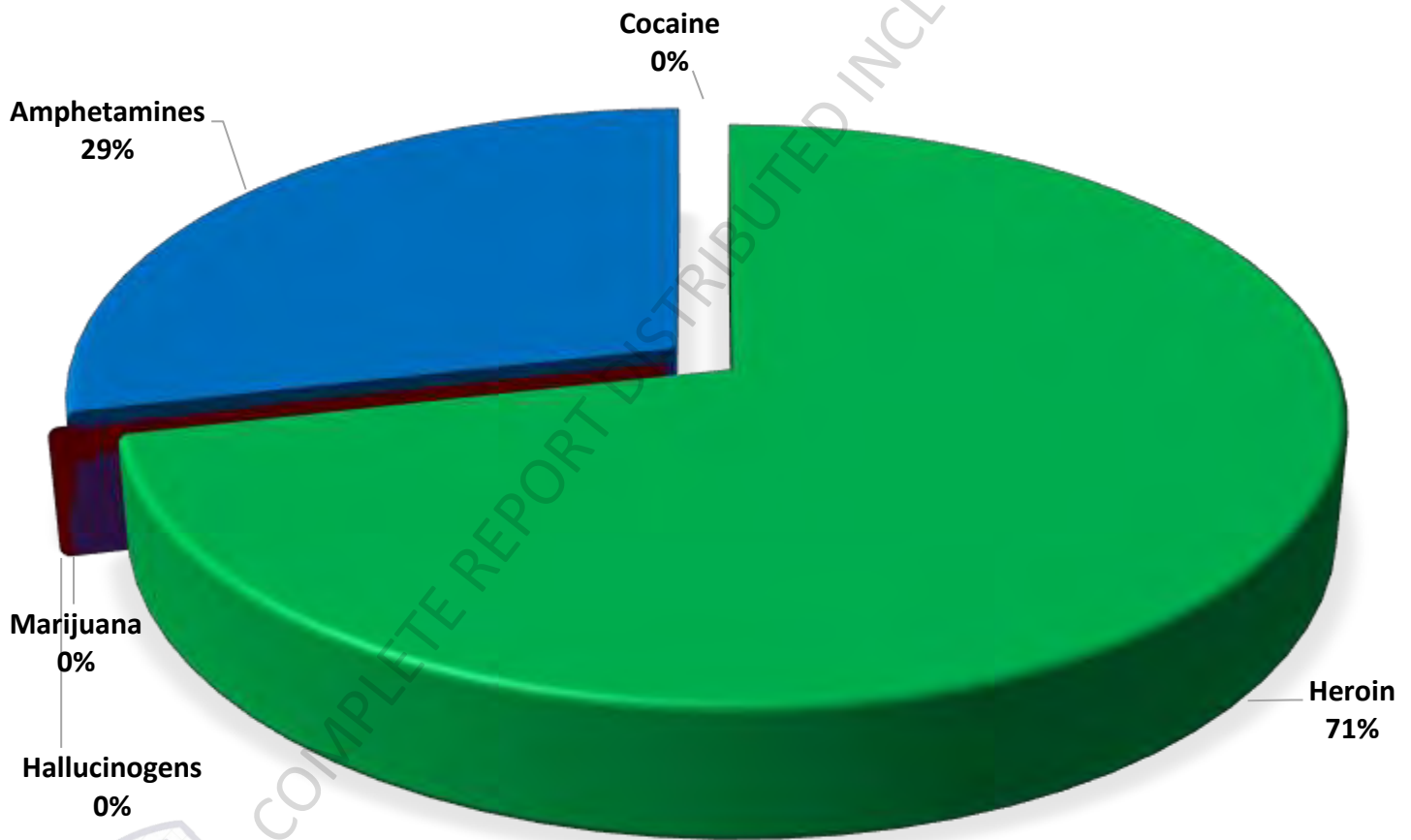
Combined Offense/Event Trends

	APR 2019	APR 2020
Part I Offenses	42	56
Part II Offenses	53	56
NonUCR Offenses	79	39
Reports Generated	139	138
Street Checks	12	11
Traffic Citations	104	2
Misdemeanor Citations	0	0
Jail Bookings	2	6



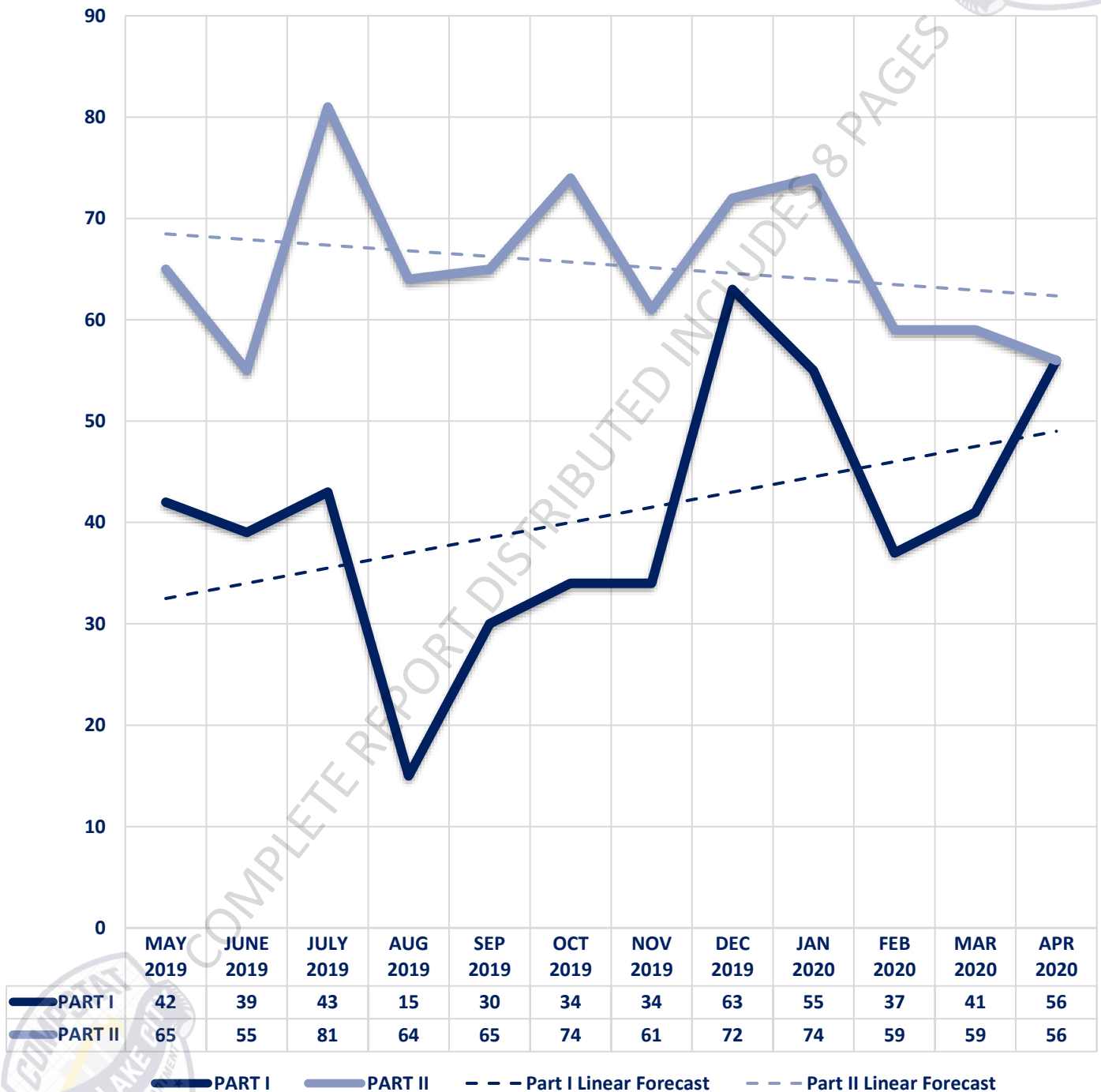
Seized Drugs

TYPE	DOSES	STREET VALUE
Cocaine	0.0	\$ -
Heroin	25.0	\$ 250.00
Marijuana	0.0	\$ -
Hallucinogens	0.0	\$ -
Amphetamines	10.0	\$ 100.00
TOTAL	35.0	\$ 350.00





Part I & II Offenses - One Year





CITY COUNCIL DISTRICT #6

MONTHLY OFFENSE SUMMARY

May 2020

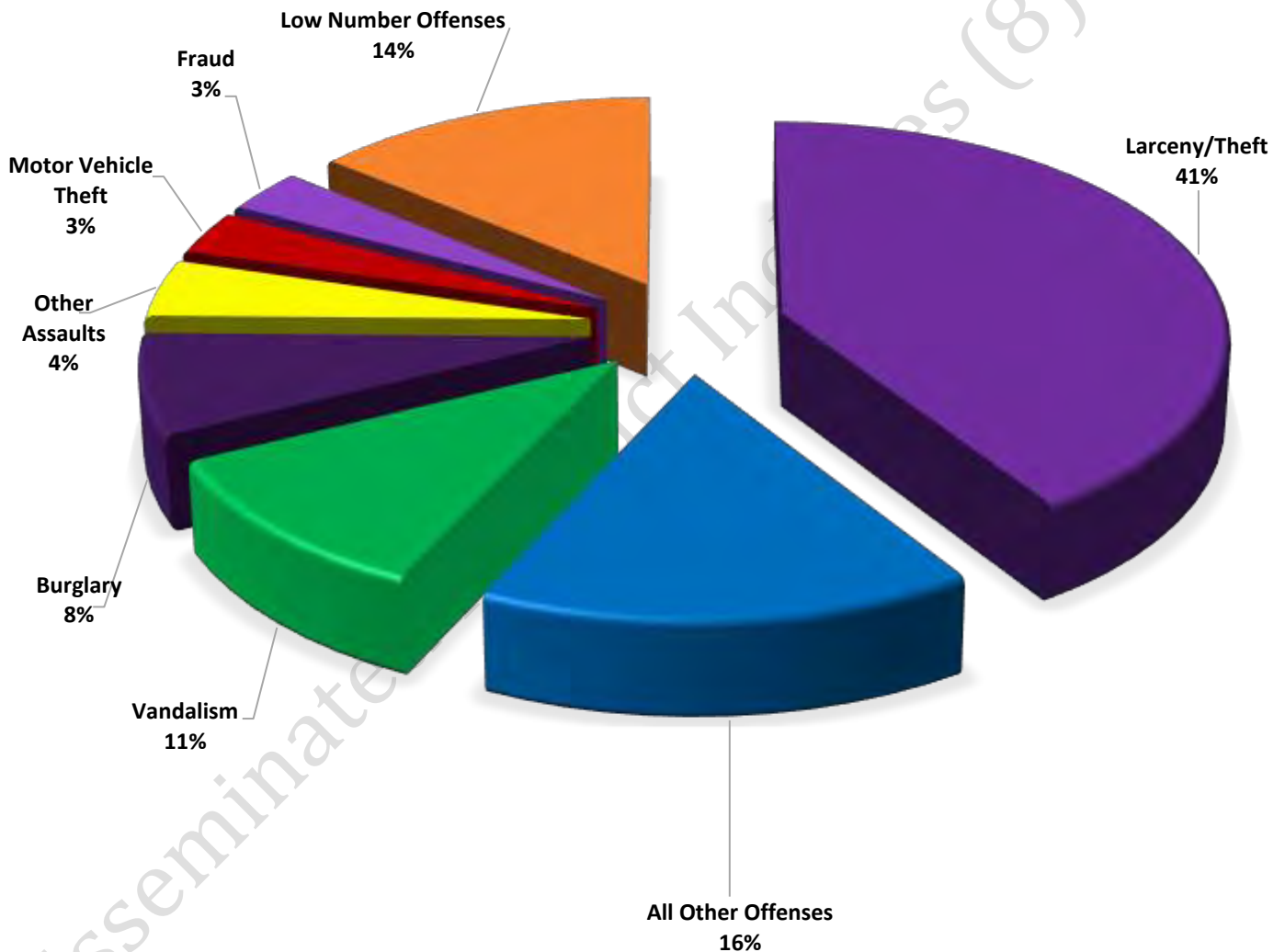
These figures represent preliminary counts of original Police Incident Reports and include all offenses within the above listed City Council District only. Full statistical analysis to determine the confidence level of this data has not been performed. The results contained herein are **approximate in relation to the listed area and may not fully coincide with data shown in other areas of SLCPD's Crime Statistics** page such as Calls for Service, Crimes Trending, and Crime Reports due to and reflective of departmental procedures that were in place at the time the event occurred and the date this data was compiled. Results displayed are not distinguished as attempted or completed crimes, do not include other calls for police service, and only represent police service where a report was made. Police Incident Reports are classified by primary offense categories as defined by the Uniform Crime Reporting (UCR) system, however for this report all offenses are included, and each incident may have more than one offense listed on it. In cases where there is more than one offense listed, all offenses are counted individually. Although every reasonable verification effort is made, the accuracy of any data is subject to the constraints of the report generation process as well as the manner, format, and point in time of any query.

PART I OFFENSES:	Chosen by the FBI as Part I Offenses because they are serious crimes that occur with regularity in all areas of the country and are likely to be reported to Police.
PART II OFFENSES:	All other crimes other than the eight Part I Offenses. The Uniform Crime Reporting Program gathers only arrest data for Part II Offenses, however, SLCPD results displayed in this document display all Part II Offenses, regardless of the presence of arrest data.
ALL OTHER OFFENSES:	Under the Part II Offense section, 'All Other Offenses' include Peeping Tom, Trespass, Kidnap/Abduction, Pornography, Extortion/Blackmail, Bribery, Warrants, Sexual Offenses, Obstruction, Public Peace, and Hit & Run.
NON-UCR OFFENSES:	Non-UCR Offenses include reports for all other offenses not classified as a Part I or Part II Offense. Results displayed separate some of these offenses such as Ambulance Calls, Deaths, Missing Persons, Suicides, Suspicious Activity, and Traffic Accidents.
ALL OTHER NON-UCR:	Under the Non-UCR category, 'All Other' include the remainder of offenses not classified as Part I or Part II and not separated from the Non-UCR Offenses. These include things such as Loud Parties, Barking Dogs, Mentally Ill Subjects, Citizen Assistance, etc.
LOW NUMBER OFFENSES:	On page two, in the interest of space and allowing for easier viewing, the category titled 'Low Number Offenses' include Part I and Part II Offenses from page one that have totals under the amount of 2.

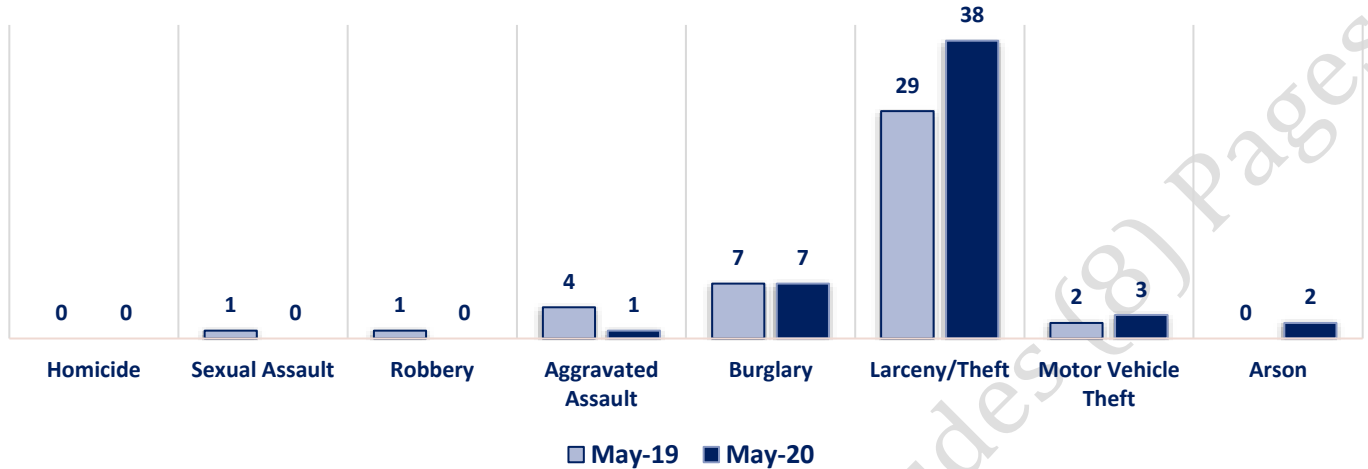
Offenses

PART I OFFENSES VIOLENT PROPERTY		OFFENSE		MAY 19	MAY 20	PART II OFFENSES	
		Homicide		0	0		
		Sexual Assault		1	0		
		Robbery		1	0		
		Aggravated Assault		4	1		
		Burglary		7	7		
		Larceny/Theft		29	38		
		Motor Vehicle Theft		2	3		
		Arson		0	2		
		PART I TOTALS		44	51		
NON-UCR OFFENSES		Ambulance Calls		1	8	PART II OFFENSES	
		Deaths		0	2		
		Missing Persons		3	0		
		Suicides		0	0		
		Suspicious Activity		11	4		
		Traffic Accidents		27	10		
		All Other		33	22		
		NON-UCR TOTALS		75	46		
TOTALS		PART I OFFENSES		44	51	PART II OFFENSES	
		PART II OFFENSES		72	42		
		NON-UCR OFFENSES		75	46		
TOTAL		191	139				

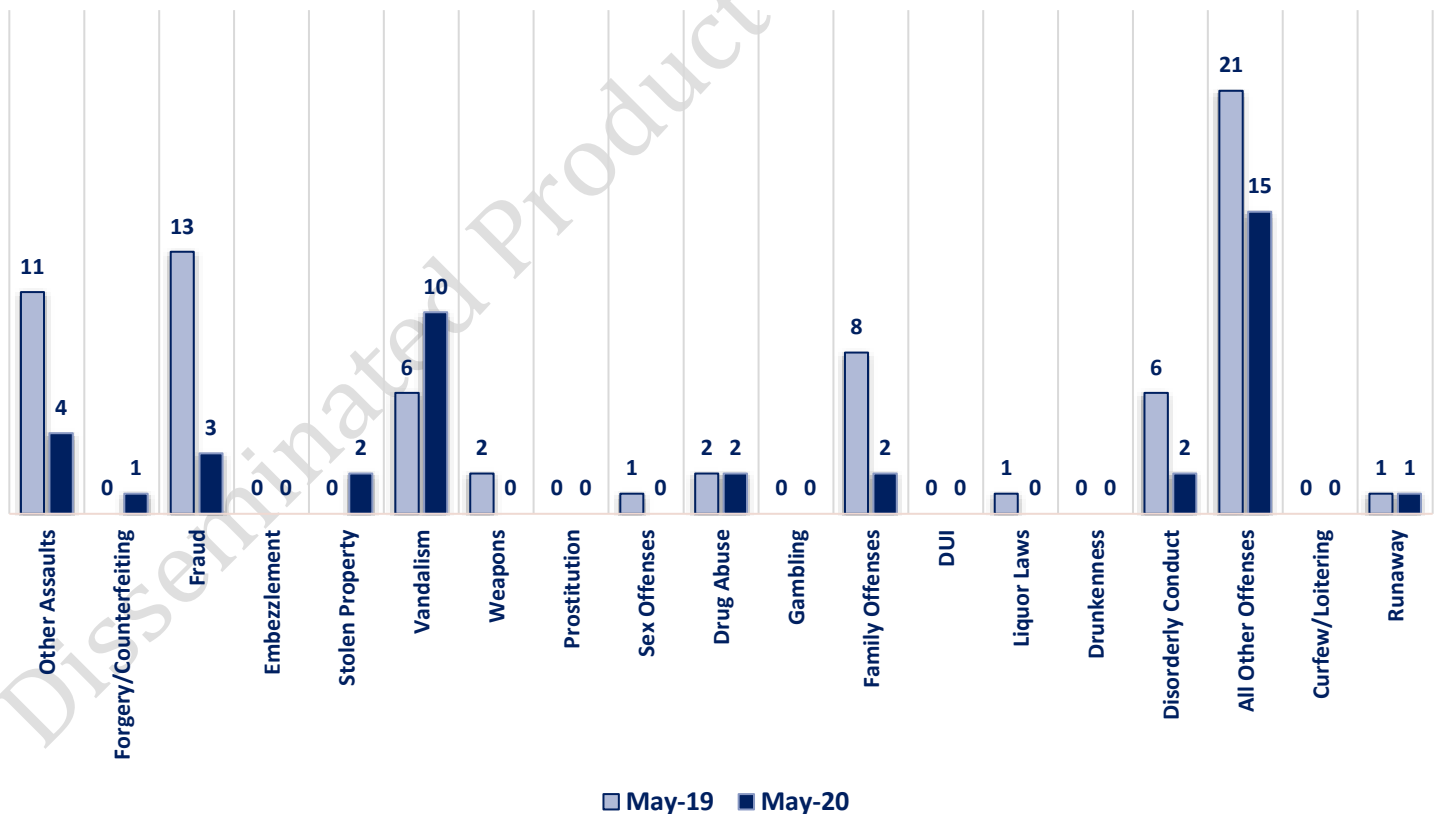
MAY 2020- PART I & II OFFENSE PERCENTAGES



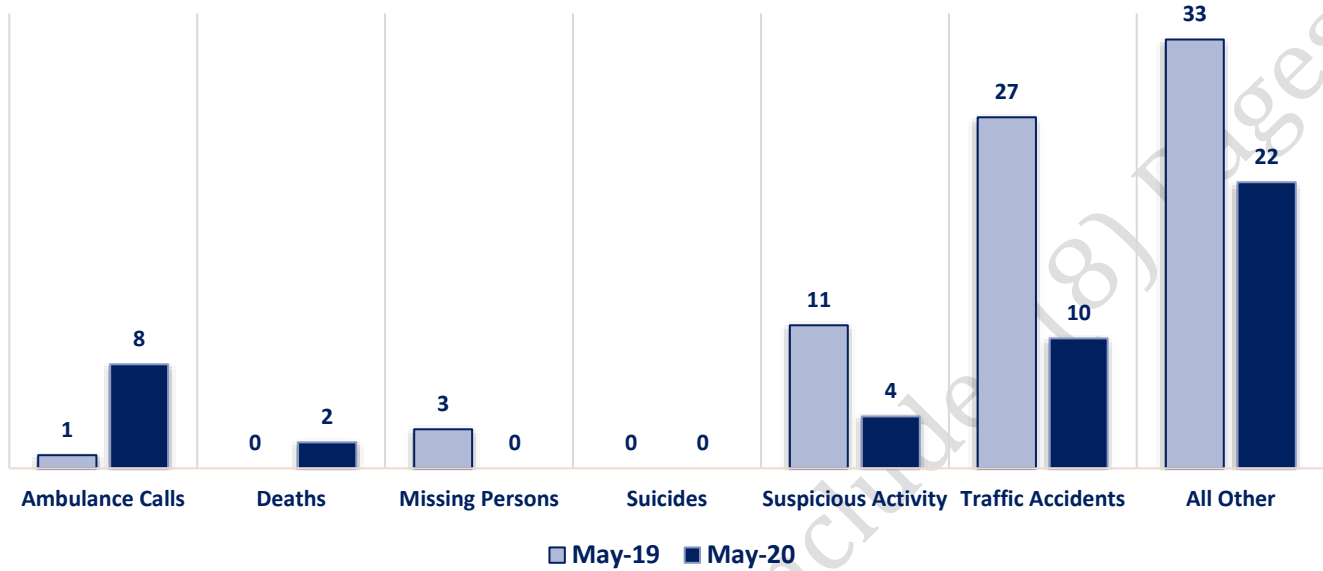
Part I Offenses



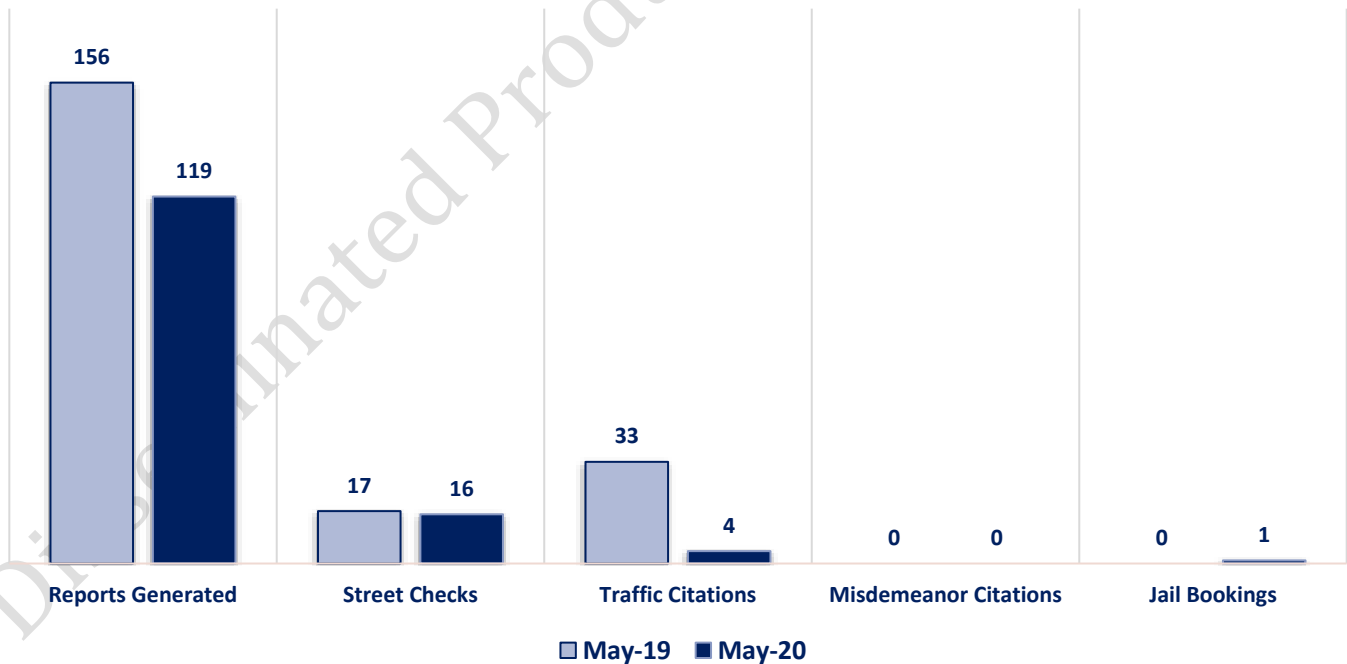
Part II Offenses



Non-UCR Offenses

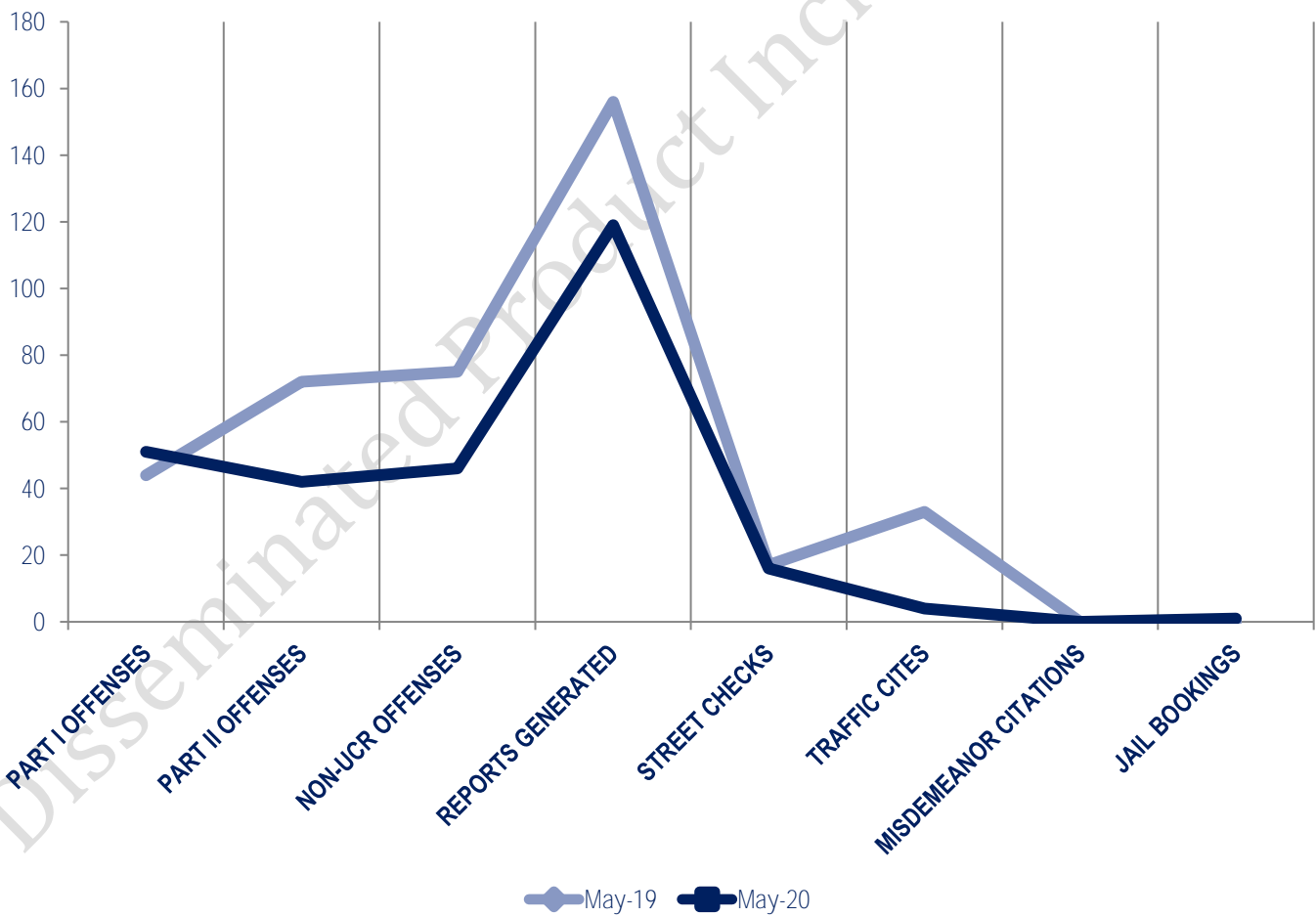


Other Event Totals



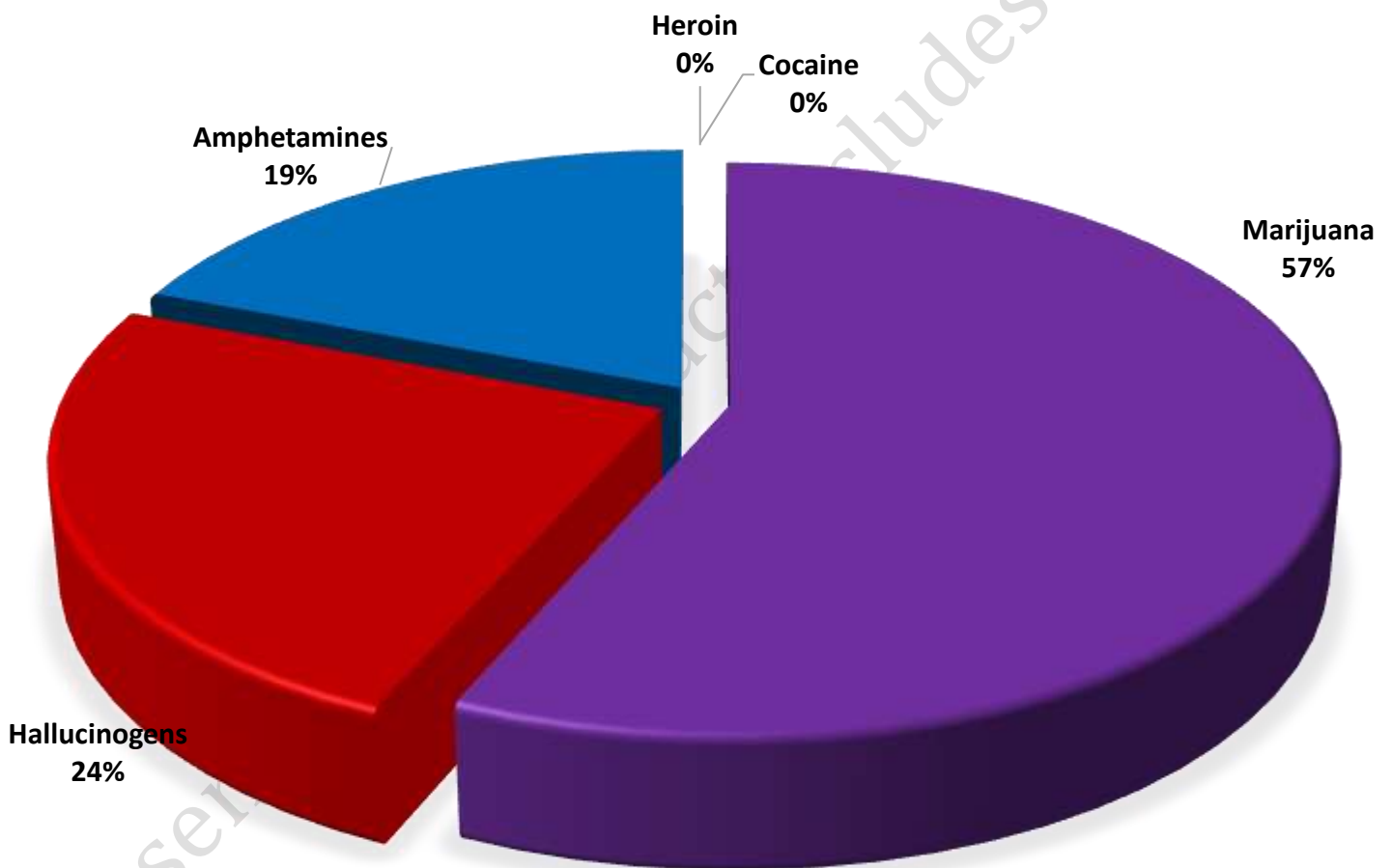
Combined Offense/Event Trends

	MAY 2019	MAY 2020
Part I Offenses	44	51
Part II Offenses	72	42
NonUCR Offenses	75	46
Reports Generated	156	119
Street Checks	17	16
Traffic Citations	33	4
Misdemeanor Citations	0	0
Jail Bookings	0	1

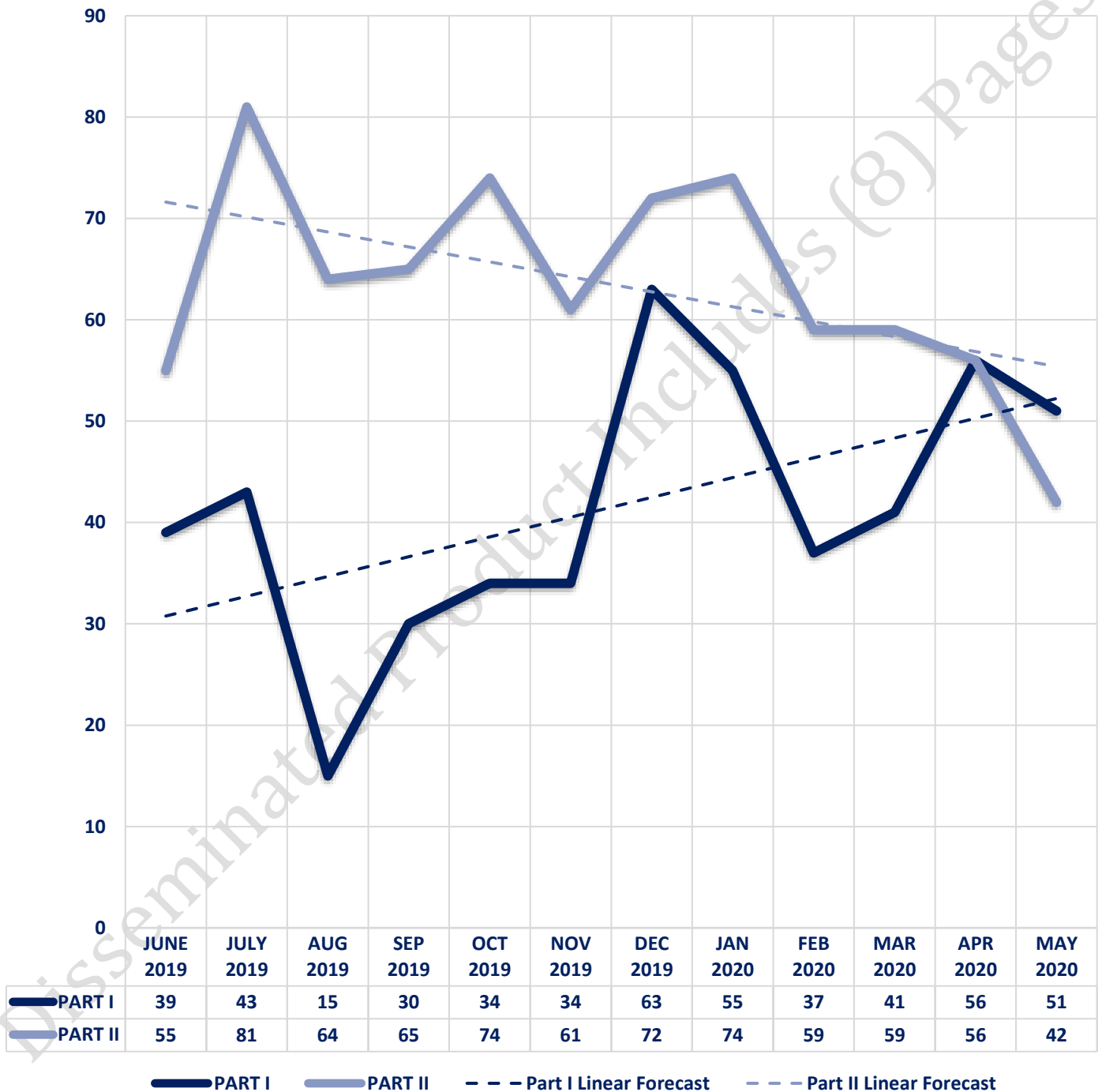


Seized Drugs

TYPE	DOSES	STREET VALUE
Cocaine	0.0	\$ -
Heroin	0.0	\$ -
Marijuana	53.3	\$ 319.58
Hallucinogens	22.9	\$ 45.86
Amphetamines	18.0	\$ 180.00
TOTAL	94.2	\$ 545.44



Part I & II Offenses - One Year





CITY COUNCIL DISTRICT #6 MONTHLY OFFENSE SUMMARY

JUNE 2020

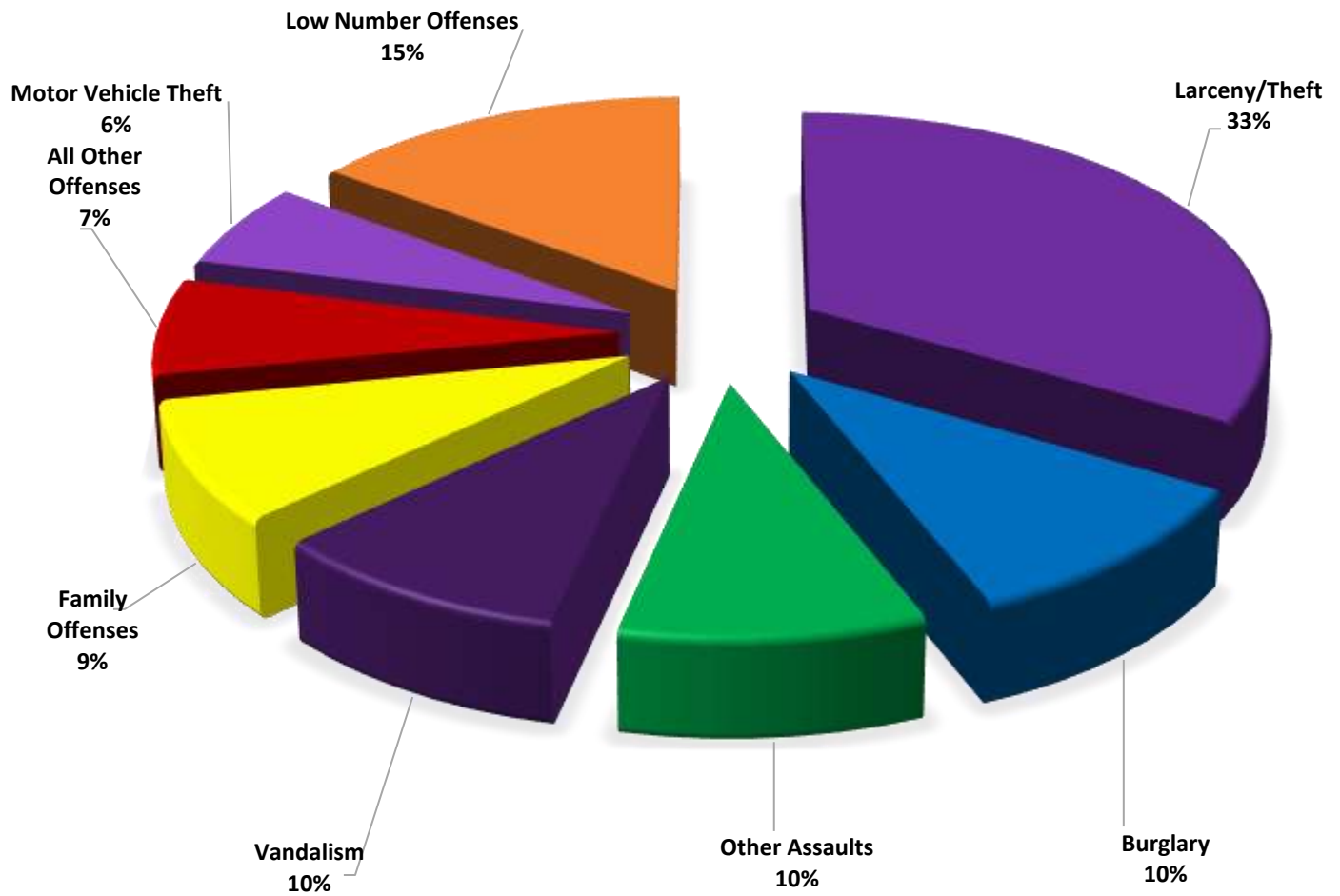
These figures represent preliminary counts of original Police Incident Reports and include all offenses within the above listed City Council District only. Full statistical analysis to determine the confidence level of this data has not been performed. The results contained herein are **approximate in relation to the listed area and may not fully coincide with data shown in other areas of SLCPD's Crime Statistics** page such as Calls for Service, Crimes Trending, and Crime Reports due to and reflective of departmental procedures that were in place at the time the event occurred and the date this data was compiled. Results displayed are not distinguished as attempted or completed crimes, do not include other calls for police service, and only represent police service where a report was made. Police Incident Reports are classified by primary offense categories as defined by the Uniform Crime Reporting (UCR) system, however for this report all offenses are included, and each incident may have more than one offense listed on it. In cases where there is more than one offense listed, all offenses are counted individually. Although every reasonable verification effort is made, the accuracy of any data is subject to the constraints of the report generation process as well as the manner, format, and point in time of any query.

PART I OFFENSES:	Chosen by the FBI as Part I Offenses because they are serious crimes that occur with regularity in all areas of the country and are likely to be reported to Police.
PART II OFFENSES:	All other crimes other than the eight Part I Offenses. The Uniform Crime Reporting Program gathers only arrest data for Part II Offenses, however, SLCPD results displayed in this document display all Part II Offenses, regardless of the presence of arrest data.
ALL OTHER OFFENSES:	Under the Part II Offense section, 'All Other Offenses' include Peeping Tom, Trespass, Kidnap/Abduction, Pornography, Extortion/Blackmail, Bribery, Warrants, Sexual Offenses, Obstruction, Public Peace, and Hit & Run.
NON-UCR OFFENSES:	Non-UCR Offenses include reports for all other offenses not classified as a Part I or Part II Offense. Results displayed separate some of these offenses such as Ambulance Calls, Deaths, Missing Persons, Suicides, Suspicious Activity, and Traffic Accidents.
ALL OTHER NON-UCR:	Under the Non-UCR category, 'All Other' include the remainder of offenses not classified as Part I or Part II and not separated from the Non-UCR Offenses. These include things such as Loud Parties, Barking Dogs, Mentally Ill Subjects, Citizen Assistance, etc.
LOW NUMBER OFFENSES:	On page two, in the interest of space and allowing for easier viewing, the category titled 'Low Number Offenses' include Part I and Part II Offenses from page one that have totals under the amount of 4.

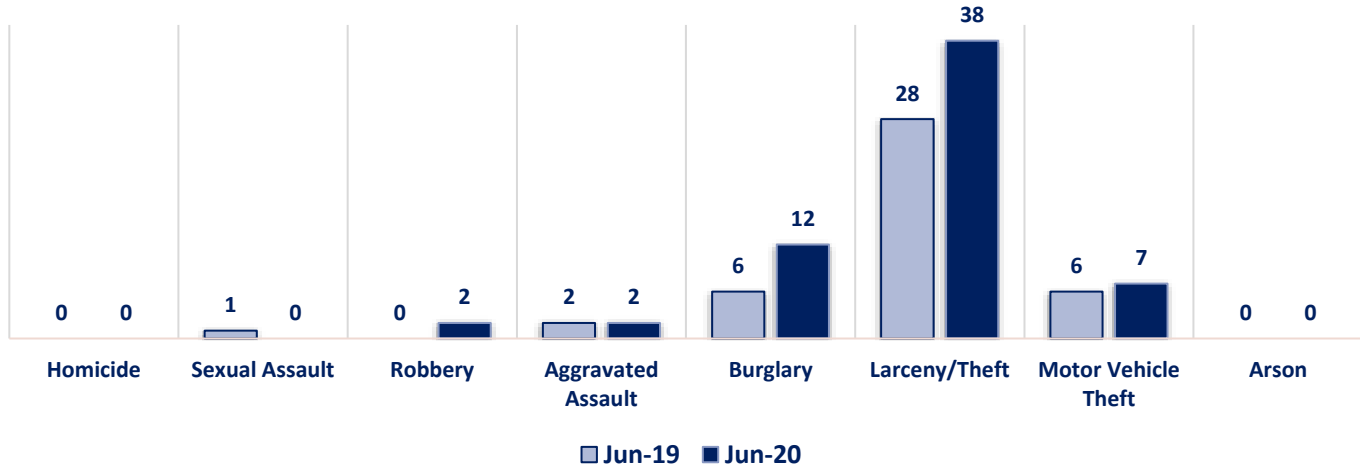
Offenses

PART I OFFENSES	OFFENSE	JUN 19	JUN 20	OFFENSE	JUN 19	JUN 20	PART II OFFENSES
	Homicide	0	0	Other Assaults	6	11	
	Sexual Assault	1	0	Forgery/Counterfeit	0	2	
	Robbery	0	2	Fraud	14	4	
	Aggravated Assault	2	2	Embezzlement	0	0	
	Burglary	6	12	Stolen Property	1	0	
	Larceny/Theft	28	38	Vandalism	12	11	
	Motor Vehicle Theft	6	7	Weapons	1	1	
	Arson	0	0	Prostitution	0	0	
	PART I TOTALS	43	61	Sex Offenses	1	0	
NON-UCR OFFENSES	Ambulance Calls	3	4	Drug Abuse	2	2	
	Deaths	0	3	Gambling	0	0	
	Missing Persons	0	2	Family Offenses	5	10	
	Suicides	1	0	DUI	1	1	
	Suspicious Activity	4	4	Liquor Laws	0	2	
	Traffic Accidents	31	15	Drunkenness	1	0	
	All Other	32	26	Disorderly Conduct	1	0	
NON-UCR TOTALS	71	54	All Other Offenses	15	8		
TOTALS	PART I OFFENSES	43	61	Curfew/Loitering	0	0	
	PART II OFFENSES	61	53	Runaway	1	1	
	NON-UCR OFFENSES	71	54	PART II TOTALS	61	53	
	TOTAL	175	168				

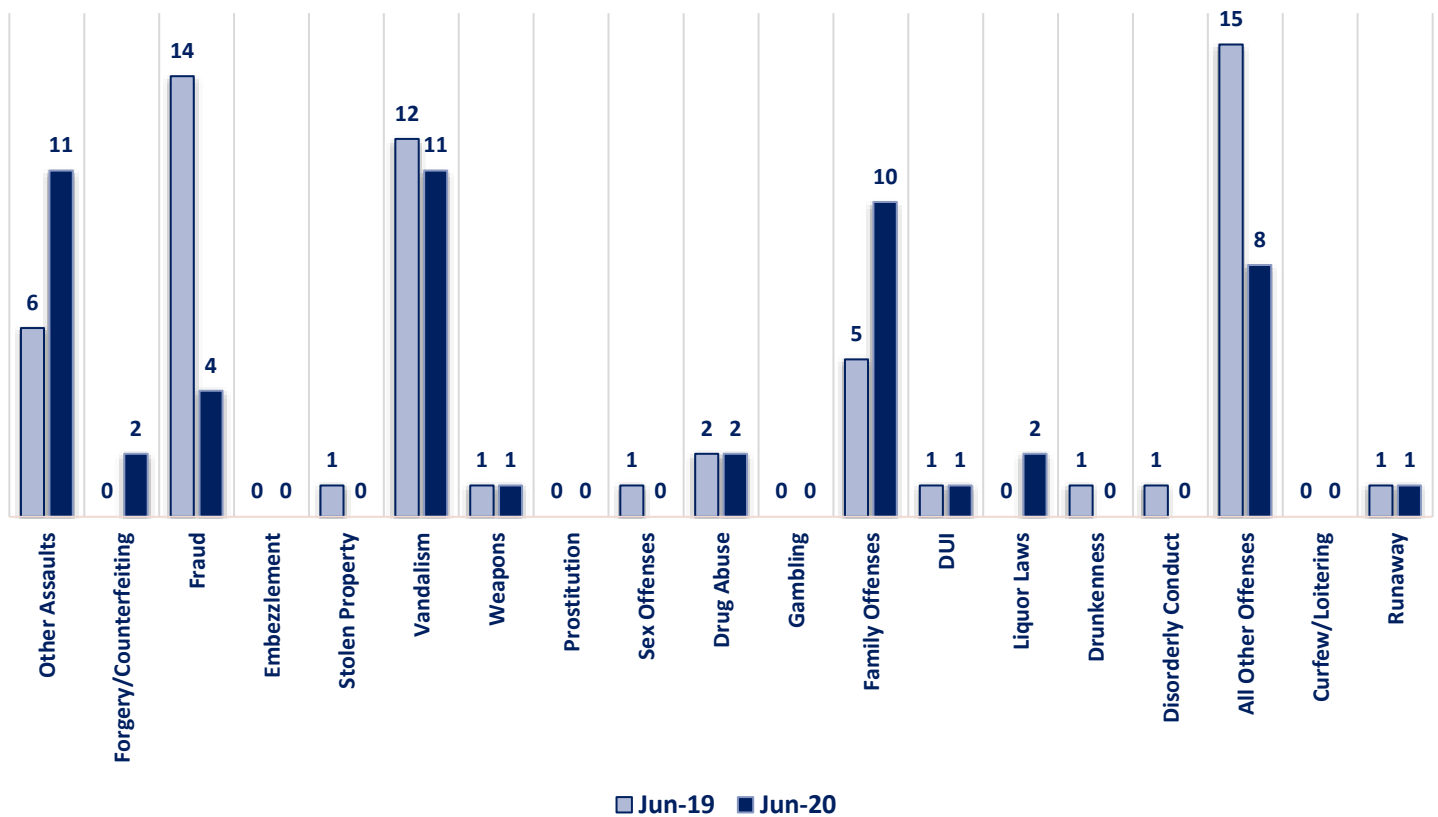
JUNE 2020 - PART I & II OFFENSE PERCENTAGES



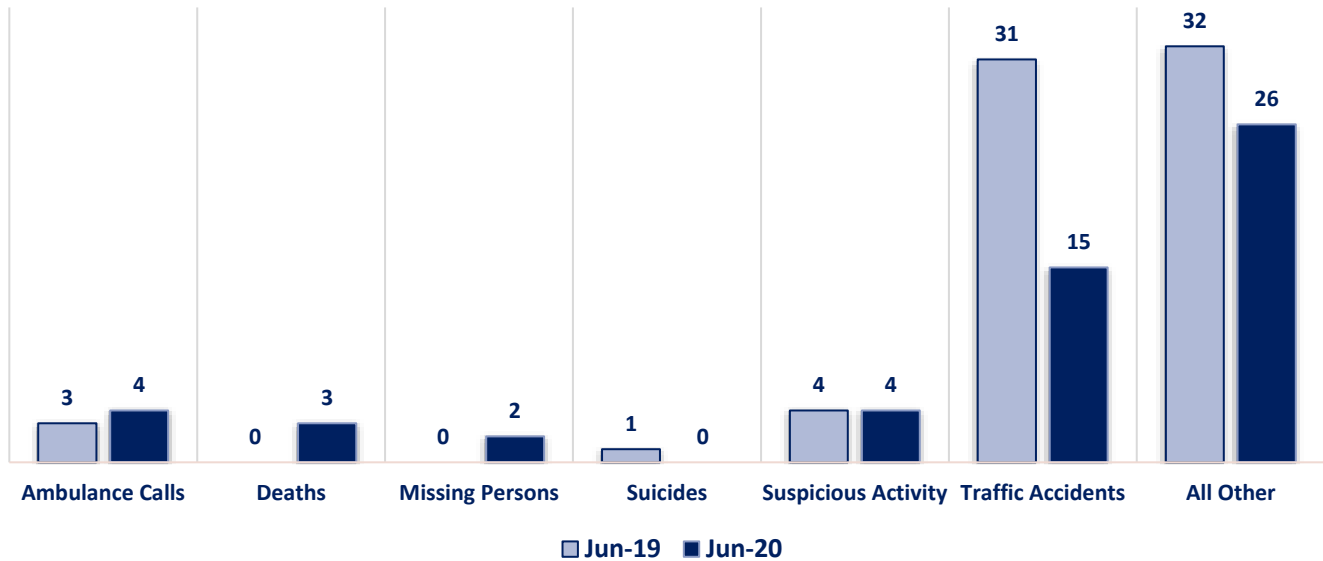
Part I Offenses



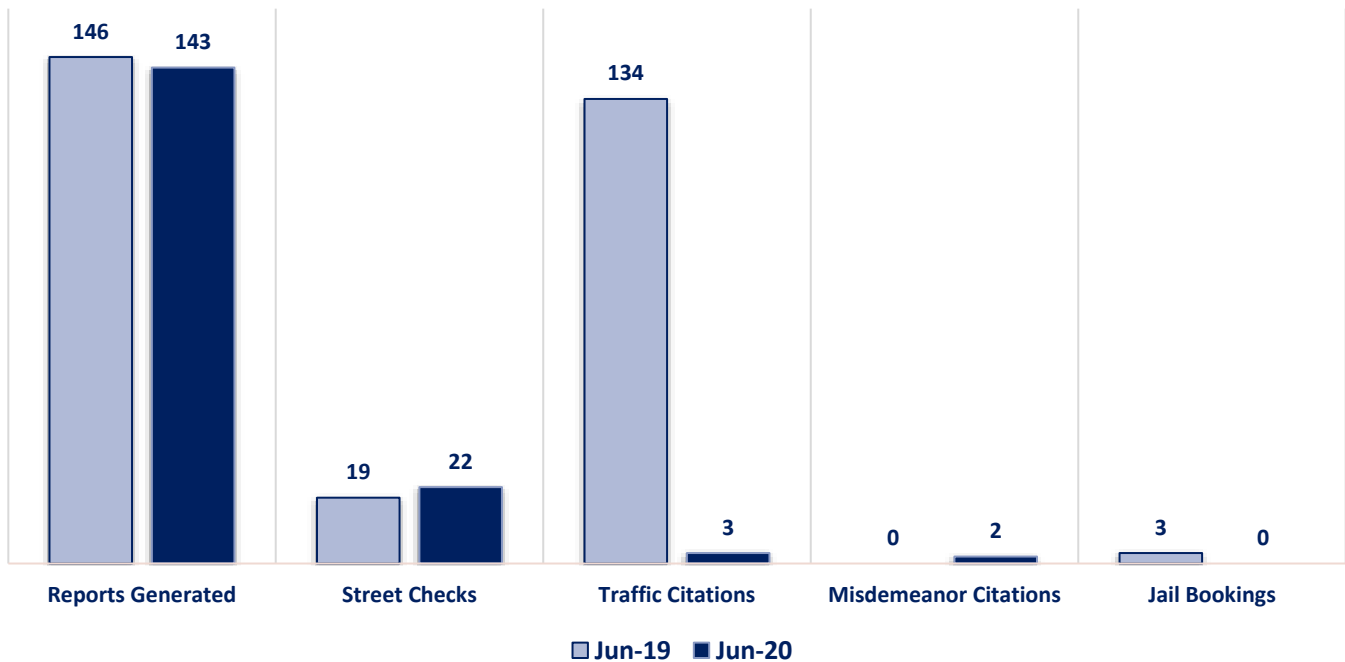
Part II Offenses



Non-UCR Offenses

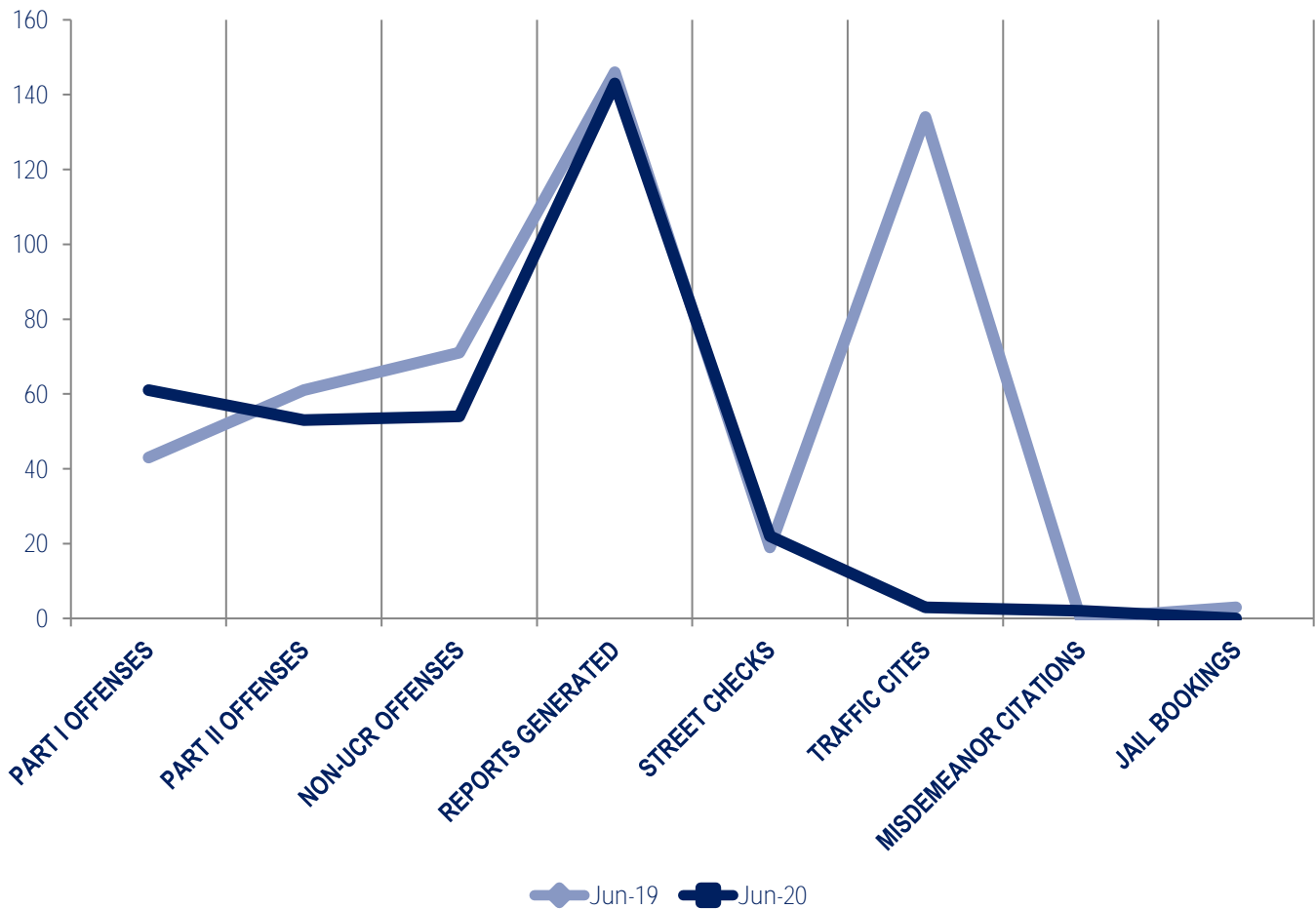


Other Event Totals



Combined Offense/Event Trends

	JUN 2019	JUN 2020
Part I Offenses	43	61
Part II Offenses	61	53
NonUCR Offenses	71	54
Reports Generated	146	143
Street Checks	19	22
Traffic Citations	134	3
Misdemeanor Citations	0	2
Jail Bookings	3	0

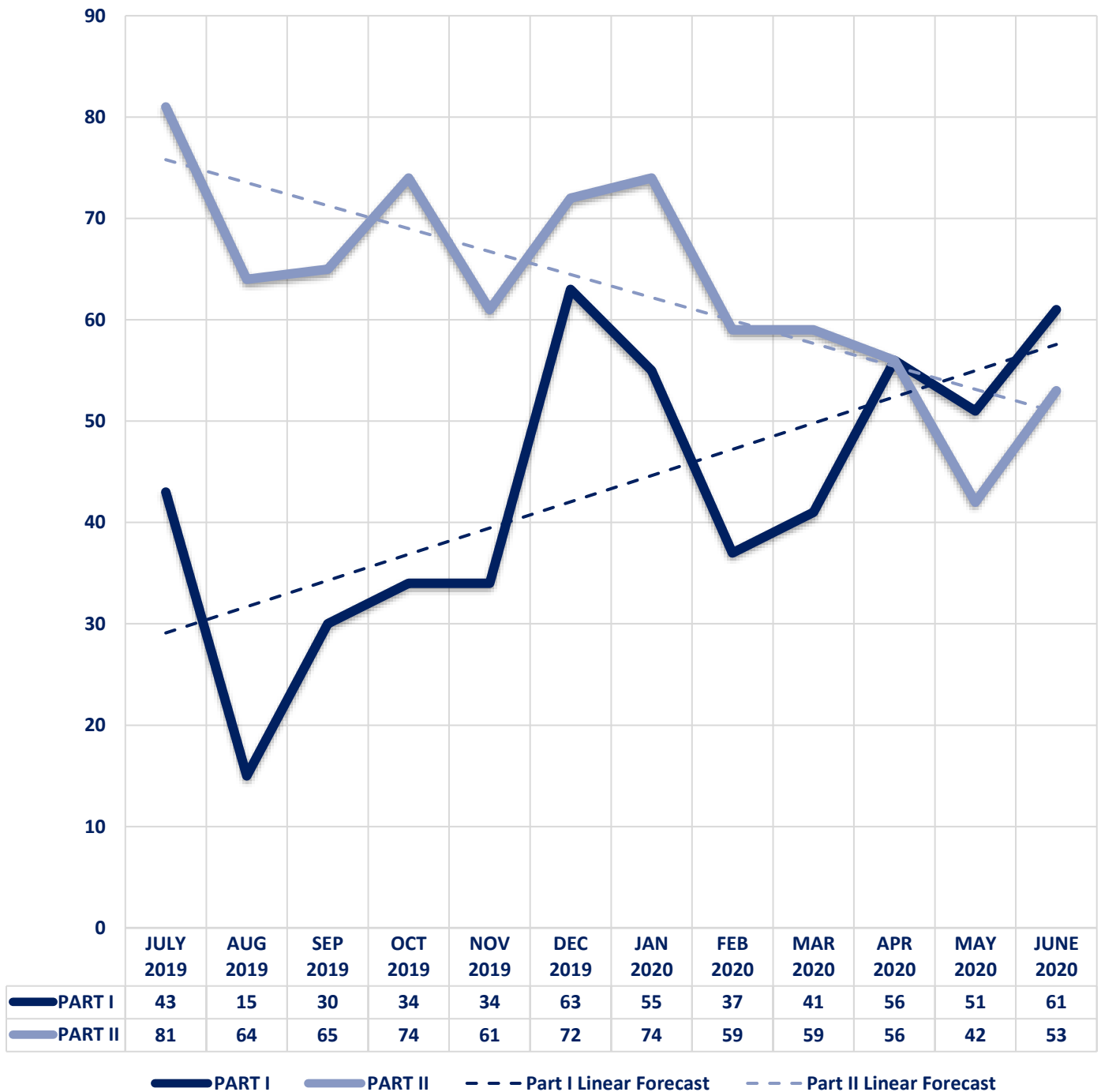


Seized Drugs

TYPE	DOSES	STREET VALUE	
Cocaine	0.0	\$	-
Heroin	0.0	\$	-
Marijuana	0.0	\$	-
Hallucinogens	0.0	\$	-
Amphetamines	0.0	\$	-
TOTAL	0.0	\$	-

No Drug Seizures Found

Part I & II Offenses - One Year





CITY COUNCIL DISTRICT #6 MONTHLY OFFENSE SUMMARY

July 2020

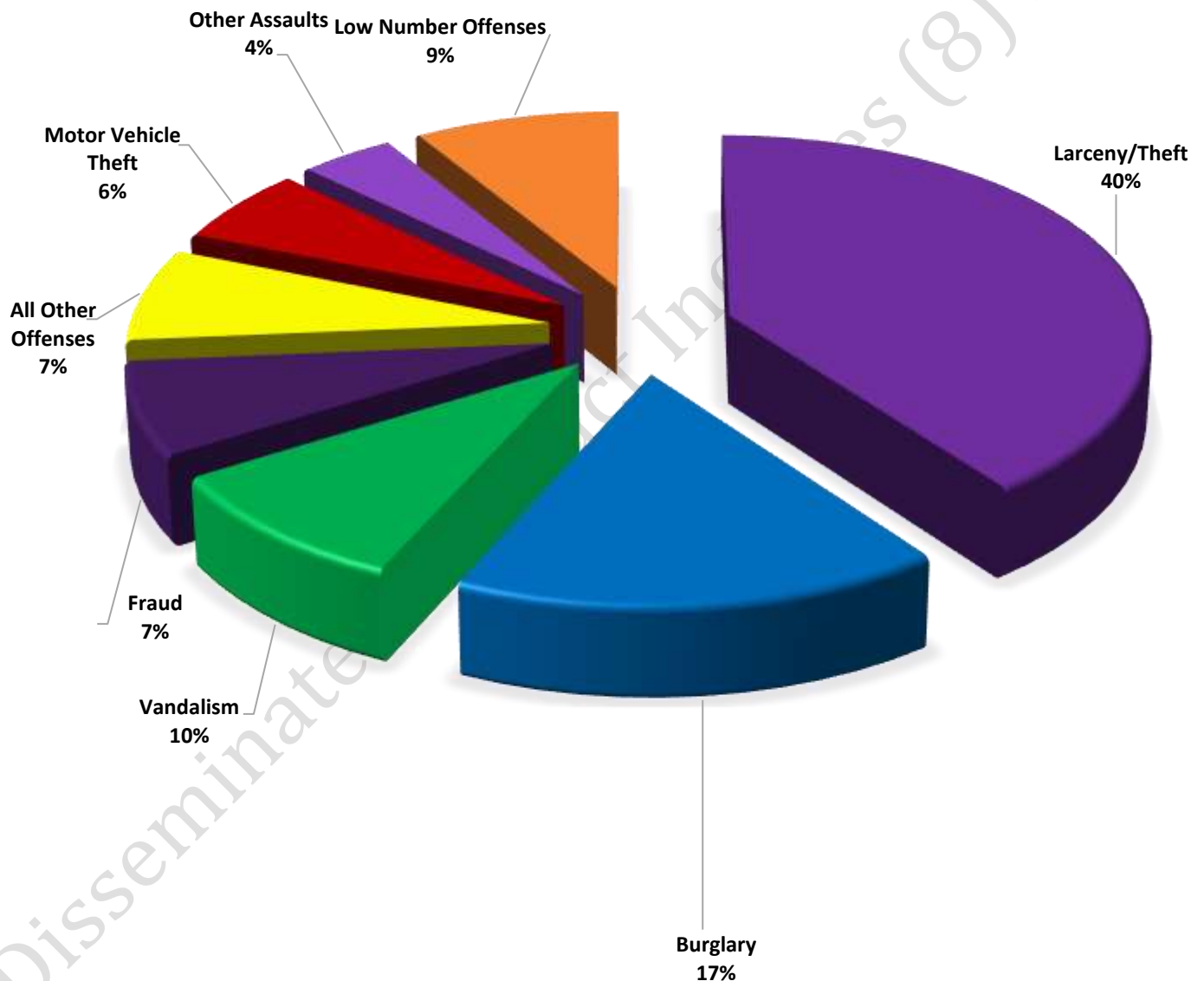
These figures represent preliminary counts of original Police Incident Reports and include all offenses within the above listed City Council District only. Full statistical analysis to determine the confidence level of this data has not been performed. The results contained herein are **approximate in relation to the listed area and may not fully coincide with data shown in other areas of SLCPD's Crime Statistics** page such as Calls for Service, Crimes Trending, and Crime Reports due to and reflective of departmental procedures that were in place at the time the event occurred and the date this data was compiled. Results displayed are not distinguished as attempted or completed crimes, do not include other calls for police service, and only represent police service where a report was made. Police Incident Reports are classified by primary offense categories as defined by the Uniform Crime Reporting (UCR) system, however for this report all offenses are included, and each incident may have more than one offense listed on it. In cases where there is more than one offense listed, all offenses are counted individually. Although every reasonable verification effort is made, the accuracy of any data is subject to the constraints of the report generation process as well as the manner, format, and point in time of any query.

PART I OFFENSES:	Chosen by the FBI as Part I Offenses because they are serious crimes that occur with regularity in all areas of the country and are likely to be reported to Police.
PART II OFFENSES:	All other crimes other than the eight Part I Offenses. The Uniform Crime Reporting Program gathers only arrest data for Part II Offenses, however, SLCPD results displayed in this document display all Part II Offenses, regardless of the presence of arrest data.
ALL OTHER OFFENSES:	Under the Part II Offense section, 'All Other Offenses' include Peeping Tom, Trespass, Kidnap/Abduction, Pornography, Extortion/Blackmail, Bribery, Warrants, Sexual Offenses, Obstruction, Public Peace, and Hit & Run.
NON-UCR OFFENSES:	Non-UCR Offenses include reports for all other offenses not classified as a Part I or Part II Offense. Results displayed separate some of these offenses such as Ambulance Calls, Deaths, Missing Persons, Suicides, Suspicious Activity, and Traffic Accidents.
ALL OTHER NON-UCR:	Under the Non-UCR category, 'All Other' include the remainder of offenses not classified as Part I or Part II and not separated from the Non-UCR Offenses. These include things such as Loud Parties, Barking Dogs, Mentally Ill Subjects, Citizen Assistance, etc.
LOW NUMBER OFFENSES:	On page two, in the interest of space and allowing for easier viewing, the category titled 'Low Number Offenses' include Part I and Part II Offenses from page one that have totals under the amount of 6.

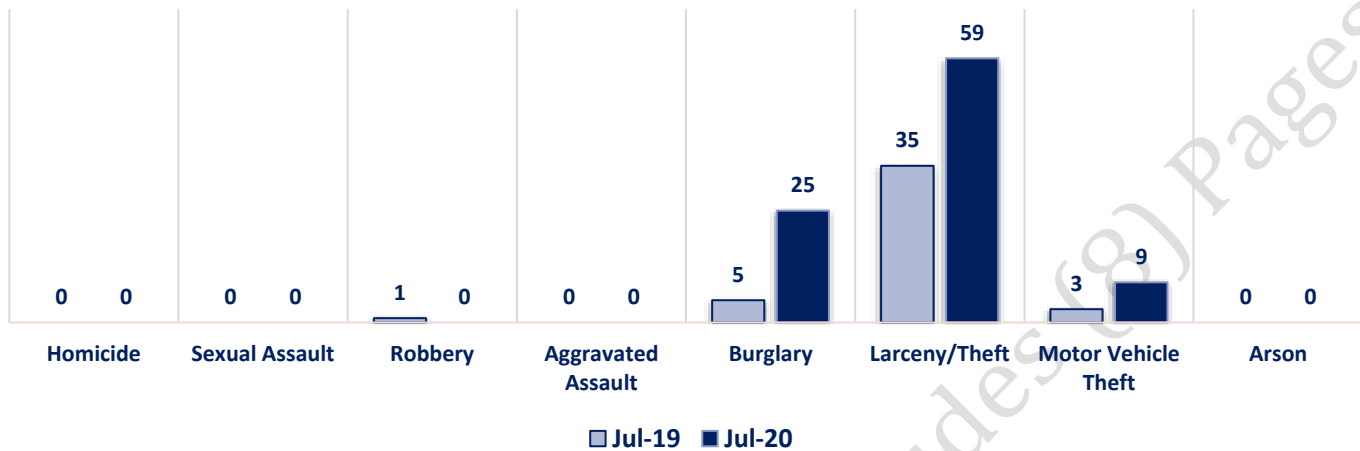
Offenses

PART I OFFENSES		OFFENSE		JUL 19	JUL 20	PART II OFFENSES			
		OFFENSE		JUL 19	JUL 20				
		Homicide		0	0				
		Sexual Assault		0	0				
		Robbery		1	0				
		Aggravated Assault		0	0				
		Burglary		5	25				
		Larceny/Theft		35	59				
		Motor Vehicle Theft		3	9				
		Arson		0	0				
PART I TOTALS		44	93	Sex Offenses		0	0		
NON-UCR OFFENSES		Ambulance Calls		5	3	Drug Abuse		6	3
		Deaths		1	2	Gambling		0	0
		Missing Persons		1	0	Family Offenses		8	6
		Suicides		1	0	DUI		2	1
		Suspicious Activity		7	7	Liquor Laws		0	0
		Traffic Accidents		24	18	Drunkenness		1	1
		All Other		53	38	Disorderly Conduct		1	1
		NON-UCR TOTALS		92	68	All Other Offenses		19	11
PART I OFFENSES		44	93	Curfew/Loitering		0	0		
PART II OFFENSES		83	55	Runaway		2	0		
NON-UCR OFFENSES		92	68	PART II TOTALS		83	55		
TOTAL		219	216						

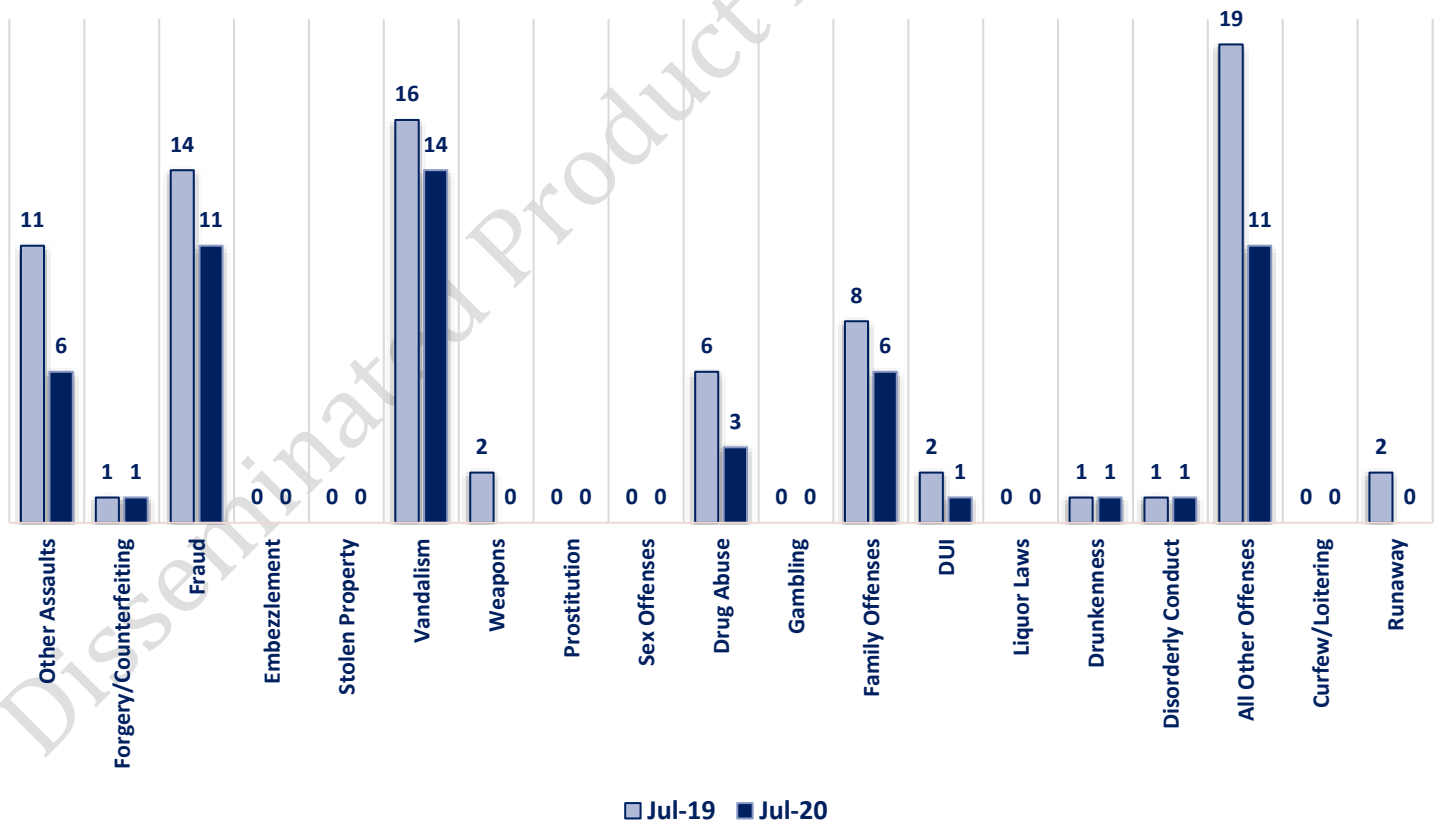
JULY 2020- PART I & II OFFENSE PERCENTAGES



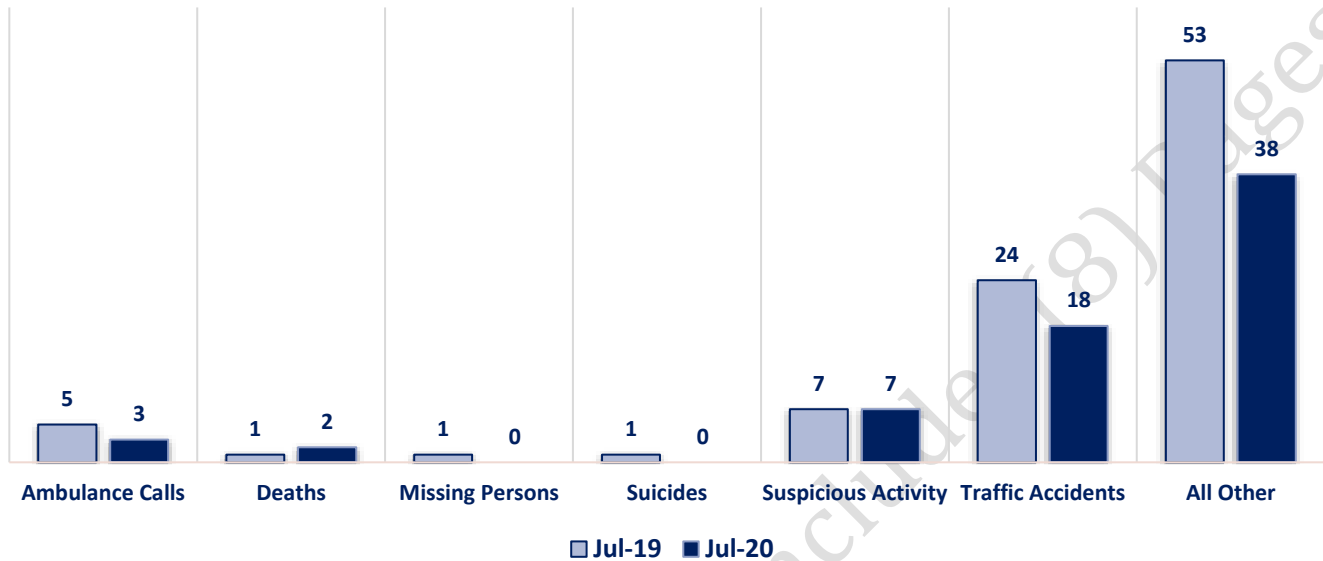
Part I Offenses



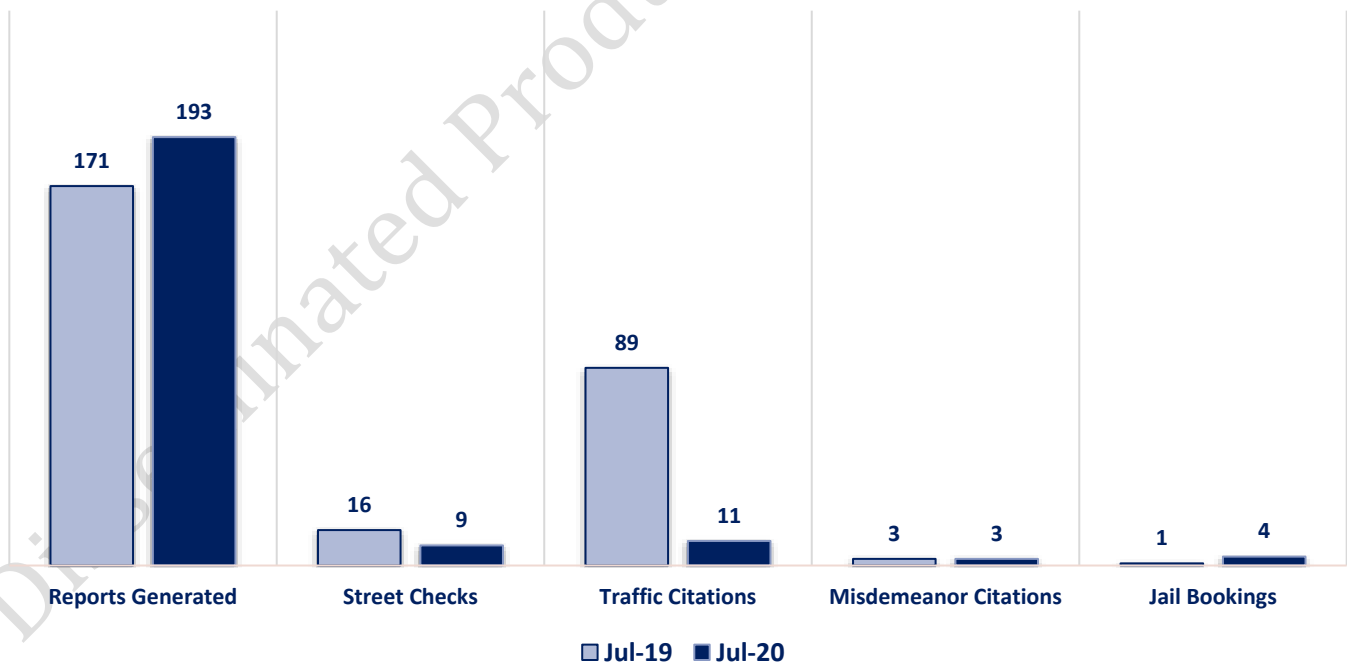
Part II Offenses



Non-UCR Offenses

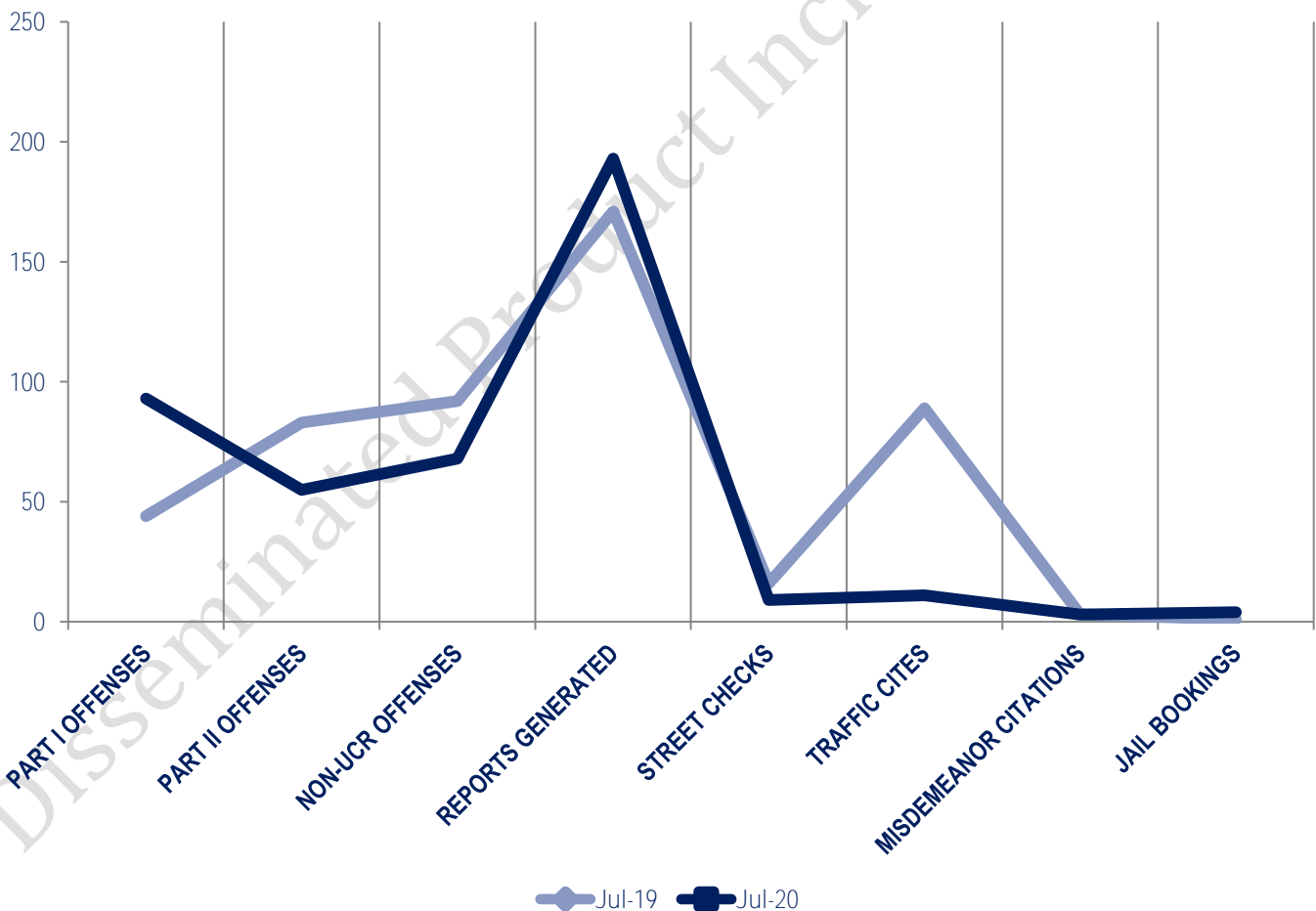


Other Event Totals



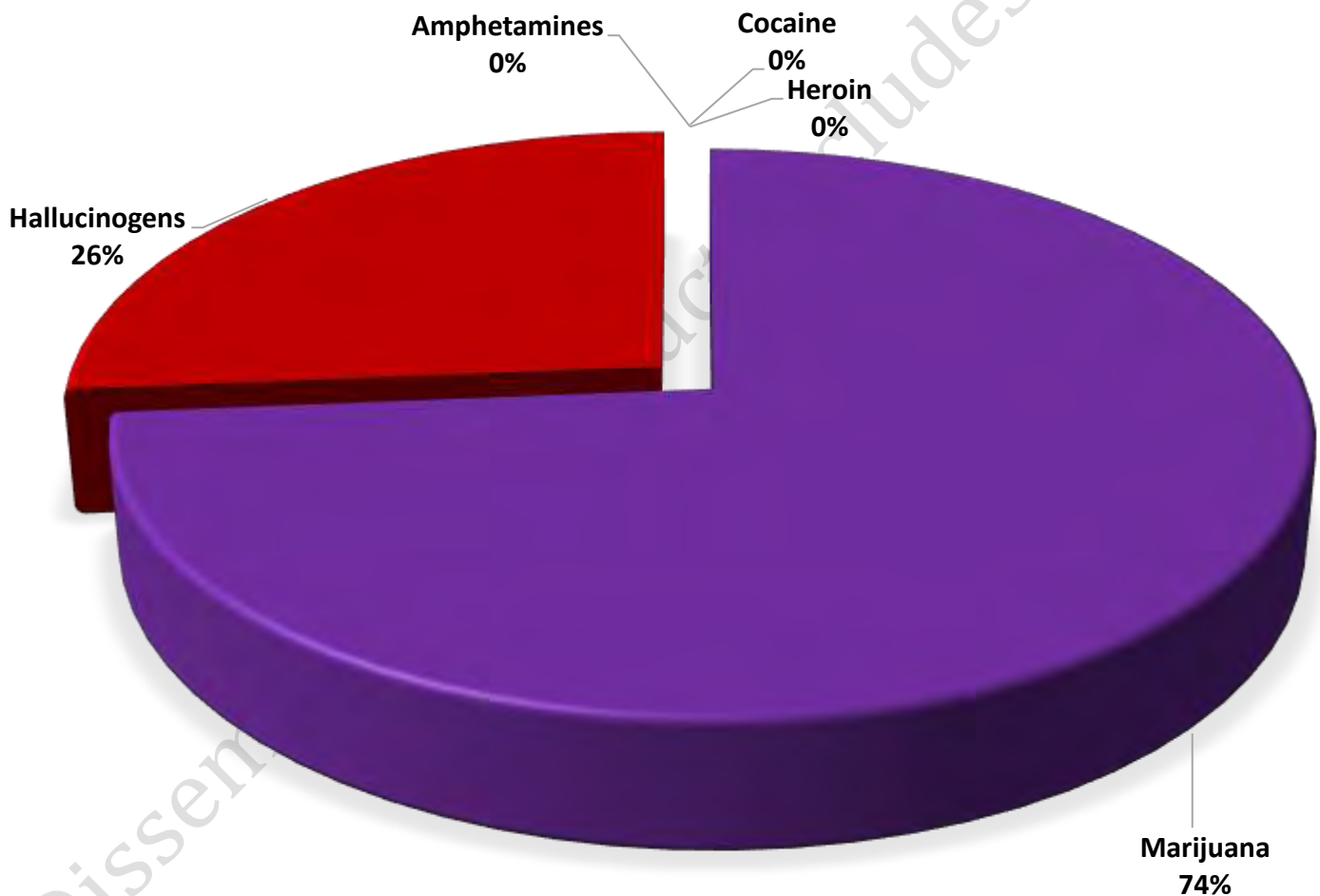
Combined Offense/Event Trends

	JULY 2019	JULY 2020
Part I Offenses	44	93
Part II Offenses	83	55
NonUCR Offenses	92	68
Reports Generated	171	193
Street Checks	16	9
Traffic Citations	89	11
Misdemeanor Citations	3	3
Jail Bookings	1	4

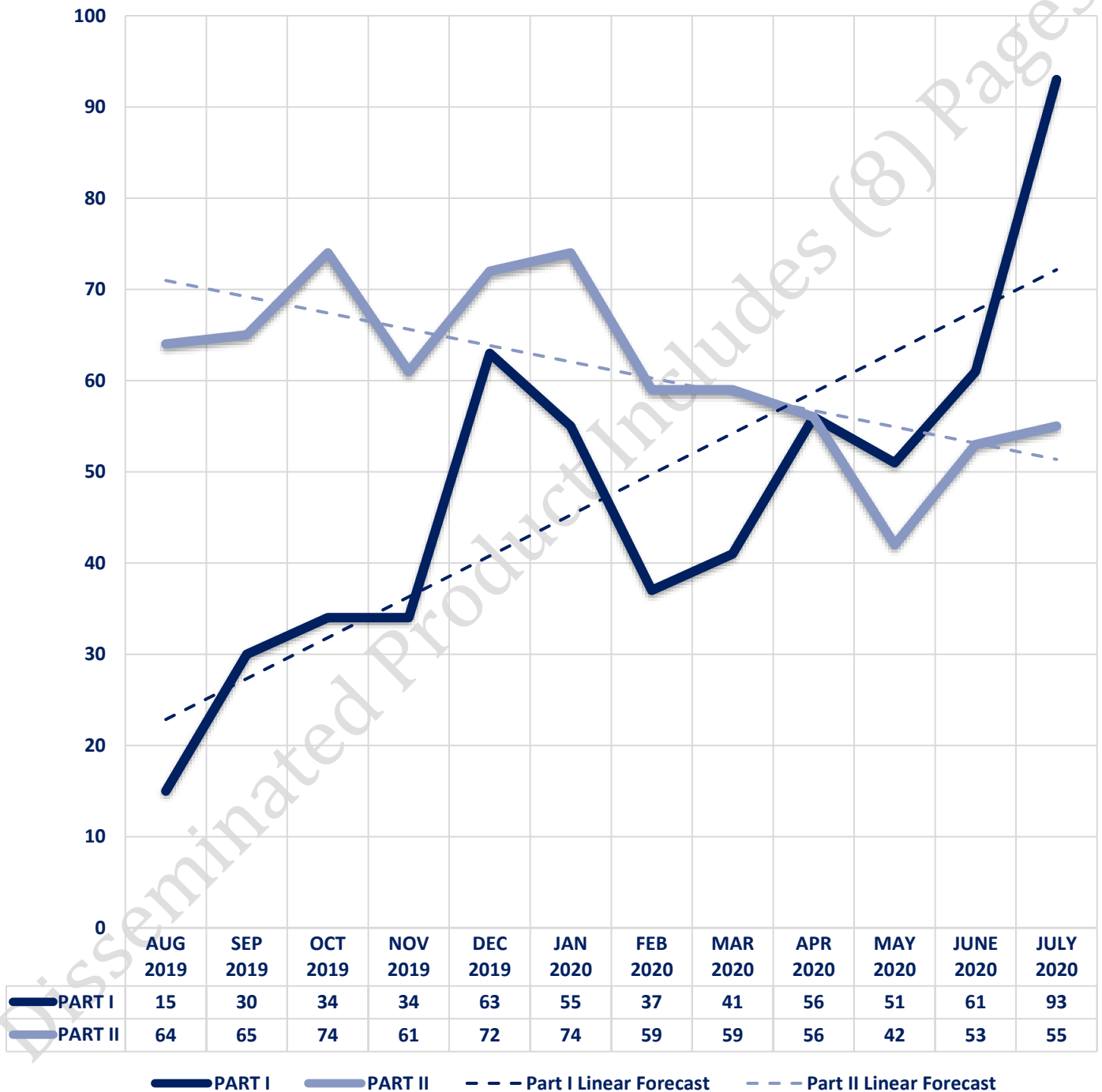


Seized Drugs

TYPE	DOSES	STREET VALUE
Cocaine	0.0	\$ -
Heroin	0.0	\$ -
Marijuana	37.0	\$ 222.23
Hallucinogens	13.2	\$ 26.46
Amphetamines	0.0	\$ -
TOTAL	50.3	\$ 248.68



Part I & II Offenses - One Year





CITY COUNCIL DISTRICT #6 MONTHLY OFFENSE SUMMARY

August 2020

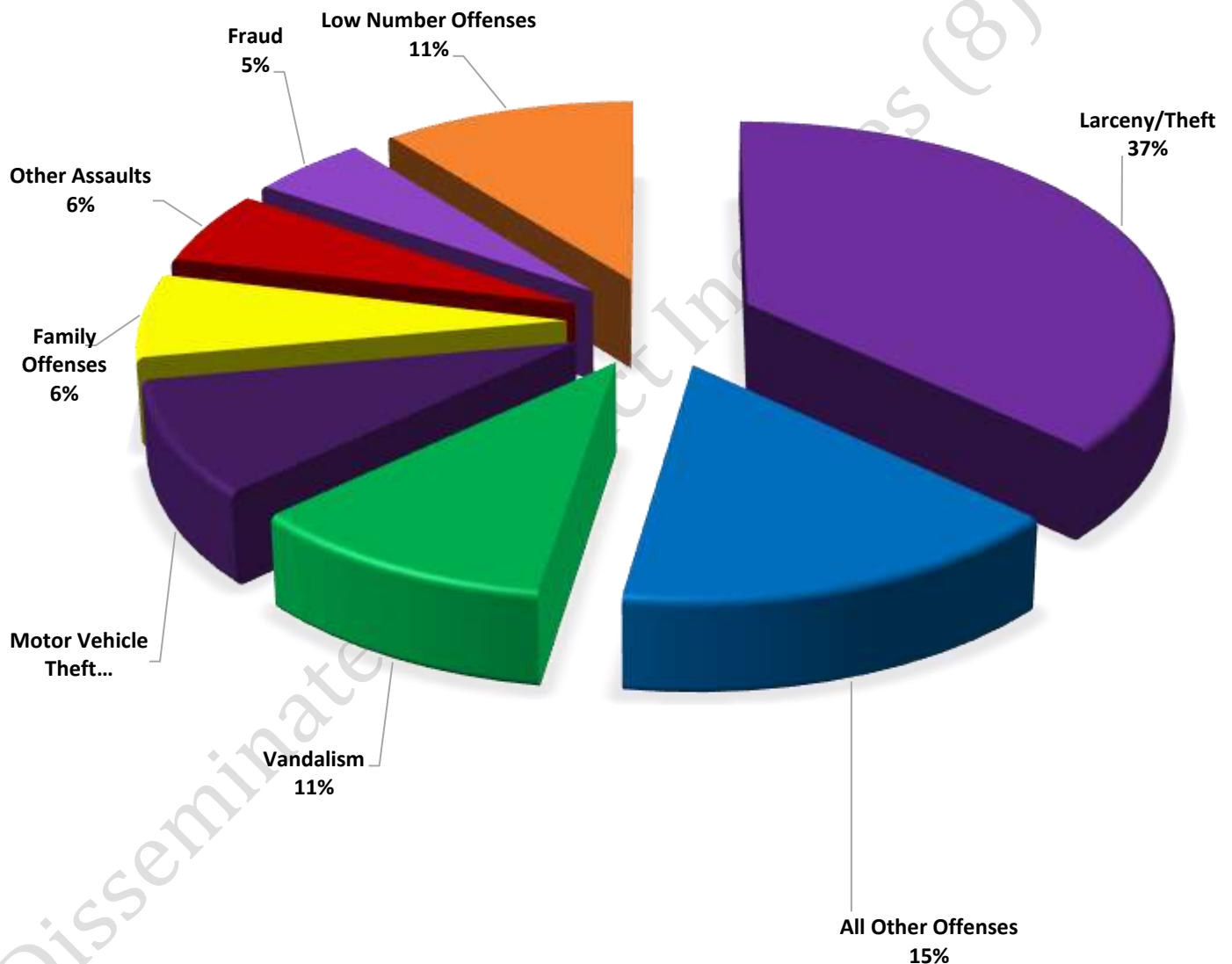
These figures represent preliminary counts of original Police Incident Reports and include all offenses within the above listed City Council District only. Full statistical analysis to determine the confidence level of this data has not been performed. The results contained herein are **approximate in relation to the listed area and may not fully coincide with data shown in other areas of SLCPD's Crime Statistics** page such as Calls for Service, Crimes Trending, and Crime Reports due to and reflective of departmental procedures that were in place at the time the event occurred and the date this data was compiled. Results displayed are not distinguished as attempted or completed crimes, do not include other calls for police service, and only represent police service where a report was made. Police Incident Reports are classified by primary offense categories as defined by the Uniform Crime Reporting (UCR) system, however for this report all offenses are included, and each incident may have more than one offense listed on it. In cases where there is more than one offense listed, all offenses are counted individually. Although every reasonable verification effort is made, the accuracy of any data is subject to the constraints of the report generation process as well as the manner, format, and point in time of any query.

PART I OFFENSES:	Chosen by the FBI as Part I Offenses because they are serious crimes that occur with regularity in all areas of the country and are likely to be reported to Police.
PART II OFFENSES:	All other crimes other than the eight Part I Offenses. The Uniform Crime Reporting Program gathers only arrest data for Part II Offenses, however, SLCPD results displayed in this document display all Part II Offenses, regardless of the presence of arrest data.
ALL OTHER OFFENSES:	Under the Part II Offense section, 'All Other Offenses' include Peeping Tom, Trespass, Kidnap/Abduction, Pornography, Extortion/Blackmail, Bribery, Warrants, Sexual Offenses, Obstruction, Public Peace, and Hit & Run.
NON-UCR OFFENSES:	Non-UCR Offenses include reports for all other offenses not classified as a Part I or Part II Offense. Results displayed separate some of these offenses such as Ambulance Calls, Deaths, Missing Persons, Suicides, Suspicious Activity, and Traffic Accidents.
ALL OTHER NON-UCR:	Under the Non-UCR category, 'All Other' include the remainder of offenses not classified as Part I or Part II and not separated from the Non-UCR Offenses. These include things such as Loud Parties, Barking Dogs, Mentally Ill Subjects, Citizen Assistance, etc.
LOW NUMBER OFFENSES:	On page two, in the interest of space and allowing for easier viewing, the category titled 'Low Number Offenses' include Part I and Part II Offenses from page one that have totals under the amount of 3.

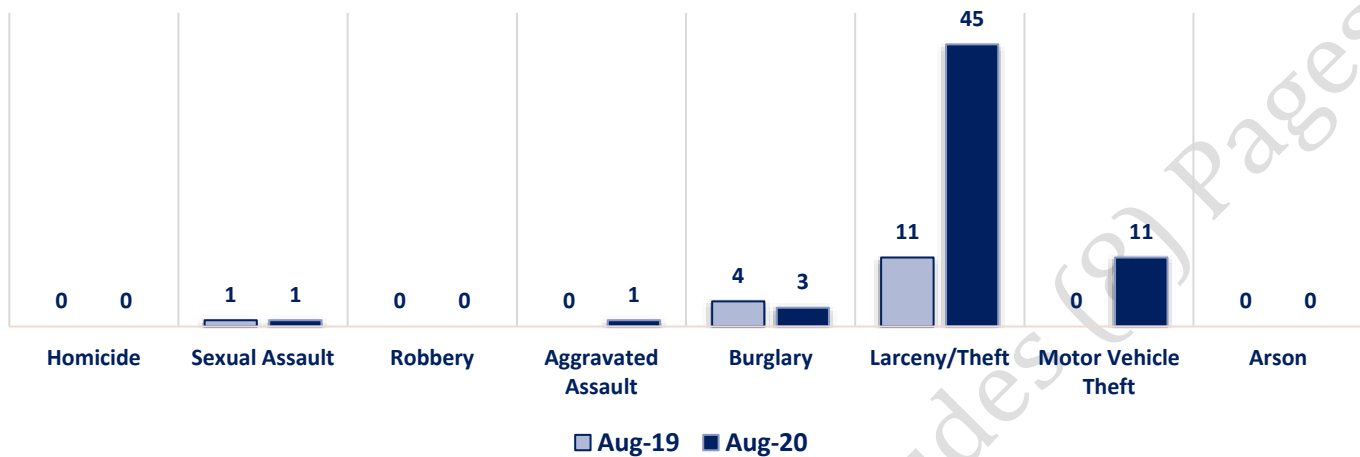
Offenses

PART I OFFENSES VIOLENT PROPERTY		OFFENSE		AUG 19	AUG 20	PART II OFFENSES	
		Homicide		0	0		
		Sexual Assault		1	1		
		Robbery		0	0		
		Aggravated Assault		0	1		
		Burglary		4	3		
		Larceny/Theft		11	45		
		Motor Vehicle Theft		0	11		
		Arson		0	0		
		PART I TOTALS		16	61		
NON-UCR OFFENSES		Ambulance Calls		3	1	PART II OFFENSES	
		Deaths		0	1		
		Missing Persons		1	2		
		Suicides		0	1		
		Suspicious Activity		5	8		
		Traffic Accidents		30	17		
		All Other		43	41		
		NON-UCR TOTALS		82	71		
TOTALS		PART I OFFENSES		16	61	PART II OFFENSES	
		PART II OFFENSES		66	61		
		NON-UCR OFFENSES		82	71		
TOTAL		164	193	TOTAL		66	61

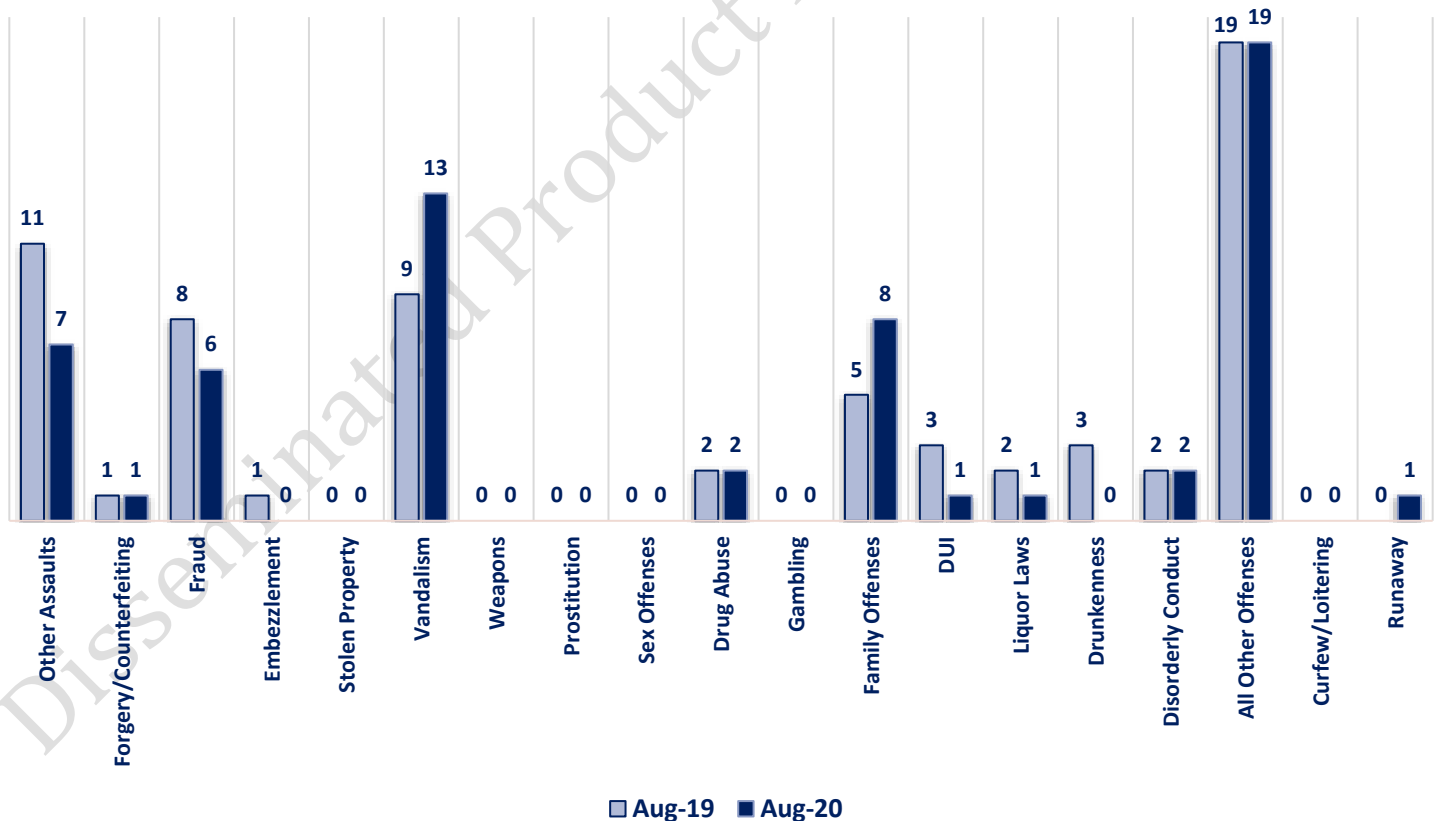
AUGUST 2020- PART I & II OFFENSE PERCENTAGES



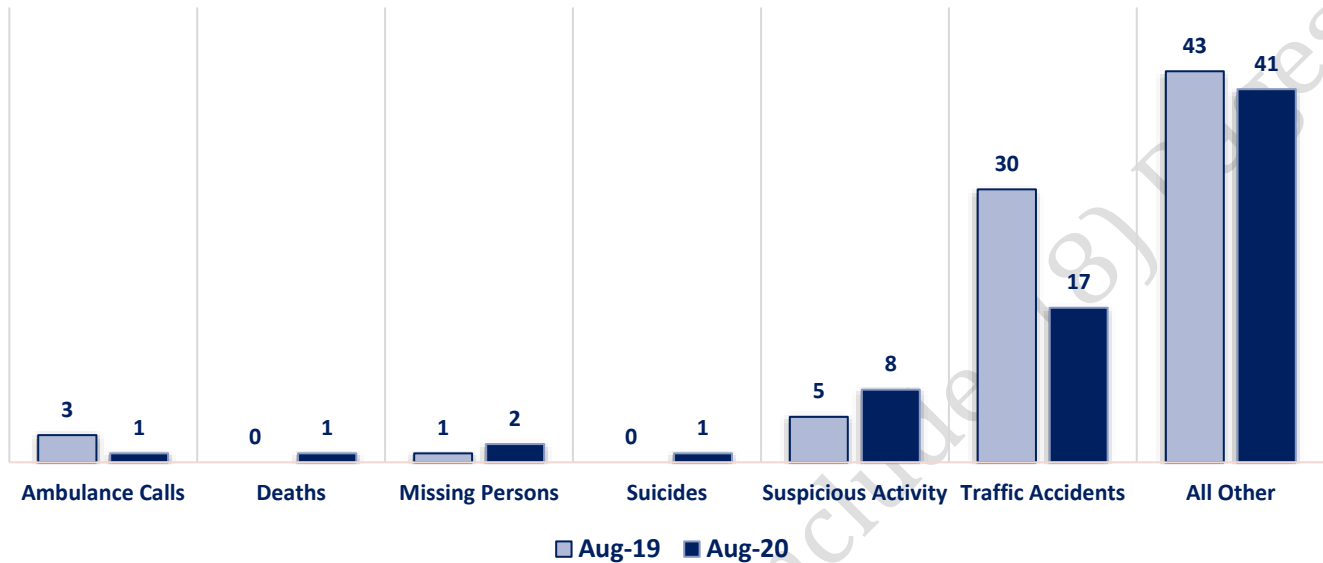
Part I Offenses



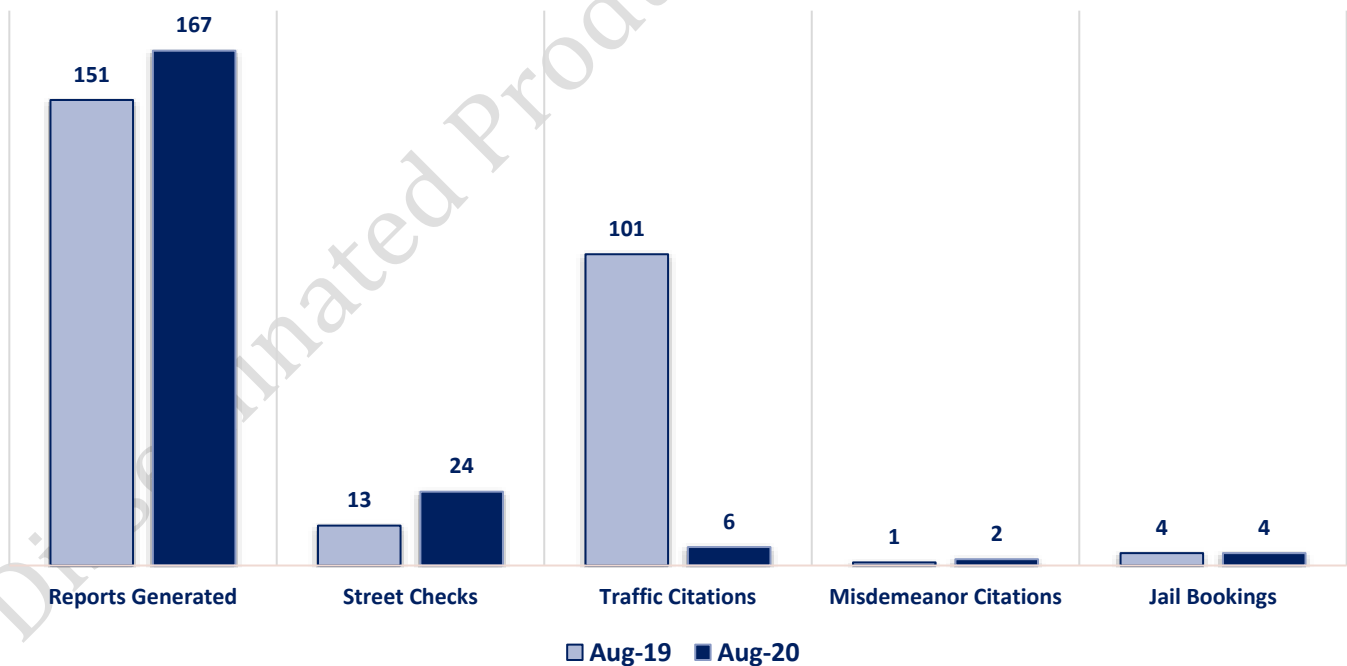
Part II Offenses



Non-UCR Offenses

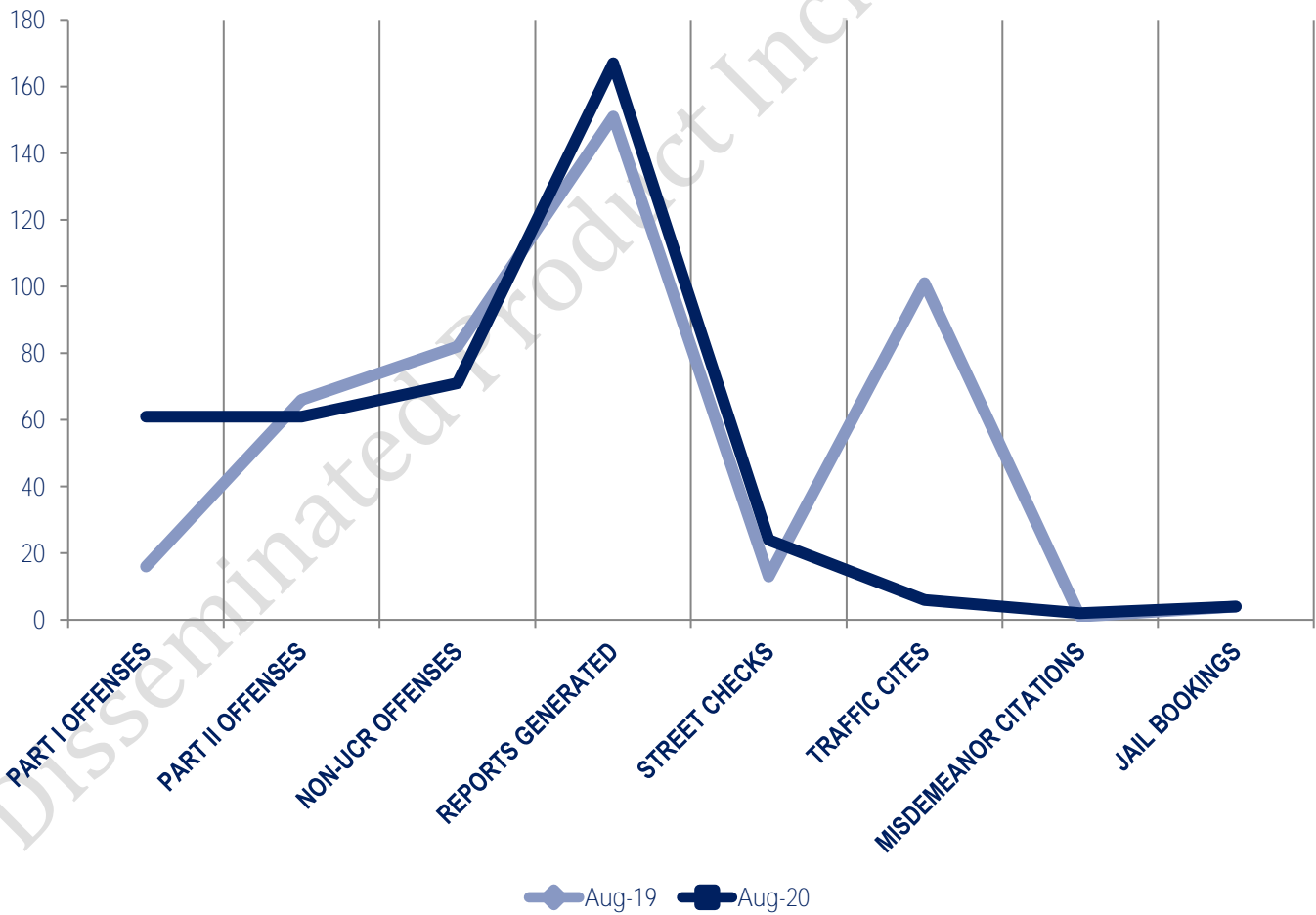


Other Event Totals



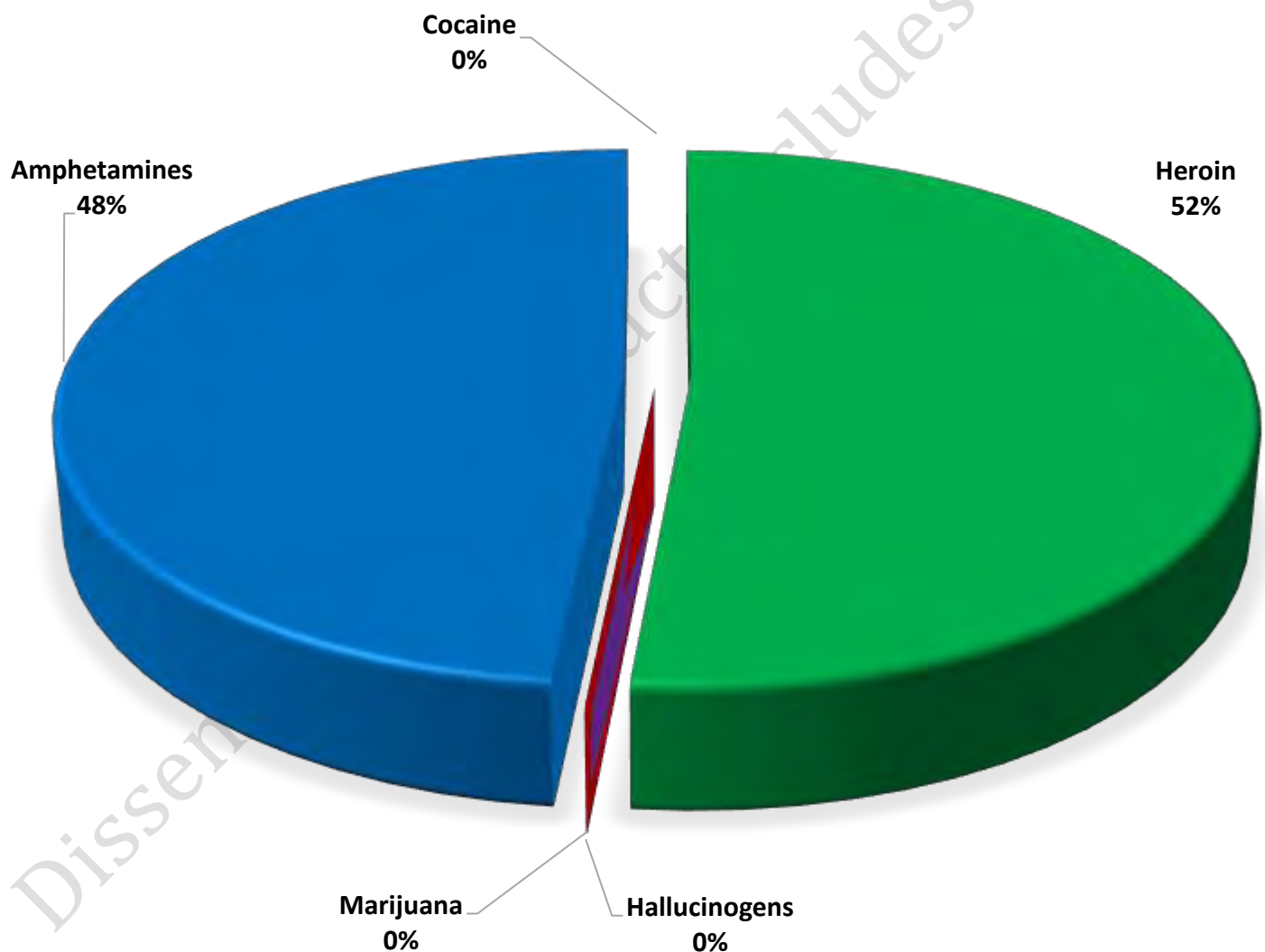
Combined Offense/Event Trends

	AUG 2019	AUG 2020
Part I Offenses	16	61
Part II Offenses	66	61
NonUCR Offenses	82	71
Reports Generated	151	167
Street Checks	13	24
Traffic Citations	101	6
Misdemeanor Citations	1	2
Jail Bookings	4	4

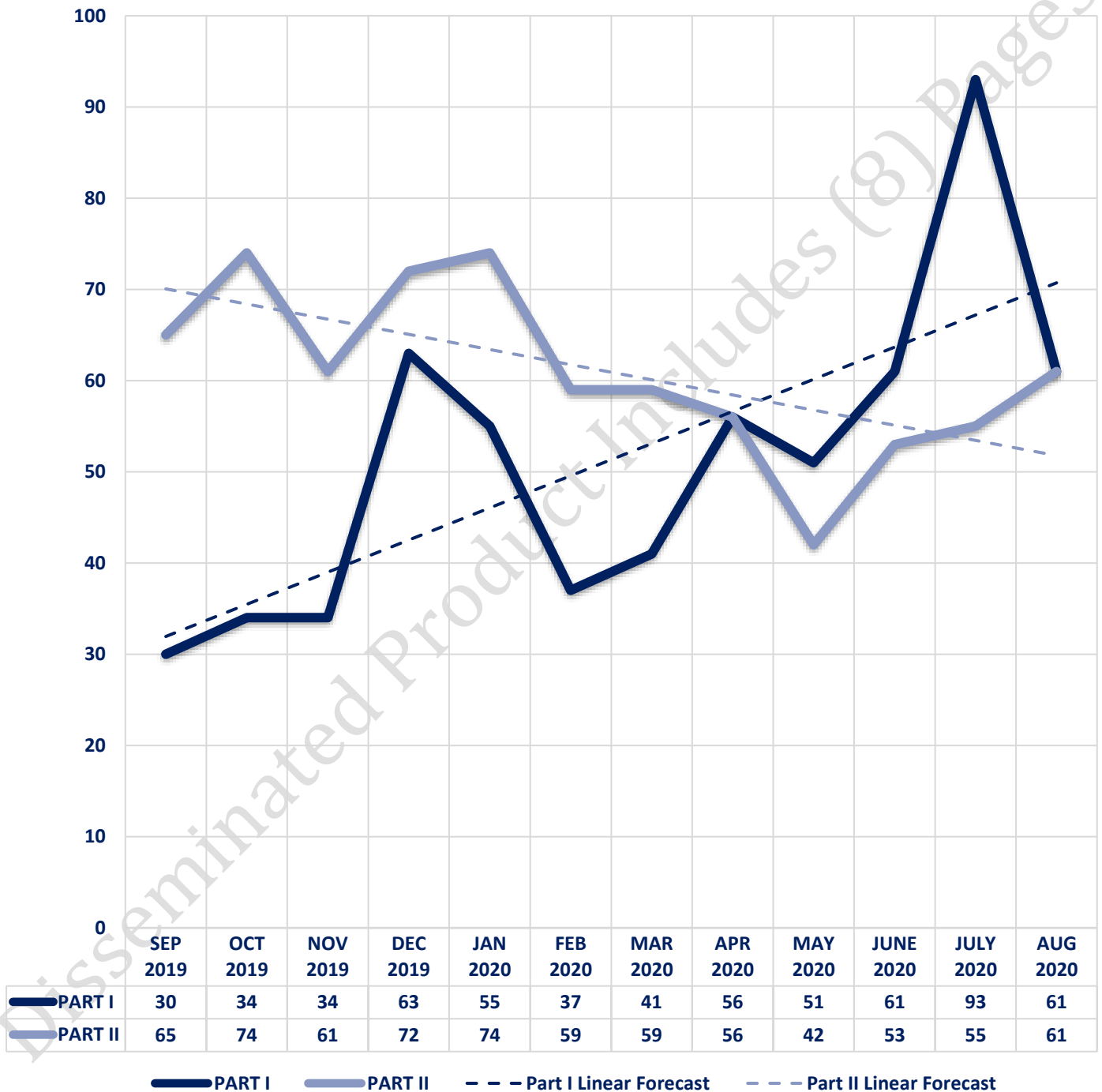


Seized Drugs

TYPE	DOSES	STREET VALUE
Cocaine	0.0	\$ -
Heroin	96.0	\$ 960.00
Marijuana	0.0	\$ -
Hallucinogens	0.0	\$ -
Amphetamines	90.0	\$ 900.00
TOTAL	186.0	\$ 1,860.00



Part I & II Offenses - One Year





CITY COUNCIL DISTRICT #6 MONTHLY OFFENSE SUMMARY

SEPTEMBER 2020

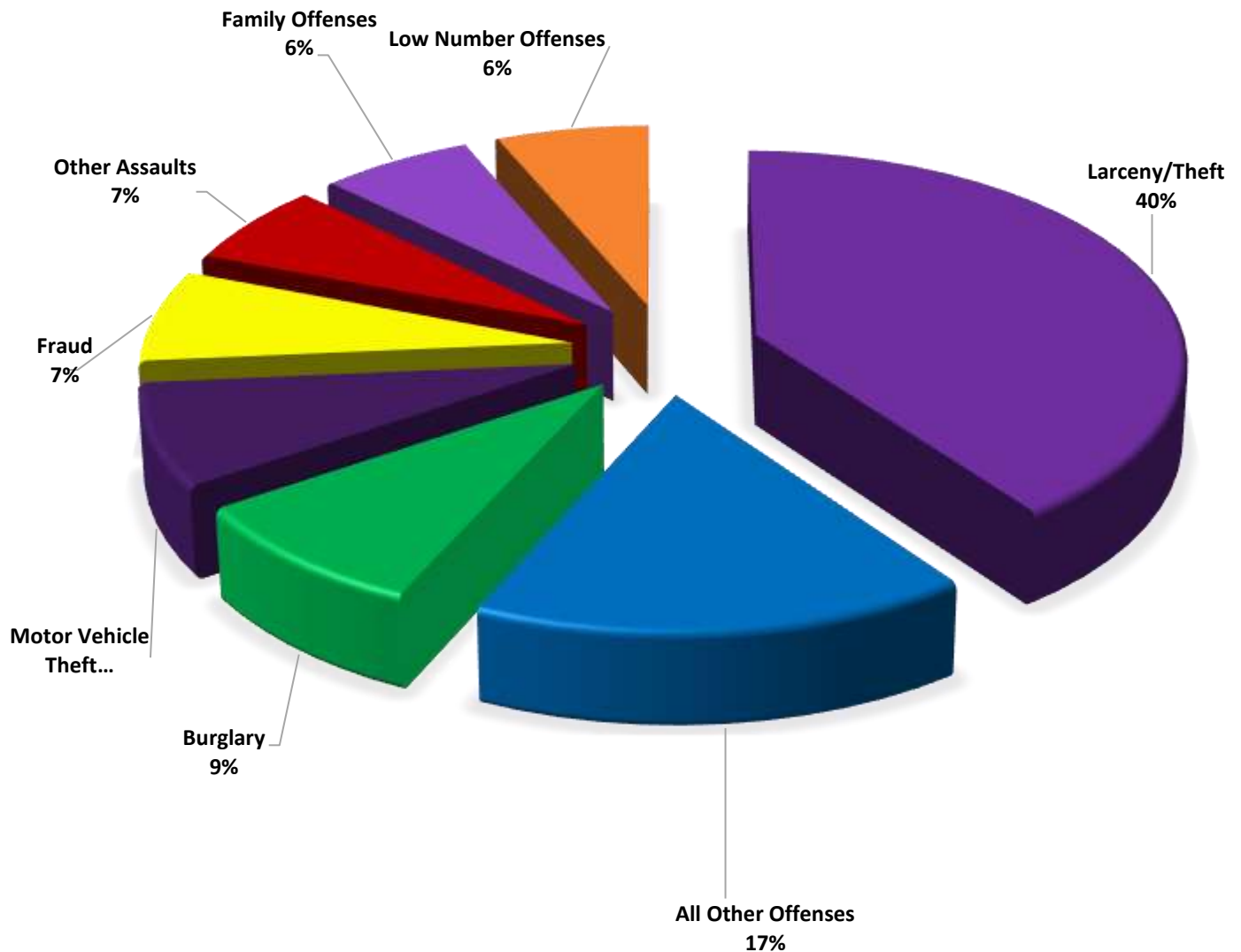
These figures represent preliminary counts of original Police Incident Reports and include all offenses within the above listed City Council District only. Full statistical analysis to determine the confidence level of this data has not been performed. The results contained herein are **approximate in relation to the listed area and may not fully coincide with data shown in other areas of SLCPD's Crime Statistics** page such as Calls for Service, Crimes Trending, and Crime Reports due to and reflective of departmental procedures that were in place at the time the event occurred and the date this data was compiled. Results displayed are not distinguished as attempted or completed crimes, do not include other calls for police service, and only represent police service where a report was made. Police Incident Reports are classified by primary offense categories as defined by the Uniform Crime Reporting (UCR) system, however for this report all offenses are included, and each incident may have more than one offense listed on it. In cases where there is more than one offense listed, all offenses are counted individually. Although every reasonable verification effort is made, the accuracy of any data is subject to the constraints of the report generation process as well as the manner, format, and point in time of any query.

PART I OFFENSES:	Chosen by the FBI as Part I Offenses because they are serious crimes that occur with regularity in all areas of the country and are likely to be reported to Police.
PART II OFFENSES:	All other crimes other than the eight Part I Offenses. The Uniform Crime Reporting Program gathers only arrest data for Part II Offenses, however, SLCPD results displayed in this document display all Part II Offenses, regardless of the presence of arrest data.
ALL OTHER OFFENSES:	Under the Part II Offense section, 'All Other Offenses' include Peeping Tom, Trespass, Kidnap/Abduction, Pornography, Extortion/Blackmail, Bribery, Warrants, Sexual Offenses, Obstruction, Public Peace, and Hit & Run.
NON-UCR OFFENSES:	Non-UCR Offenses include reports for all other offenses not classified as a Part I or Part II Offense. Results displayed separate some of these offenses such as Ambulance Calls, Deaths, Missing Persons, Suicides, Suspicious Activity, and Traffic Accidents.
ALL OTHER NON-UCR:	Under the Non-UCR category, 'All Other' include the remainder of offenses not classified as Part I or Part II and not separated from the Non-UCR Offenses. These include things such as Loud Parties, Barking Dogs, Mentally Ill Subjects, Citizen Assistance, etc.
LOW NUMBER OFFENSES:	On page two, in the interest of space and allowing for easier viewing, the category titled 'Low Number Offenses' include Part I and Part II Offenses from page one that have totals under the amount of 7.

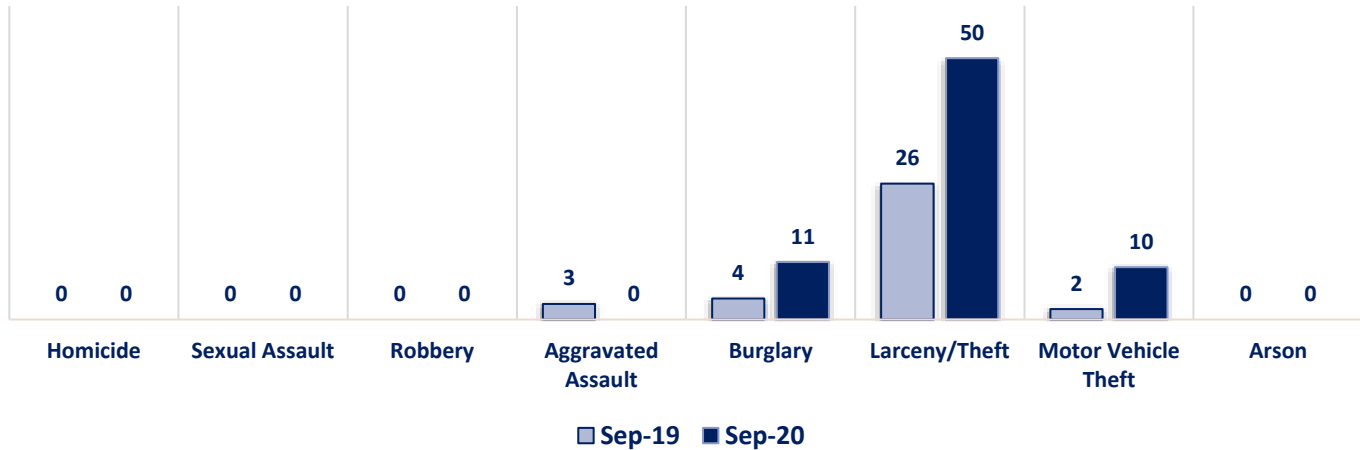
Offenses

PART I OFFENSES	OFFENSE	SEPT 19	SEPT 20	OFFENSE	SEPT 19	SEPT 20
	Homicide	0	0	Other Assaults	6	8
	Sexual Assault	0	0	Forgery/Counterfeit	3	0
	Robbery	0	0	Fraud	9	9
	Aggravated Assault	3	0	Embezzlement	1	0
	Burglary	4	11	Stolen Property	0	0
	Larceny/Theft	26	50	Vandalism	9	7
	Motor Vehicle Theft	2	10	Weapons	0	1
	Arson	0	0	Prostitution	0	0
NON-UCR OFFENSES	PART I TOTALS	35	71	Sex Offenses	0	0
	Ambulance Calls	3	0	Drug Abuse	3	0
	Deaths	2	1	Gambling	0	0
	Missing Persons	1	1	Family Offenses	6	8
	Suicides	0	1	DUI	1	0
	Suspicious Activity	7	2	Liquor Laws	0	0
	Traffic Accidents	30	15	Drunkenness	4	0
	All Other	40	33	Disorderly Conduct	2	0
	NON-UCR TOTALS	83	53	All Other Offenses	24	21
TOTALS	PART I OFFENSES	35	71	Curfew/Loitering	0	0
	PART II OFFENSES	70	54	Runaway	2	0
	NON-UCR OFFENSES	83	53	PART II TOTALS	70	54
	TOTAL	188	178			

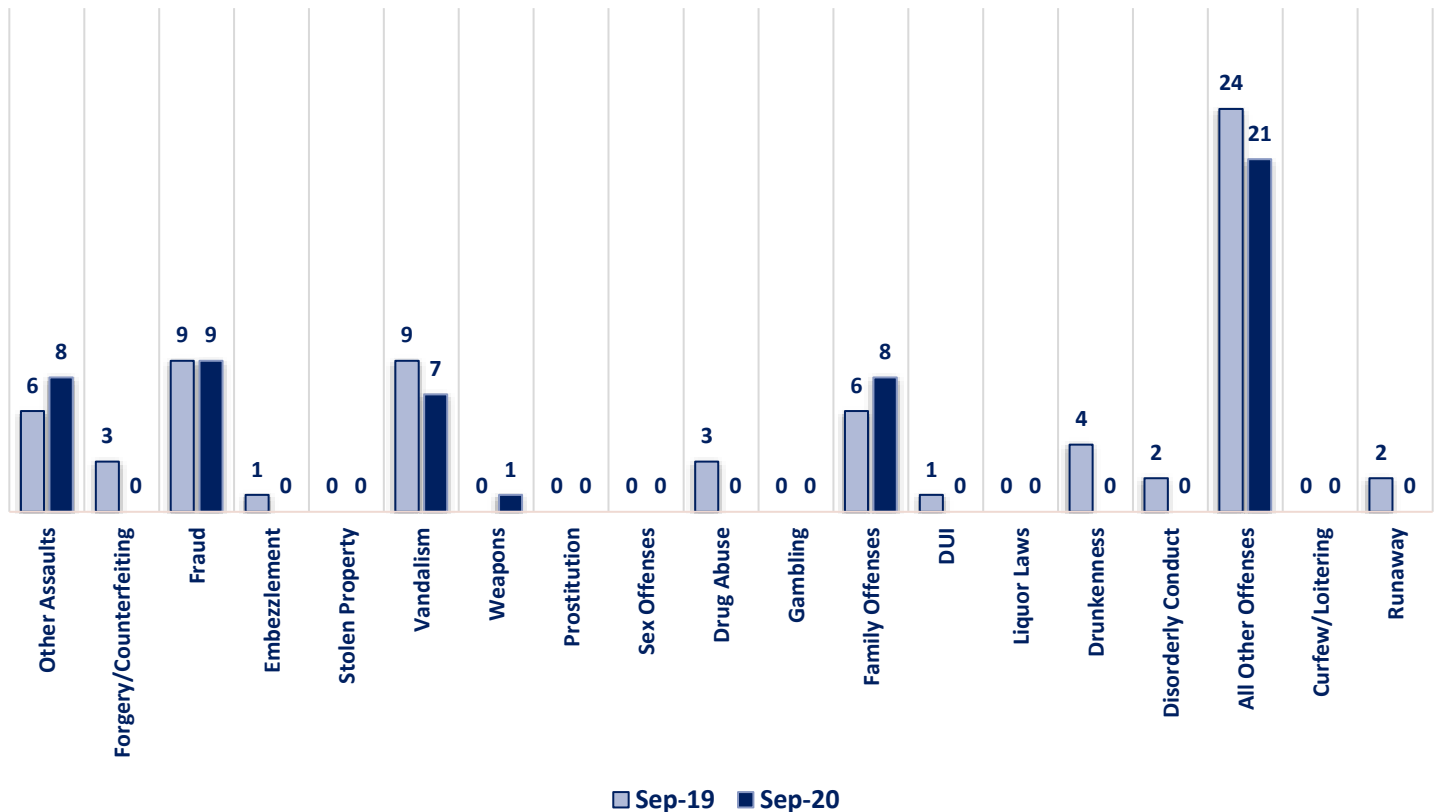
SEPTEMBER 2020 - PART I & II OFFENSE PERCENTAGES



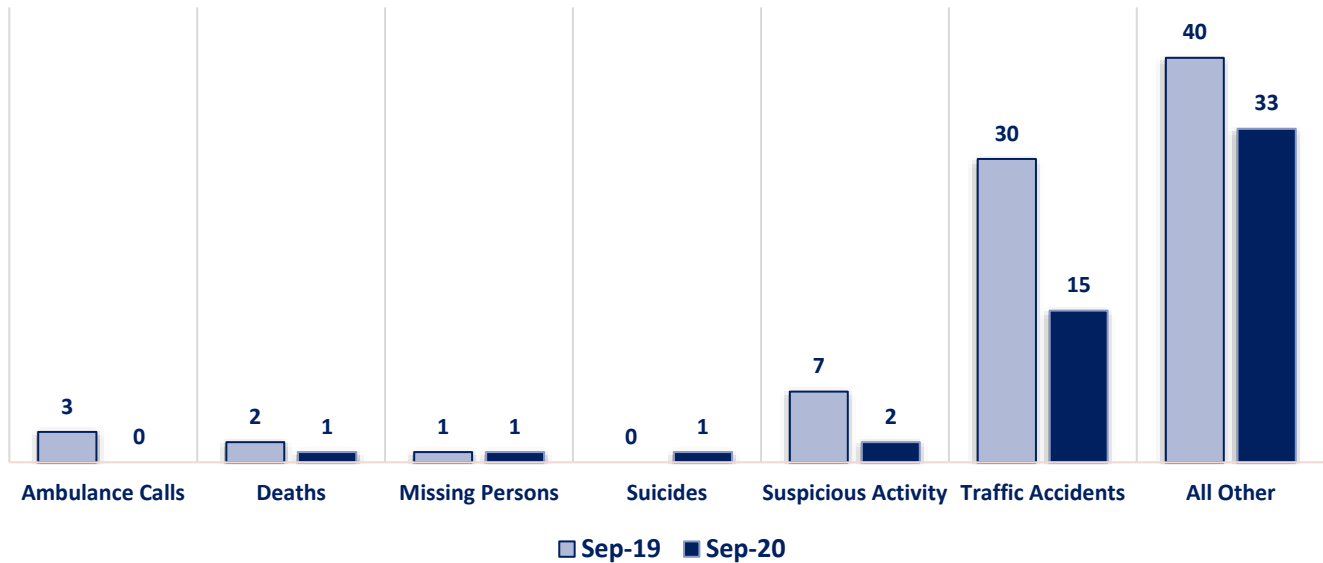
Part I Offenses



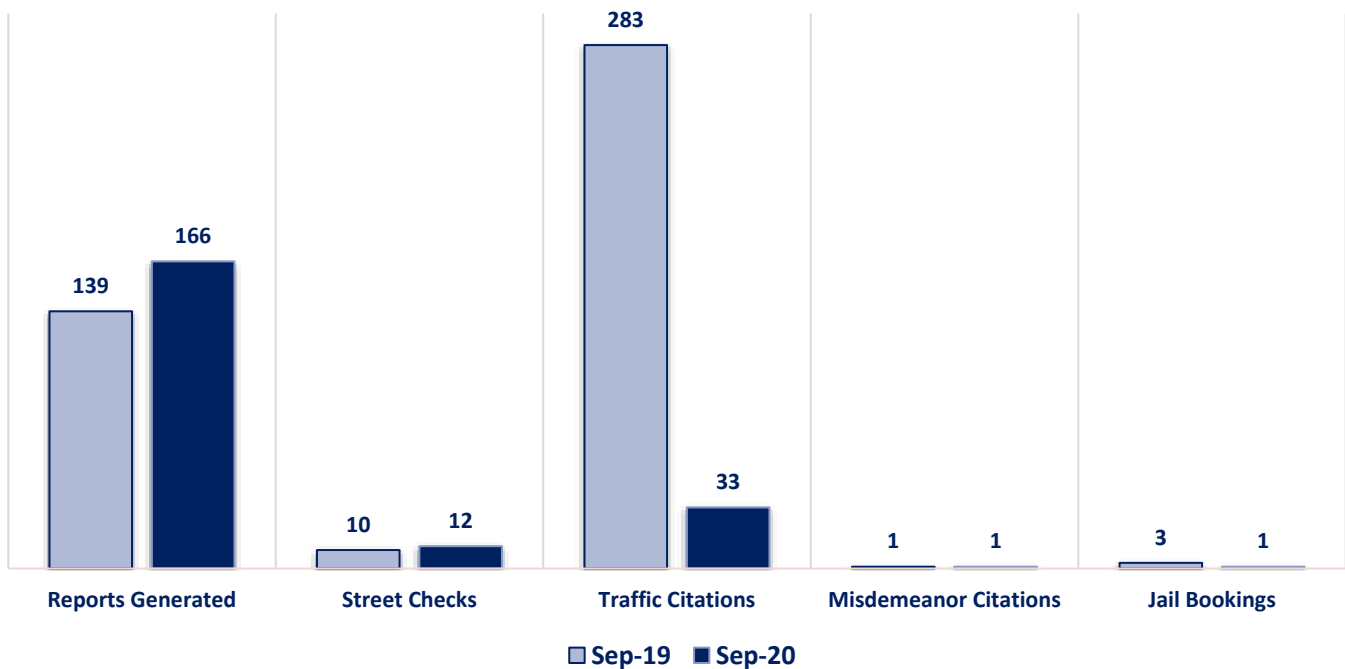
Part II Offenses



Non-UCR Offenses

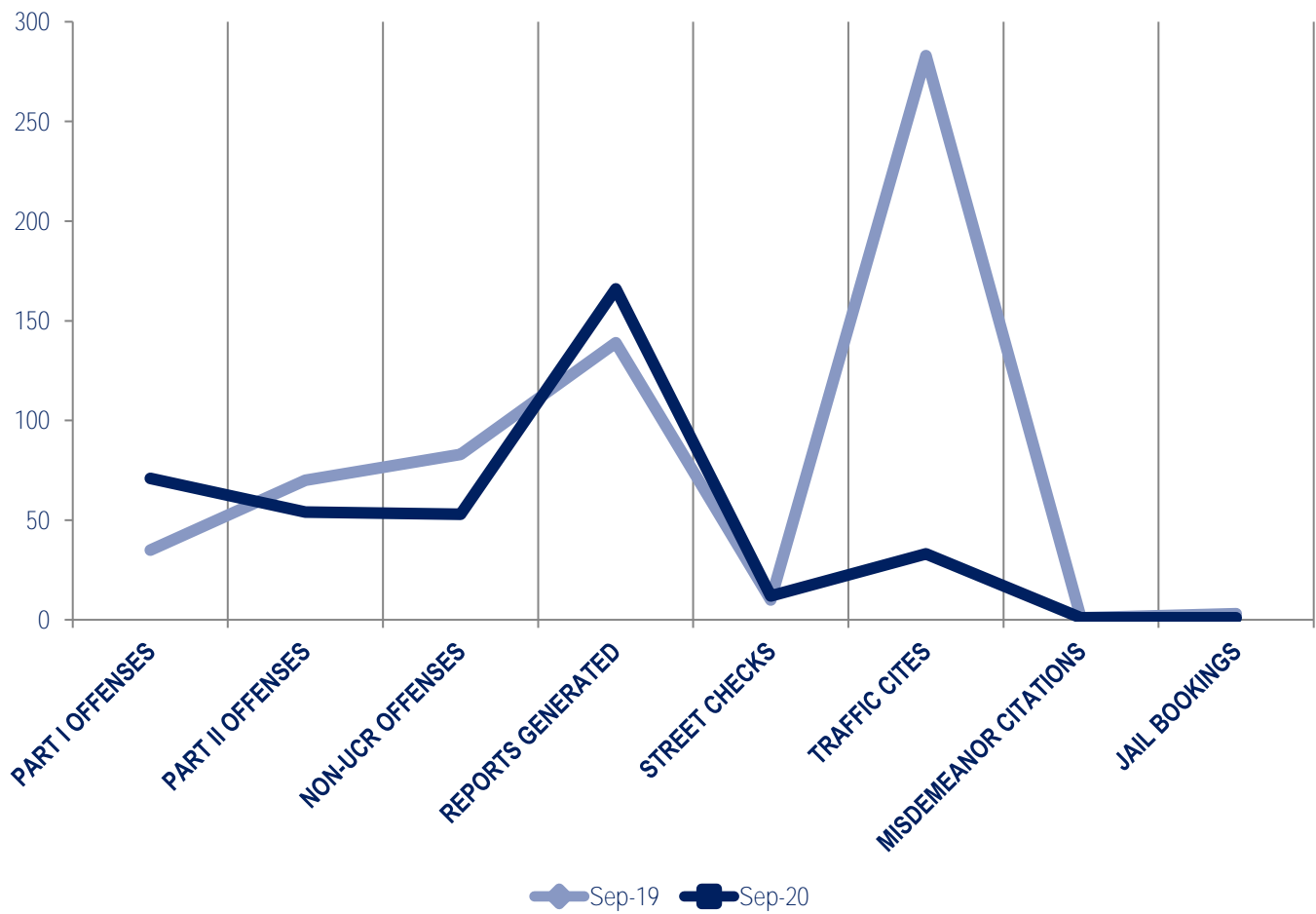


Other Event Totals



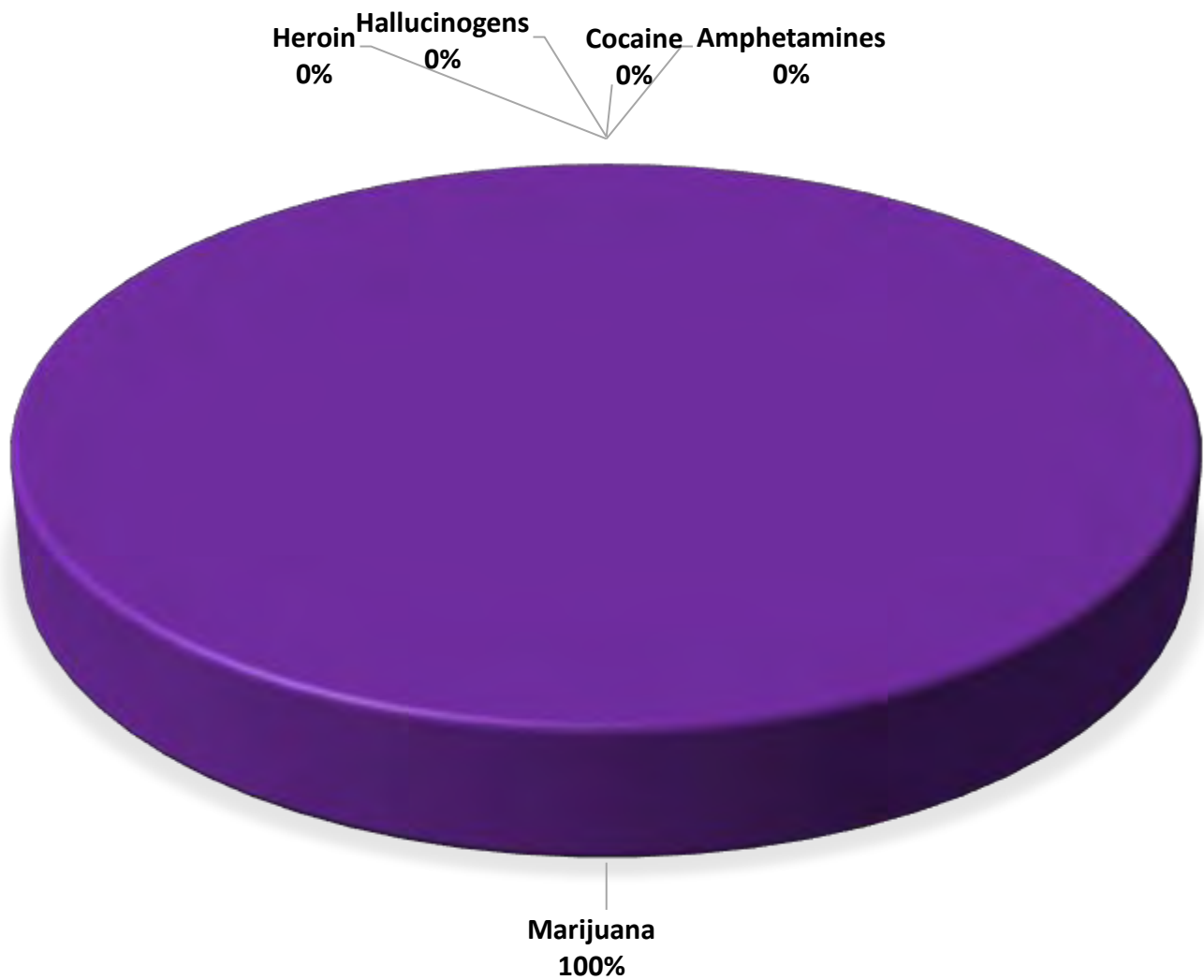
Combined Offense/Event Trends

	SEPT 2019	SEPT 2020
Part I Offenses	35	71
Part II Offenses	70	54
NonUCR Offenses	83	53
Reports Generated	139	166
Street Checks	10	12
Traffic Citations	283	33
Misdemeanor Citations	1	1
Jail Bookings	3	1

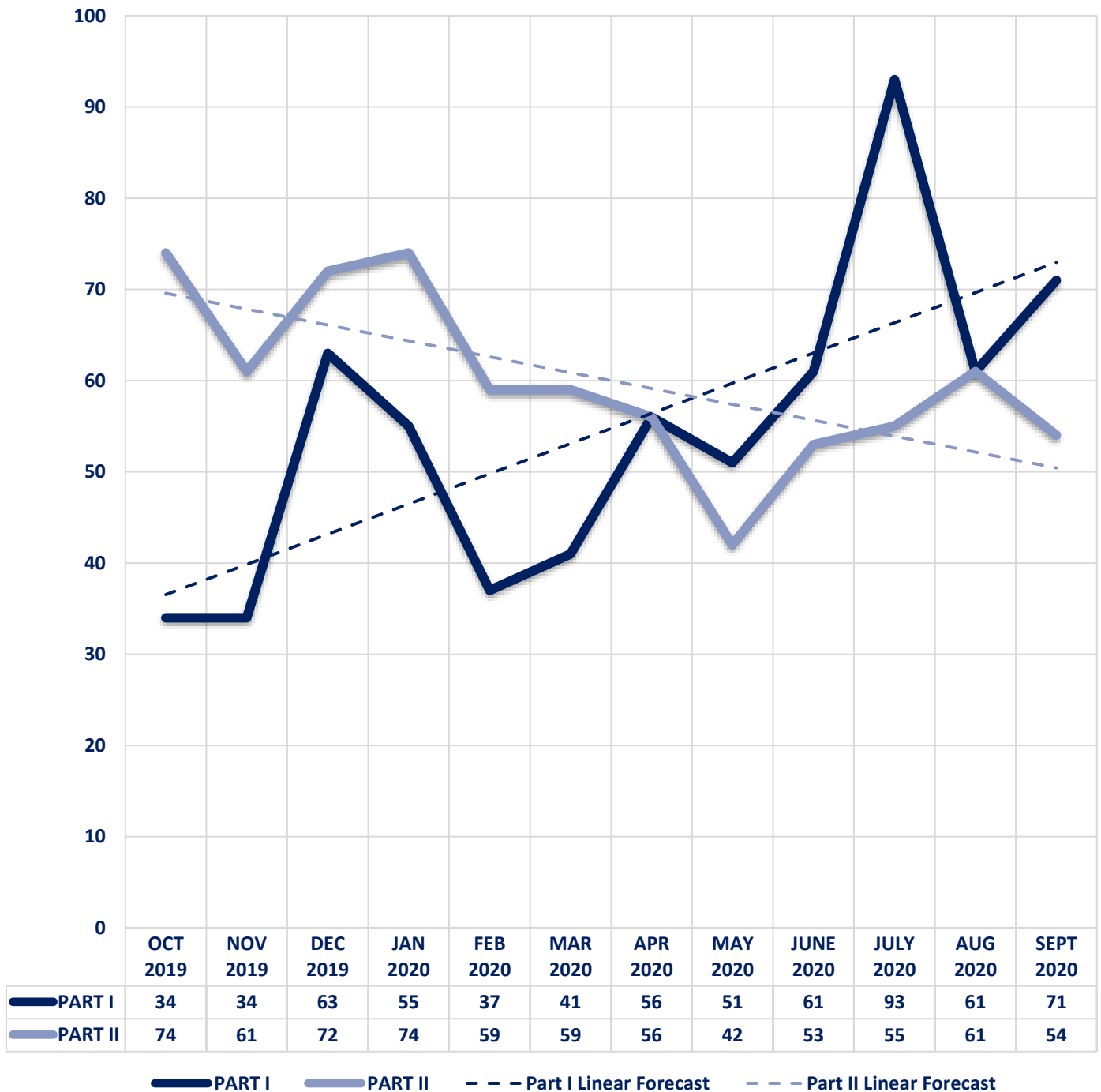


Seized Drugs

TYPE	DOSES	STREET VALUE
Cocaine	0.0	\$ -
Heroin	0.0	\$ -
Marijuana	2.0	\$ 12.00
Hallucinogens	0.0	\$ -
Amphetamines	0.0	\$ -
TOTAL	2.0	\$ 12.00



Part I & II Offenses - One Year





CITY COUNCIL DISTRICT #6

MONTHLY OFFENSE SUMMARY

October 2020

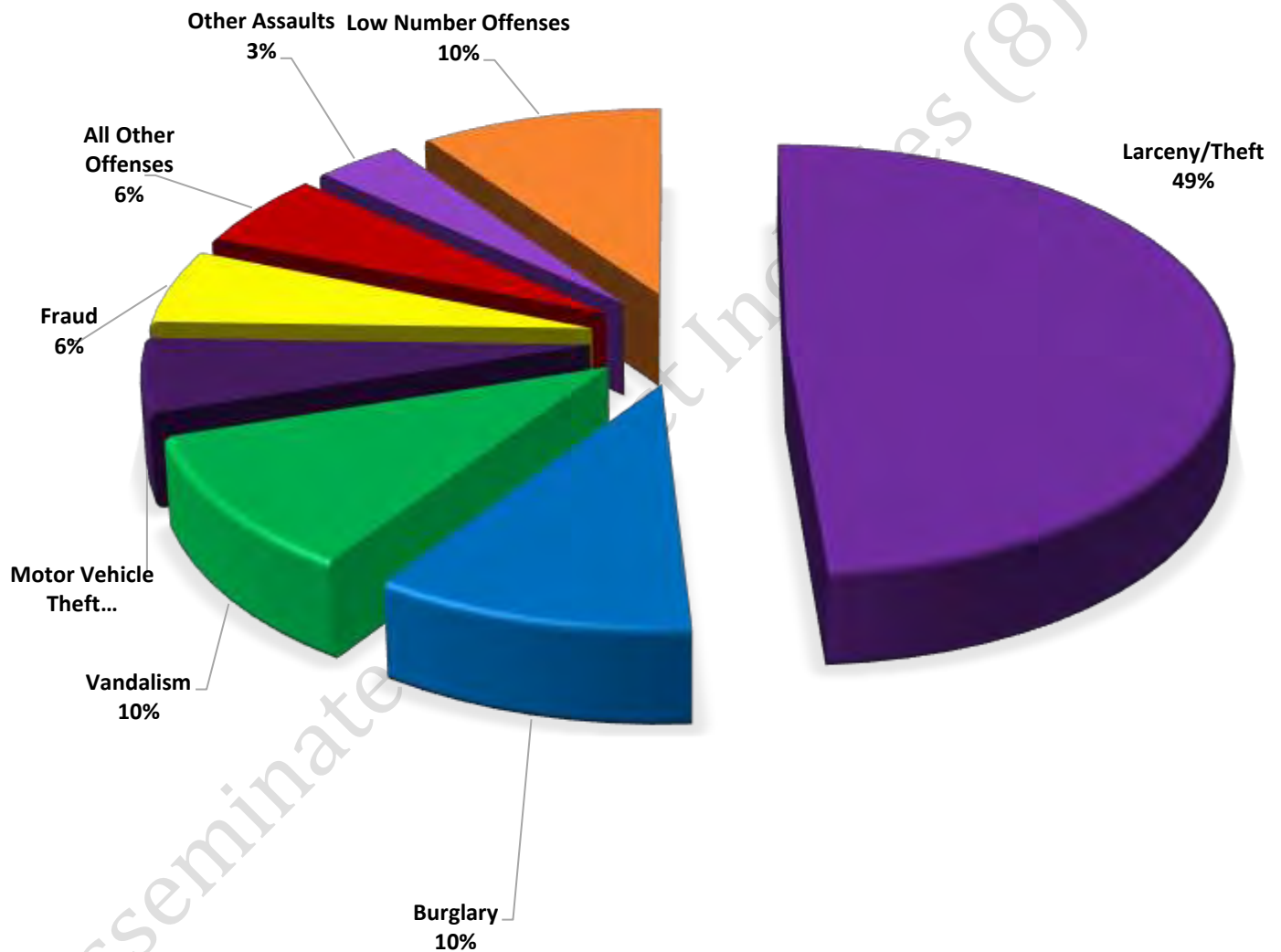
These figures represent preliminary counts of original Police Incident Reports and include all offenses within the above listed City Council District only. Full statistical analysis to determine the confidence level of this data has not been performed. The results contained herein are **approximate in relation to the listed area and may not fully coincide with data shown in other areas of SLCPD's Crime Statistics** page such as Calls for Service, Crimes Trending, and Crime Reports due to and reflective of departmental procedures that were in place at the time the event occurred and the date this data was compiled. Results displayed are not distinguished as attempted or completed crimes, do not include other calls for police service, and only represent police service where a report was made. Police Incident Reports are classified by primary offense categories as defined by the Uniform Crime Reporting (UCR) system, however for this report all offenses are included, and each incident may have more than one offense listed on it. In cases where there is more than one offense listed, all offenses are counted individually. Although every reasonable verification effort is made, the accuracy of any data is subject to the constraints of the report generation process as well as the manner, format, and point in time of any query.

PART I OFFENSES:	Chosen by the FBI as Part I Offenses because they are serious crimes that occur with regularity in all areas of the country and are likely to be reported to Police.
PART II OFFENSES:	All other crimes other than the eight Part I Offenses. The Uniform Crime Reporting Program gathers only arrest data for Part II Offenses, however, SLCPD results displayed in this document display all Part II Offenses, regardless of the presence of arrest data.
ALL OTHER OFFENSES:	Under the Part II Offense section, 'All Other Offenses' include Peeping Tom, Trespass, Kidnap/Abduction, Pornography, Extortion/Blackmail, Bribery, Warrants, Sexual Offenses, Obstruction, Public Peace, and Hit & Run.
NON-UCR OFFENSES:	Non-UCR Offenses include reports for all other offenses not classified as a Part I or Part II Offense. Results displayed separate some of these offenses such as Ambulance Calls, Deaths, Missing Persons, Suicides, Suspicious Activity, and Traffic Accidents.
ALL OTHER NON-UCR:	Under the Non-UCR category, 'All Other' include the remainder of offenses not classified as Part I or Part II and not separated from the Non-UCR Offenses. These include things such as Loud Parties, Barking Dogs, Mentally Ill Subjects, Citizen Assistance, etc.
LOW NUMBER OFFENSES:	On page two, in the interest of space and allowing for easier viewing, the category titled 'Low Number Offenses' include Part I and Part II Offenses from page one that have totals under the amount of 4.

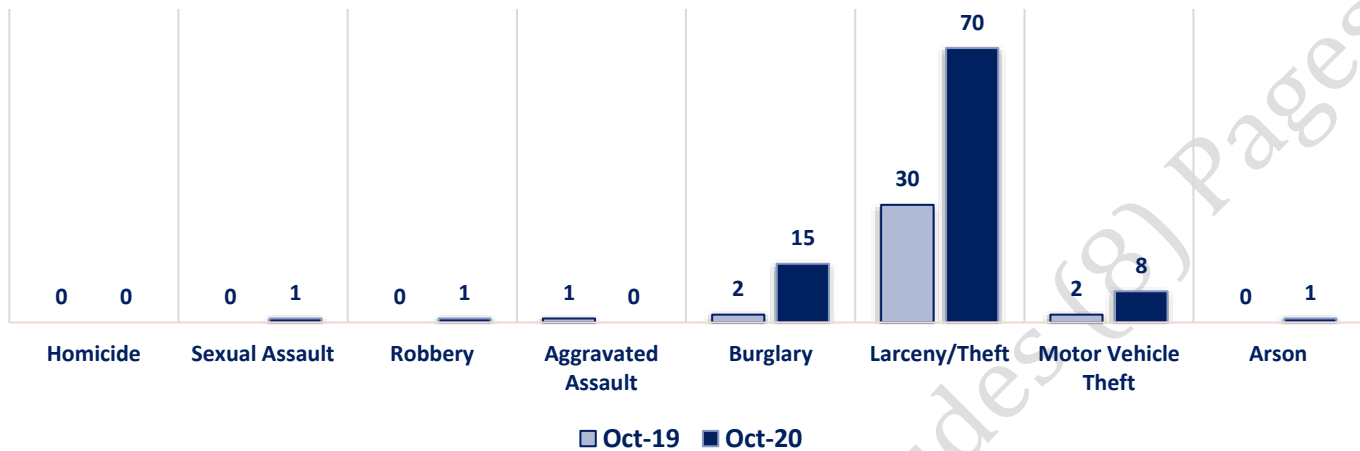
Offenses

PART I OFFENSES VIOLENT PROPERTY		OFFENSE		OCT 19	OCT 20	PART II OFFENSES	
		Homicide		0	0		
		Sexual Assault		0	1		
		Robbery		0	1		
		Aggravated Assault		1	0		
		Burglary		2	15		
		Larceny/Theft		30	70		
		Motor Vehicle Theft		2	8		
		Arson		0	1		
		PART I TOTALS		35	96		
NON-UCR OFFENSES		Ambulance Calls		4	3	PART II OFFENSES	
		Deaths		1	0		
		Missing Persons		1	0		
		Suicides		1	0		
		Suspicious Activity		6	6		
		Traffic Accidents		23	13		
		All Other		36	38		
		NON-UCR TOTALS		72	60		
TOTALS		PART I OFFENSES		35	96	PART II OFFENSES	
		PART II OFFENSES		90	47		
		NON-UCR OFFENSES		72	60		
TOTAL		197	203	PART II TOTALS		90	47

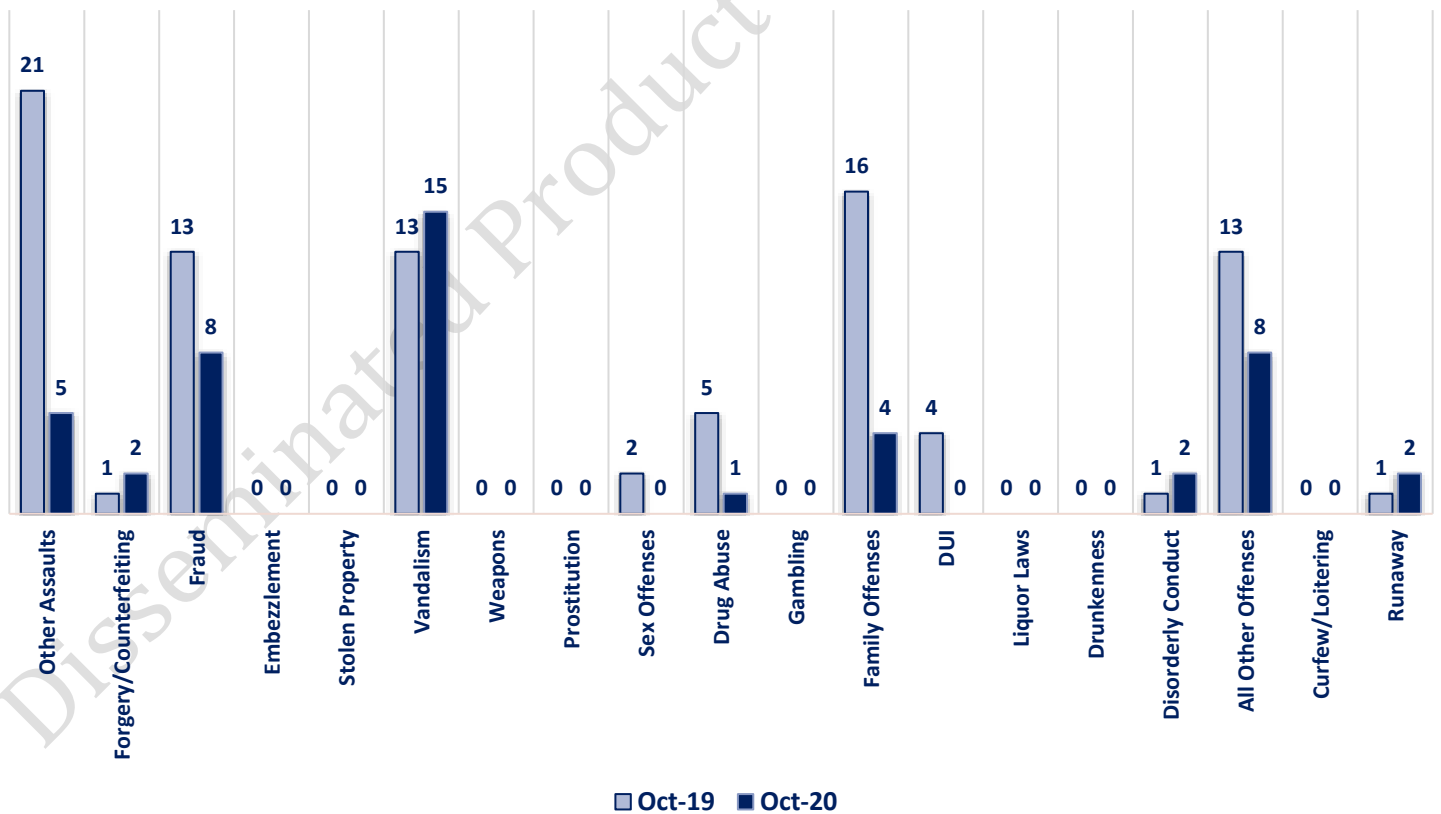
MAY 2020- PART I & II OFFENSE PERCENTAGES



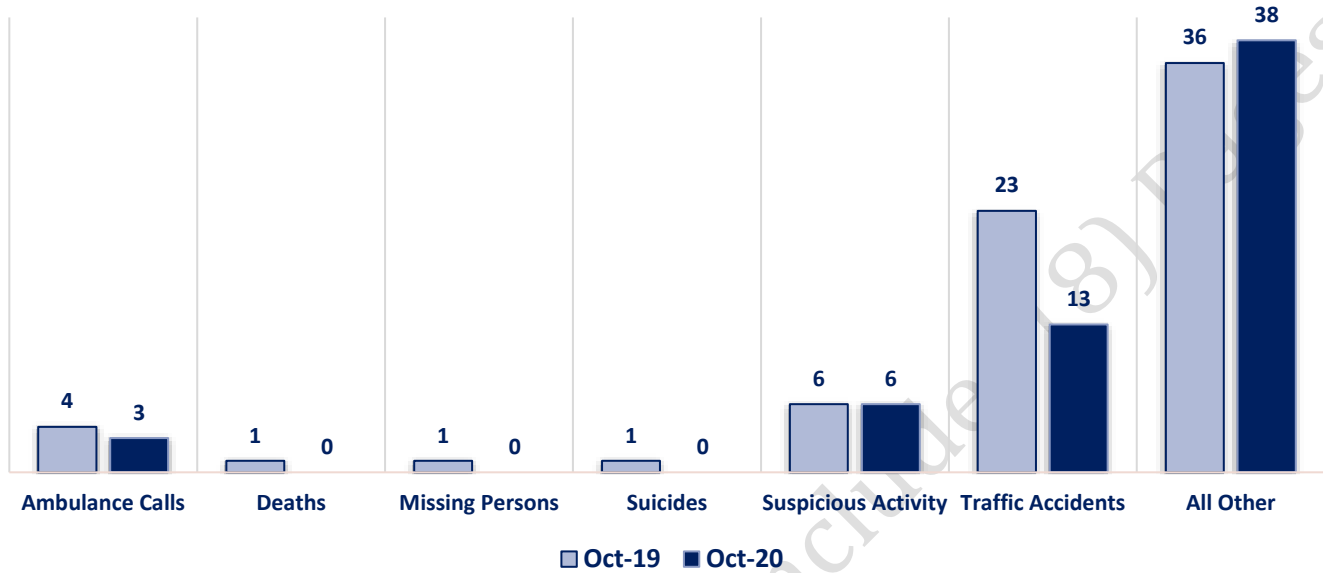
Part I Offenses



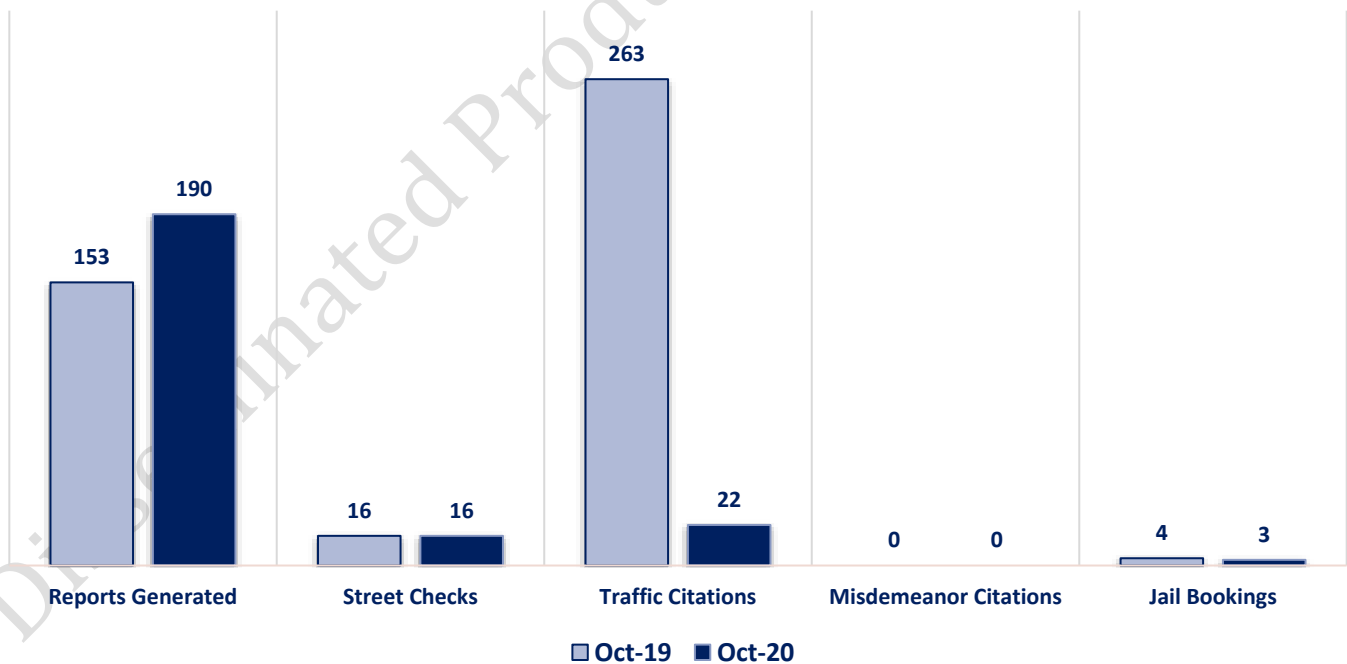
Part II Offenses



Non-UCR Offenses

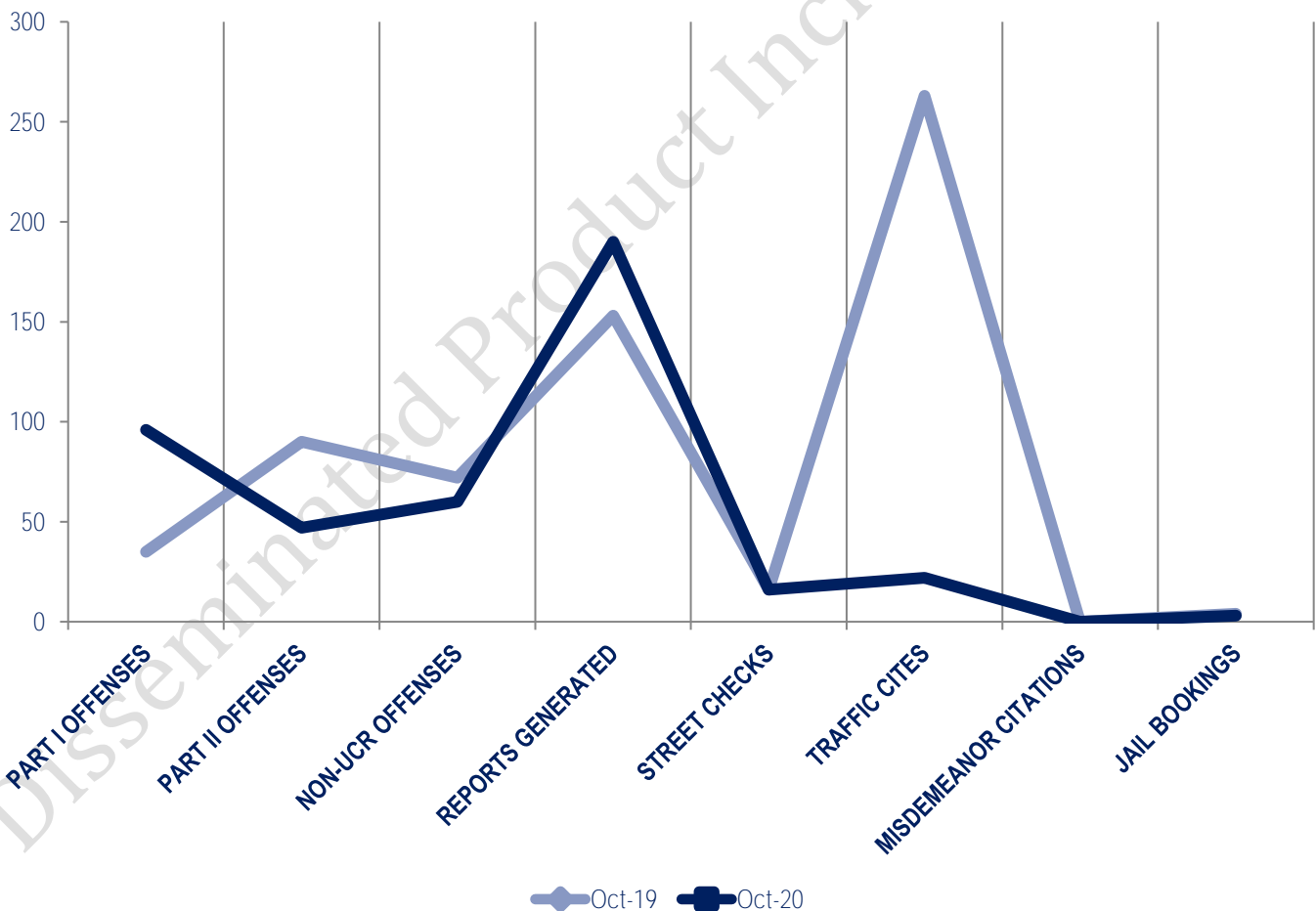


Other Event Totals



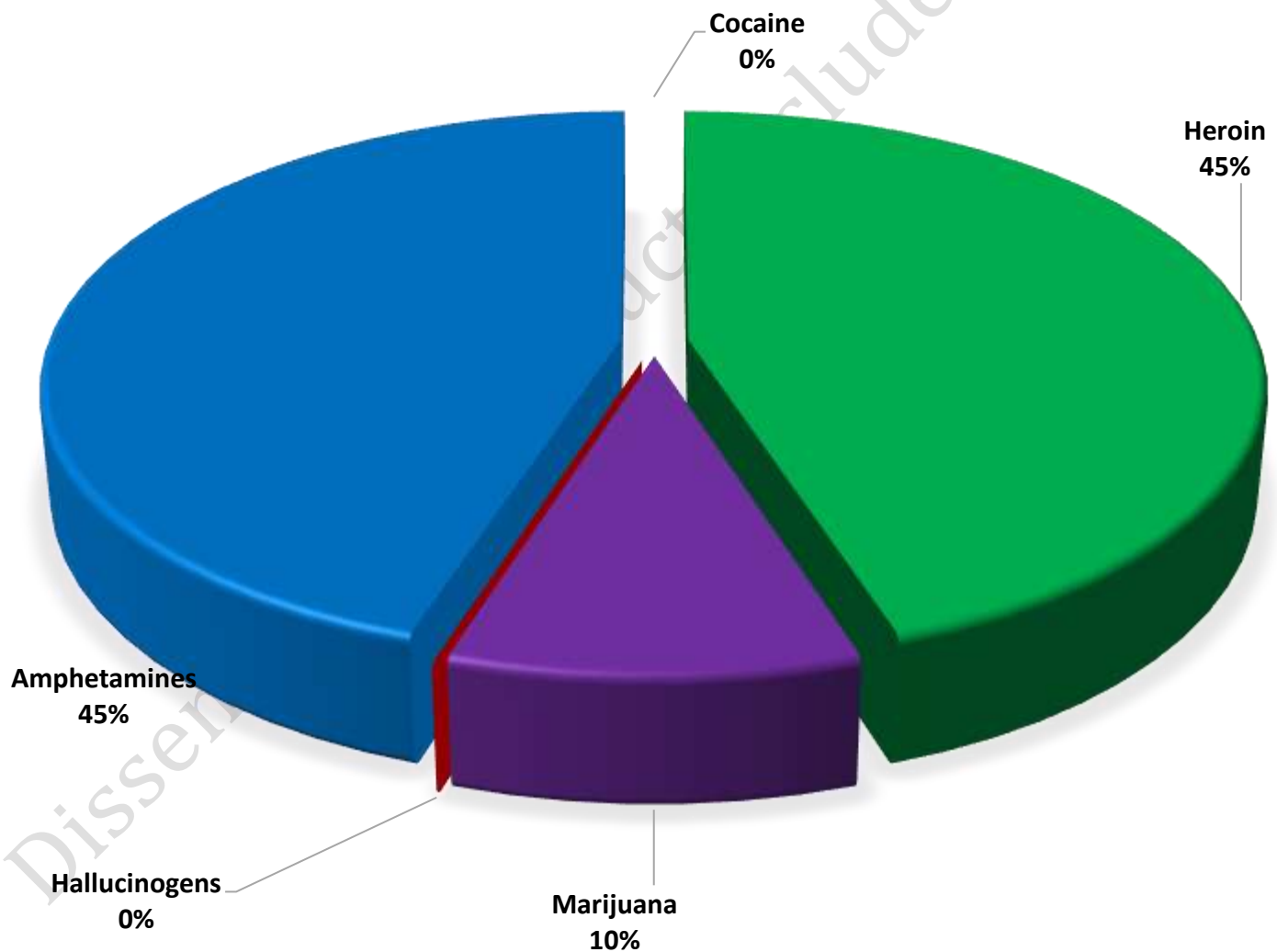
Combined Offense/Event Trends

	OCT 2019	OCT 2020
Part I Offenses	35	96
Part II Offenses	90	47
NonUCR Offenses	72	60
Reports Generated	153	190
Street Checks	16	16
Traffic Citations	263	22
Misdemeanor Citations	0	0
Jail Bookings	4	3

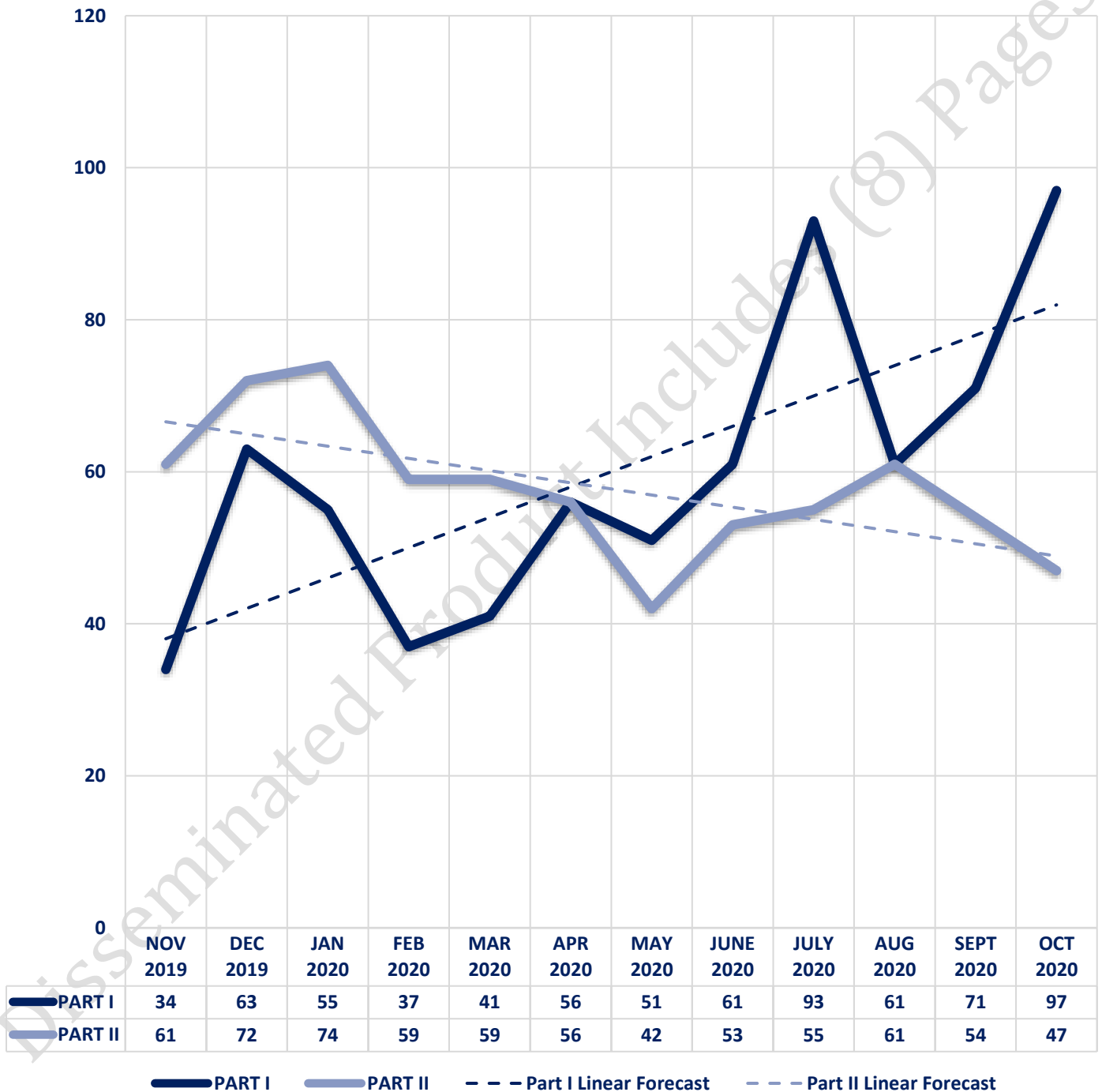


Seized Drugs

TYPE	DOSES	STREET VALUE
Cocaine	0.0	\$ -
Heroin	4.0	\$ 40.00
Marijuana	0.9	\$ 5.29
Hallucinogens	0.0	\$ -
Amphetamines	4.0	\$ 40.00
TOTAL	8.9	\$ 85.29



Part I & II Offenses - One Year





CITY COUNCIL DISTRICT #6 MONTHLY OFFENSE SUMMARY

November 2020

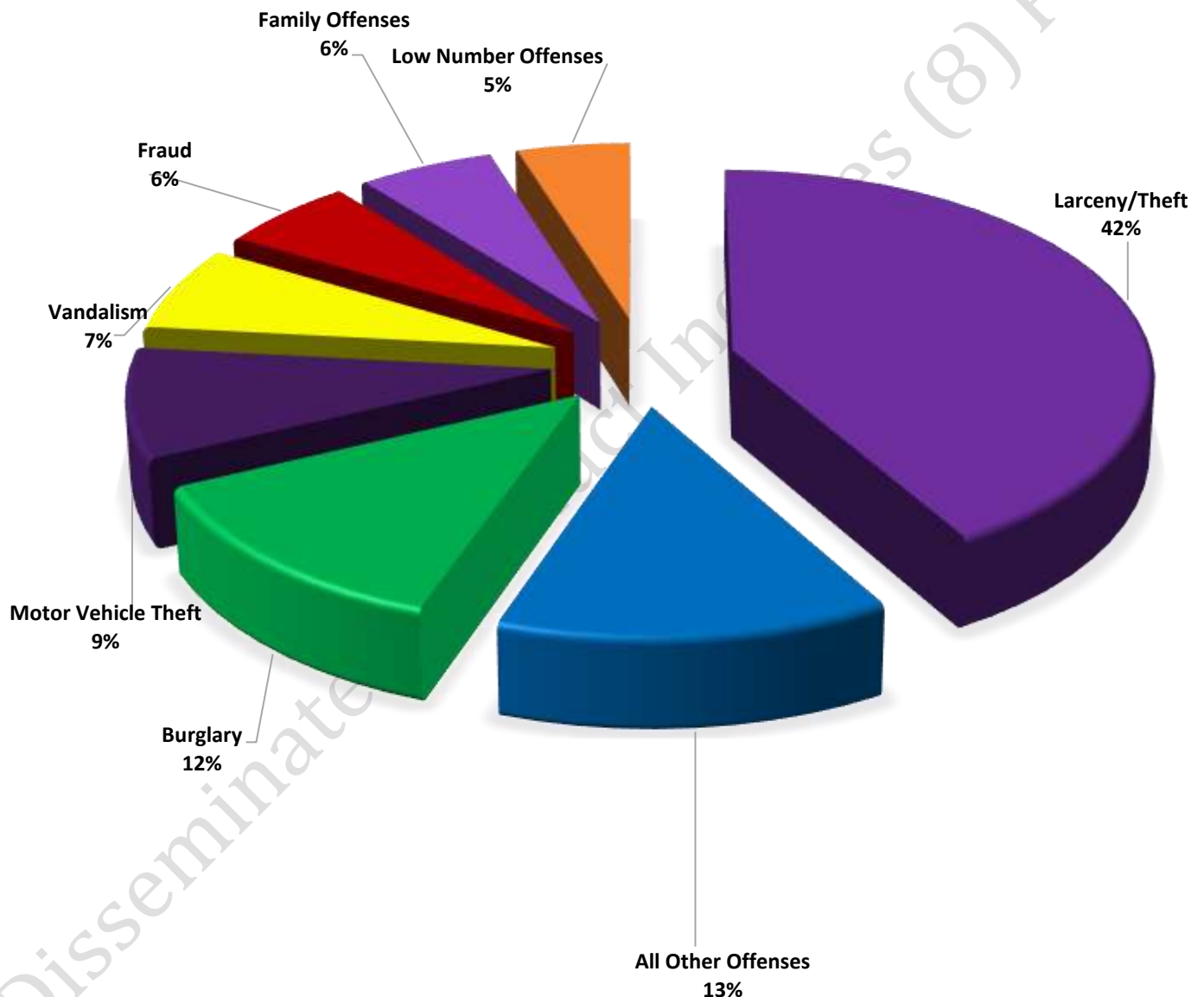
These figures represent preliminary counts of original Police Incident Reports and include all offenses within the above listed City Council District only. Full statistical analysis to determine the confidence level of this data has not been performed. The results contained herein are **approximate in relation to the listed area and may not fully coincide with data shown in other areas of SLCPD's Crime Statistics** page such as Calls for Service, Crimes Trending, and Crime Reports due to and reflective of departmental procedures that were in place at the time the event occurred and the date this data was compiled. Results displayed are not distinguished as attempted or completed crimes, do not include other calls for police service, and only represent police service where a report was made. Police Incident Reports are classified by primary offense categories as defined by the Uniform Crime Reporting (UCR) system, however for this report all offenses are included, and each incident may have more than one offense listed on it. In cases where there is more than one offense listed, all offenses are counted individually. Although every reasonable verification effort is made, the accuracy of any data is subject to the constraints of the report generation process as well as the manner, format, and point in time of any query.

PART I OFFENSES:	Chosen by the FBI as Part I Offenses because they are serious crimes that occur with regularity in all areas of the country and are likely to be reported to Police.
PART II OFFENSES:	All other crimes other than the eight Part I Offenses. The Uniform Crime Reporting Program gathers only arrest data for Part II Offenses, however, SLCPD results displayed in this document display all Part II Offenses, regardless of the presence of arrest data.
ALL OTHER OFFENSES:	Under the Part II Offense section, 'All Other Offenses' include Peeping Tom, Trespass, Kidnap/Abduction, Pornography, Extortion/Blackmail, Bribery, Warrants, Sexual Offenses, Obstruction, Public Peace, and Hit & Run.
NON-UCR OFFENSES:	Non-UCR Offenses include reports for all other offenses not classified as a Part I or Part II Offense. Results displayed separate some of these offenses such as Ambulance Calls, Deaths, Missing Persons, Suicides, Suspicious Activity, and Traffic Accidents.
ALL OTHER NON-UCR:	Under the Non-UCR category, 'All Other' include the remainder of offenses not classified as Part I or Part II and not separated from the Non-UCR Offenses. These include things such as Loud Parties, Barking Dogs, Mentally Ill Subjects, Citizen Assistance, etc.
LOW NUMBER OFFENSES:	On page two, in the interest of space and allowing for easier viewing, the category titled 'Low Number Offenses' include Part I and Part II Offenses from page one that have totals under the amount of 2.

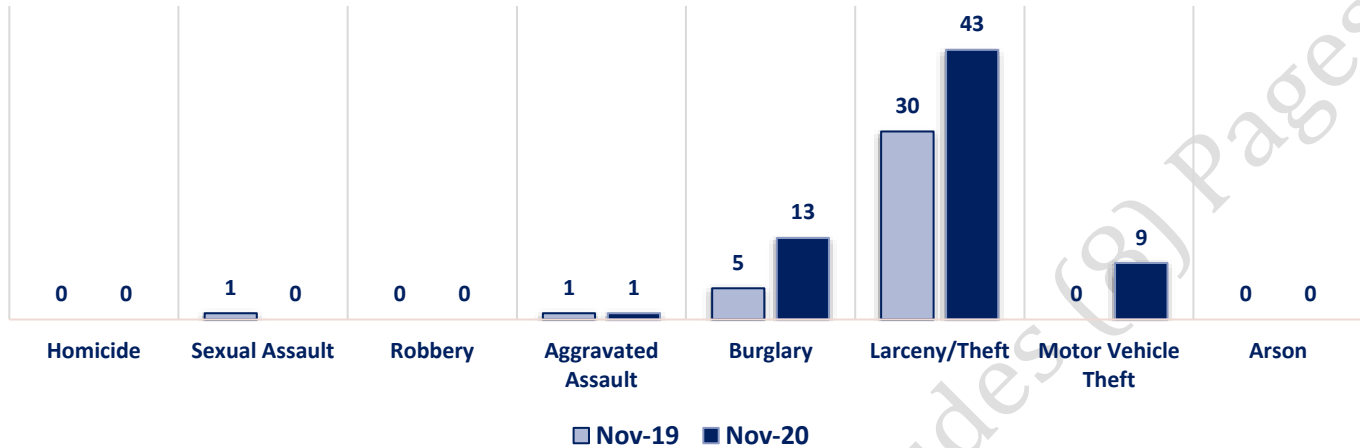
Offenses

	OFFENSE	NOV 19	NOV 20	OFFENSE	NOV 19	NOV 20
PART I OFFENSES	Homicide	0	0	Other Assaults	9	2
	Sexual Assault	1	0	Forgery/Counterfeit	1	1
	Robbery	0	0	Fraud	9	6
	Aggravated Assault	1	1	Embezzlement	0	0
	Burglary	5	13	Stolen Property	0	0
	Larceny/Theft	30	43	Vandalism	13	7
	Motor Vehicle Theft	0	9	Weapons	0	0
	Arson	0	0	Prostitution	0	0
	PART I TOTALS	37	66	Sex Offenses	1	0
NON-UCR OFFENSES	Ambulance Calls	2	3	Drug Abuse	1	0
	Deaths	1	0	Gambling	0	0
	Missing Persons	0	0	Family Offenses	4	6
	Suicides	0	0	DUI	2	0
	Suspicious Activity	6	2	Liquor Laws	0	0
	Traffic Accidents	28	7	Drunkenness	2	0
	All Other	39	26	Disorderly Conduct	3	0
	NON-UCR TOTALS	76	38	All Other Offenses	15	14
	PART I OFFENSES	37	66	Curfew/Loitering	0	0
TOTALS	PART II OFFENSES	61	37	Runaway	1	1
	NON-UCR OFFENSES	76	38	PART II TOTALS	61	37
	TOTAL	174	141			

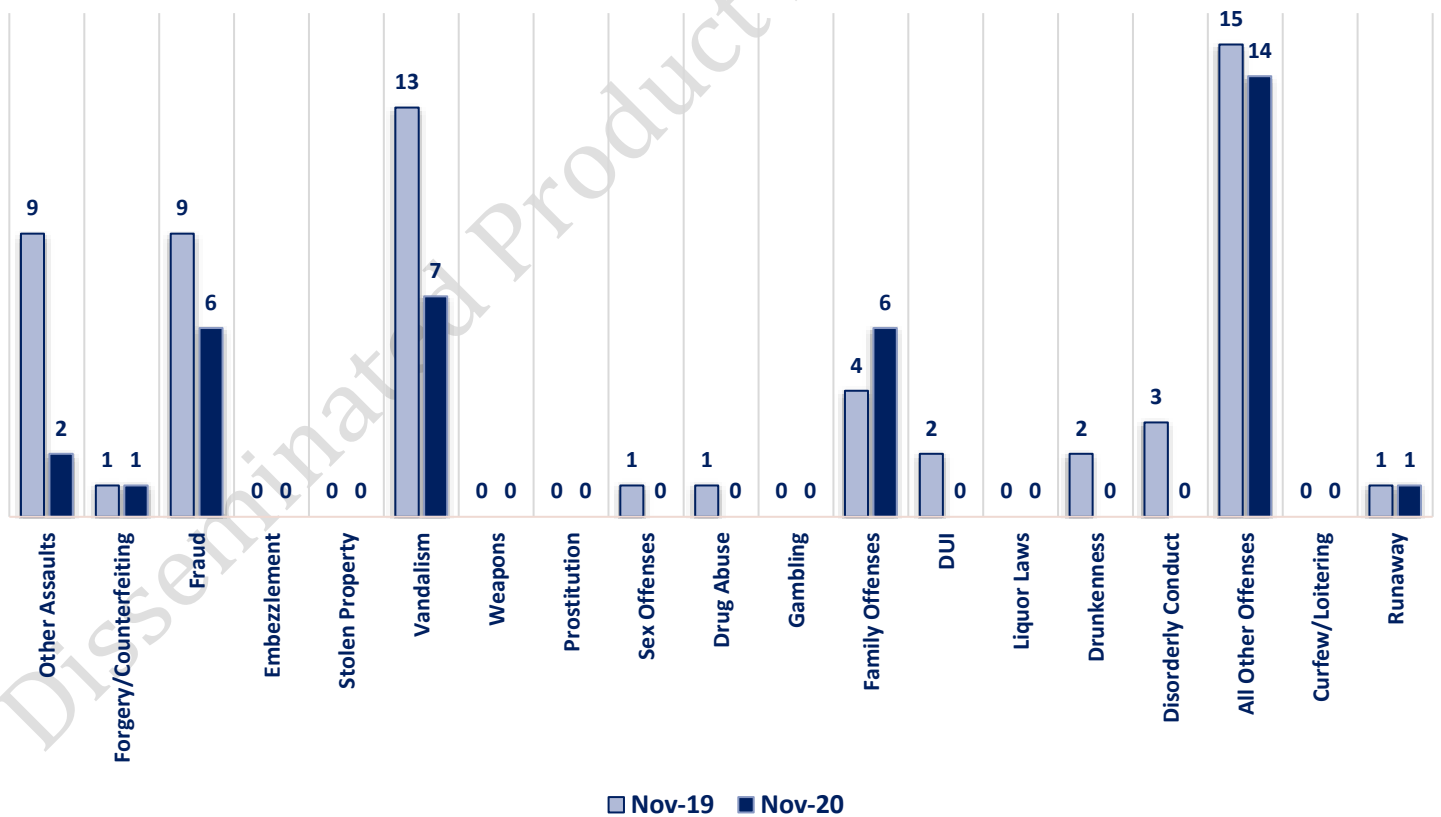
NOVEMBER 2020- PART I & II OFFENSE PERCENTAGES



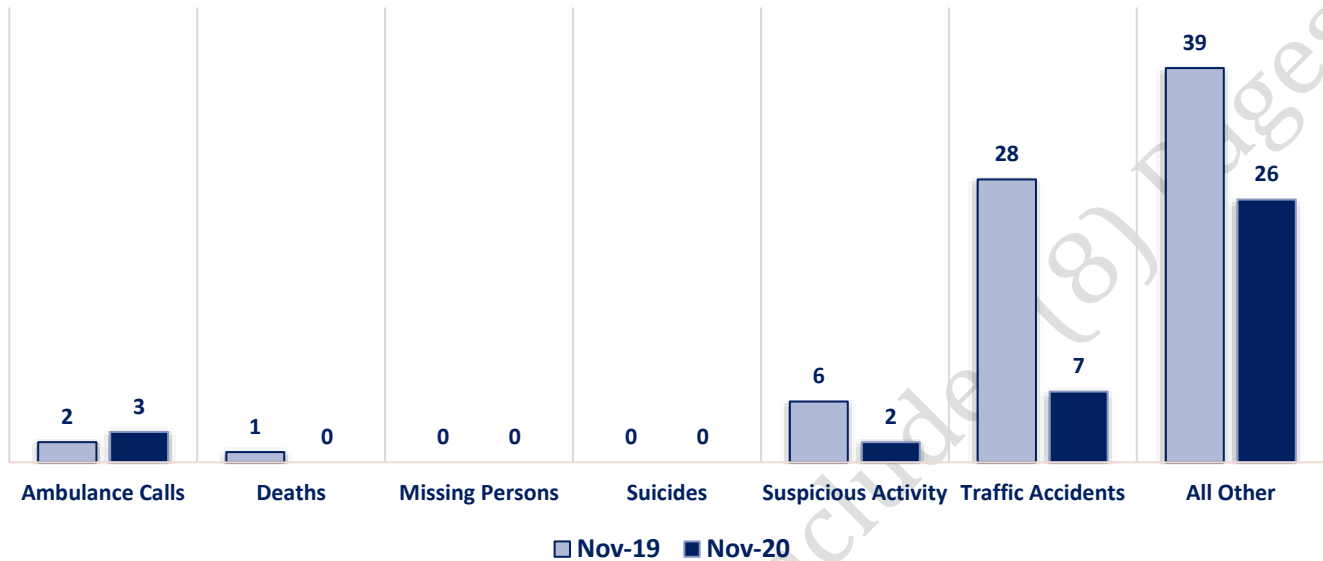
Part I Offenses



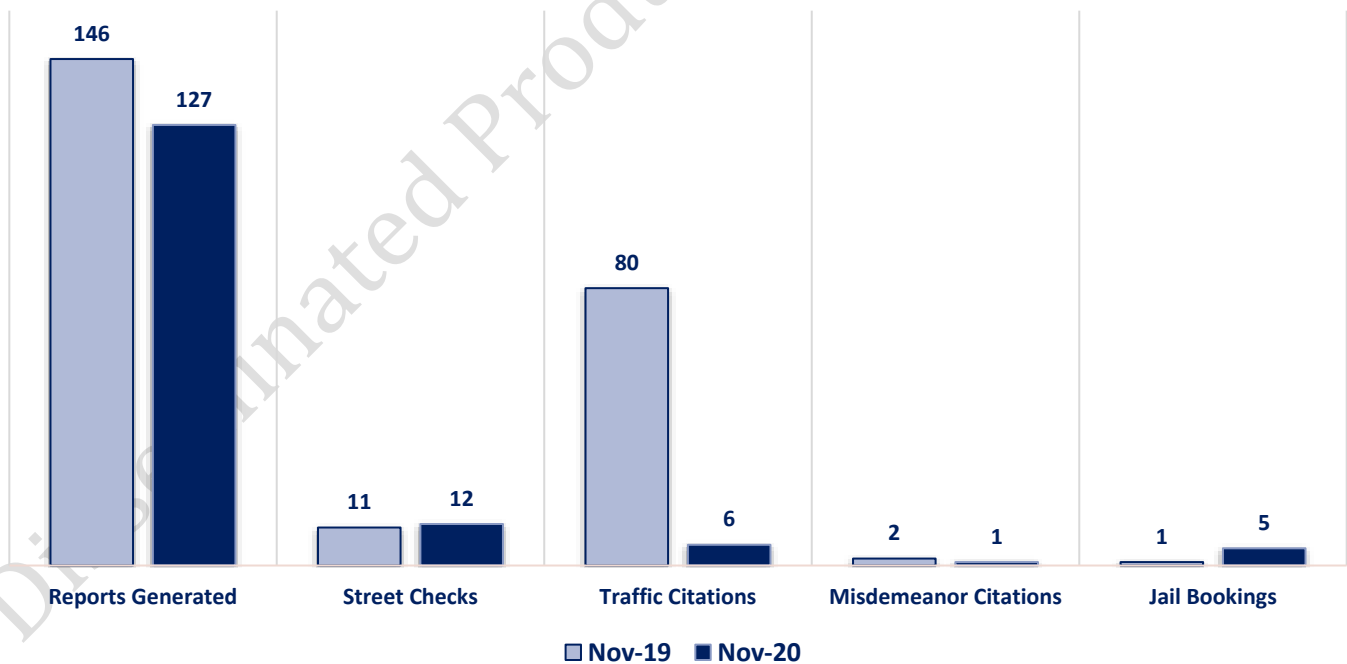
Part II Offenses



Non-UCR Offenses

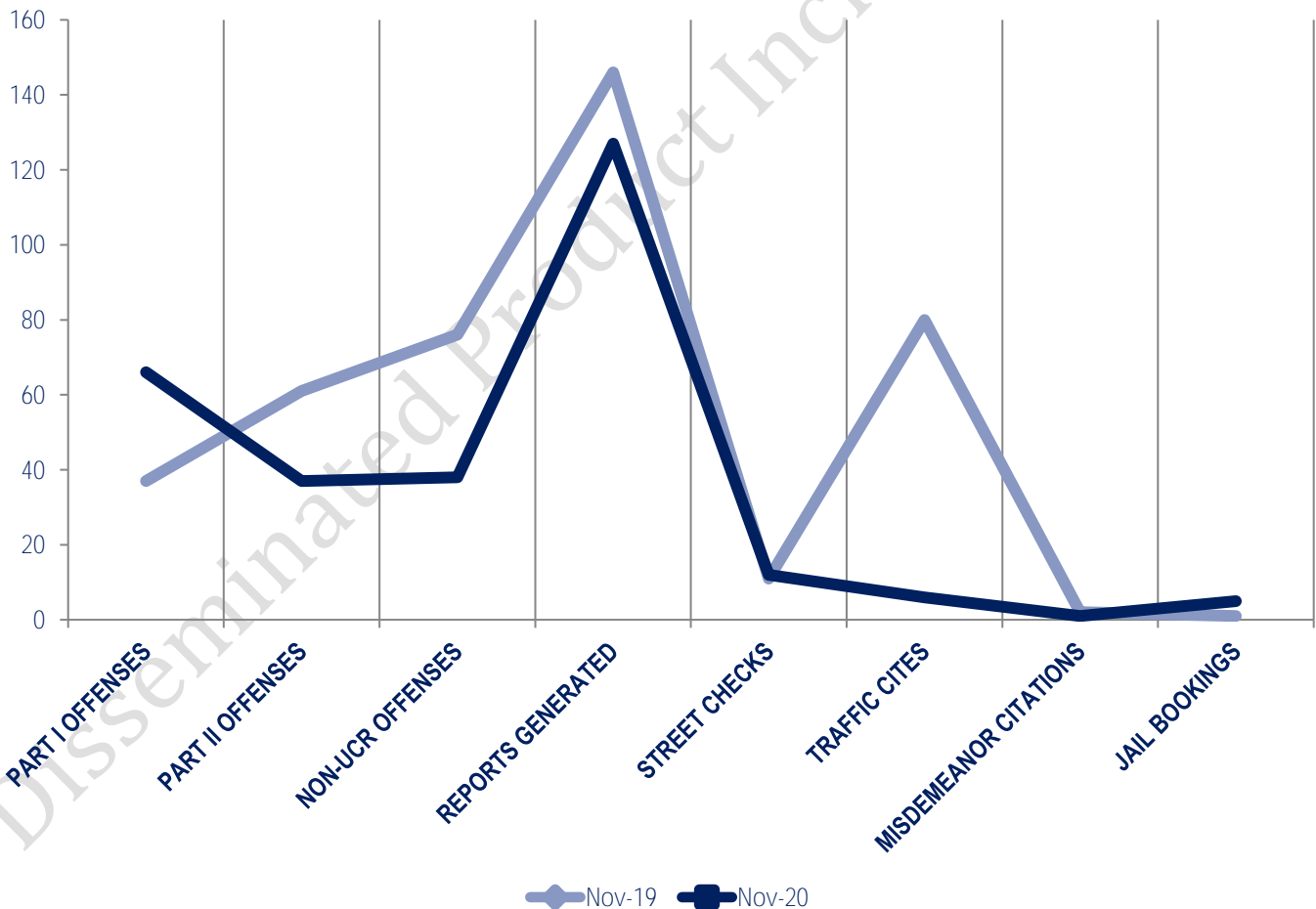


Other Event Totals



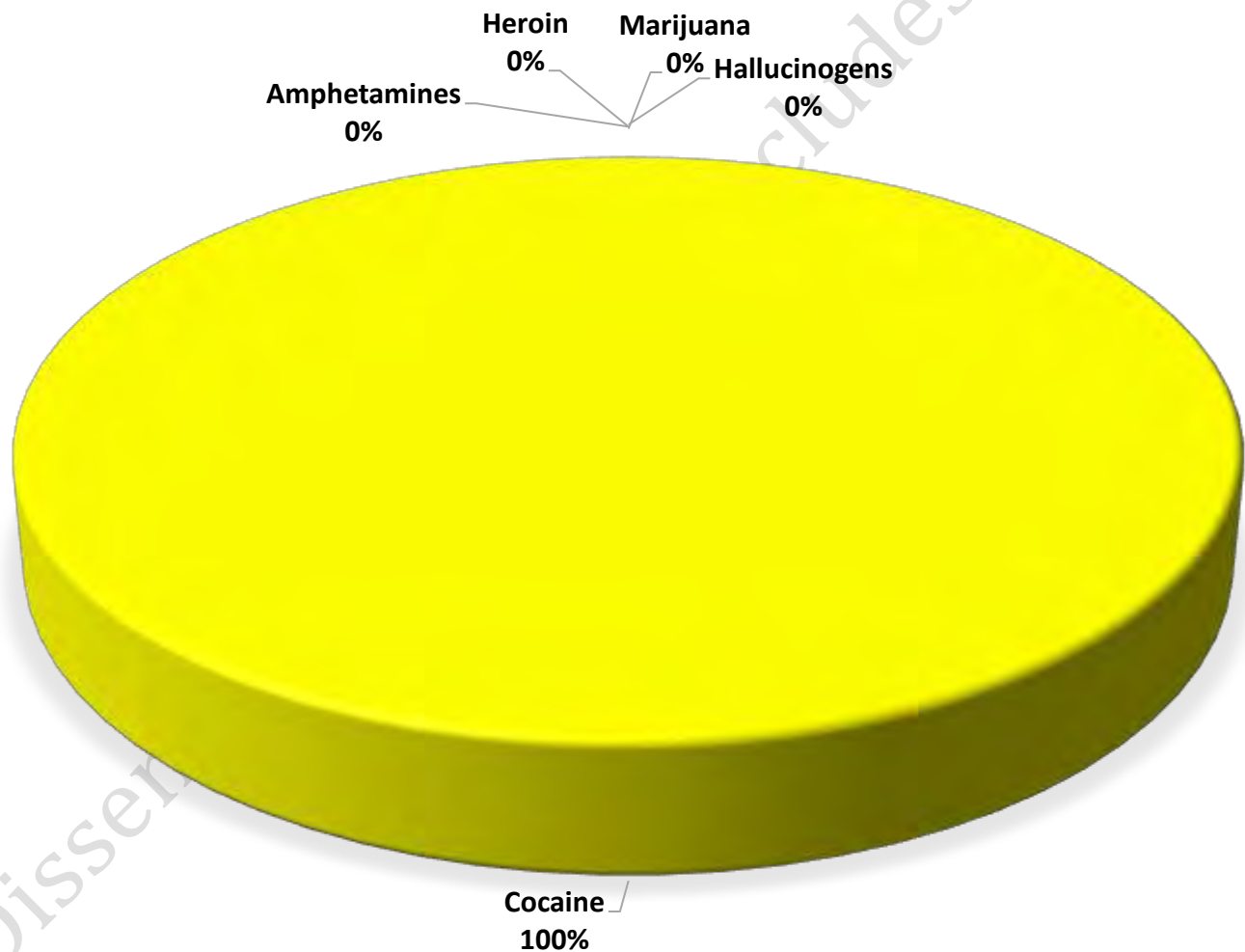
Combined Offense/Event Trends

	NOV 2019	NOV 2020
Part I Offenses	37	66
Part II Offenses	61	37
NonUCR Offenses	76	38
Reports Generated	146	127
Street Checks	11	12
Traffic Citations	80	6
Misdemeanor Citations	2	1
Jail Bookings	1	5

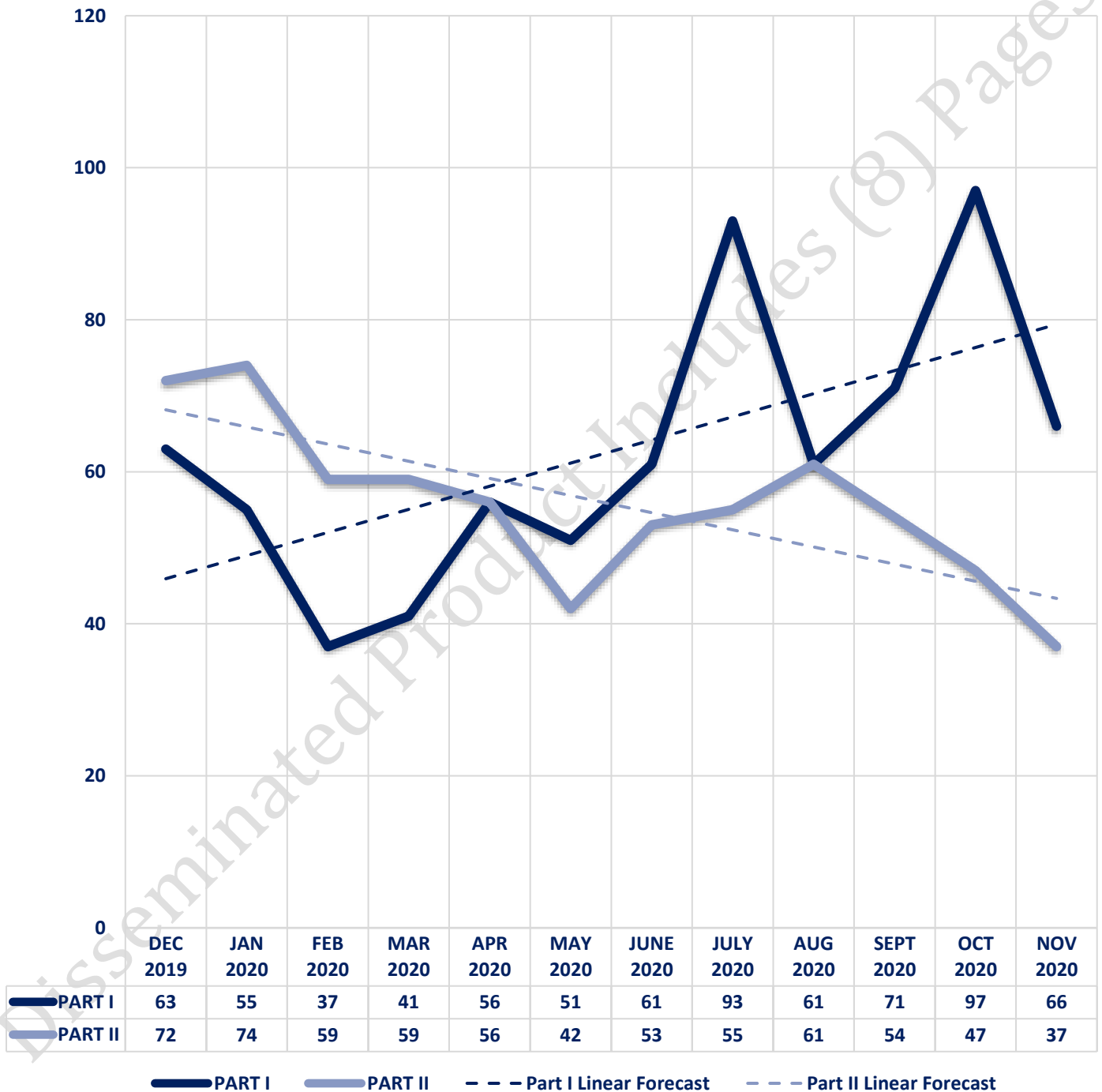


Seized Drugs

TYPE	DOSES	STREET VALUE
Cocaine	30.0	\$ 300.00
Heroin	0.0	\$ -
Marijuana	0.0	\$ -
Hallucinogens	0.0	\$ -
Amphetamines	0.0	\$ -
TOTAL	30.0	\$ 300.00



Part I & II Offenses - One Year





CITY COUNCIL DISTRICT #6 MONTHLY OFFENSE SUMMARY

December 2020

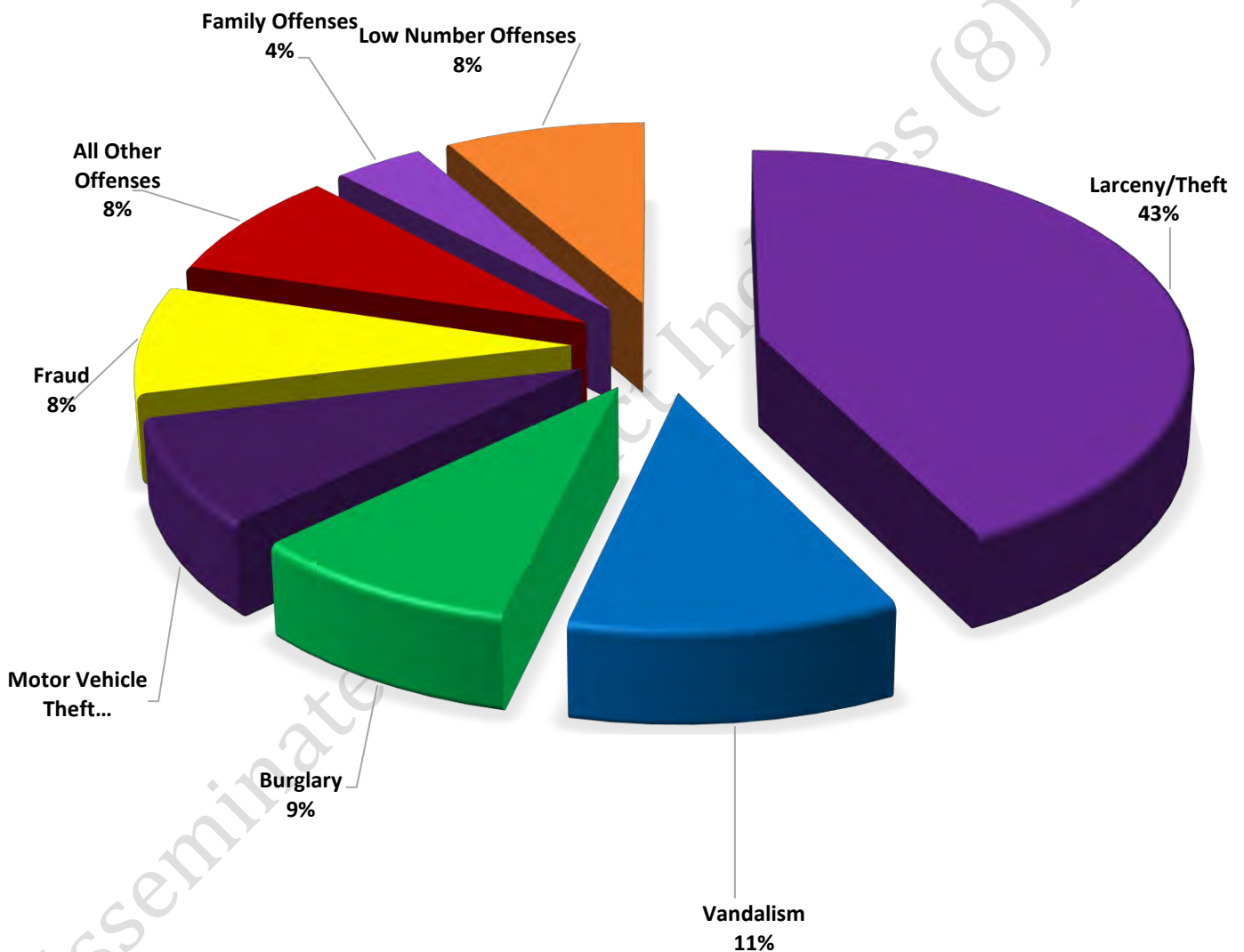
These figures represent preliminary counts of original Police Incident Reports and include all offenses within the above listed City Council District only. Full statistical analysis to determine the confidence level of this data has not been performed. The results contained herein are **approximate in relation to the listed area and may not fully coincide with data shown in other areas of SLCPD's Crime Statistics** page such as Calls for Service, Crimes Trending, and Crime Reports due to and reflective of departmental procedures that were in place at the time the event occurred and the date this data was compiled. Results displayed are not distinguished as attempted or completed crimes, do not include other calls for police service, and only represent police service where a report was made. Police Incident Reports are classified by primary offense categories as defined by the Uniform Crime Reporting (UCR) system, however for this report all offenses are included, and each incident may have more than one offense listed on it. In cases where there is more than one offense listed, all offenses are counted individually. Although every reasonable verification effort is made, the accuracy of any data is subject to the constraints of the report generation process as well as the manner, format, and point in time of any query.

PART I OFFENSES:	Chosen by the FBI as Part I Offenses because they are serious crimes that occur with regularity in all areas of the country and are likely to be reported to Police.
PART II OFFENSES:	All other crimes other than the eight Part I Offenses. The Uniform Crime Reporting Program gathers only arrest data for Part II Offenses, however, SLCPD results displayed in this document display all Part II Offenses, regardless of the presence of arrest data.
ALL OTHER OFFENSES:	Under the Part II Offense section, 'All Other Offenses' include Peeping Tom, Trespass, Kidnap/Abduction, Pornography, Extortion/Blackmail, Bribery, Warrants, Sexual Offenses, Obstruction, Public Peace, and Hit & Run.
NON-UCR OFFENSES:	Non-UCR Offenses include reports for all other offenses not classified as a Part I or Part II Offense. Results displayed separate some of these offenses such as Ambulance Calls, Deaths, Missing Persons, Suicides, Suspicious Activity, and Traffic Accidents.
ALL OTHER NON-UCR:	Under the Non-UCR category, 'All Other' include the remainder of offenses not classified as Part I or Part II and not separated from the Non-UCR Offenses. These include things such as Loud Parties, Barking Dogs, Mentally Ill Subjects, Citizen Assistance, etc.
LOW NUMBER OFFENSES:	On page two, in the interest of space and allowing for easier viewing, the category titled 'Low Number Offenses' include Part I and Part II Offenses from page one that have totals under the amount of 3.

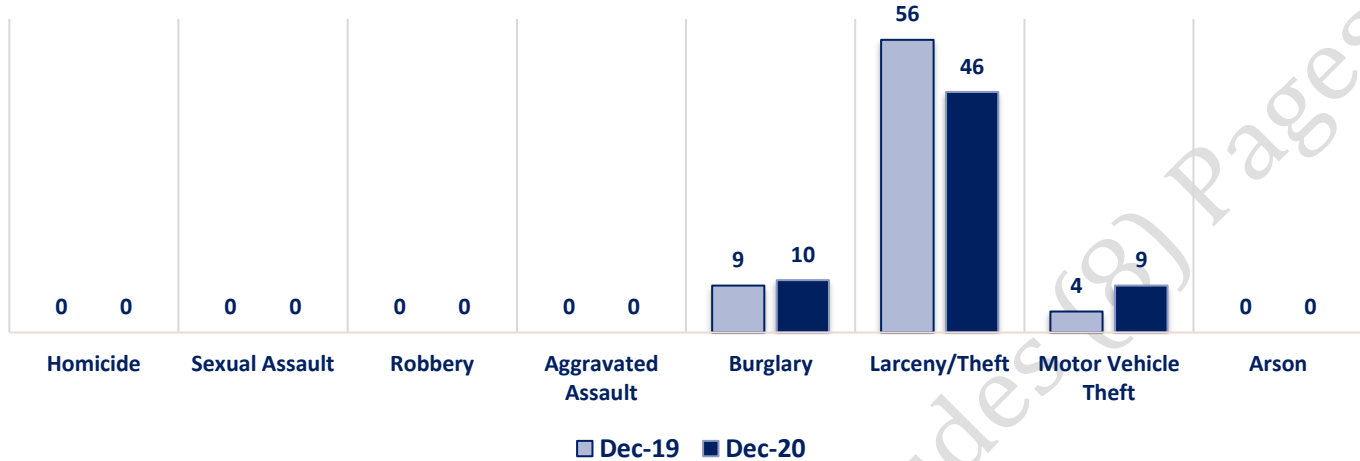
Offenses

	OFFENSE	DEC 19	DEC 20	OFFENSE	DEC 19	DEC 20
PART I OFFENSES	Homicide	0	0	Other Assaults	8	3
	Sexual Assault	0	0	Forgery/Counterfeit	4	3
	Robbery	0	0	Fraud	10	9
	Aggravated Assault	0	0	Embezzlement	0	0
	Burglary	9	10	Stolen Property	0	0
	Larceny/Theft	56	46	Vandalism	14	12
	Motor Vehicle Theft	4	9	Weapons	0	0
	Arson	0	0	Prostitution	0	0
PART I OFFENSES	PART I TOTALS	69	65	Sex Offenses	2	0
	Ambulance Calls	3	1	Drug Abuse	5	0
	Deaths	0	1	Gambling	0	0
	Missing Persons	0	0	Family Offenses	7	4
	Suicides	1	0	DUI	2	2
	Suspicious Activity	8	4	Liquor Laws	1	1
	Traffic Accidents	19	12	Drunkenness	1	0
	All Other	29	21	Disorderly Conduct	0	0
NON-UCR OFFENSES	NON-UCR TOTALS	60	39	All Other Offenses	21	9
	PART I OFFENSES	69	65	Curfew/Loitering	0	0
	PART II OFFENSES	75	43	Runaway	0	0
	NON-UCR OFFENSES	60	39	PART II TOTALS	75	43
TOTALS	TOTAL	204	147			

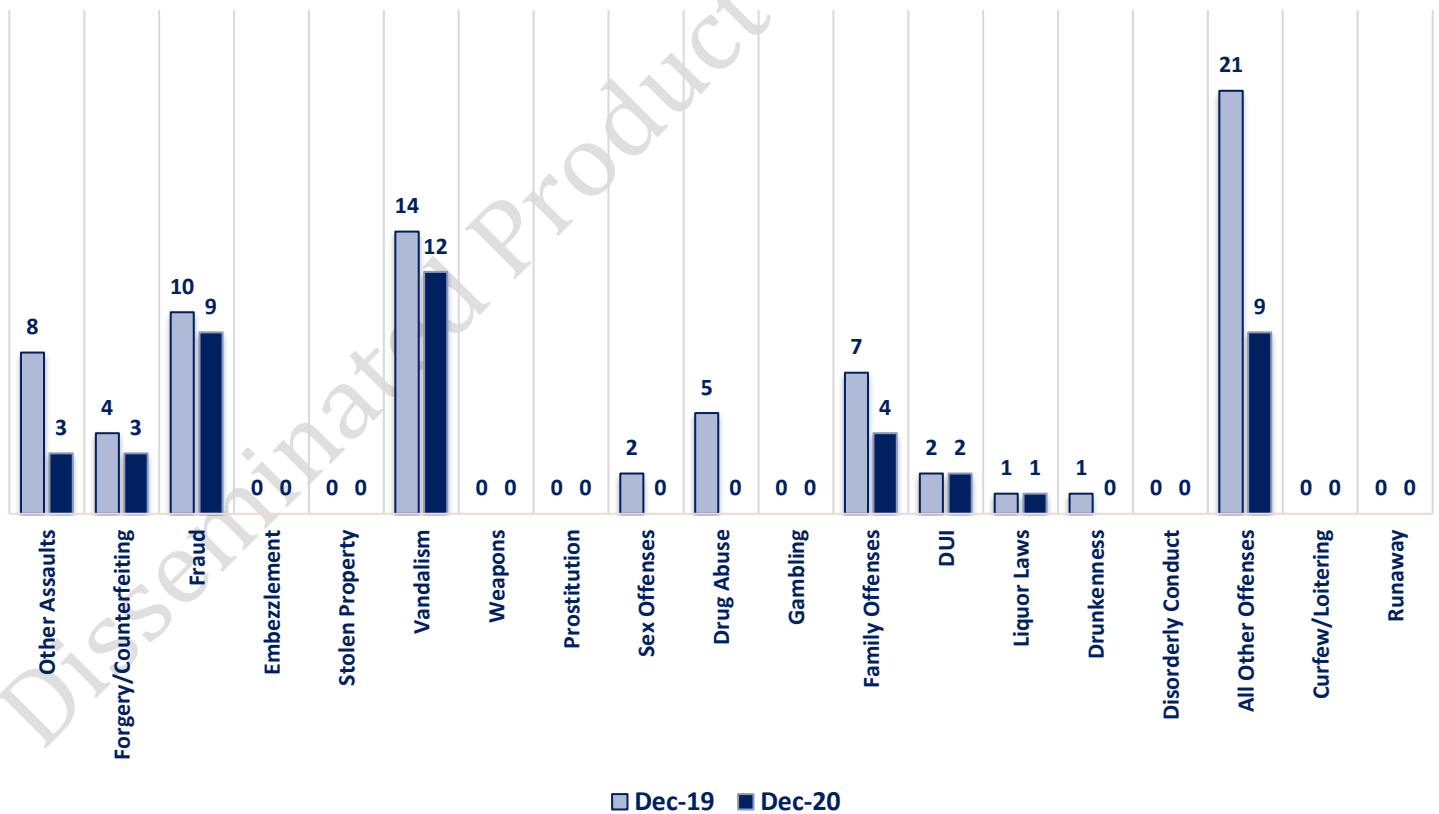
DECEMBER 2020- PART I & II OFFENSE PERCENTAGES



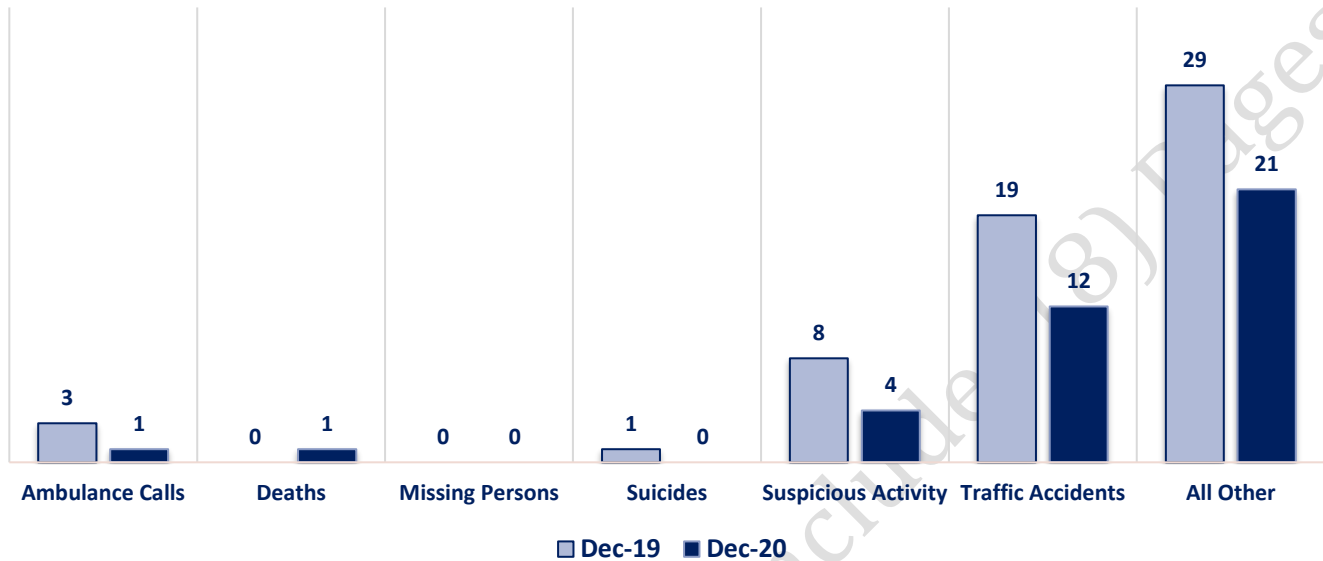
Part I Offenses



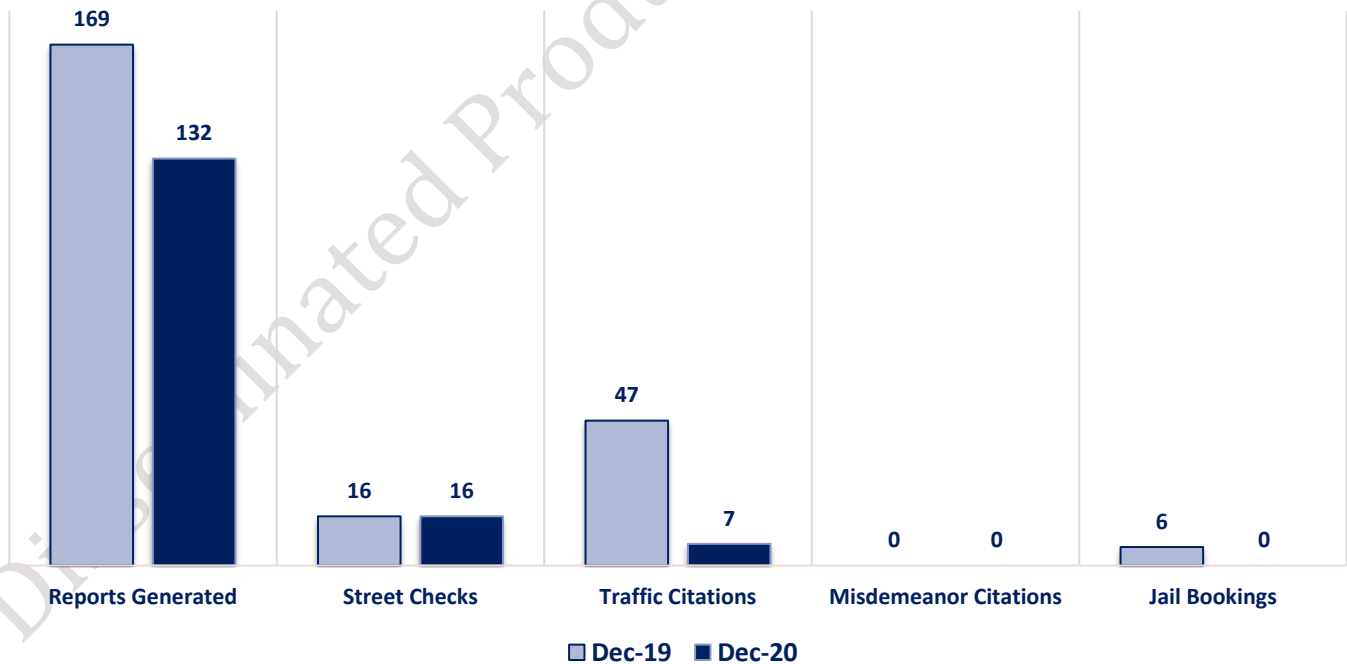
Part II Offenses



Non-UCR Offenses

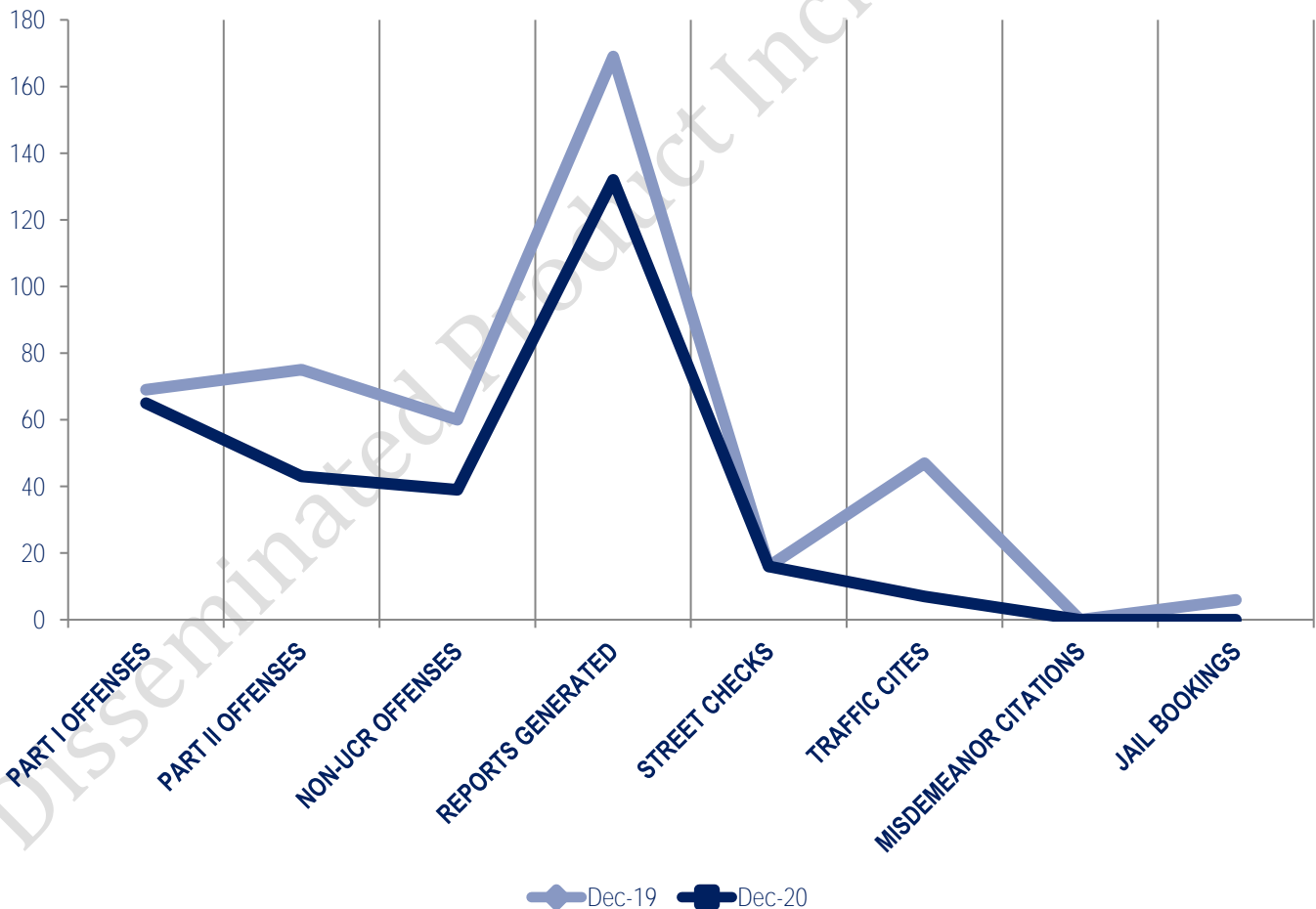


Other Event Totals



Combined Offense/Event Trends

	DEC 2019	DEC 2020
Part I Offenses	69	65
Part II Offenses	75	43
NonUCR Offenses	60	39
Reports Generated	169	132
Street Checks	16	16
Traffic Citations	47	7
Misdemeanor Citations	0	0
Jail Bookings	6	0



Seized Drugs

TYPE	DOSES	STREET VALUE
Cocaine	0.0	\$ -
Heroin	0.0	\$ -
Marijuana	0.0	\$ -
Hallucinogens	0.0	\$ -
Amphetamines	0.0	\$ -
TOTAL	0.0	\$ -

No Seized Drugs Reported

Part I & II Offenses - One Year

