



## CITY COUNCIL DISTRICT #7

### MONTHLY OFFENSE SUMMARY

**JANUARY 2020**

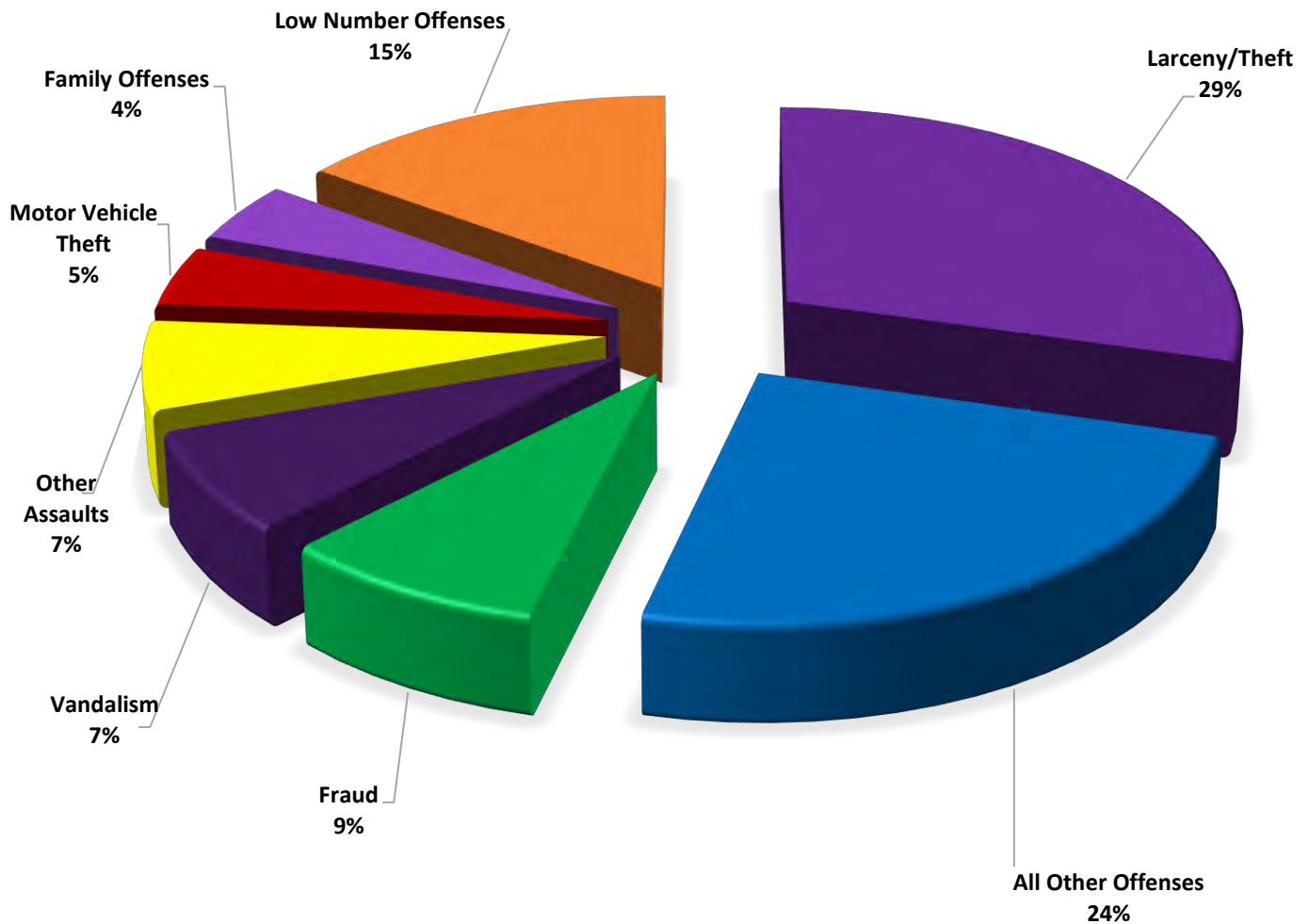
These figures represent preliminary counts of original Police Incident Reports and include all offenses within the above listed City Council District only. Full statistical analysis to determine the confidence level of this data has not been performed. The results contained herein are **approximate in relation to the listed area and may not fully coincide with data shown in other areas of SLCPD's Crime Statistics** page such as Calls for Service, Crimes Trending, and Crime Reports due to and reflective of departmental procedures that were in place at the time the event occurred and the date this data was compiled. Results displayed are not distinguished as attempted or completed crimes, do not include other calls for police service, and only represent police service where a report was made. Police Incident Reports are classified by primary offense categories as defined by the Uniform Crime Reporting (UCR) system, however for this report all offenses are included, and each incident may have more than one offense listed on it. In cases where there is more than one offense listed, all offenses are counted individually. Although every reasonable verification effort is made, the accuracy of any data is subject to the constraints of the report generation process as well as the manner, format, and point in time of any query.

PART I OFFENSES:	Chosen by the FBI as Part I Offenses because they are serious crimes that occur with regularity in all areas of the country and are likely to be reported to Police.
PART II OFFENSES:	All other crimes other than the eight Part I Offenses. The Uniform Crime Reporting Program gathers only arrest data for Part II Offenses, however, SLCPD results displayed in this document display all Part II Offenses, regardless of the presence of arrest data.
ALL OTHER OFFENSES:	<b>Under the Part II Offense section, 'All Other Offenses' include Peeping Tom, Trespass, Kidnap/Abduction, Pornography, Extortion/Blackmail, Bribery, Warrants, Sexual Offenses, Obstruction, Public Peace, and Hit &amp; Run.</b>
NON-UCR OFFENSES:	Non-UCR Offenses include reports for all other offenses not classified as a Part I or Part II Offense. Results displayed separate some of these offenses such as Ambulance Calls, Deaths, Missing Persons, Suicides, Suspicious Activity, and Traffic Accidents.
ALL OTHER NON-UCR:	<b>Under the Non-UCR category, 'All Other' include the remainder of offenses not</b> classified as Part I or Part II and not separated from the Non-UCR Offenses. These include things such as Loud Parties, Barking Dogs, Mentally Ill Subjects, Citizen Assistance, etc.
LOW NUMBER OFFENSES:	On page two, in the interest of space <b>and allowing for easier viewing, the category titled 'Low Number Offenses' include Part I and Part II Offenses from page one that have totals</b> under the amount of 12.

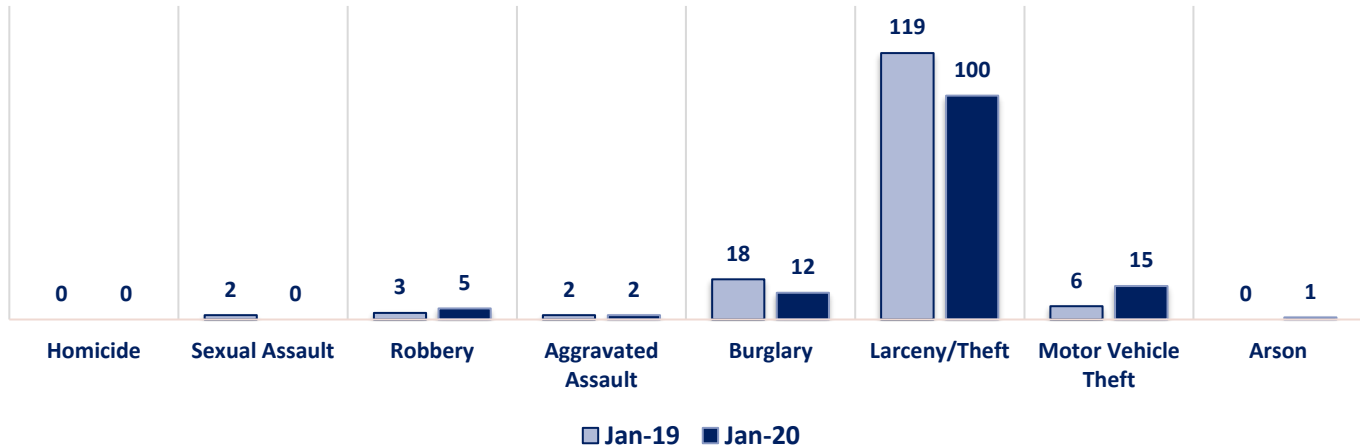
## Offenses

PART I OFFENSES VIOLENT PROPERTY		OFFENSE		JAN 19	JAN 20	PART II OFFENSES	
		Homicide		0	0		
		Sexual Assault		2	0		
		Robbery		3	5		
		Aggravated Assault		2	2		
		Burglary		18	12		
		Larceny/Theft		119	100		
		Motor Vehicle Theft		6	15		
		Arson		0	1		
		PART I TOTALS		150	135		
NON-UCR OFFENSES		Ambulance Calls		11	14	PART II OFFENSES	
		Deaths		5	3		
		Missing Persons		1	0		
		Suicides		2	0		
		Suspicious Activity		8	12		
		Traffic Accidents		61	72		
		All Other		69	87		
		NON-UCR TOTALS		157	188		
TOTALS		PART I OFFENSES		150	135	PART II OFFENSES	
		PART II OFFENSES		166	205		
		NON-UCR OFFENSES		157	188		
		TOTAL		473	528		
OFFENSE		JAN 19	JAN 20	OFFENSE		JAN 19	JAN 20
Other Assaults		18	22	Forgery/Counterfeit		4	2
Fraud		21	29	Embezzlement		0	0
Stolen Property		2	0	Vandalism		19	25
Weapons		1	1	Prostitution		0	0
Sex Offenses		3	0	Drug Abuse		6	8
Gambling		0	0	Family Offenses		18	15
DUI		1	2	Liquor Laws		0	1
Disorderly Conduct		3	8	Drunkenness		10	9
All Other Offenses		60	83	Curfew/Loitering		0	0
Runaway		0	0	PART II TOTALS		166	205

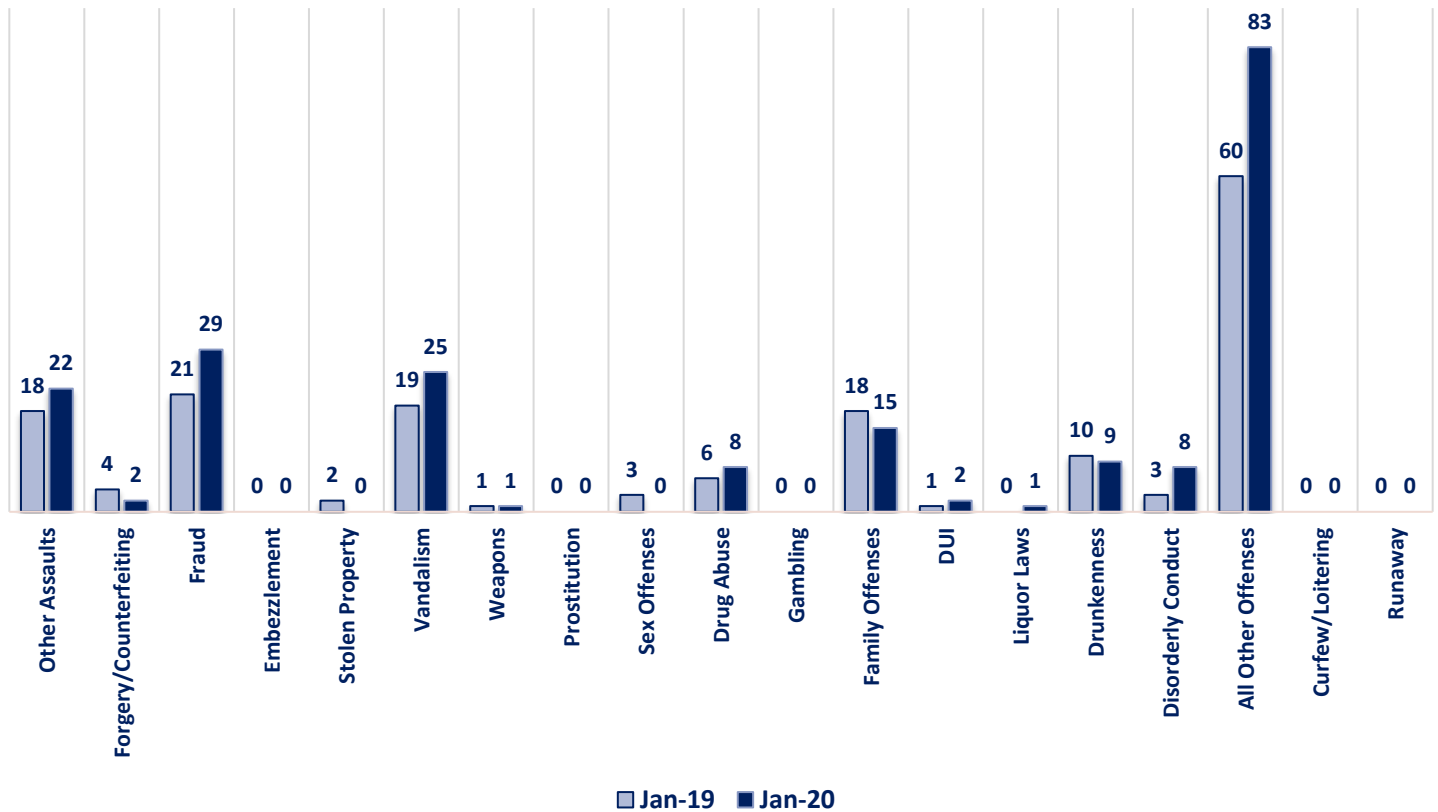
### JANUARY 2020- PART I & II OFFENSE PERCENTAGES



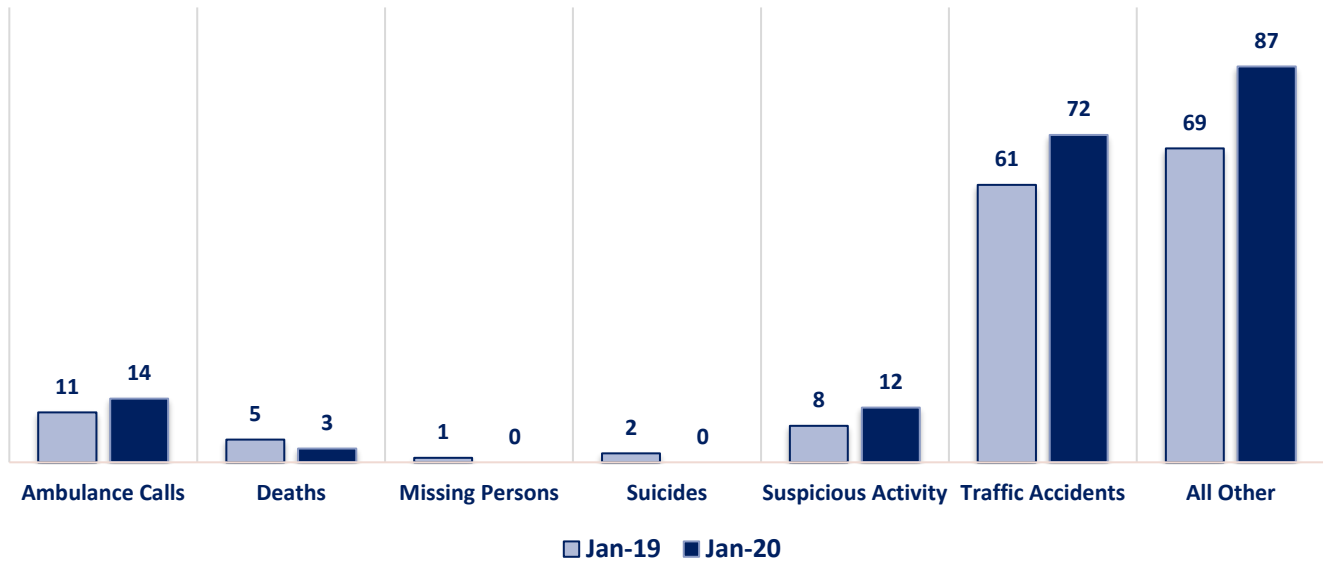
### Part I Offenses



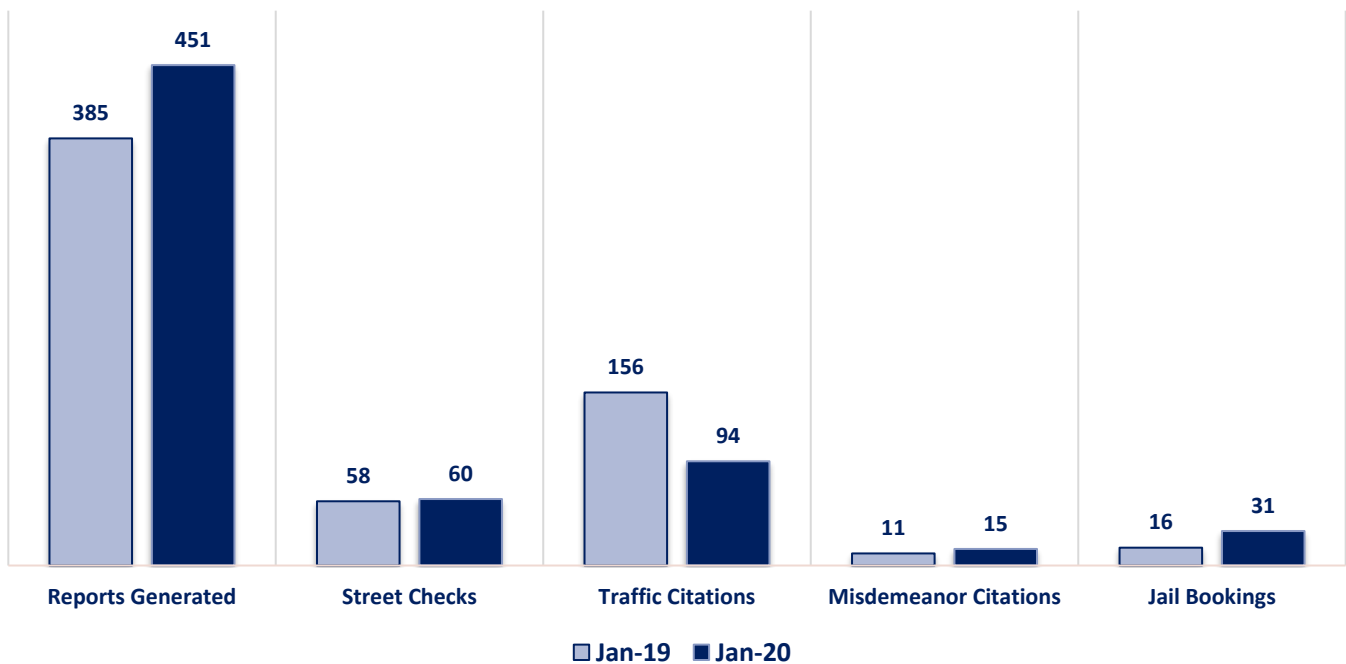
### Part II Offenses



### Non-UCR Offenses

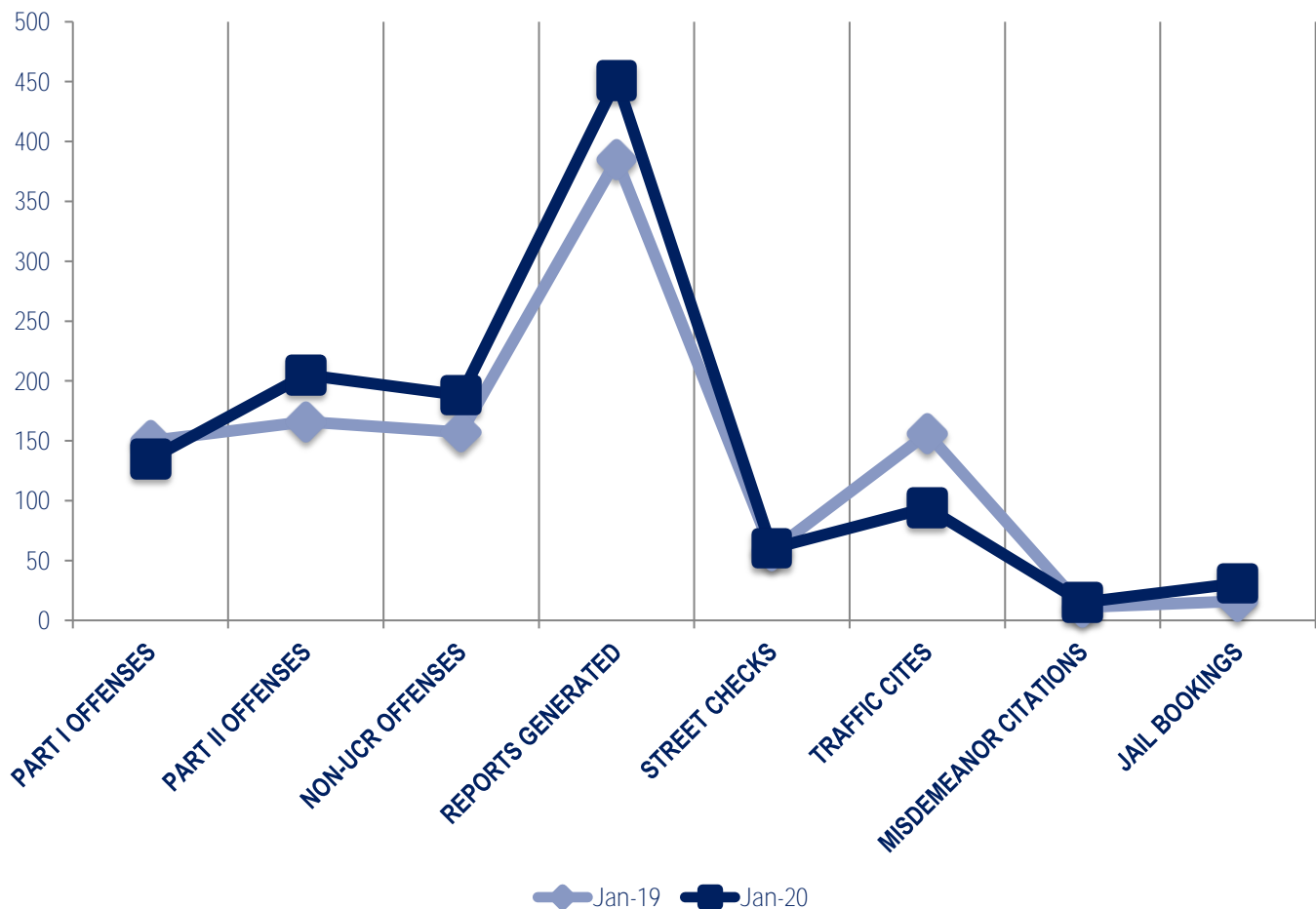


### Other Event Totals



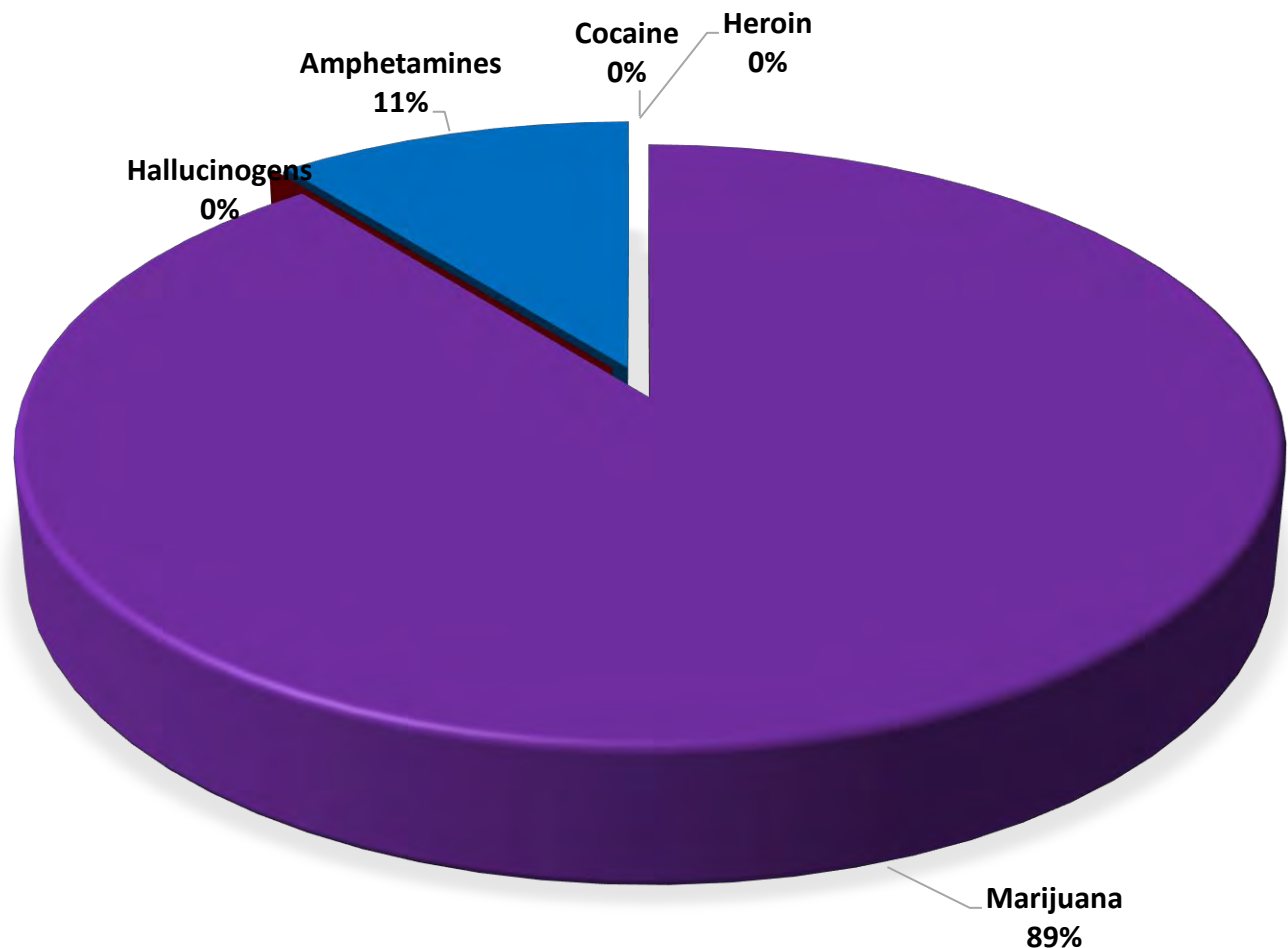
### Combined Offense/Event Trends

	JAN 2019	JAN 2020
<b>Part I Offenses</b>	150	135
<b>Part II Offenses</b>	166	205
<b>NonUCR Offenses</b>	157	188
<b>Reports Generated</b>	385	451
<b>Street Checks</b>	58	60
<b>Traffic Citations</b>	156	94
<b>Misdemeanor Citations</b>	11	15
<b>Jail Bookings</b>	16	31

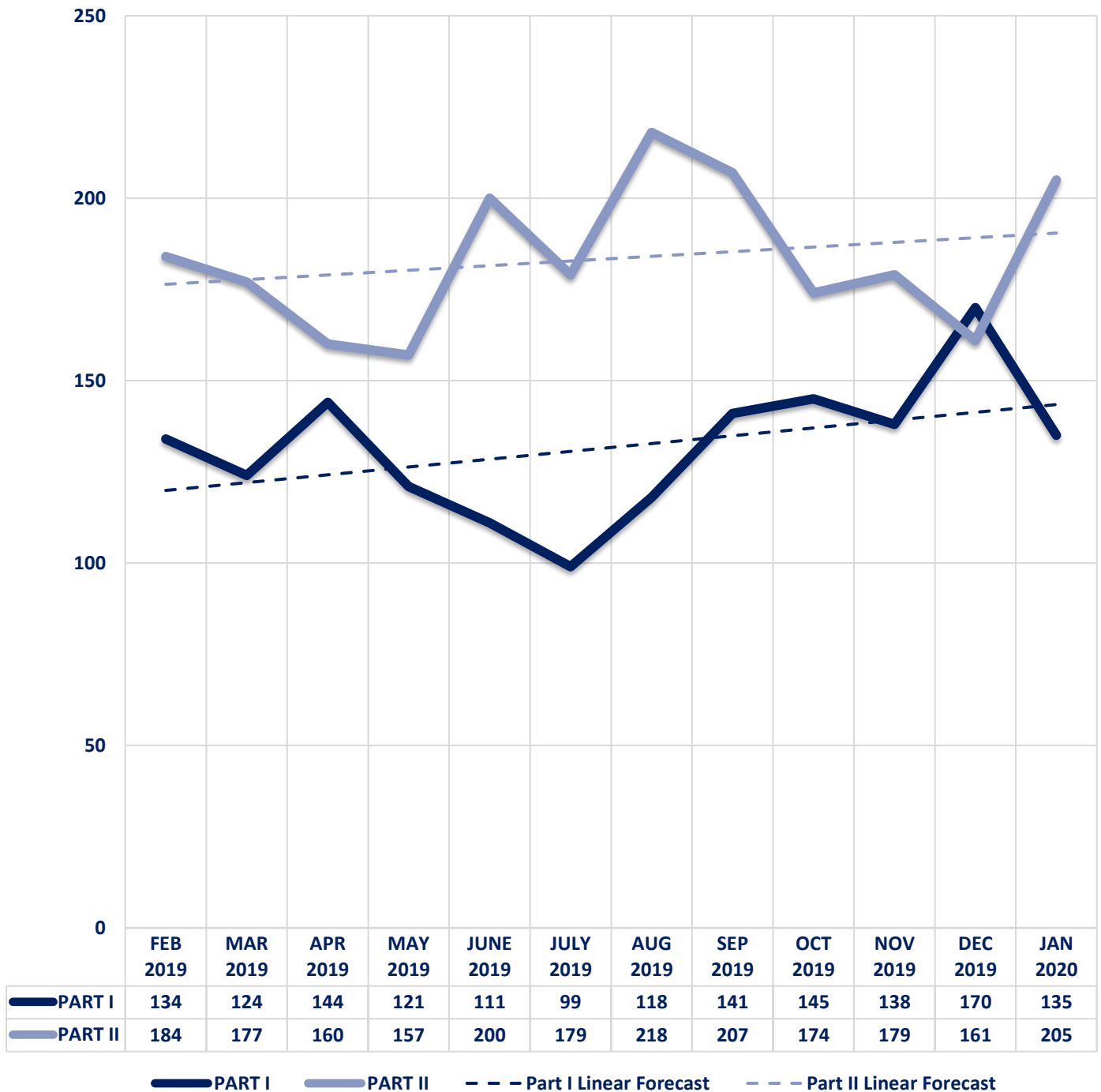


### Seized Drugs

TYPE	DOSES	STREET VALUE
Cocaine	0.0	\$ -
Heroin	0.0	\$ -
Marijuana	334.4	\$ 2,006.39
Hallucinogens	0.0	\$ -
Amphetamines	40.0	\$ 400.00
<b>TOTAL</b>	<b>374.4</b>	<b>\$ 2,406.39</b>



### Part I & II Offenses - One Year







## CITY COUNCIL DISTRICT #7

### MONTHLY OFFENSE SUMMARY

**February 2020**

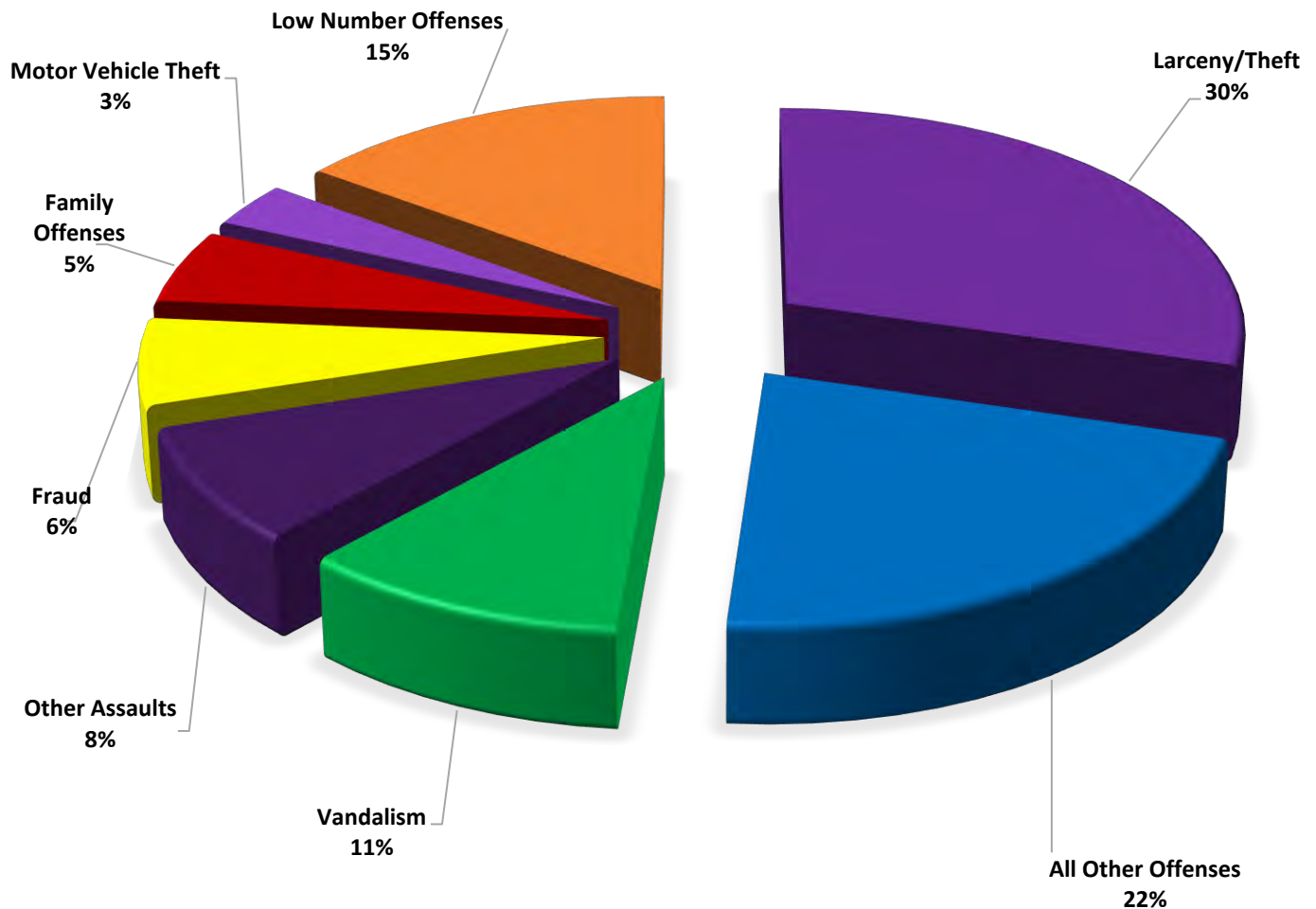
These figures represent preliminary counts of original Police Incident Reports and include all offenses within the above listed City Council District only. Full statistical analysis to determine the confidence level of this data has not been performed. The results contained herein are **approximate in relation to the listed area and may not fully coincide with data shown in other areas of SLCPD's Crime Statistics** page such as Calls for Service, Crimes Trending, and Crime Reports due to and reflective of departmental procedures that were in place at the time the event occurred and the date this data was compiled. Results displayed are not distinguished as attempted or completed crimes, do not include other calls for police service, and only represent police service where a report was made. Police Incident Reports are classified by primary offense categories as defined by the Uniform Crime Reporting (UCR) system, however for this report all offenses are included, and each incident may have more than one offense listed on it. In cases where there is more than one offense listed, all offenses are counted individually. Although every reasonable verification effort is made, the accuracy of any data is subject to the constraints of the report generation process as well as the manner, format, and point in time of any query.

PART I OFFENSES:	Chosen by the FBI as Part I Offenses because they are serious crimes that occur with regularity in all areas of the country and are likely to be reported to Police.
PART II OFFENSES:	All other crimes other than the eight Part I Offenses. The Uniform Crime Reporting Program gathers only arrest data for Part II Offenses, however, SLCPD results displayed in this document display all Part II Offenses, regardless of the presence of arrest data.
ALL OTHER OFFENSES:	<b>Under the Part II Offense section, 'All Other Offenses' include Peeping Tom, Trespass, Kidnap/Abduction, Pornography, Extortion/Blackmail, Bribery, Warrants, Sexual Offenses, Obstruction, Public Peace, and Hit &amp; Run.</b>
NON-UCR OFFENSES:	Non-UCR Offenses include reports for all other offenses not classified as a Part I or Part II Offense. Results displayed separate some of these offenses such as Ambulance Calls, Deaths, Missing Persons, Suicides, Suspicious Activity, and Traffic Accidents.
ALL OTHER NON-UCR:	<b>Under the Non-UCR category, 'All Other' include the remainder of offenses not</b> classified as Part I or Part II and not separated from the Non-UCR Offenses. These include things such as Loud Parties, Barking Dogs, Mentally Ill Subjects, Citizen Assistance, etc.
LOW NUMBER OFFENSES:	On page two, in the interest of space <b>and allowing for easier viewing, the category titled 'Low Number Offenses' include Part I and Part II Offenses from page one that have totals</b> under the amount of 10.

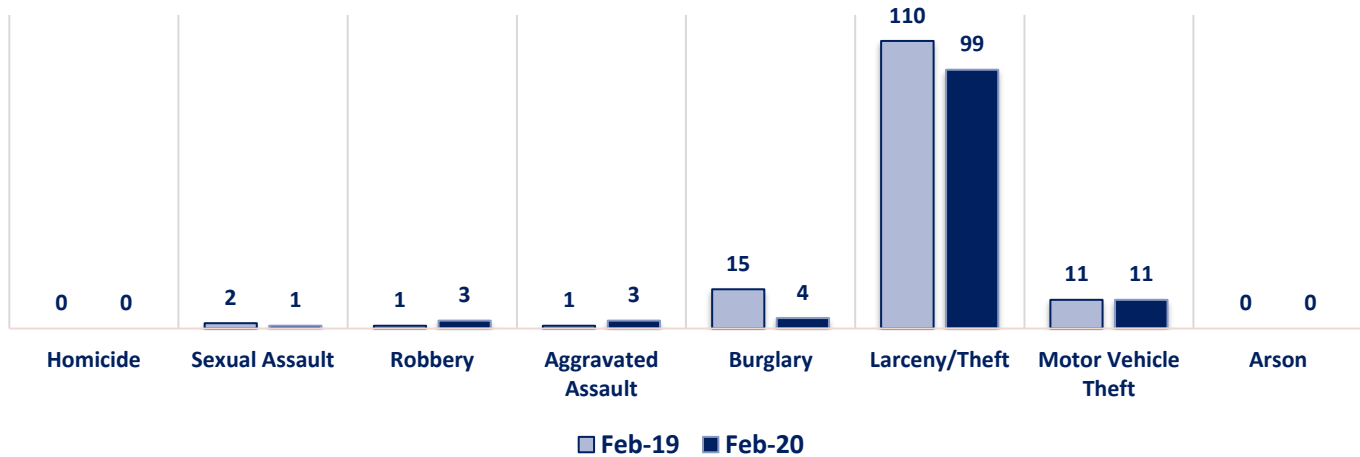
## Offenses

PART I OFFENSES VIOLENT PROPERTY		OFFENSE	FEB 19	FEB 20	PART II OFFENSES		
		Homicide	0	0			
		Sexual Assault	2	1			
		Robbery	1	3			
		Aggravated Assault	1	3			
		Burglary	15	4			
		Larceny/Theft	110	99			
		Motor Vehicle Theft	11	11			
		Arson	0	0			
		PART I TOTALS	140	121			
NON-UCR OFFENSES		Ambulance Calls	10	19	Drug Abuse	17	10
		Deaths	1	7	Gambling	0	0
		Missing Persons	3	0	Family Offenses	14	18
		Suicides	1	0	DUI	1	4
		Suspicious Activity	10	8	Liquor Laws	1	1
		Traffic Accidents	61	58	Drunkenness	9	7
		All Other	69	80	Disorderly Conduct	4	5
		NON-UCR TOTALS	155	172	All Other Offenses	63	73
TOTALS		PART I OFFENSES	140	121	Curfew/Loitering	0	0
		PART II OFFENSES	189	214	Runaway	0	1
		NON-UCR OFFENSES	155	172	PART II TOTALS	189	214
		TOTAL	484	507			

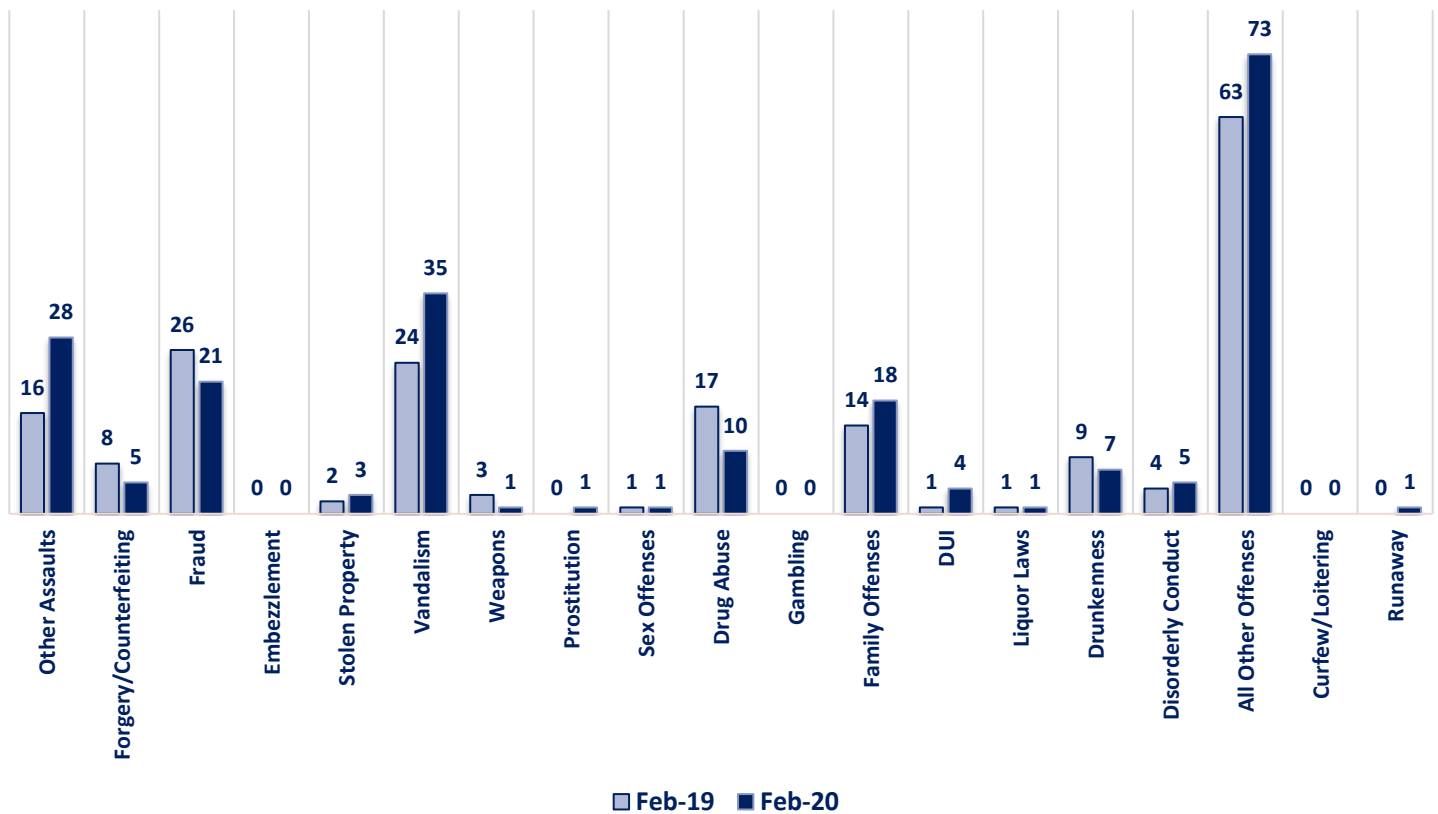
## FEBRUARY 2020- PART I & II OFFENSE PERCENTAGES



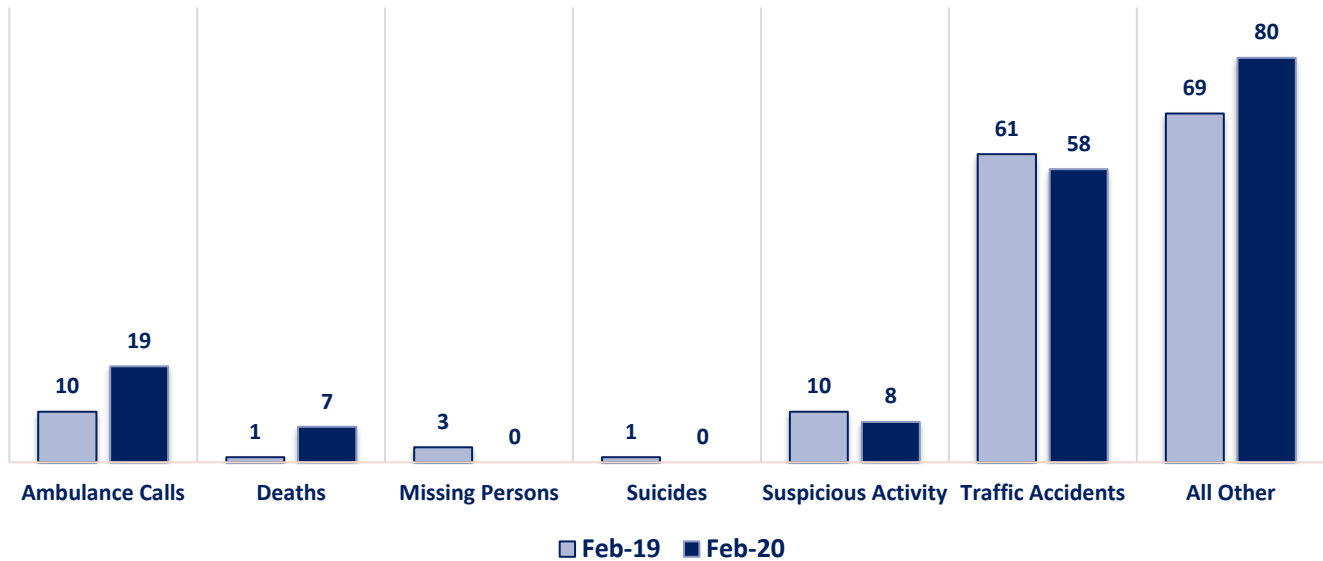
### Part I Offenses



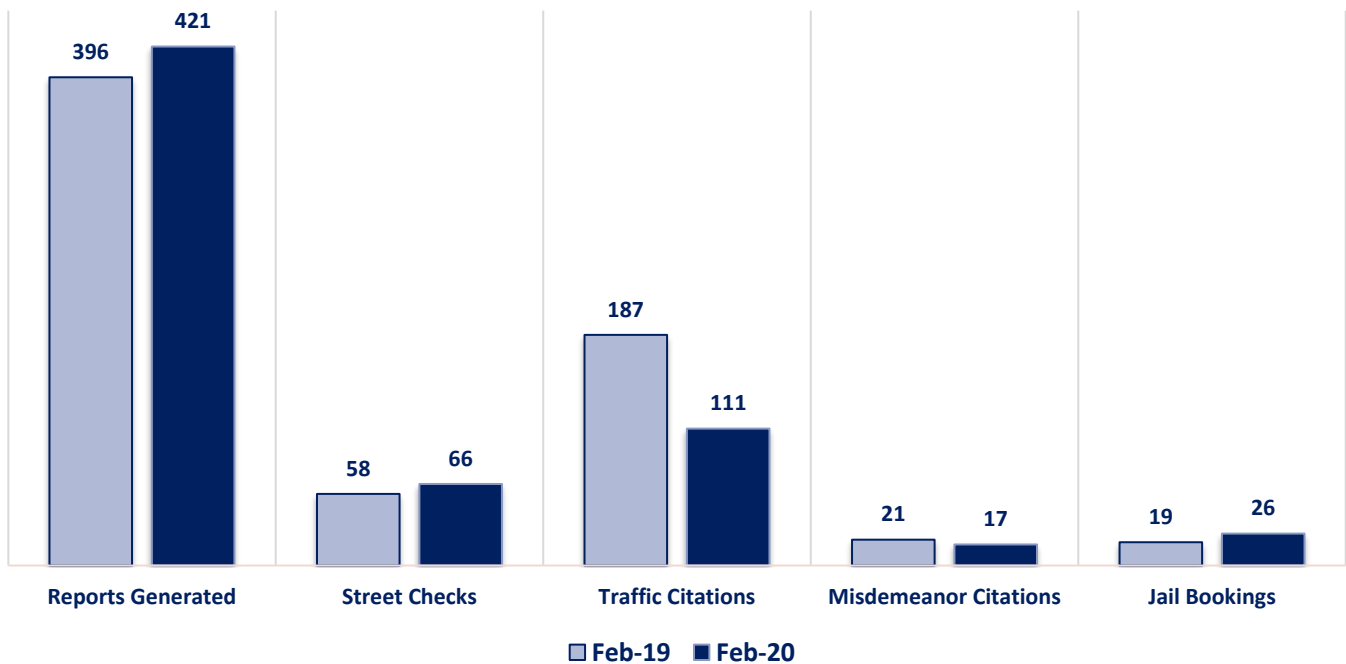
### Part II Offenses



### Non-UCR Offenses

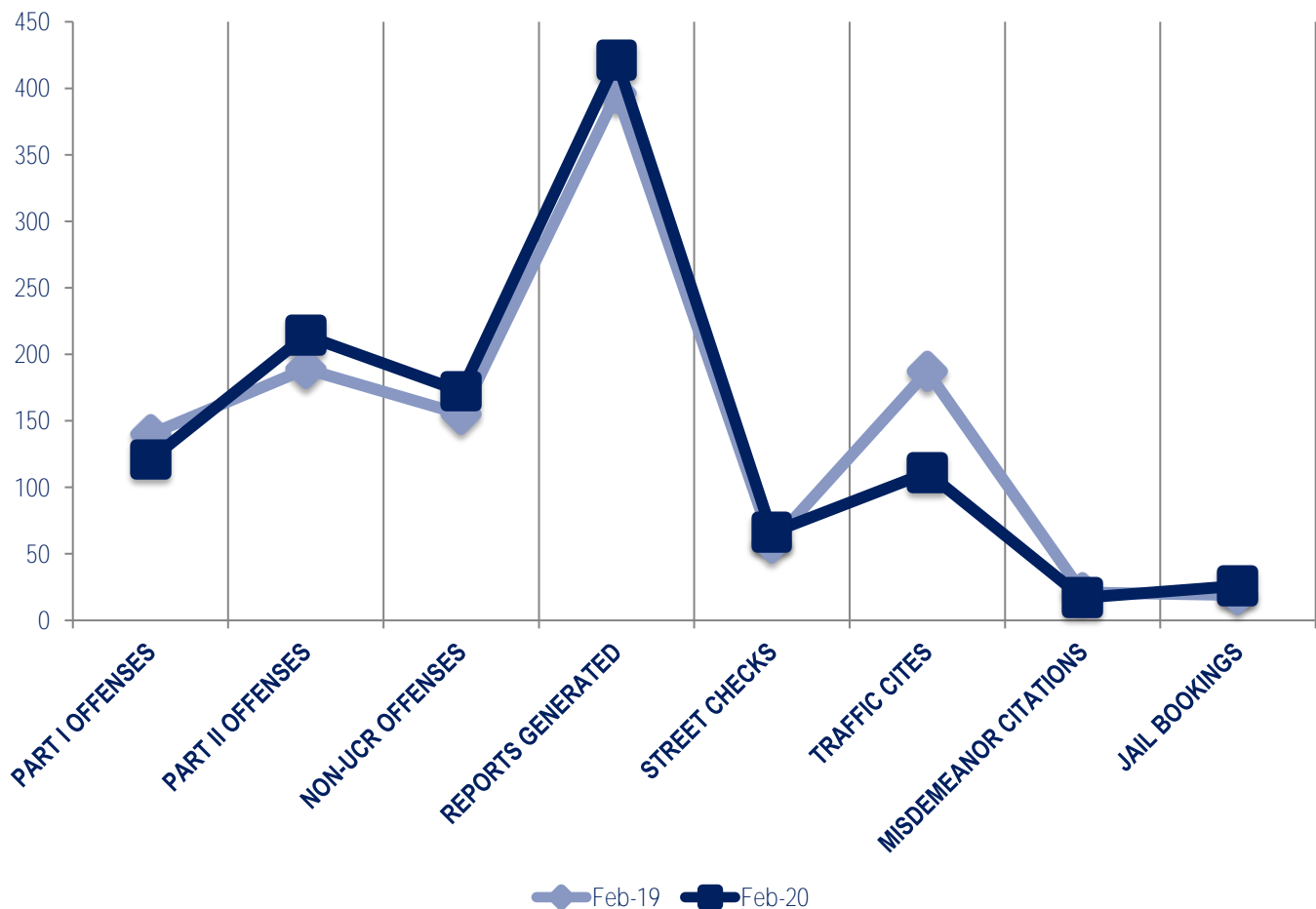


### Other Event Totals



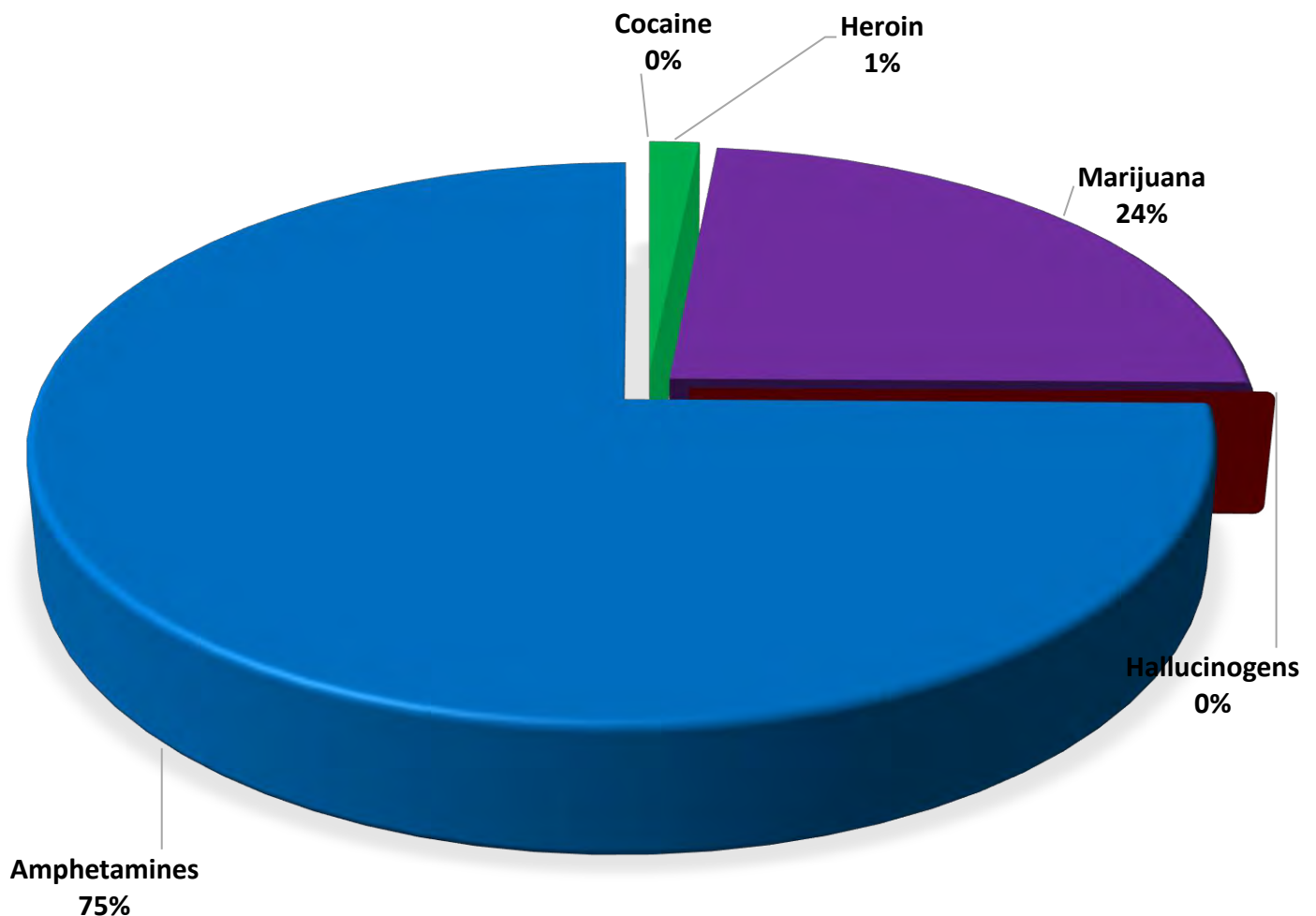
### Combined Offense/Event Trends

	FEB 2019	FEB 2020
<b>Part I Offenses</b>	140	121
<b>Part II Offenses</b>	189	214
<b>NonUCR Offenses</b>	155	172
<b>Reports Generated</b>	396	421
<b>Street Checks</b>	58	66
<b>Traffic Citations</b>	187	111
<b>Misdemeanor Citations</b>	21	17
<b>Jail Bookings</b>	19	26

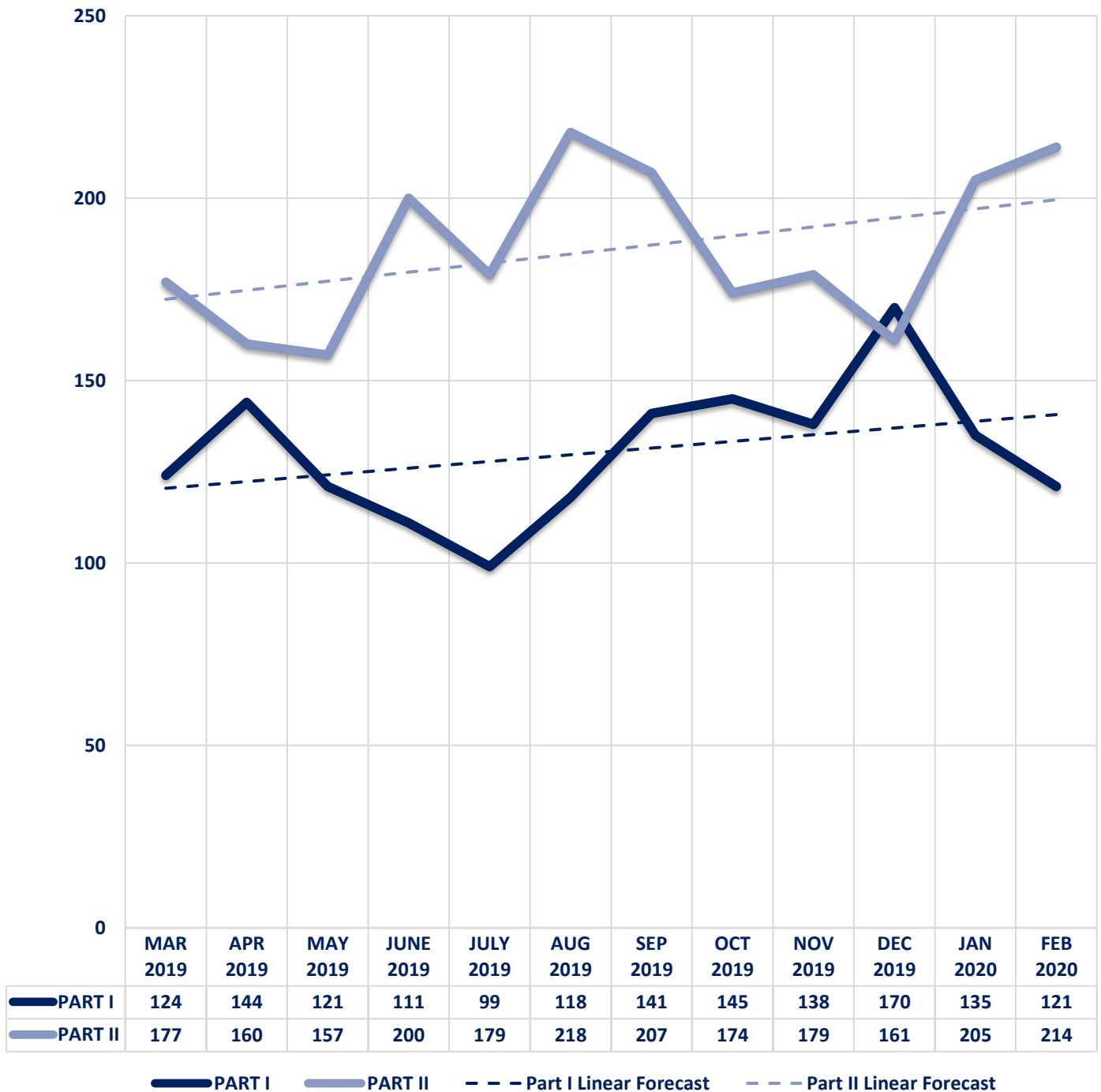


### Seized Drugs

TYPE	DOSES	STREET VALUE
Cocaine	0.0	\$ -
Heroin	5.0	\$ 50.00
Marijuana	73.9	\$ 443.39
Hallucinogens	0.0	\$ -
Amphetamines	234.0	\$ 2,340.00
<b>TOTAL</b>	<b>312.9</b>	<b>\$ 2,833.39</b>



### Part I & II Offenses - One Year







## CITY COUNCIL DISTRICT #7 MONTHLY OFFENSE SUMMARY

March 2020

These figures represent preliminary counts of original Police Incident Reports and include all offenses within the above listed City Council District only. Full statistical analysis to determine the confidence level of this data has not been performed. The results contained herein are **approximate in relation to the listed area and may not fully coincide with data shown in other areas of SLCPD's Crime Statistics** page such as Calls for Service, Crimes Trending, and Crime Reports due to and reflective of departmental procedures that were in place at the time the event occurred and the date this data was compiled. Results displayed are not distinguished as attempted or completed crimes, do not include other calls for police service, and only represent police service where a report was made. Police Incident Reports are classified by primary offense categories as defined by the Uniform Crime Reporting (UCR) system, however for this report all offenses are included, and each incident may have more than one offense listed on it. In cases where there is more than one offense listed, all offenses are counted individually. Although every reasonable verification effort is made, the accuracy of any data is subject to the constraints of the report generation process as well as the manner, format, and point in time of any query.

PART I OFFENSES:	Chosen by the FBI as Part I Offenses because they are serious crimes that occur with regularity in all areas of the country and are likely to be reported to Police.
PART II OFFENSES:	All other crimes other than the eight Part I Offenses. The Uniform Crime Reporting Program gathers only arrest data for Part II Offenses, however, SLCPD results displayed in this document display all Part II Offenses, regardless of the presence of arrest data.
ALL OTHER OFFENSES:	<b>Under the Part II Offense section, 'All Other Offenses' include Peeping Tom, Trespass, Kidnap/Abduction, Pornography, Extortion/Blackmail, Bribery, Warrants, Sexual Offenses, Obstruction, Public Peace, and Hit &amp; Run.</b>
NON-UCR OFFENSES:	Non-UCR Offenses include reports for all other offenses not classified as a Part I or Part II Offense. Results displayed separate some of these offenses such as Ambulance Calls, Deaths, Missing Persons, Suicides, Suspicious Activity, and Traffic Accidents.
ALL OTHER NON-UCR:	<b>Under the Non-UCR category, 'All Other' include the remainder of offenses not</b> classified as Part I or Part II and not separated from the Non-UCR Offenses. These include things such as Loud Parties, Barking Dogs, Mentally Ill Subjects, Citizen Assistance, etc.
LOW NUMBER OFFENSES:	On page two, in the interest of space <b>and allowing for easier viewing, the category titled 'Low Number Offenses' include Part I and Part II Offenses from page one that have totals</b> under the amount of 10.

## Offenses

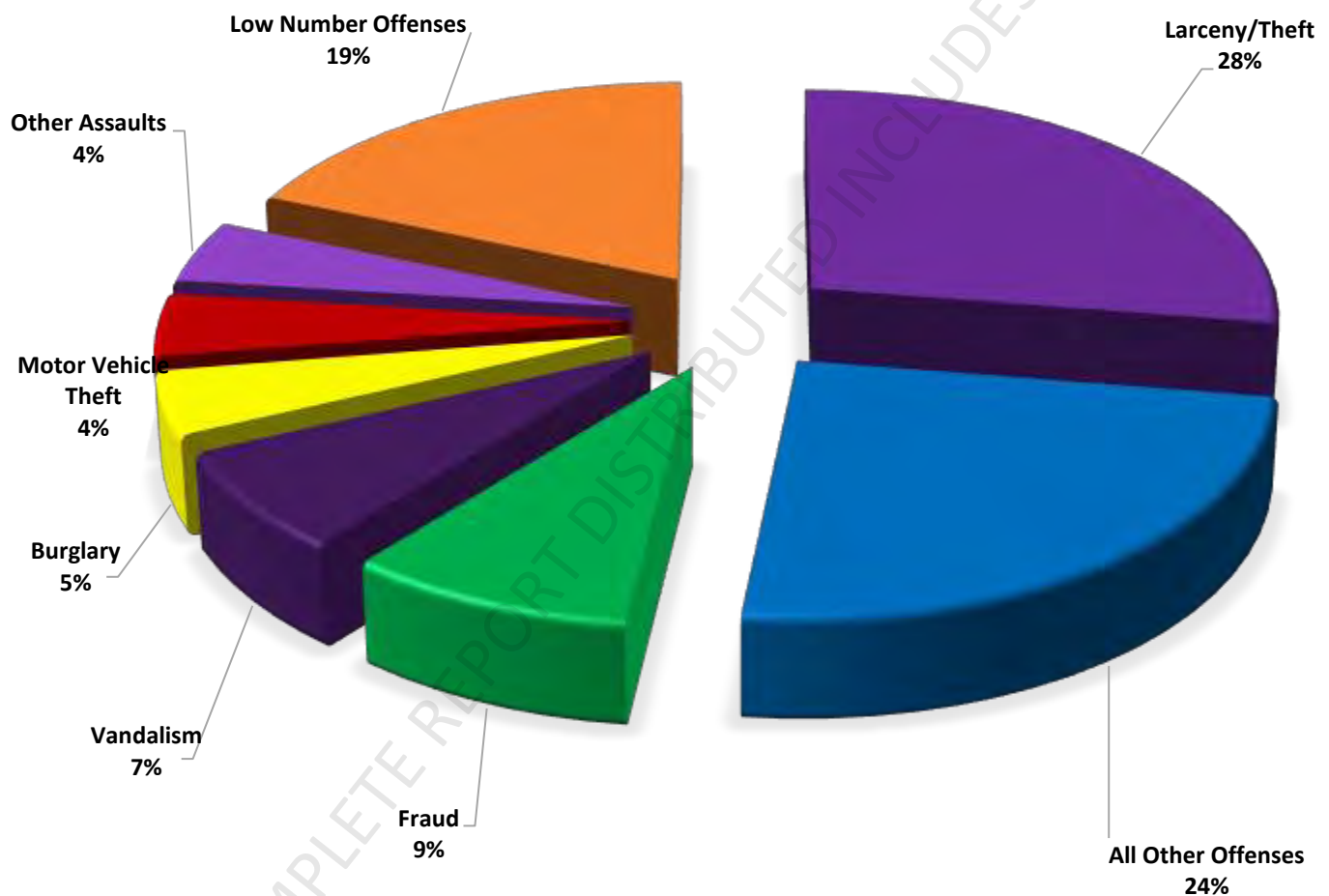
**PART I OFFENSES**  
**VIOLENT**  
**PROPERTY**

OFFENSE	MAR 19	MAR 20
Homicide	0	0
Sexual Assault	0	2
Robbery	1	4
Aggravated Assault	5	7
Burglary	16	13
Larceny/Theft	99	80
Motor Vehicle Theft	8	13
Arson	0	1
<b>PART I TOTALS</b>	<b>129</b>	<b>120</b>
Ambulance Calls	17	17
Deaths	1	5
Missing Persons	0	0
Suicides	0	0
Suspicious Activity	10	17
Traffic Accidents	66	17
All Other	114	84
<b>NON-UCR TOTALS</b>	<b>208</b>	<b>140</b>
<b>PART I OFFENSES</b>	<b>129</b>	<b>120</b>
<b>PART II OFFENSES</b>	<b>184</b>	<b>171</b>
<b>NON-UCR OFFENSES</b>	<b>208</b>	<b>140</b>
<b>TOTAL</b>	<b>521</b>	<b>431</b>

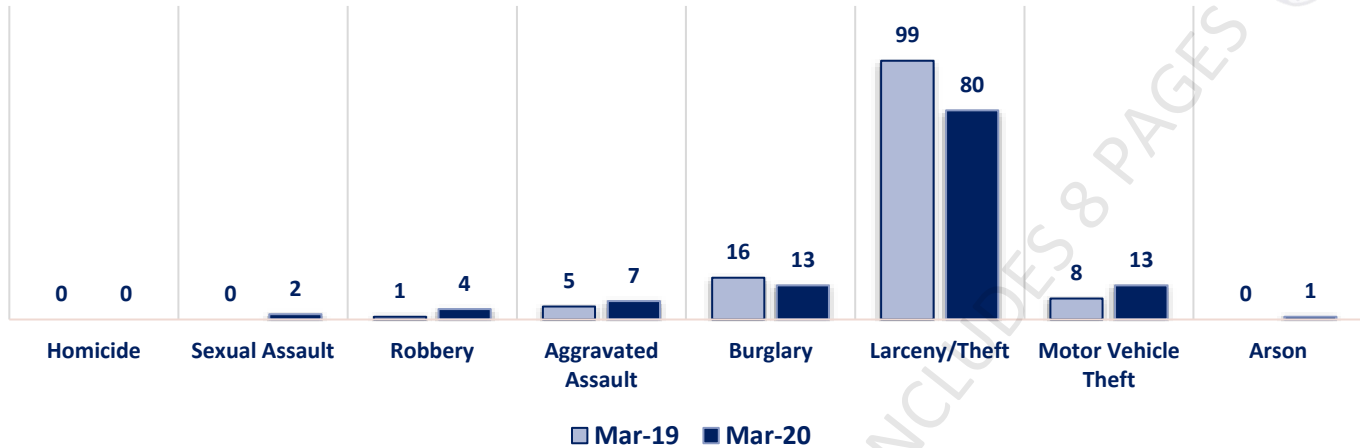
**PART II OFFENSES**

OFFENSE	MAR 19	MAR 20
Other Assaults	22	13
Forgery/Counterfeit	3	0
Fraud	16	26
Embezzlement	0	0
Stolen Property	3	1
Vandalism	30	21
Weapons	2	1
Prostitution	0	1
Sex Offenses	0	1
Drug Abuse	12	6
Gambling	0	0
Family Offenses	15	10
DUI	2	5
Liquor Laws	2	0
Drunkenness	9	4
Disorderly Conduct	5	8
All Other Offenses	61	71
Curfew/Loitering	0	0
Runaway	2	3
<b>PART II TOTALS</b>	<b>184</b>	<b>171</b>

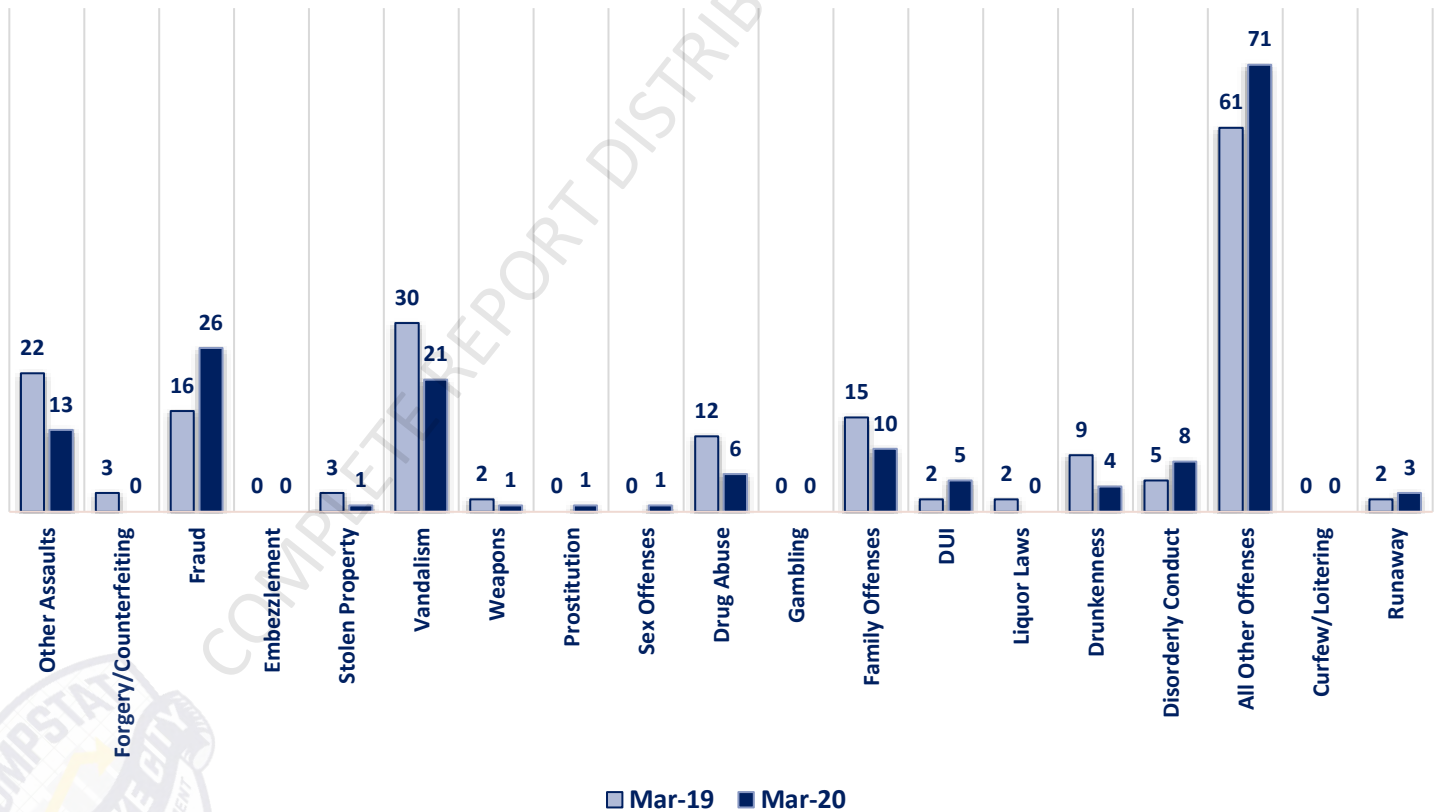
**MARCH 2020- PART I & II OFFENSE PERCENTAGES**



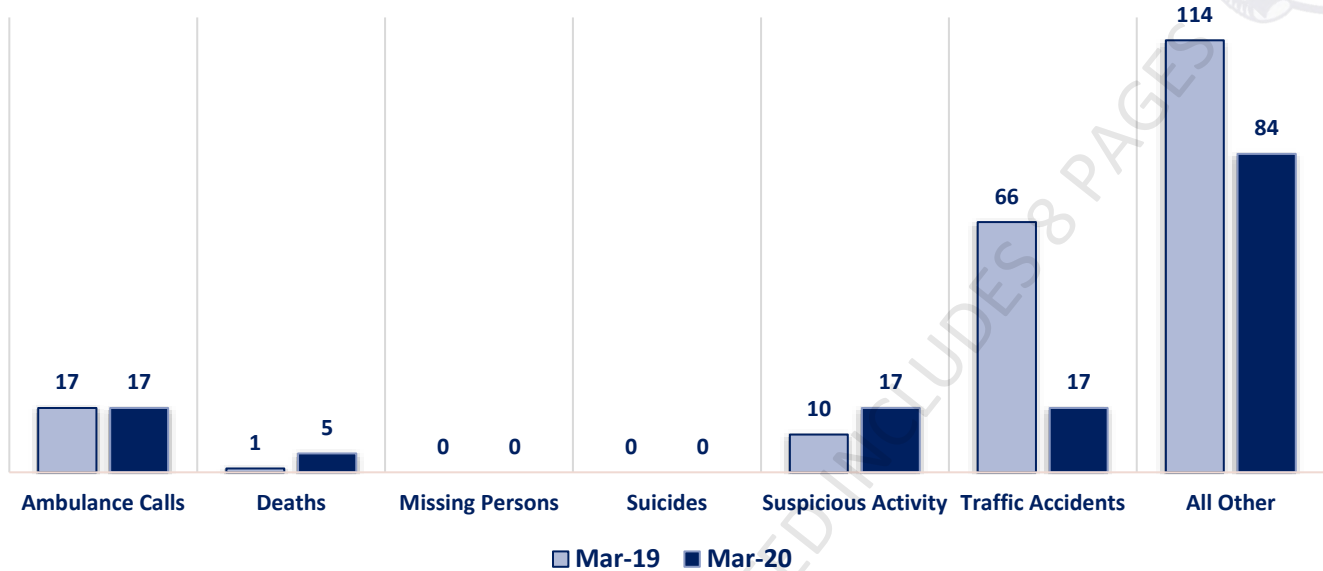
### Part I Offenses



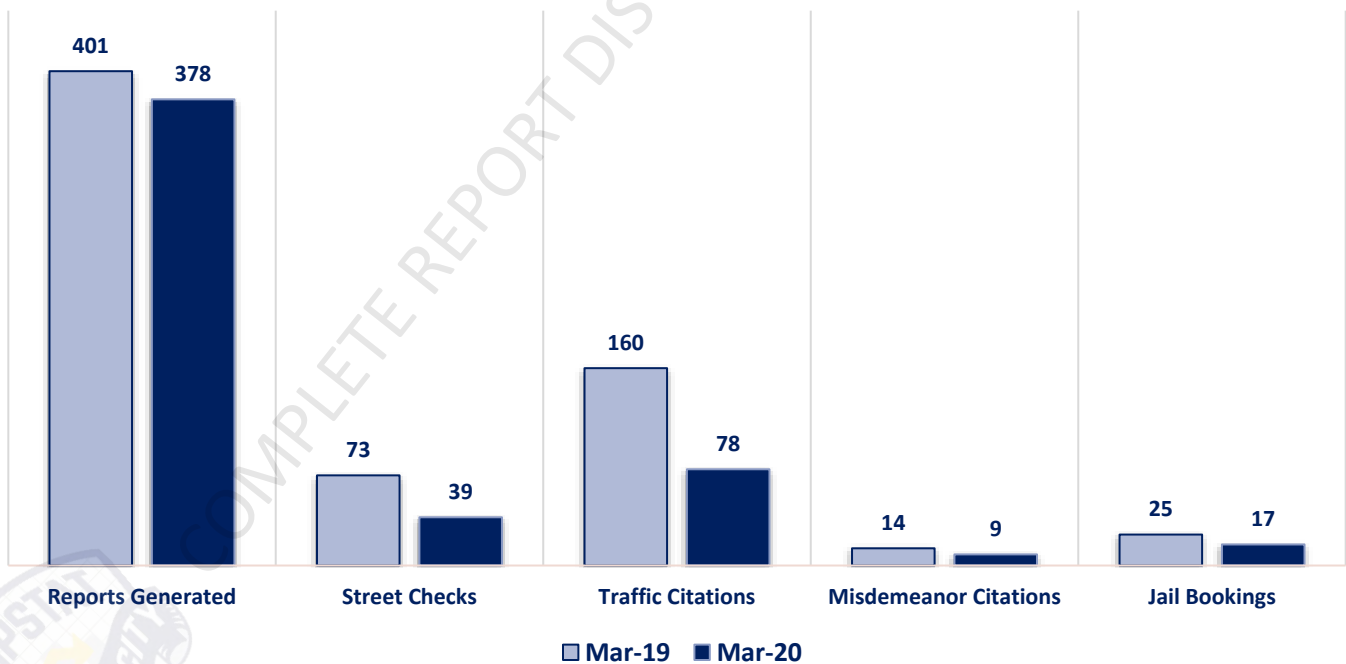
### Part II Offenses



### Non-UCR Offenses

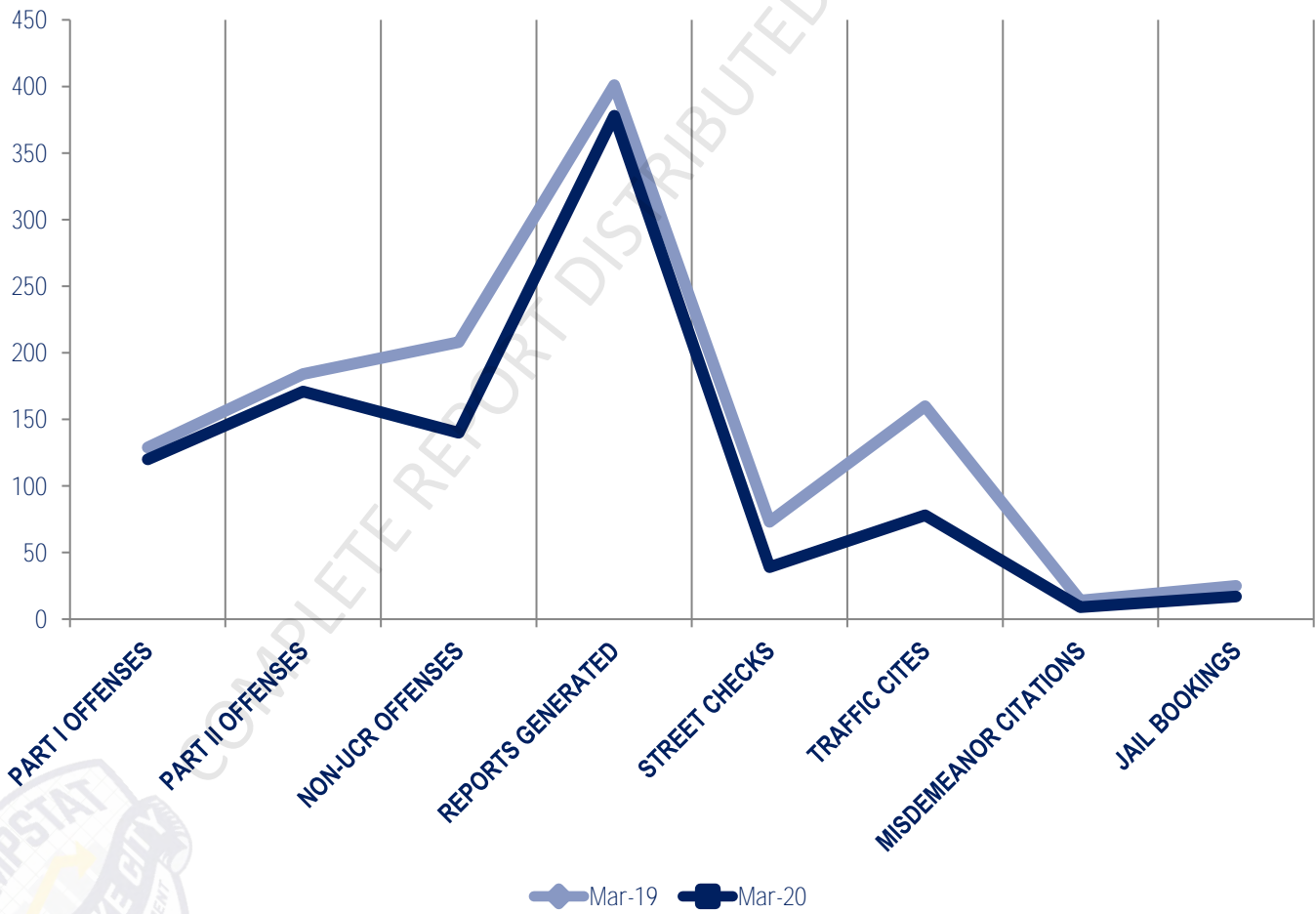


### Other Event Totals



### Combined Offense/Event Trends

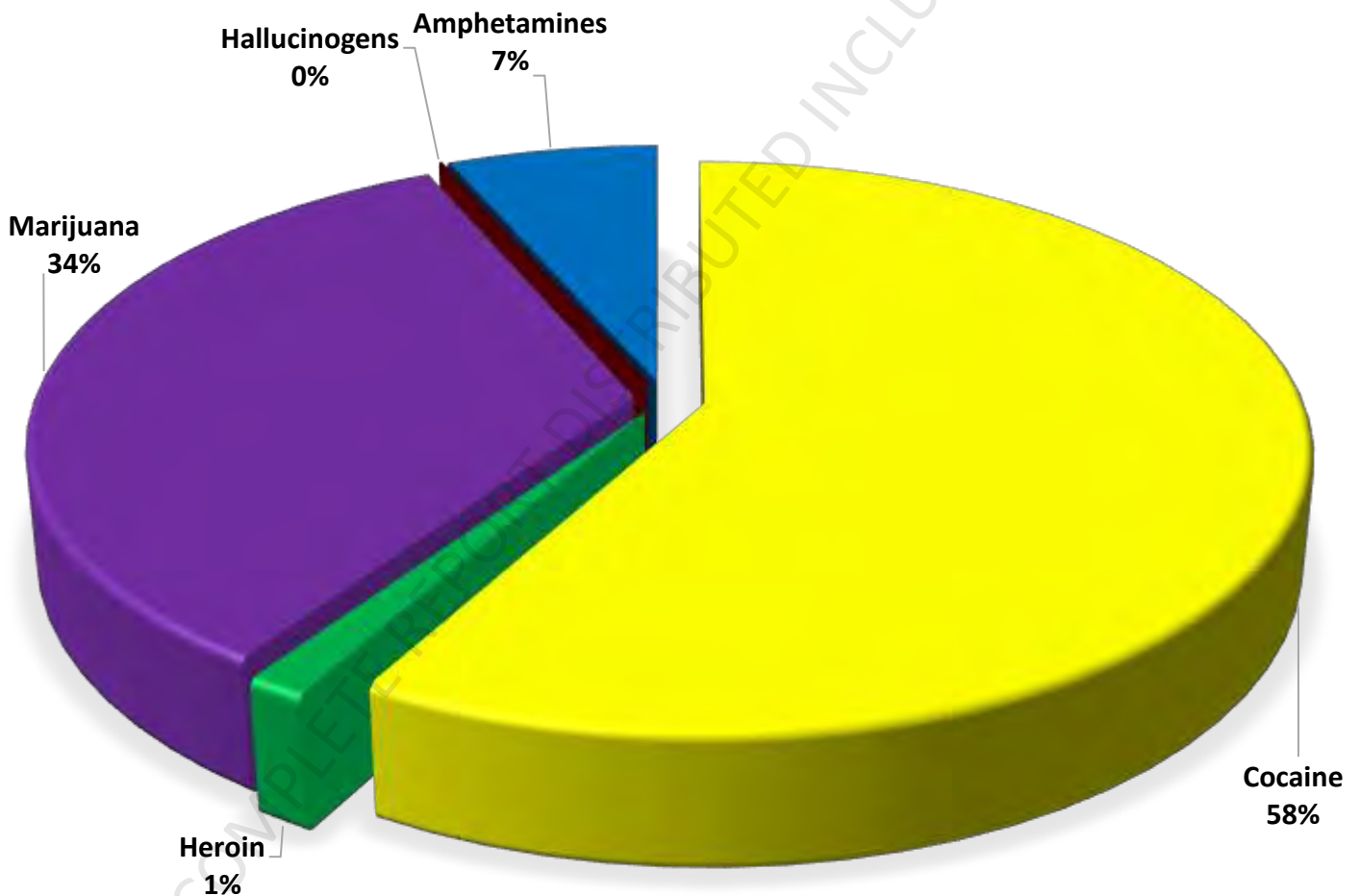
	MAR 2019	MAR 2020
<b>Part I Offenses</b>	129	120
<b>Part II Offenses</b>	184	171
<b>NonUCR Offenses</b>	208	140
<b>Reports Generated</b>	401	378
<b>Street Checks</b>	73	39
<b>Traffic Citations</b>	160	78
<b>Misdemeanor Citations</b>	14	9
<b>Jail Bookings</b>	25	17



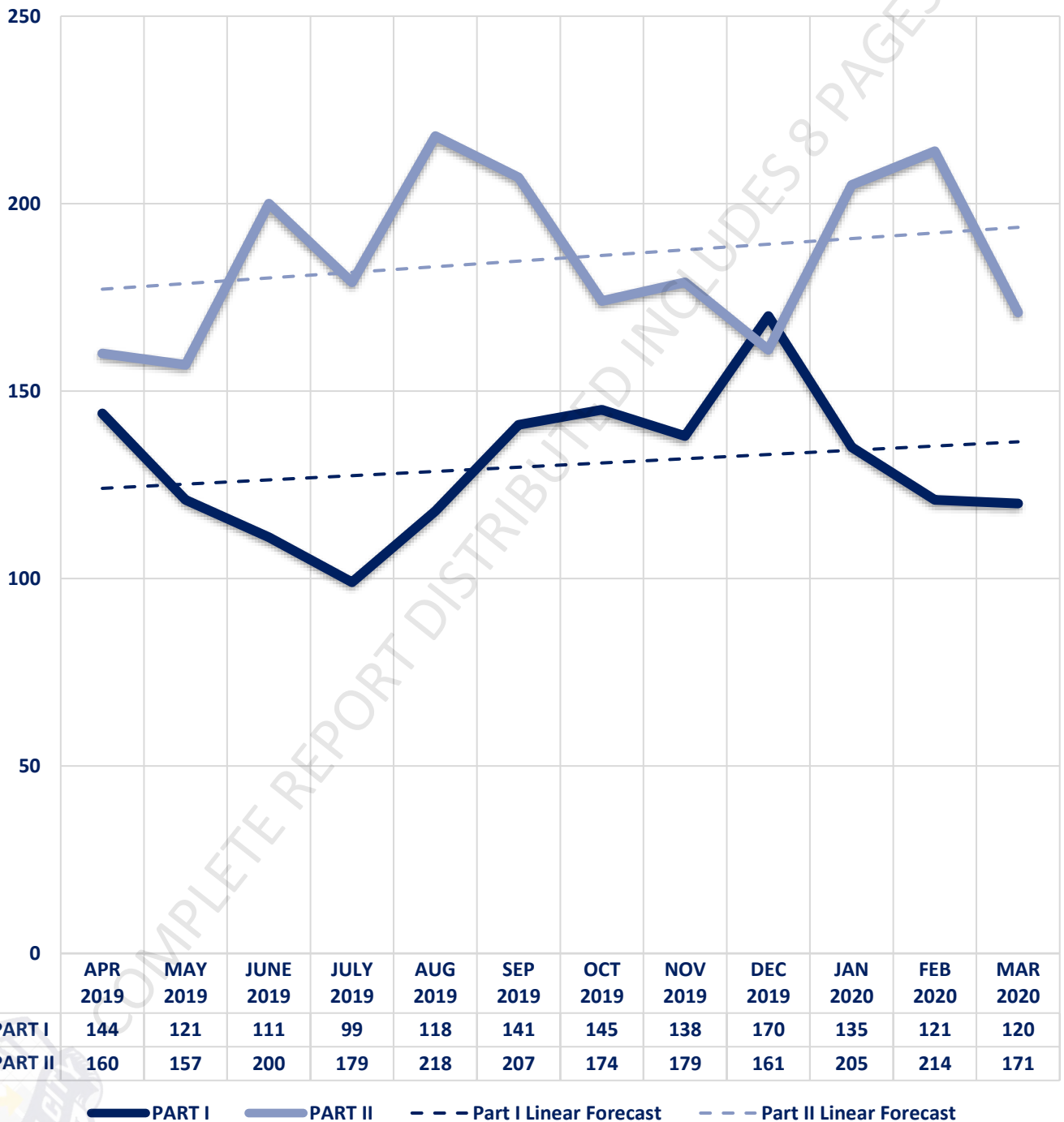


### Seized Drugs

TYPE	DOSES	STREET VALUE
Cocaine	293.0	\$ 2,930.00
Heroin	7.0	\$ 70.00
Marijuana	170.5	\$ 1,023.30
Hallucinogens	0.0	\$ -
Amphetamines	33.0	\$ 330.00
<b>TOTAL</b>	<b>503.5</b>	<b>\$ 4,353.30</b>



### Part I & II Offenses - One Year







## CITY COUNCIL DISTRICT #7 MONTHLY OFFENSE SUMMARY

April 2020

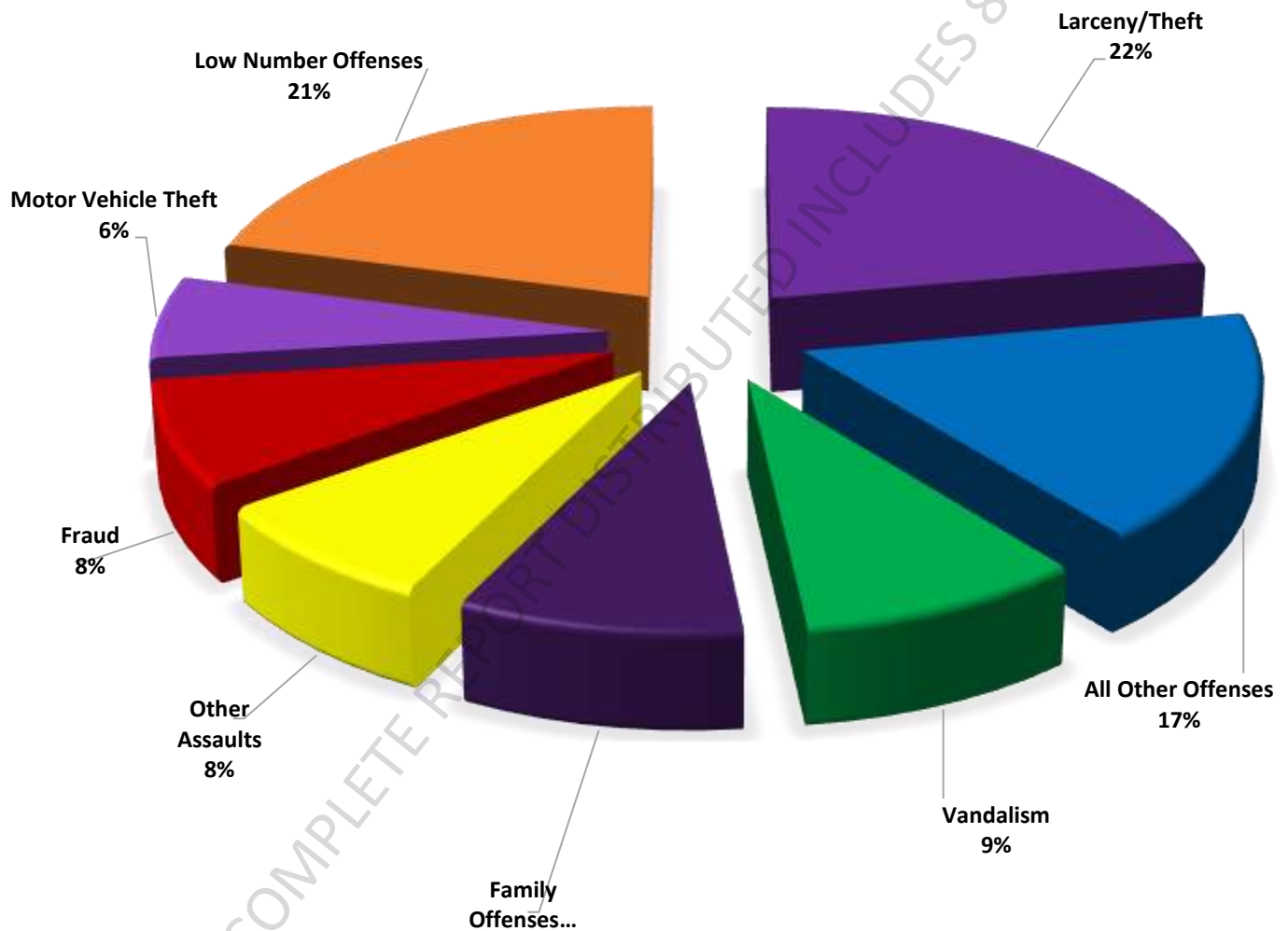
These figures represent preliminary counts of original Police Incident Reports and include all offenses within the above listed City Council District only. Full statistical analysis to determine the confidence level of this data has not been performed. The results contained herein are **approximate in relation to the listed area and may not fully coincide with data shown in other areas of SLCPD's Crime Statistics** page such as Calls for Service, Crimes Trending, and Crime Reports due to and reflective of departmental procedures that were in place at the time the event occurred and the date this data was compiled. Results displayed are not distinguished as attempted or completed crimes, do not include other calls for police service, and only represent police service where a report was made. Police Incident Reports are classified by primary offense categories as defined by the Uniform Crime Reporting (UCR) system, however for this report all offenses are included, and each incident may have more than one offense listed on it. In cases where there is more than one offense listed, all offenses are counted individually. Although every reasonable verification effort is made, the accuracy of any data is subject to the constraints of the report generation process as well as the manner, format, and point in time of any query.

PART I OFFENSES:	Chosen by the FBI as Part I Offenses because they are serious crimes that occur with regularity in all areas of the country and are likely to be reported to Police.
PART II OFFENSES:	All other crimes other than the eight Part I Offenses. The Uniform Crime Reporting Program gathers only arrest data for Part II Offenses, however, SLCPD results displayed in this document display all Part II Offenses, regardless of the presence of arrest data.
ALL OTHER OFFENSES:	<b>Under the Part II Offense section, 'All Other Offenses' include Peeping Tom, Trespass, Kidnap/Abduction, Pornography, Extortion/Blackmail, Bribery, Warrants, Sexual Offenses, Obstruction, Public Peace, and Hit &amp; Run.</b>
NON-UCR OFFENSES:	Non-UCR Offenses include reports for all other offenses not classified as a Part I or Part II Offense. Results displayed separate some of these offenses such as Ambulance Calls, Deaths, Missing Persons, Suicides, Suspicious Activity, and Traffic Accidents.
ALL OTHER NON-UCR:	<b>Under the Non-UCR category, 'All Other' include the remainder of offenses not</b> classified as Part I or Part II and not separated from the Non-UCR Offenses. These include things such as Loud Parties, Barking Dogs, Mentally Ill Subjects, Citizen Assistance, etc.
LOW NUMBER OFFENSES:	On page two, in the interest of space and <b>allowing for easier viewing, the category titled 'Low Number Offenses' include Part I and Part II Offenses from page one that have totals</b> under the amount of 11.

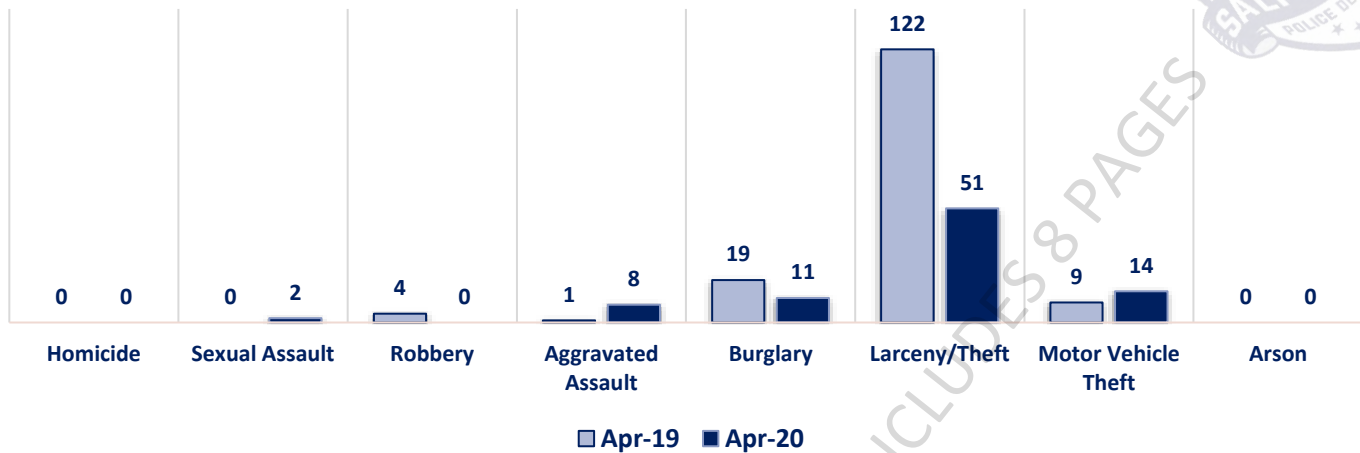
## Offenses

	OFFENSE	APR 19	APR 20	OFFENSE	APR 19	APR 20
PART I OFFENSES	Homicide	0	0	Other Assaults	21	18
	Sexual Assault	0	2	Forgery/Counterfeit	4	4
	Robbery	4	0	Fraud	22	18
	Aggravated Assault	1	8	Embezzlement	0	0
	Burglary	19	11	Stolen Property	2	1
	Larceny/Theft	122	51	Vandalism	18	21
	Motor Vehicle Theft	9	14	Weapons	3	1
	Arson	0	0	Prostitution	0	0
	<b>PART I TOTALS</b>	<b>155</b>	<b>86</b>	Sex Offenses	3	1
NON-UCR OFFENSES	Ambulance Calls	11	8	Drug Abuse	9	7
	Deaths	1	7	Gambling	0	0
	Missing Persons	1	2	Family Offenses	13	21
	Suicides	1	1	DUI	4	2
	Suspicious Activity	7	13	Liquor Laws	2	2
	Traffic Accidents	64	15	Drunkenness	8	6
	All Other	95	73	Disorderly Conduct	1	3
	<b>NON-UCR TOTALS</b>	<b>180</b>	<b>119</b>	All Other Offenses	56	39
	<b>PART I OFFENSES</b>	<b>155</b>	<b>86</b>	Curfew/Loitering	0	0
TOTALS	<b>PART II OFFENSES</b>	<b>169</b>	<b>144</b>	Runaway	3	0
	<b>NON-UCR OFFENSES</b>	<b>180</b>	<b>119</b>	<b>PART II TOTALS</b>	<b>169</b>	<b>144</b>
	<b>TOTAL</b>	<b>504</b>	<b>349</b>			

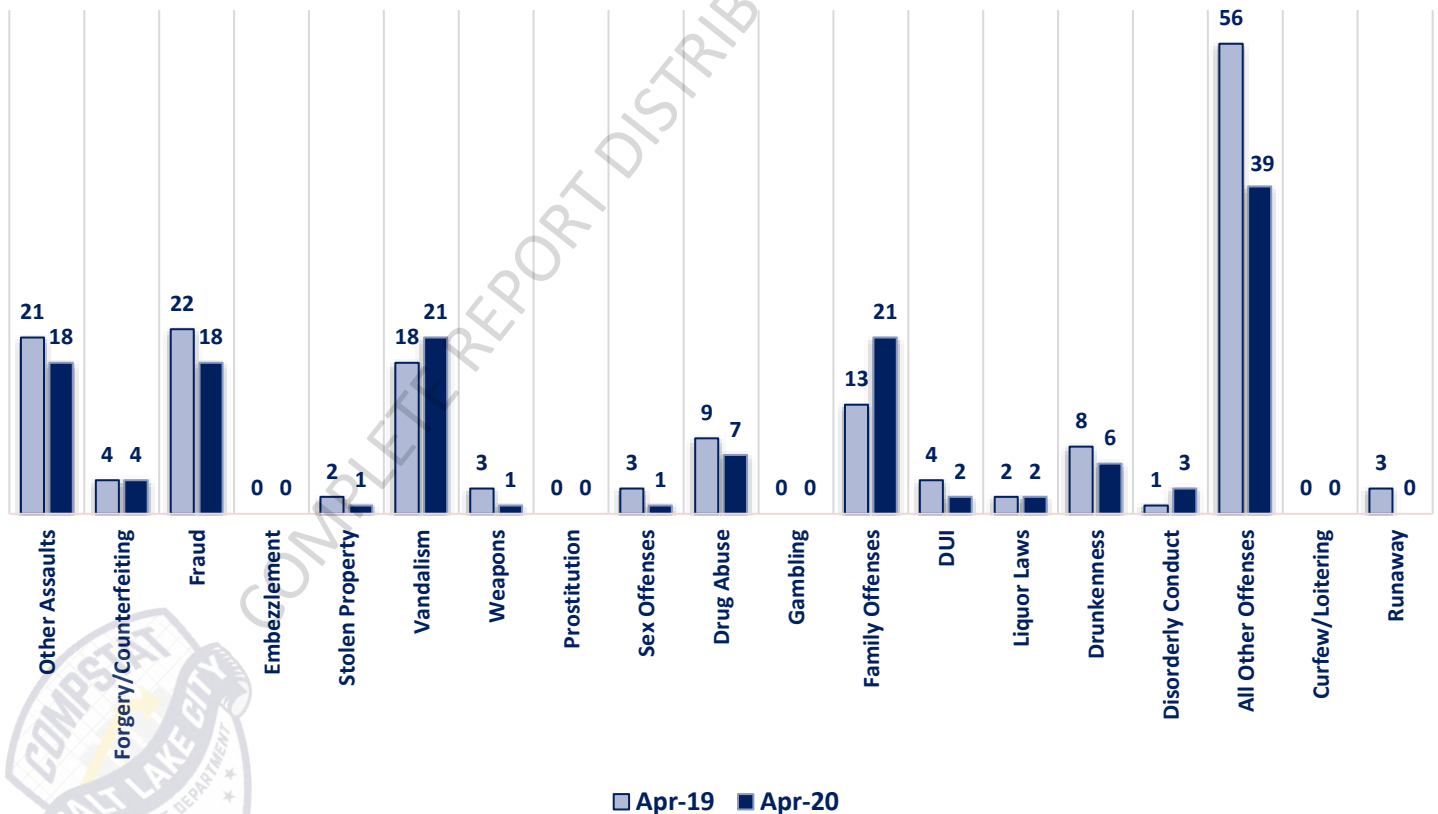
**APRIL 2020- PART I & II OFFENSE PERCENTAGES**



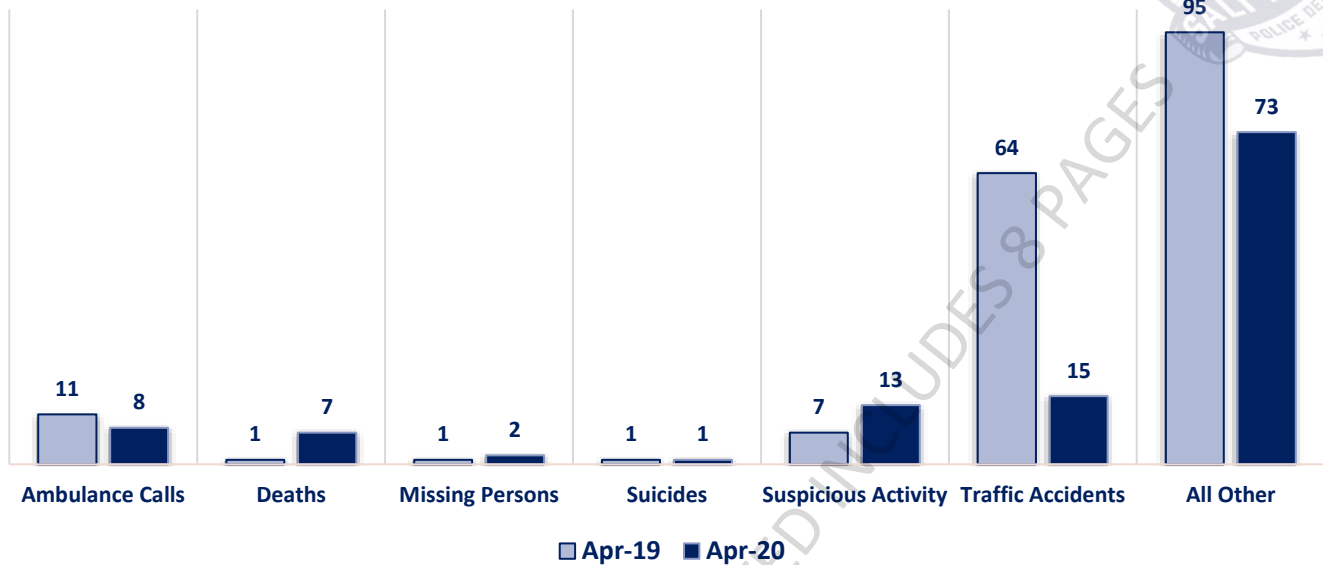
### Part I Offenses



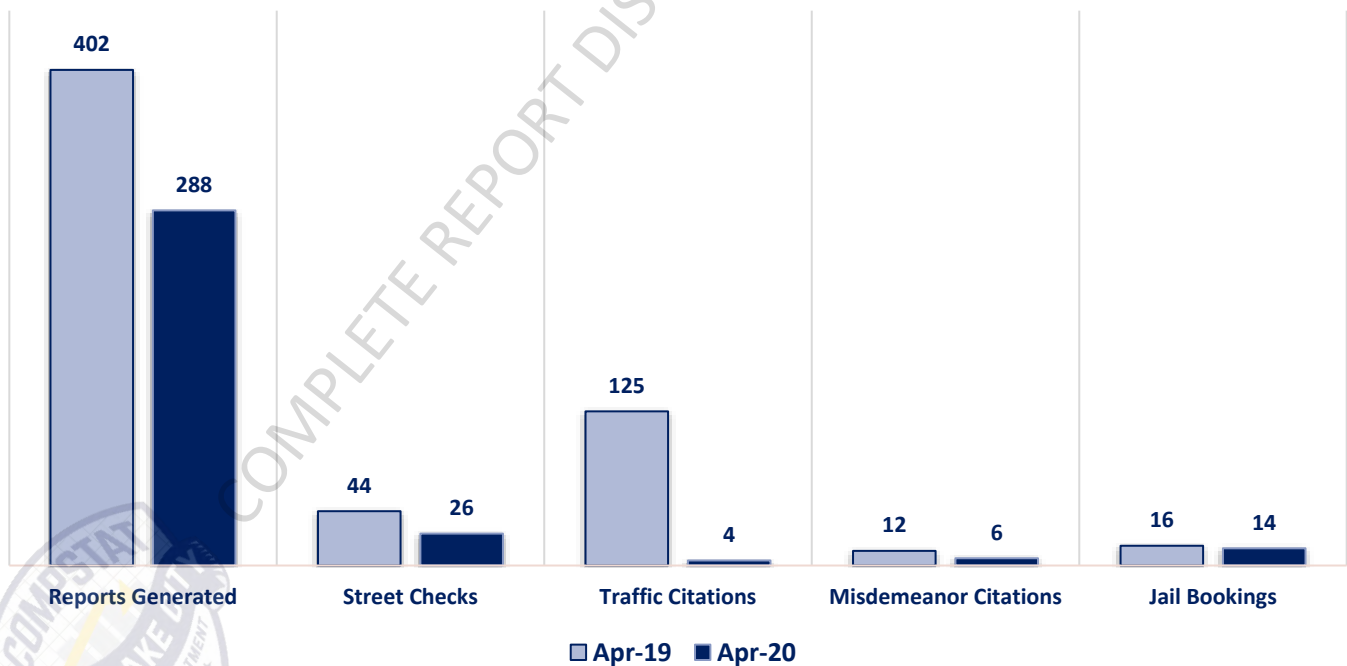
### Part II Offenses



### Non-UCR Offenses

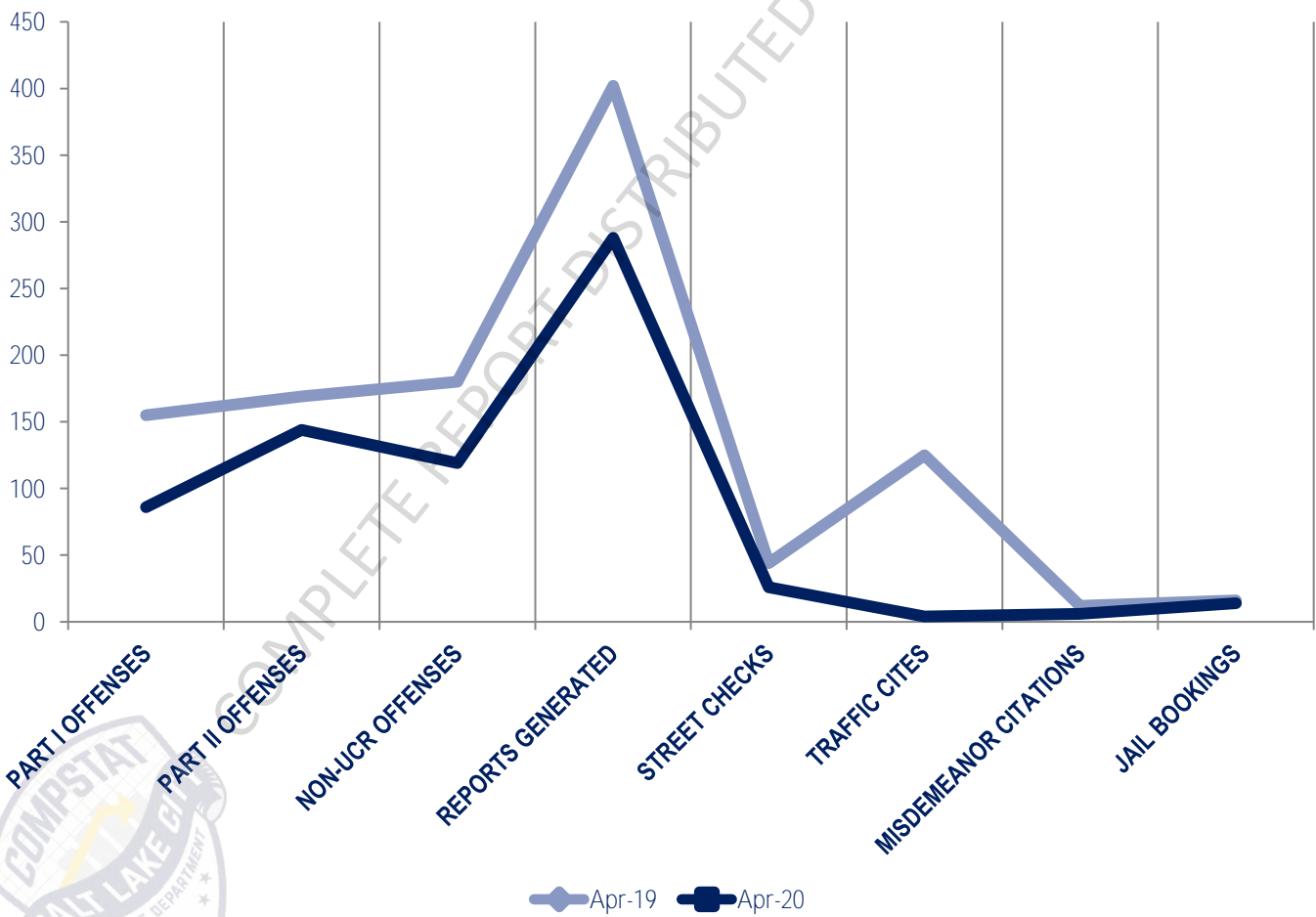


### Other Event Totals



### Combined Offense/Event Trends

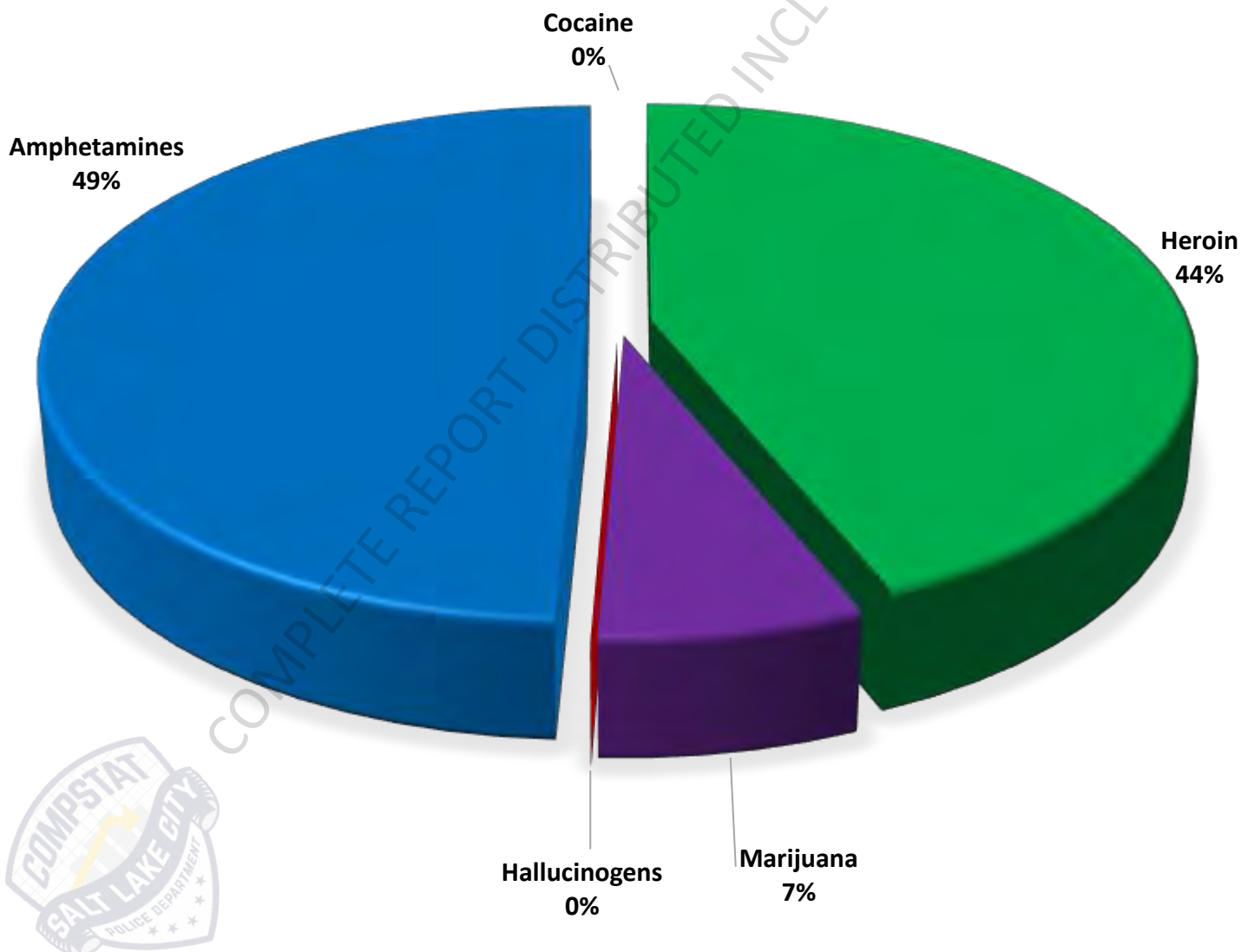
	APR 2019	APR 2020
<b>Part I Offenses</b>	155	86
<b>Part II Offenses</b>	169	144
<b>NonUCR Offenses</b>	180	119
<b>Reports Generated</b>	402	288
<b>Street Checks</b>	44	26
<b>Traffic Citations</b>	125	4
<b>Misdemeanor Citations</b>	12	6
<b>Jail Bookings</b>	16	14



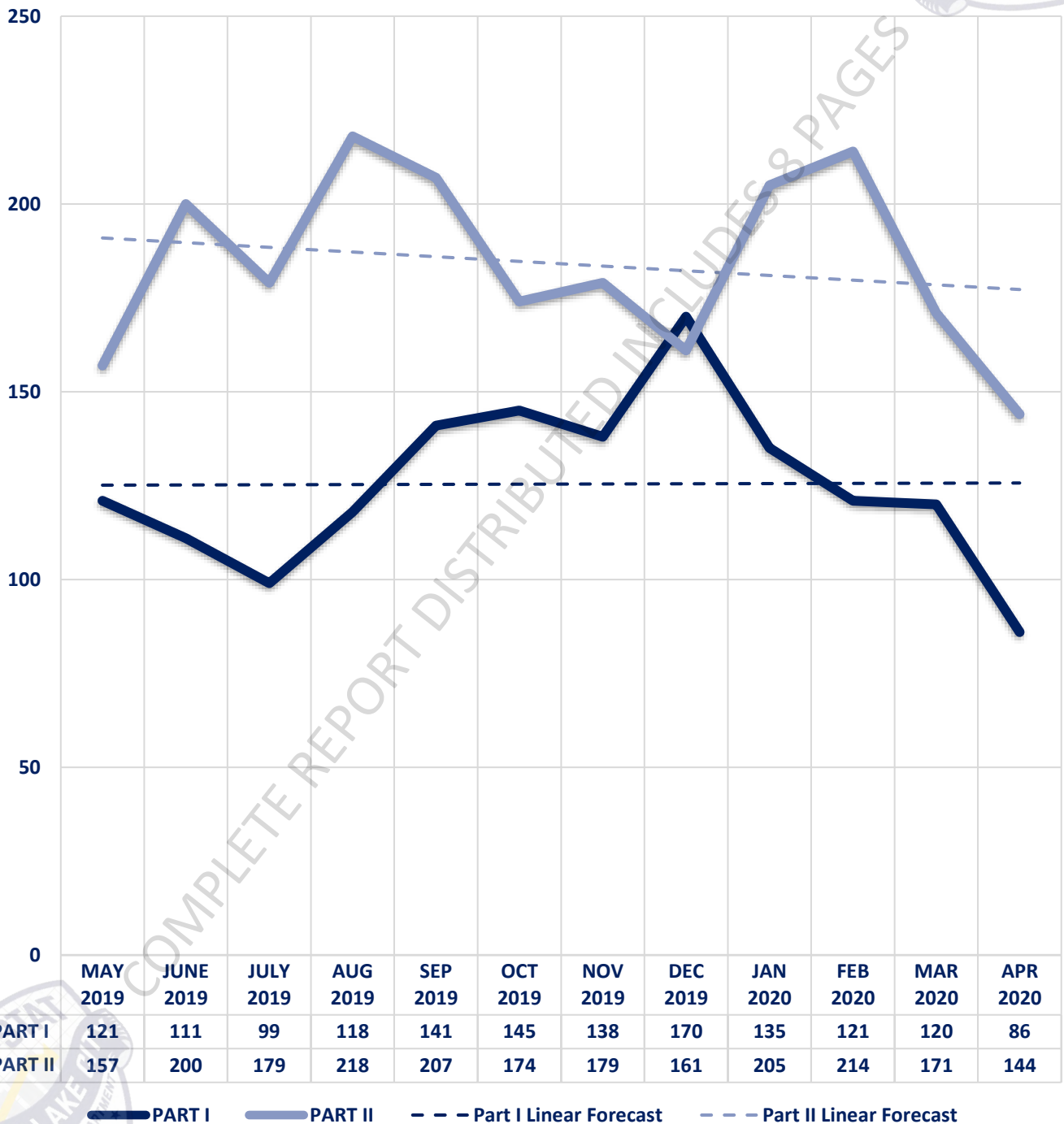


### Seized Drugs

TYPE	DOSES	STREET VALUE
Cocaine	0.0	\$ -
Heroin	76.5	\$ 765.00
Marijuana	11.8	\$ 70.90
Hallucinogens	0.0	\$ -
Amphetamines	86.0	\$ 860.00
<b>TOTAL</b>	<b>174.3</b>	<b>\$ 1,695.90</b>



**Part I & II Offenses - One Year**







## CITY COUNCIL DISTRICT #7 MONTHLY OFFENSE SUMMARY

May 2020

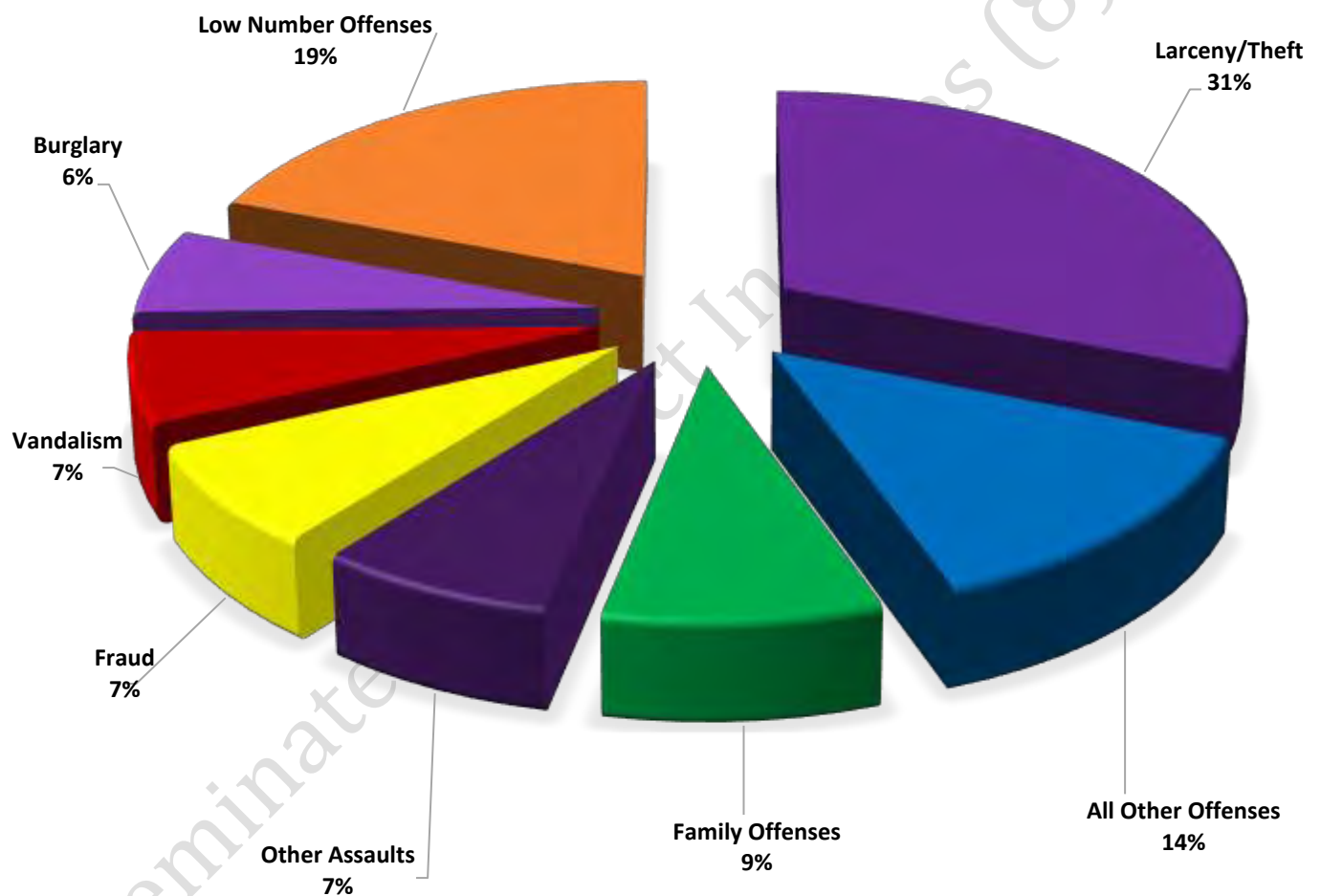
These figures represent preliminary counts of original Police Incident Reports and include all offenses within the above listed City Council District only. Full statistical analysis to determine the confidence level of this data has not been performed. The results contained herein are **approximate in relation to the listed area and may not fully coincide with data shown in other areas of SLCPD's Crime Statistics** page such as Calls for Service, Crimes Trending, and Crime Reports due to and reflective of departmental procedures that were in place at the time the event occurred and the date this data was compiled. Results displayed are not distinguished as attempted or completed crimes, do not include other calls for police service, and only represent police service where a report was made. Police Incident Reports are classified by primary offense categories as defined by the Uniform Crime Reporting (UCR) system, however for this report all offenses are included, and each incident may have more than one offense listed on it. In cases where there is more than one offense listed, all offenses are counted individually. Although every reasonable verification effort is made, the accuracy of any data is subject to the constraints of the report generation process as well as the manner, format, and point in time of any query.

PART I OFFENSES:	Chosen by the FBI as Part I Offenses because they are serious crimes that occur with regularity in all areas of the country and are likely to be reported to Police.
PART II OFFENSES:	All other crimes other than the eight Part I Offenses. The Uniform Crime Reporting Program gathers only arrest data for Part II Offenses, however, SLCPD results displayed in this document display all Part II Offenses, regardless of the presence of arrest data.
ALL OTHER OFFENSES:	<b>Under the Part II Offense section, 'All Other Offenses' include Peeping Tom, Trespass, Kidnap/Abduction, Pornography, Extortion/Blackmail, Bribery, Warrants, Sexual Offenses, Obstruction, Public Peace, and Hit &amp; Run.</b>
NON-UCR OFFENSES:	Non-UCR Offenses include reports for all other offenses not classified as a Part I or Part II Offense. Results displayed separate some of these offenses such as Ambulance Calls, Deaths, Missing Persons, Suicides, Suspicious Activity, and Traffic Accidents.
ALL OTHER NON-UCR:	<b>Under the Non-UCR category, 'All Other' include the remainder of offenses not</b> classified as Part I or Part II and not separated from the Non-UCR Offenses. These include things such as Loud Parties, Barking Dogs, Mentally Ill Subjects, Citizen Assistance, etc.
LOW NUMBER OFFENSES:	On page two, in the interest of space <b>and allowing for easier viewing, the category titled 'Low Number Offenses' include Part I and Part II Offenses from page one that have totals</b> under the amount of 9.

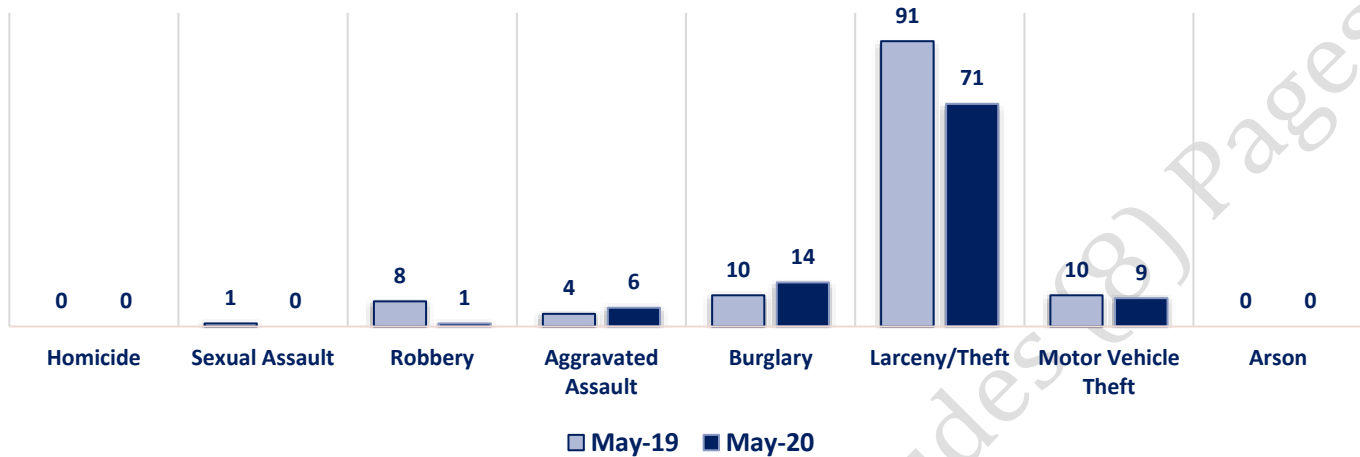
## Offenses

PART I OFFENSES VIOLENT PROPERTY		OFFENSE	MAY 19	MAY 20	OFFENSE	MAY 19	MAY 20	PART II OFFENSES
		Homicide	0	0	Other Assaults	17	17	
		Sexual Assault	1	0	Forgery/Counterfeit	5	2	
		Robbery	8	1	Fraud	27	17	
		Aggravated Assault	4	6	Embezzlement	1	0	
		Burglary	10	14	Stolen Property	0	1	
		Larceny/Theft	91	71	Vandalism	15	15	
		Motor Vehicle Theft	10	9	Weapons	0	1	
		Arson	0	0	Prostitution	0	0	
		PART I TOTALS	124	101	Sex Offenses	3	0	
NON-UCR OFFENSES		Ambulance Calls	14	13	Drug Abuse	13	4	
		Deaths	3	1	Gambling	0	0	
		Missing Persons	2	6	Family Offenses	12	20	
		Suicides	0	0	DUI	6	8	
		Suspicious Activity	7	11	Liquor Laws	0	1	
		Traffic Accidents	78	32	Drunkenness	5	4	
		All Other	82	89	Disorderly Conduct	1	7	
		NON-UCR TOTALS	186	152	All Other Offenses	66	31	
TOTALS		PART I OFFENSES	124	101	Curfew/Loitering	0	0	
		PART II OFFENSES	171	128	Runaway	0	0	
		NON-UCR OFFENSES	186	152	PART II TOTALS	171	128	
		TOTAL	481	381				

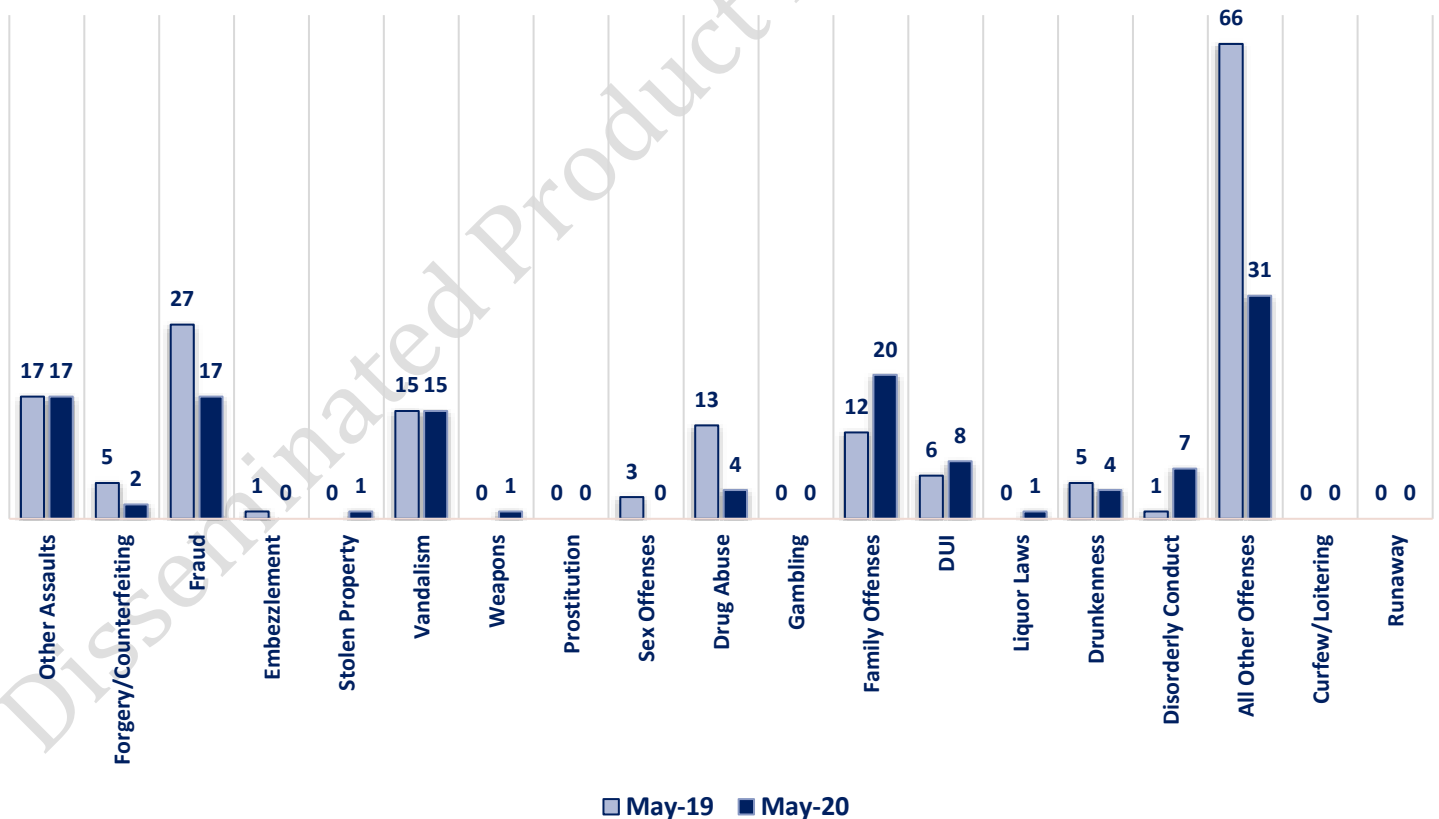
**MAY 2020- PART I & II OFFENSE PERCENTAGES**



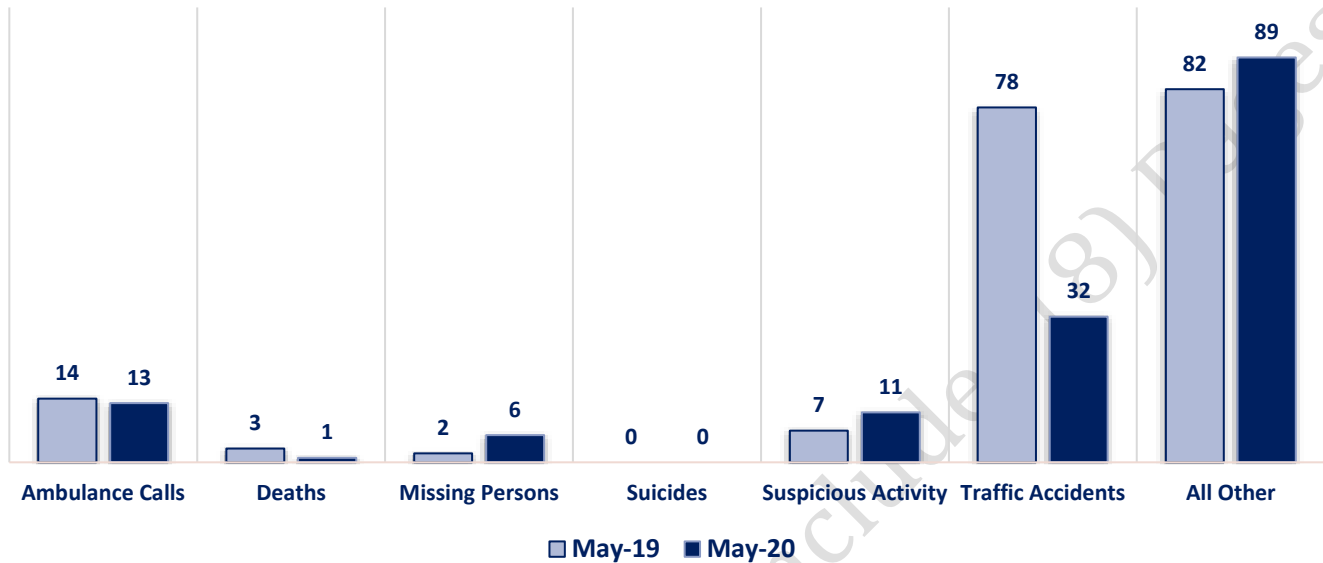
### Part I Offenses



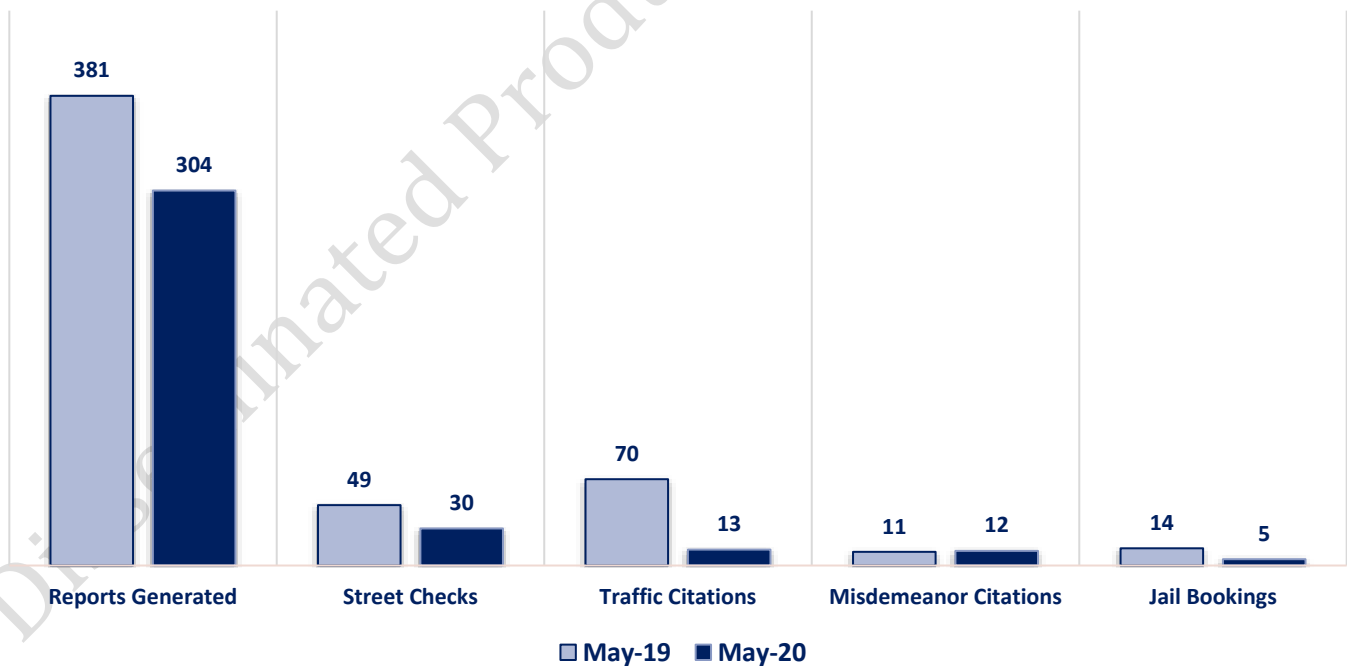
### Part II Offenses



### Non-UCR Offenses

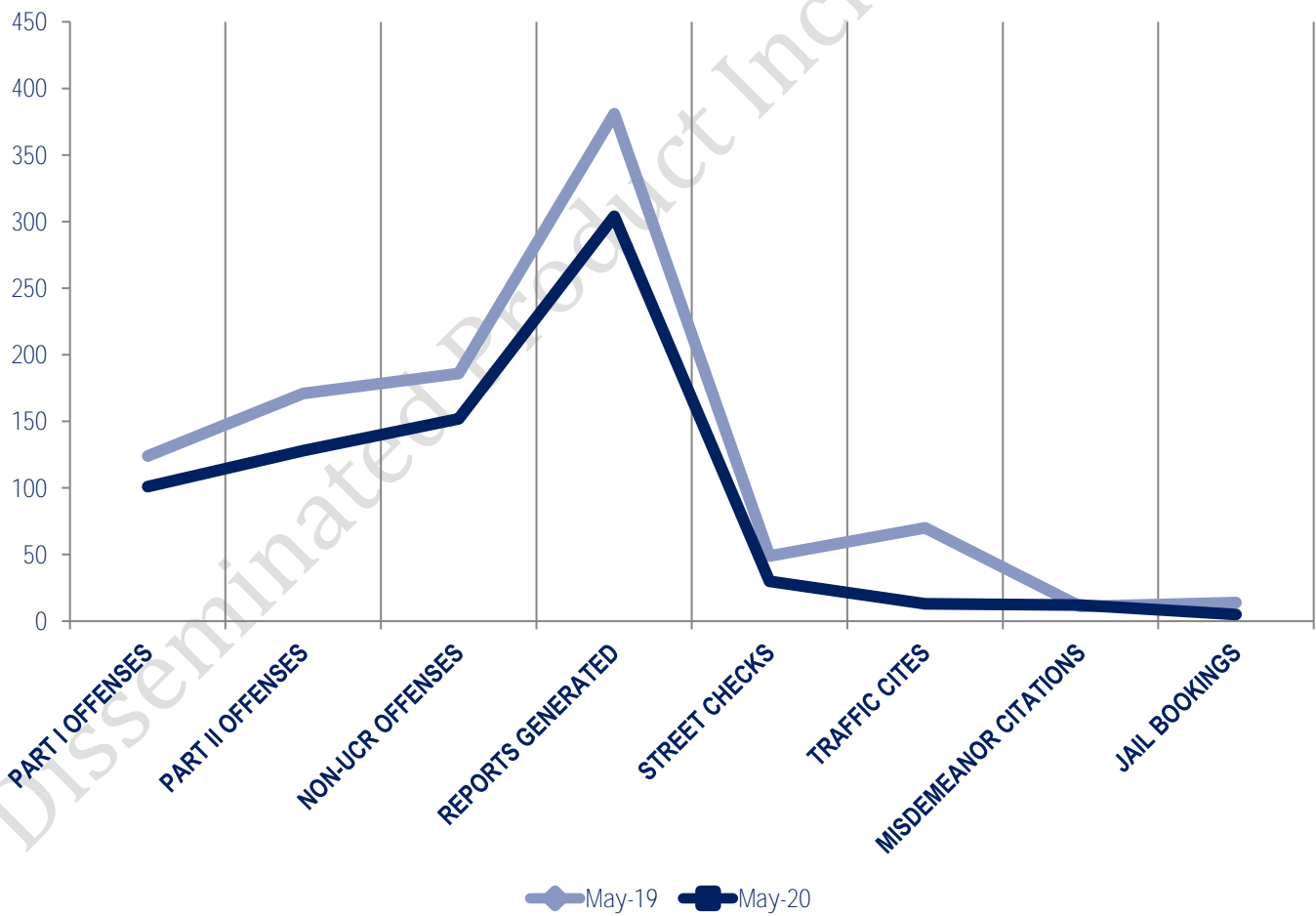


### Other Event Totals



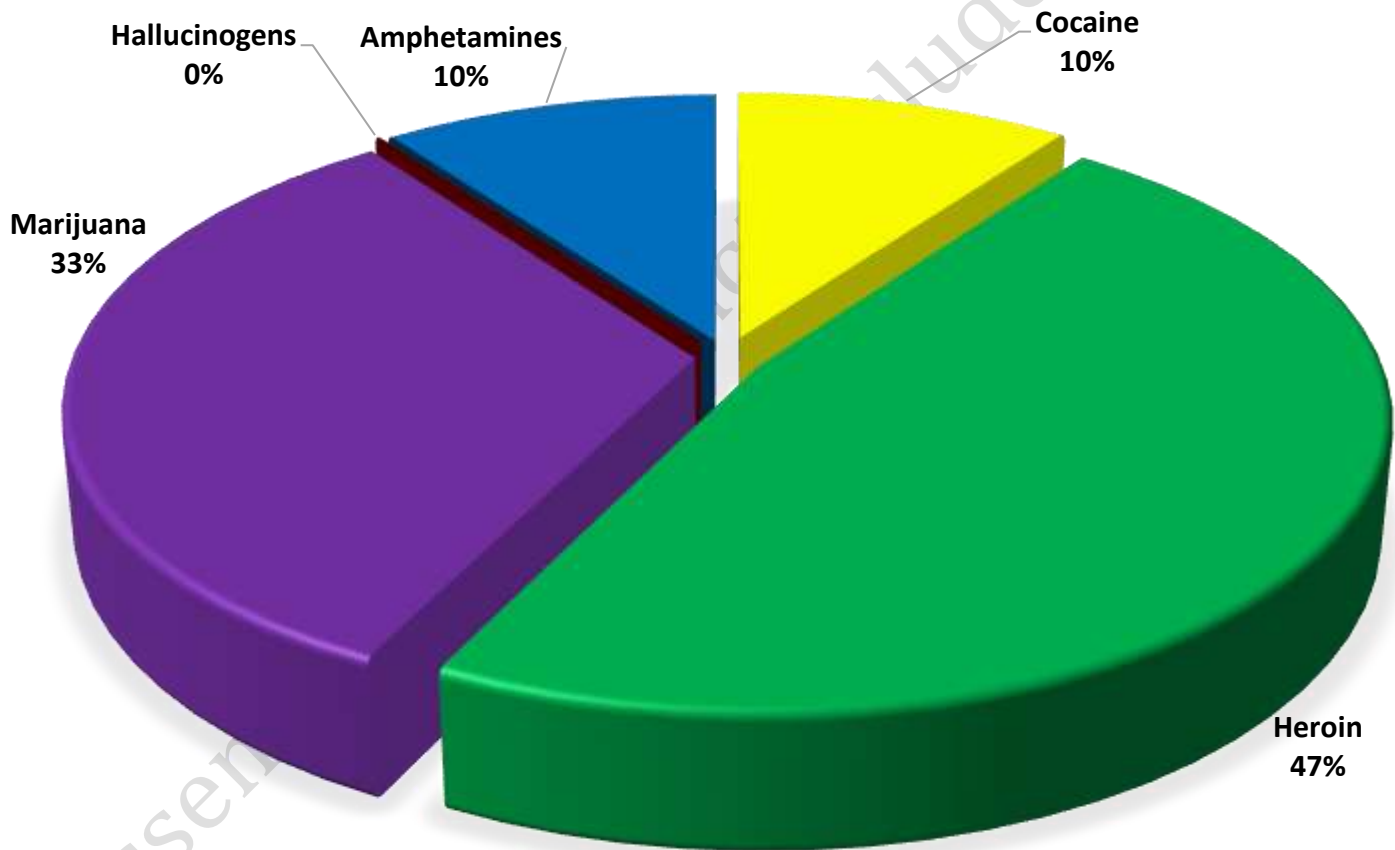
### Combined Offense/Event Trends

	MAY 2019	MAY 2020
<b>Part I Offenses</b>	124	101
<b>Part II Offenses</b>	171	128
<b>NonUCR Offenses</b>	186	152
<b>Reports Generated</b>	381	304
<b>Street Checks</b>	49	30
<b>Traffic Citations</b>	70	13
<b>Misdemeanor Citations</b>	11	12
<b>Jail Bookings</b>	14	5

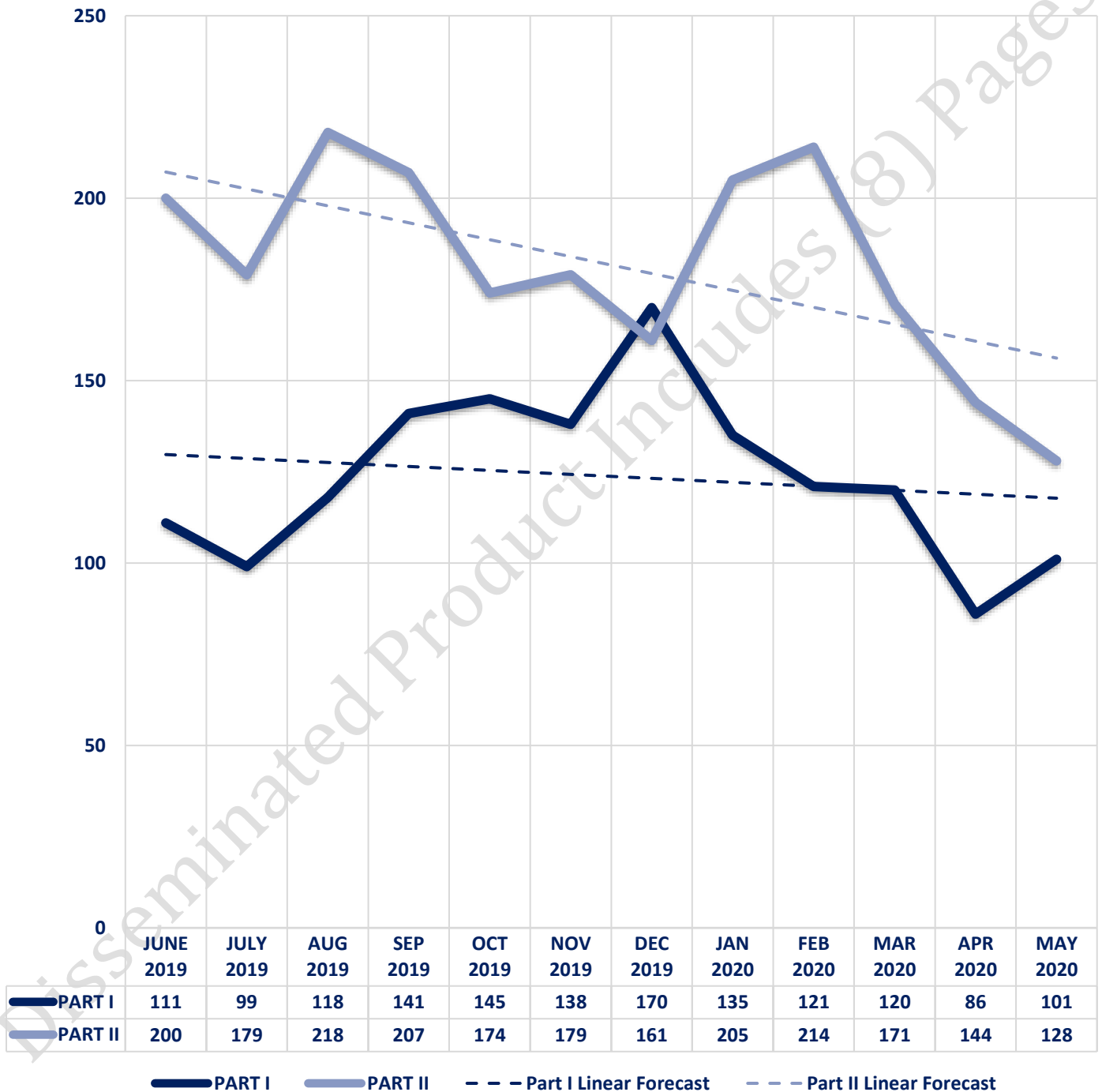


### Seized Drugs

TYPE	DOSES	STREET VALUE
Cocaine	3.0	\$ 30.00
Heroin	14.1	\$ 141.00
Marijuana	9.7	\$ 58.20
Hallucinogens	0.0	\$ -
Amphetamines	3.0	\$ 30.00
<b>TOTAL</b>	<b>29.8</b>	<b>\$ 259.20</b>



### Part I & II Offenses - One Year







## CITY COUNCIL DISTRICT #7

### MONTHLY OFFENSE SUMMARY

JUNE 2020

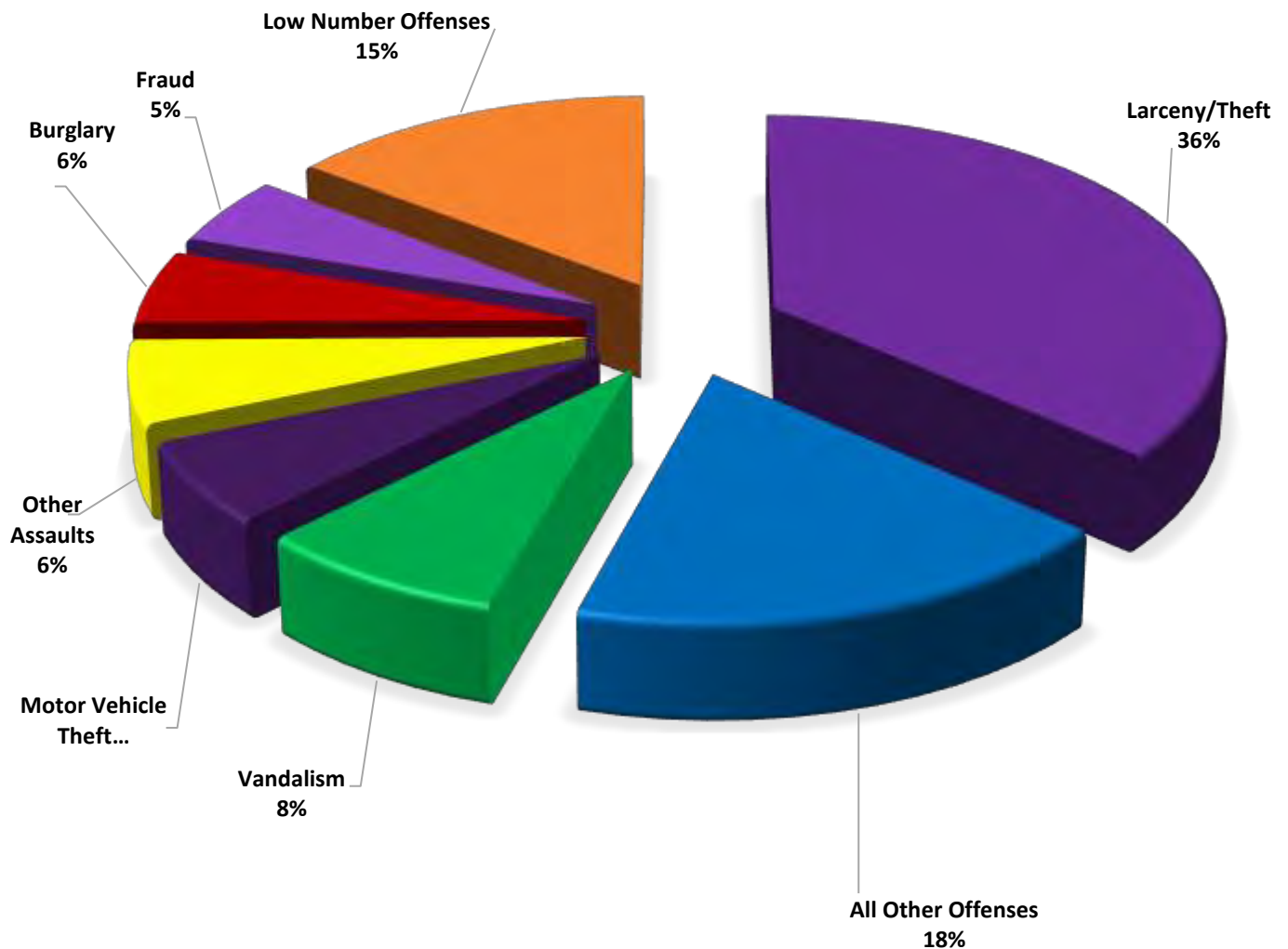
These figures represent preliminary counts of original Police Incident Reports and include all offenses within the above listed City Council District only. Full statistical analysis to determine the confidence level of this data has not been performed. The results contained herein are **approximate in relation to the listed area and may not fully coincide with data shown in other areas of SLCPD's Crime Statistics** page such as Calls for Service, Crimes Trending, and Crime Reports due to and reflective of departmental procedures that were in place at the time the event occurred and the date this data was compiled. Results displayed are not distinguished as attempted or completed crimes, do not include other calls for police service, and only represent police service where a report was made. Police Incident Reports are classified by primary offense categories as defined by the Uniform Crime Reporting (UCR) system, however for this report all offenses are included, and each incident may have more than one offense listed on it. In cases where there is more than one offense listed, all offenses are counted individually. Although every reasonable verification effort is made, the accuracy of any data is subject to the constraints of the report generation process as well as the manner, format, and point in time of any query.

PART I OFFENSES:	Chosen by the FBI as Part I Offenses because they are serious crimes that occur with regularity in all areas of the country and are likely to be reported to Police.
PART II OFFENSES:	All other crimes other than the eight Part I Offenses. The Uniform Crime Reporting Program gathers only arrest data for Part II Offenses, however, SLCPD results displayed in this document display all Part II Offenses, regardless of the presence of arrest data.
ALL OTHER OFFENSES:	<b>Under the Part II Offense section, 'All Other Offenses' include Peeping Tom, Trespass, Kidnap/Abduction, Pornography, Extortion/Blackmail, Bribery, Warrants, Sexual Offenses, Obstruction, Public Peace, and Hit &amp; Run.</b>
NON-UCR OFFENSES:	Non-UCR Offenses include reports for all other offenses not classified as a Part I or Part II Offense. Results displayed separate some of these offenses such as Ambulance Calls, Deaths, Missing Persons, Suicides, Suspicious Activity, and Traffic Accidents.
ALL OTHER NON-UCR:	<b>Under the Non-UCR category, 'All Other' include the remainder of offenses not</b> classified as Part I or Part II and not separated from the Non-UCR Offenses. These include things such as Loud Parties, Barking Dogs, Mentally Ill Subjects, Citizen Assistance, etc.
LOW NUMBER OFFENSES:	On page two, in the interest of space <b>and allowing for easier viewing, the category titled 'Low Number Offenses' include Part I and Part II Offenses from page one that have totals</b> under the amount of 12.

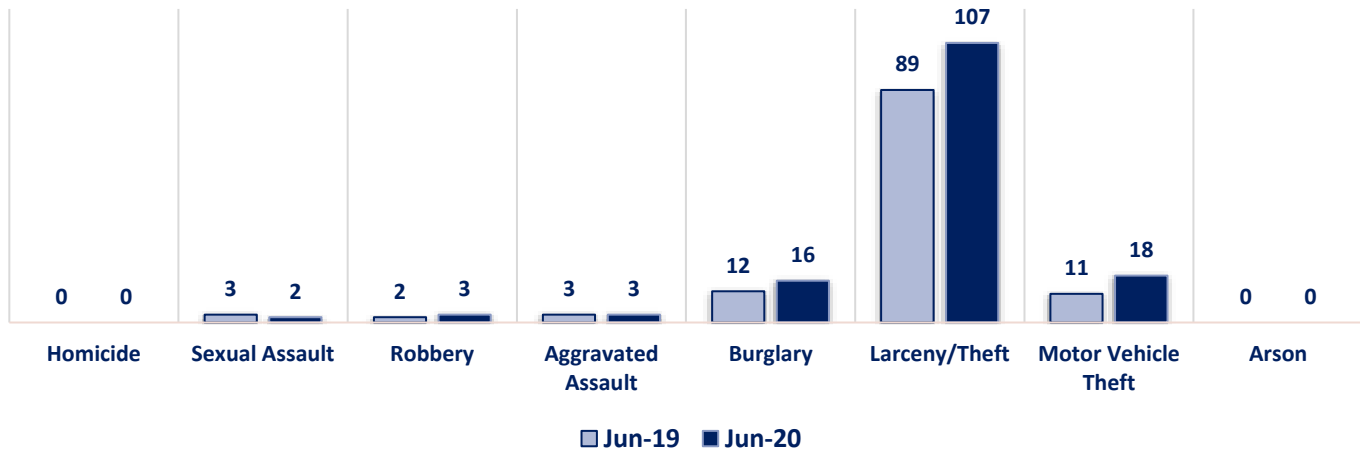
## Offenses

PART I OFFENSES	OFFENSE	JUN 19	JUN 20	OFFENSE	JUN 19	JUN 20	PART II OFFENSES
	Homicide	0	0	Other Assaults	26	18	
	Sexual Assault	3	2	Forgery/Counterfeit	5	3	
	Robbery	2	3	Fraud	35	15	
	Aggravated Assault	3	3	Embezzlement	0	0	
	Burglary	12	16	Stolen Property	0	1	
	Larceny/Theft	89	107	Vandalism	17	24	
	Motor Vehicle Theft	11	18	Weapons	2	0	
	Arson	0	0	Prostitution	0	0	
PART I TOTALS		120	149	Sex Offenses	5	1	
NON-UCR OFFENSES	Ambulance Calls	11	15	Drug Abuse	9	2	
	Deaths	3	2	Gambling	0	0	
	Missing Persons	2	5	Family Offenses	25	12	
	Suicides	0	0	DUI	6	5	
	Suspicious Activity	9	13	Liquor Laws	0	0	
	Traffic Accidents	68	37	Drunkenness	9	5	
	All Other	91	78	Disorderly Conduct	6	5	
NON-UCR TOTALS		184	150	All Other Offenses	62	53	
PART I OFFENSES		120	149	Curfew/Loitering	0	0	
PART II OFFENSES		208	145	Runaway	1	1	
NON-UCR OFFENSES		184	150	PART II TOTALS		208	145
TOTAL		512	444				

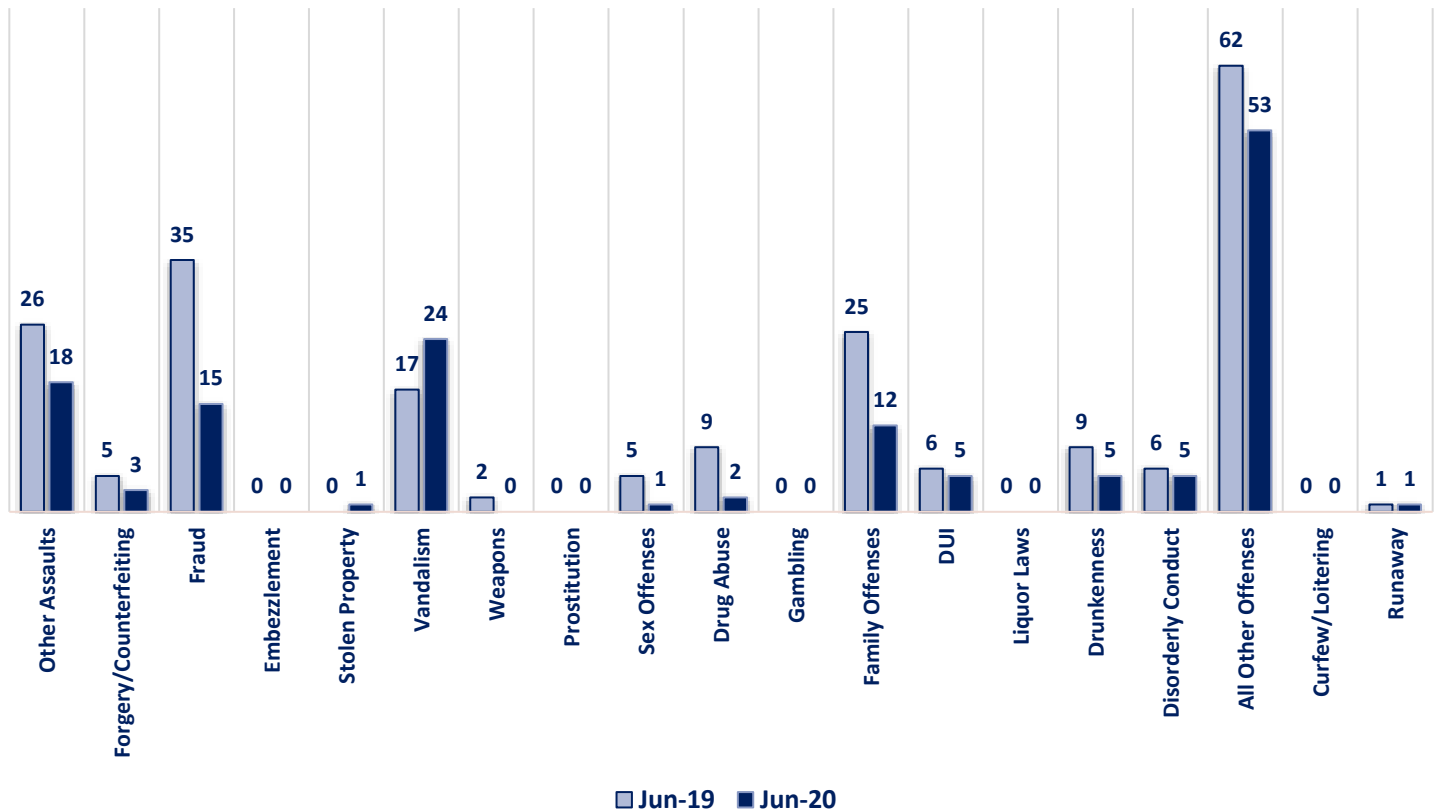
### JUNE 2020 - PART I & II OFFENSE PERCENTAGES



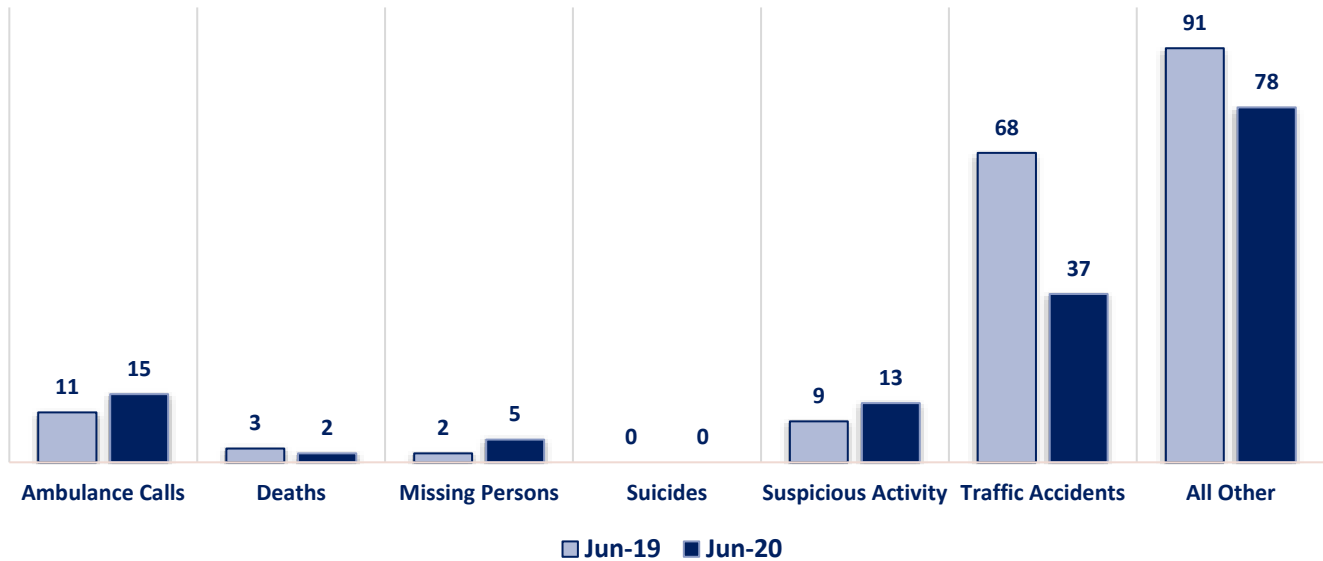
### Part I Offenses



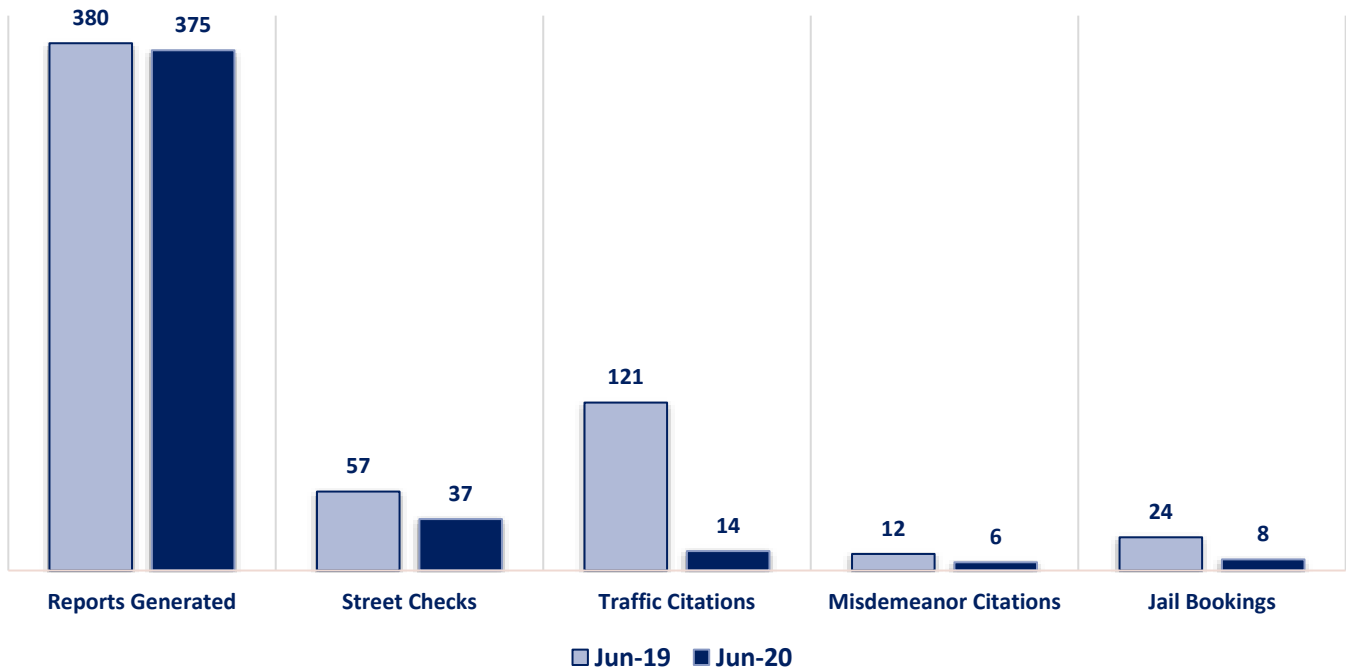
### Part II Offenses



### Non-UCR Offenses

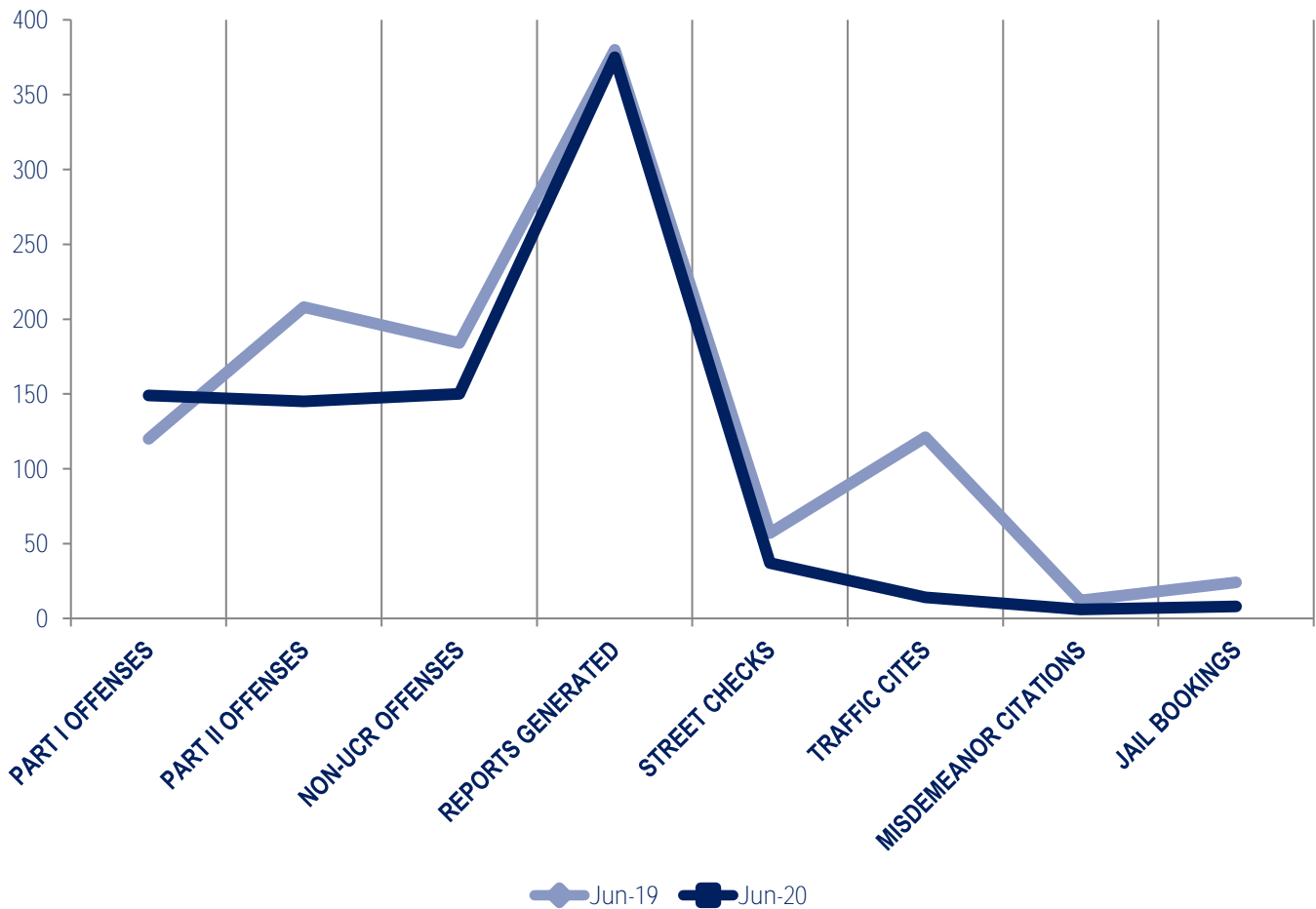


### Other Event Totals



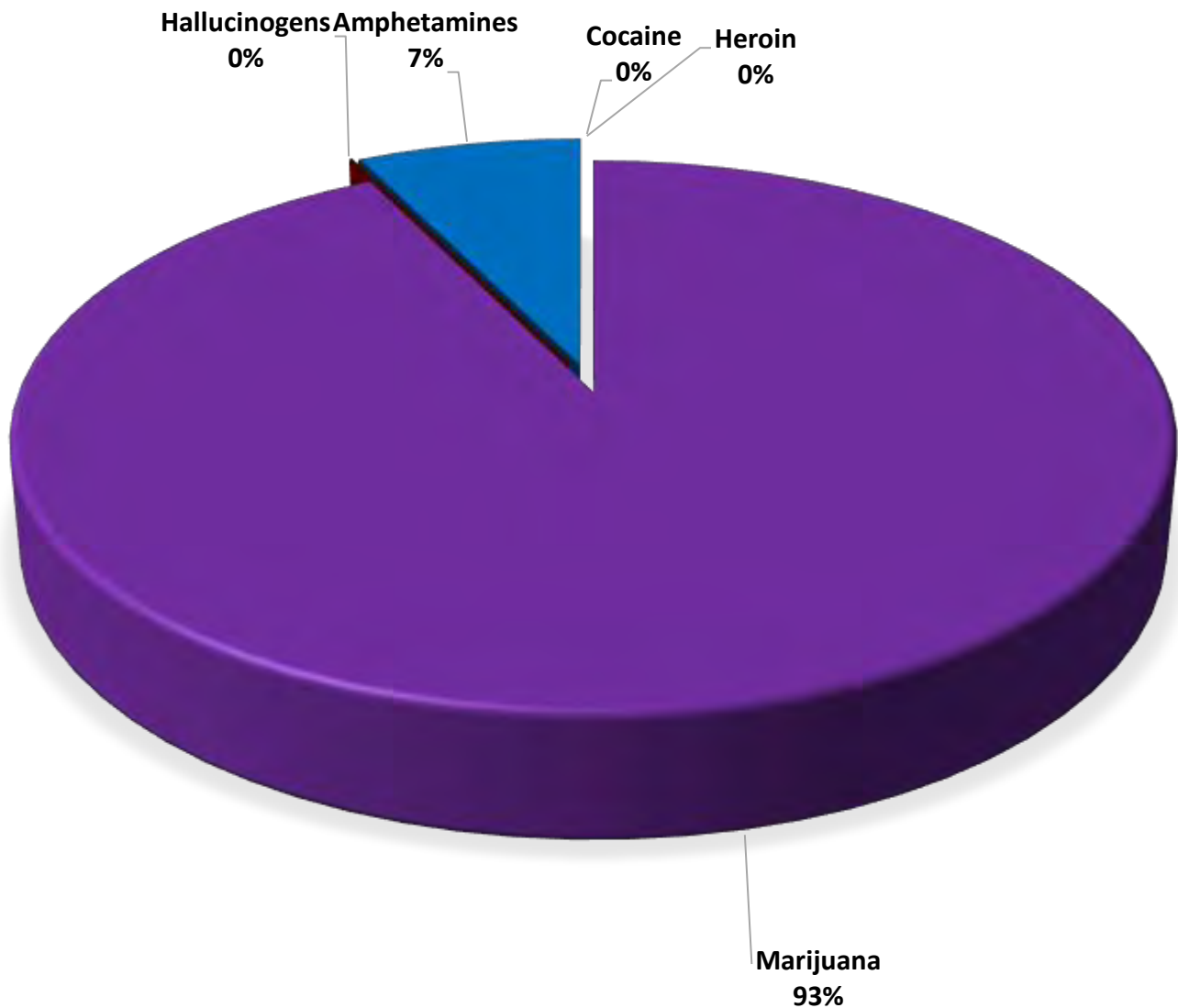
### Combined Offense/Event Trends

	JUN 2019	JUN 2020
<b>Part I Offenses</b>	120	149
<b>Part II Offenses</b>	208	145
<b>NonUCR Offenses</b>	184	150
<b>Reports Generated</b>	380	375
<b>Street Checks</b>	57	37
<b>Traffic Citations</b>	121	14
<b>Misdemeanor Citations</b>	12	6
<b>Jail Bookings</b>	24	8



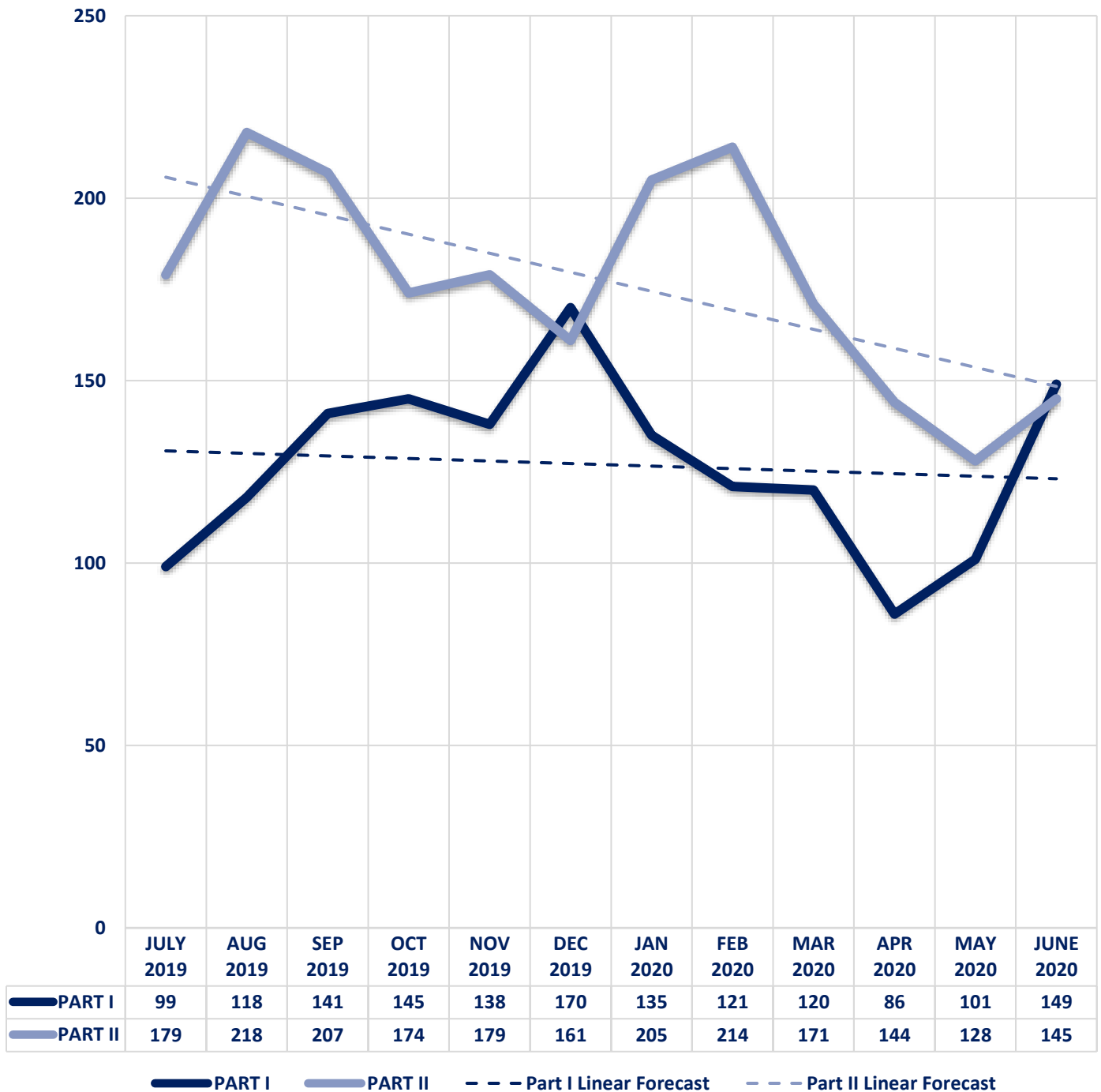
## Seized Drugs

TYPE	DOSES	STREET VALUE
Cocaine	0.0	\$ -
Heroin	0.0	\$ -
Marijuana	39.3	\$ 235.98
Hallucinogens	0.0	\$ -
Amphetamines	3.1	\$ 31.00
<b>TOTAL</b>	<b>42.4</b>	<b>\$ 266.98</b>





### Part I & II Offenses - One Year





## CITY COUNCIL DISTRICT #7 MONTHLY OFFENSE SUMMARY

July 2020

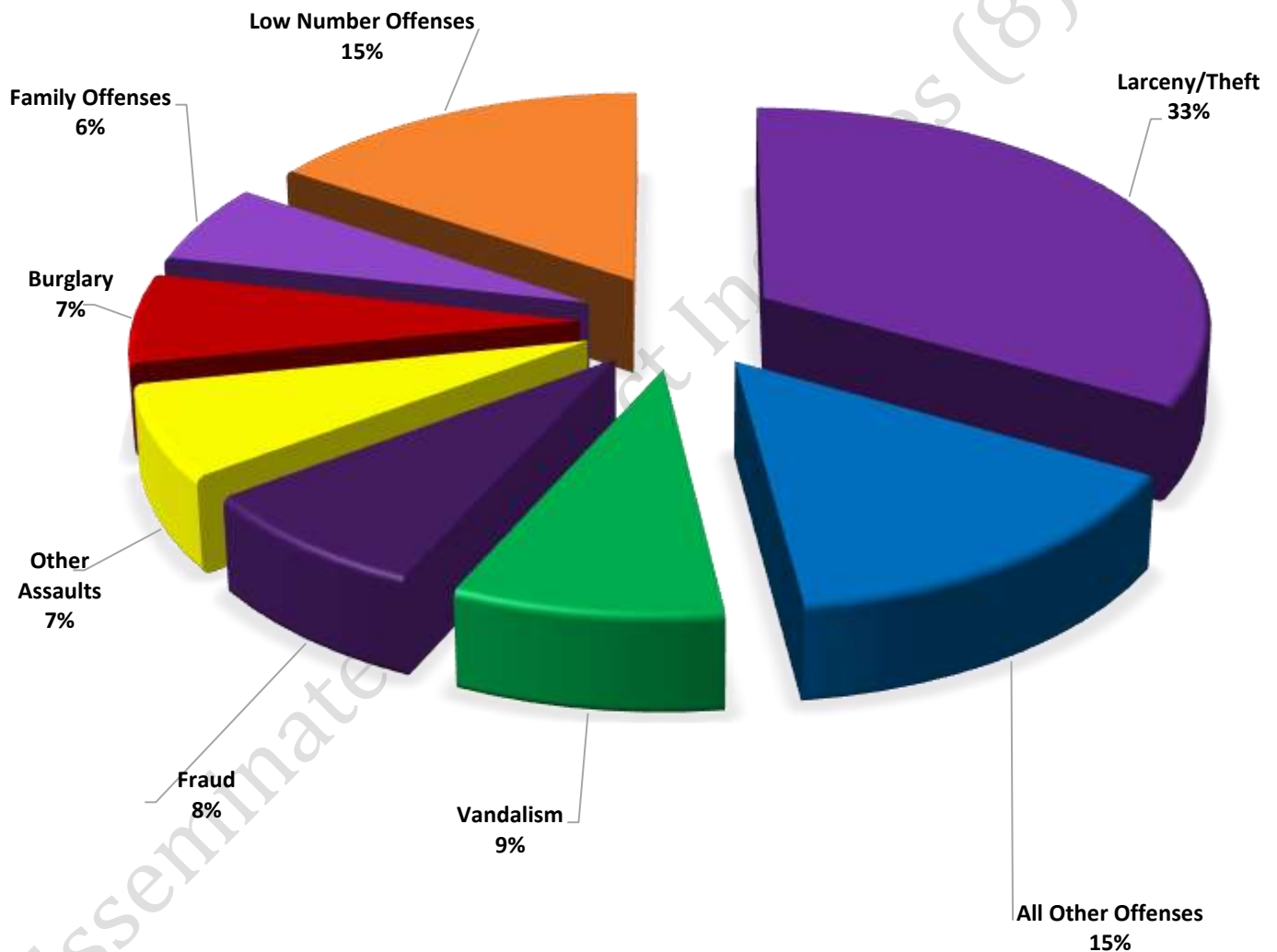
These figures represent preliminary counts of original Police Incident Reports and include all offenses within the above listed City Council District only. Full statistical analysis to determine the confidence level of this data has not been performed. The results contained herein are **approximate in relation to the listed area and may not fully coincide with data shown in other areas of SLCPD's Crime Statistics** page such as Calls for Service, Crimes Trending, and Crime Reports due to and reflective of departmental procedures that were in place at the time the event occurred and the date this data was compiled. Results displayed are not distinguished as attempted or completed crimes, do not include other calls for police service, and only represent police service where a report was made. Police Incident Reports are classified by primary offense categories as defined by the Uniform Crime Reporting (UCR) system, however for this report all offenses are included, and each incident may have more than one offense listed on it. In cases where there is more than one offense listed, all offenses are counted individually. Although every reasonable verification effort is made, the accuracy of any data is subject to the constraints of the report generation process as well as the manner, format, and point in time of any query.

PART I OFFENSES:	Chosen by the FBI as Part I Offenses because they are serious crimes that occur with regularity in all areas of the country and are likely to be reported to Police.
PART II OFFENSES:	All other crimes other than the eight Part I Offenses. The Uniform Crime Reporting Program gathers only arrest data for Part II Offenses, however, SLCPD results displayed in this document display all Part II Offenses, regardless of the presence of arrest data.
ALL OTHER OFFENSES:	<b>Under the Part II Offense section, 'All Other Offenses' include Peeping Tom, Trespass, Kidnap/Abduction, Pornography, Extortion/Blackmail, Bribery, Warrants, Sexual Offenses, Obstruction, Public Peace, and Hit &amp; Run.</b>
NON-UCR OFFENSES:	Non-UCR Offenses include reports for all other offenses not classified as a Part I or Part II Offense. Results displayed separate some of these offenses such as Ambulance Calls, Deaths, Missing Persons, Suicides, Suspicious Activity, and Traffic Accidents.
ALL OTHER NON-UCR:	<b>Under the Non-UCR category, 'All Other' include the remainder of offenses not classified as Part I or Part II and not separated from the Non-UCR Offenses. These include things such as Loud Parties, Barking Dogs, Mentally Ill Subjects, Citizen Assistance, etc.</b>
LOW NUMBER OFFENSES:	<b>On page two, in the interest of space and allowing for easier viewing, the category titled 'Low Number Offenses' include Part I and Part II Offenses from page one that have totals under the amount of 19.</b>

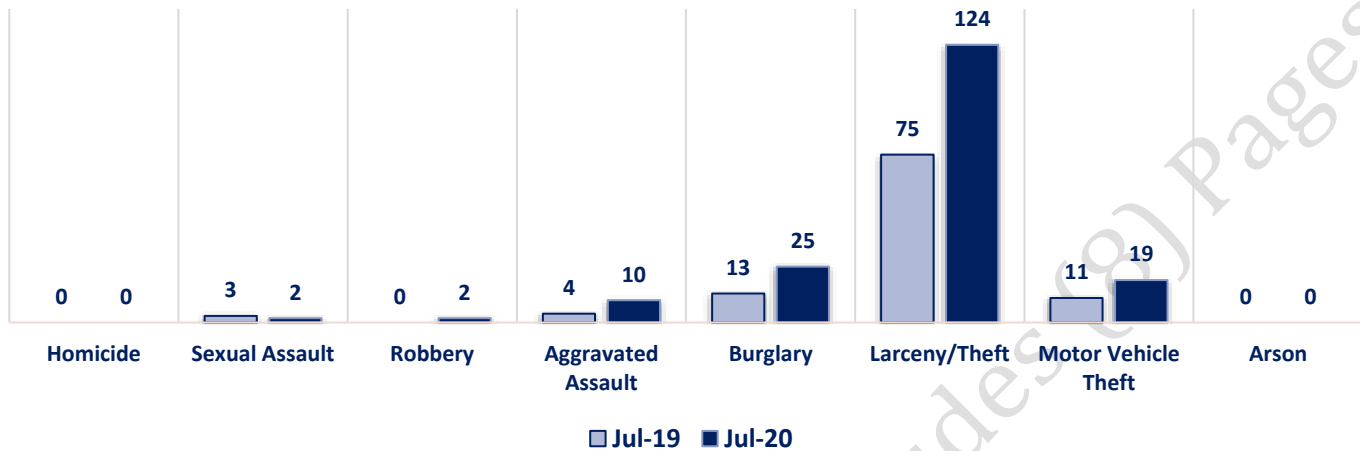
## Offenses

	OFFENSE	JUL 19	JUL 20	OFFENSE	JUL 19	JUL 20	
PART I OFFENSES	VIOLENT	Homicide	0	0	Other Assaults	26	26
		Sexual Assault	3	2	Forgery/Counterfeit	7	1
		Robbery	0	2	Fraud	18	30
		Aggravated Assault	4	10	Embezzlement	0	0
	PROPERTY	Burglary	13	25	Stolen Property	1	3
		Larceny/Theft	75	124	Vandalism	25	33
		Motor Vehicle Theft	11	19	Weapons	2	0
		Arson	0	0	Prostitution	0	0
	PART I TOTALS		106	182	Sex Offenses	4	0
NON-UCR OFFENSES		Ambulance Calls	11	19	Drug Abuse	6	6
		Deaths	2	6	Gambling	0	0
		Missing Persons	1	2	Family Offenses	27	22
		Suicides	0	0	DUI	1	2
		Suspicious Activity	8	13	Liquor Laws	2	0
		Traffic Accidents	50	37	Drunkenness	4	5
		All Other	96	71	Disorderly Conduct	8	7
		NON-UCR TOTALS	168	148	All Other Offenses	69	55
		PART I OFFENSES	106	182	Curfew/Loitering	0	0
TOTALS		PART II OFFENSES	200	191	Runaway	0	1
		NON-UCR OFFENSES	168	148	PART II TOTALS	200	191
		TOTAL	474	521			

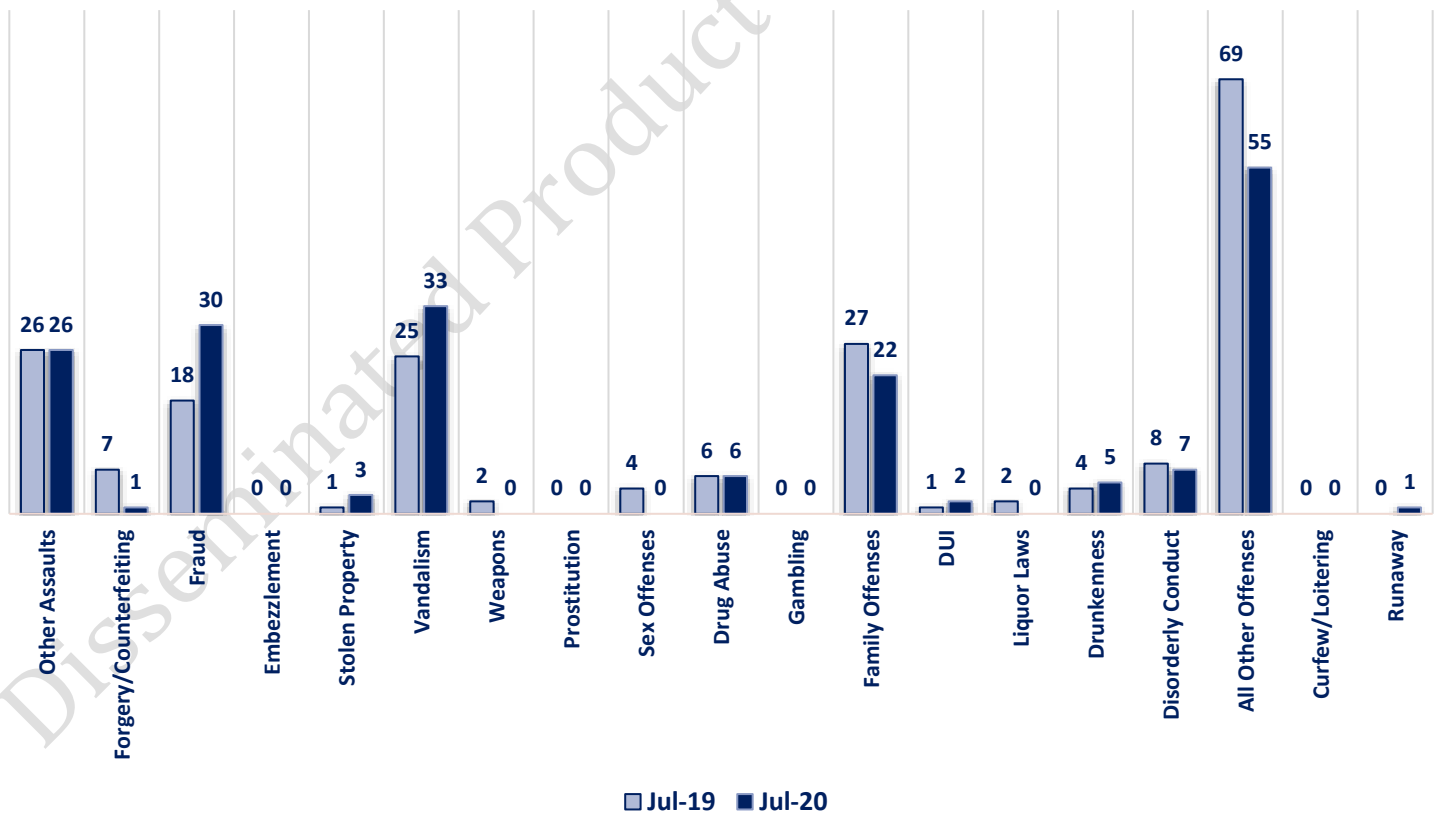
**JULY 2020- PART I & II OFFENSE PERCENTAGES**



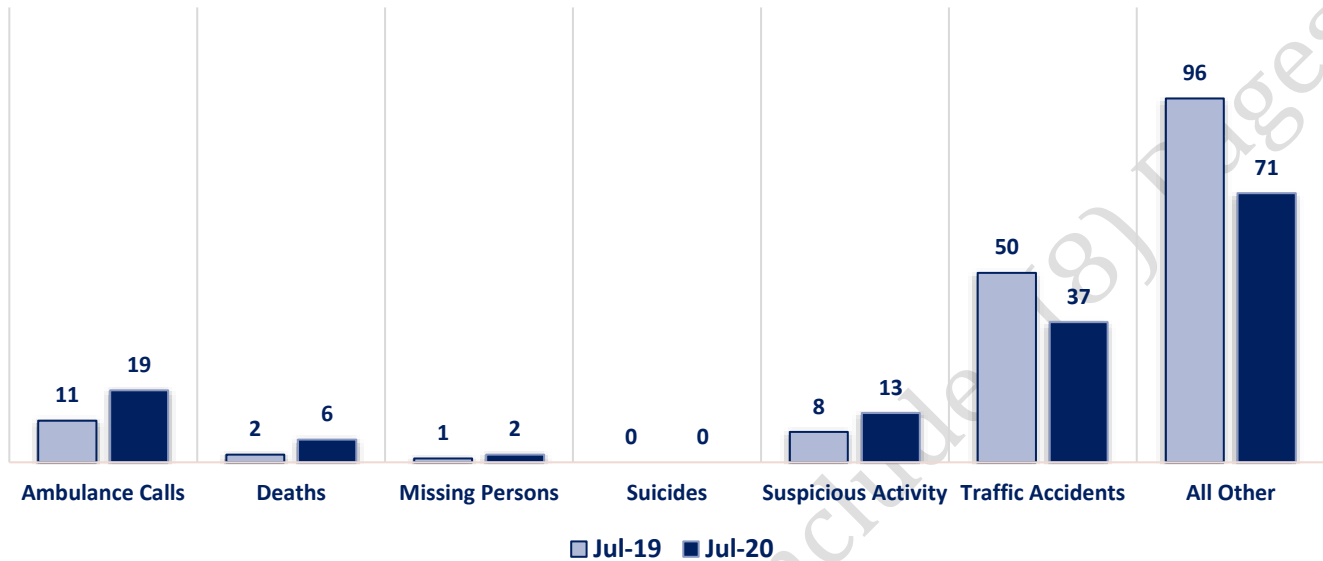
### Part I Offenses



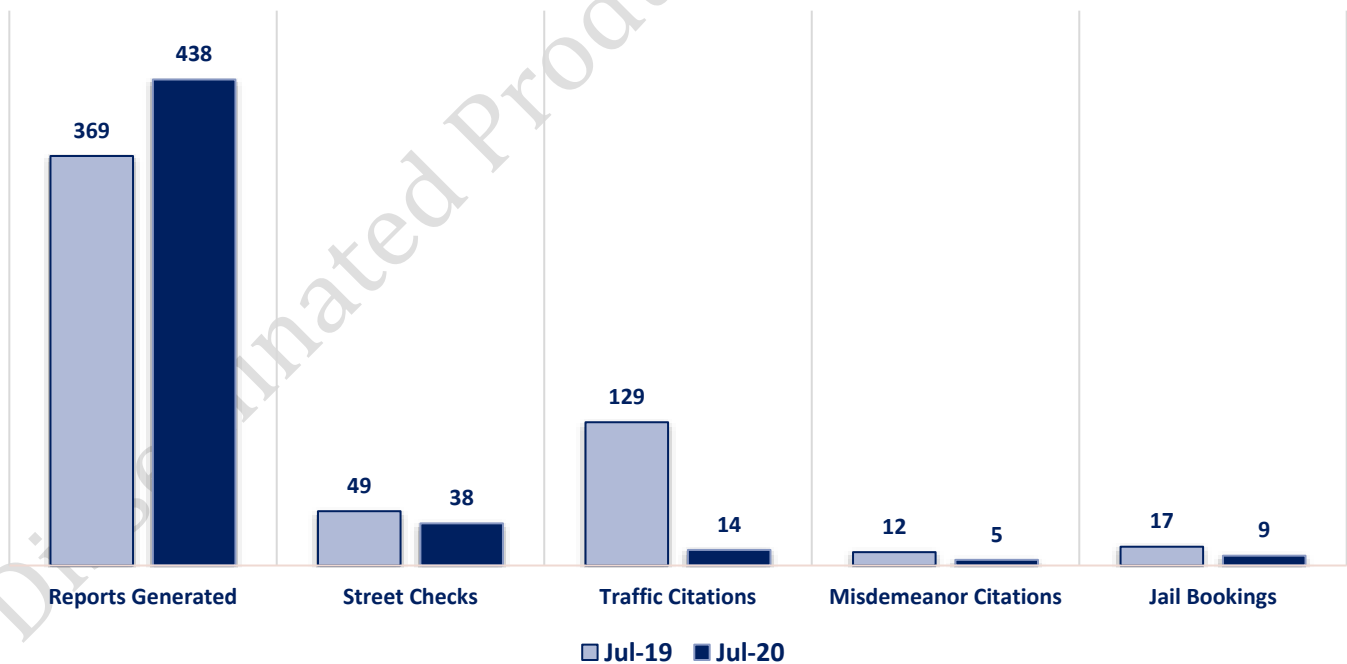
### Part II Offenses



### Non-UCR Offenses

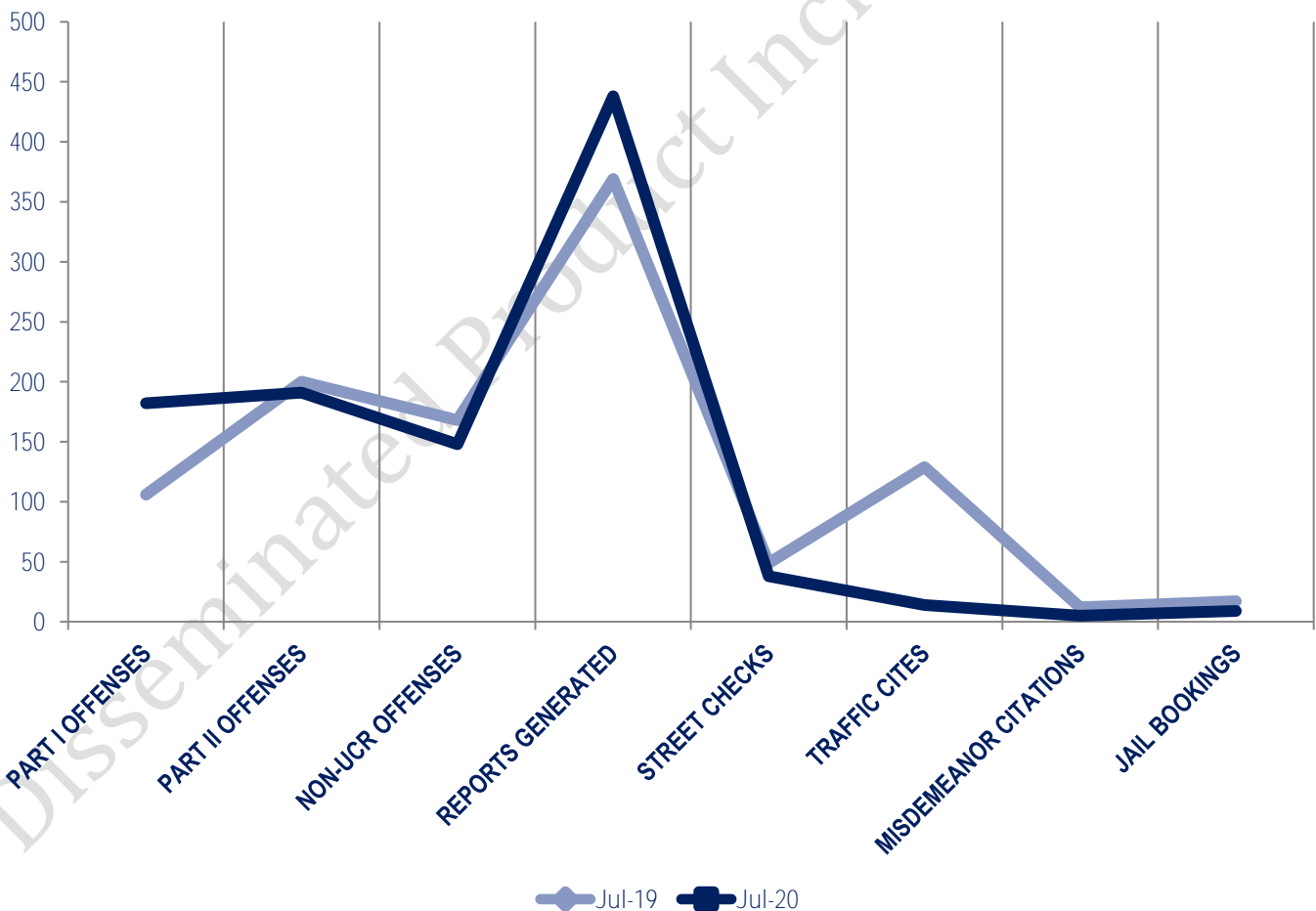


### Other Event Totals



### Combined Offense/Event Trends

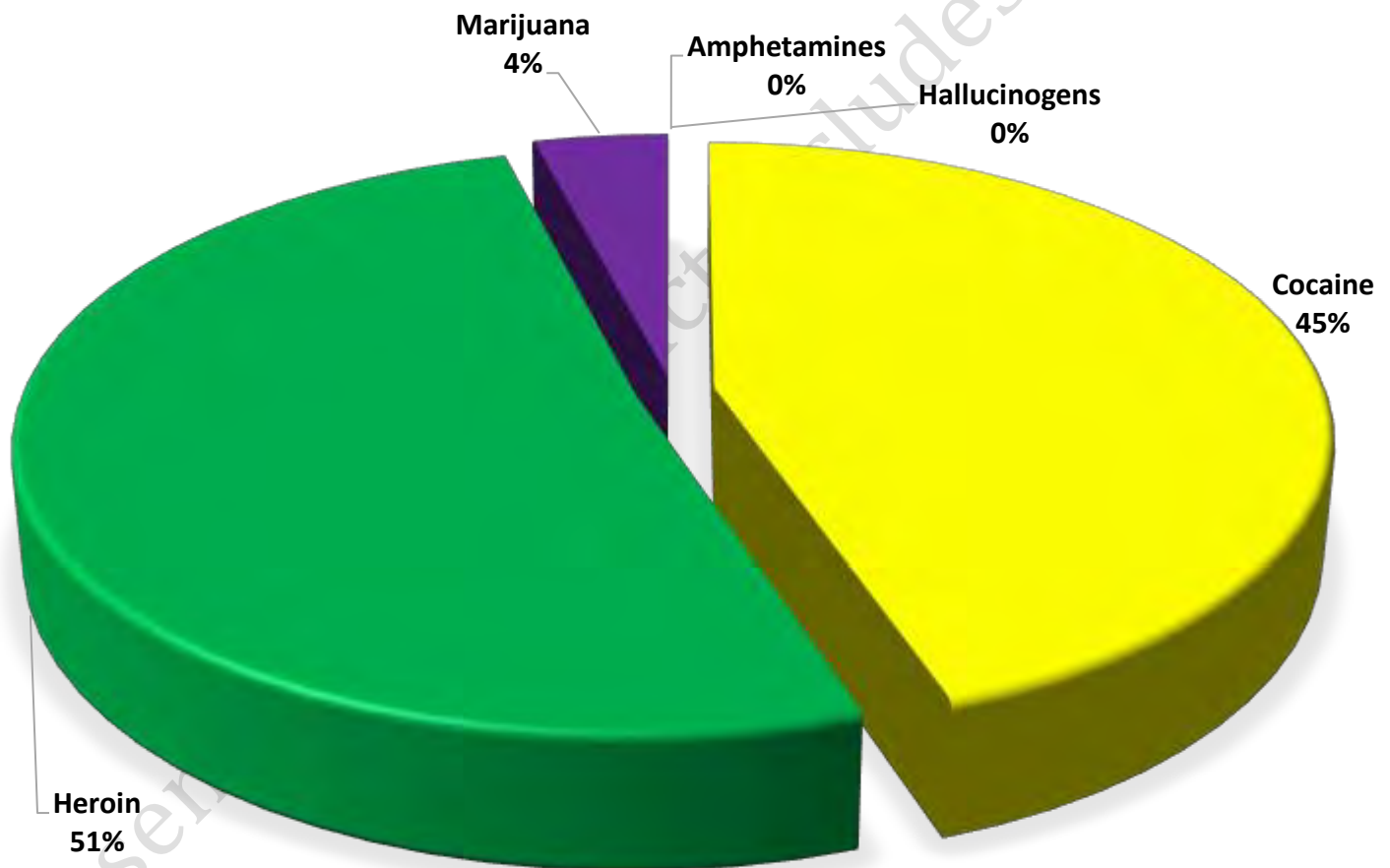
	JULY 2019	JULY 2020
<b>Part I Offenses</b>	106	182
<b>Part II Offenses</b>	200	191
<b>NonUCR Offenses</b>	168	148
<b>Reports Generated</b>	369	438
<b>Street Checks</b>	49	38
<b>Traffic Citations</b>	129	14
<b>Misdemeanor Citations</b>	12	5
<b>Jail Bookings</b>	17	9



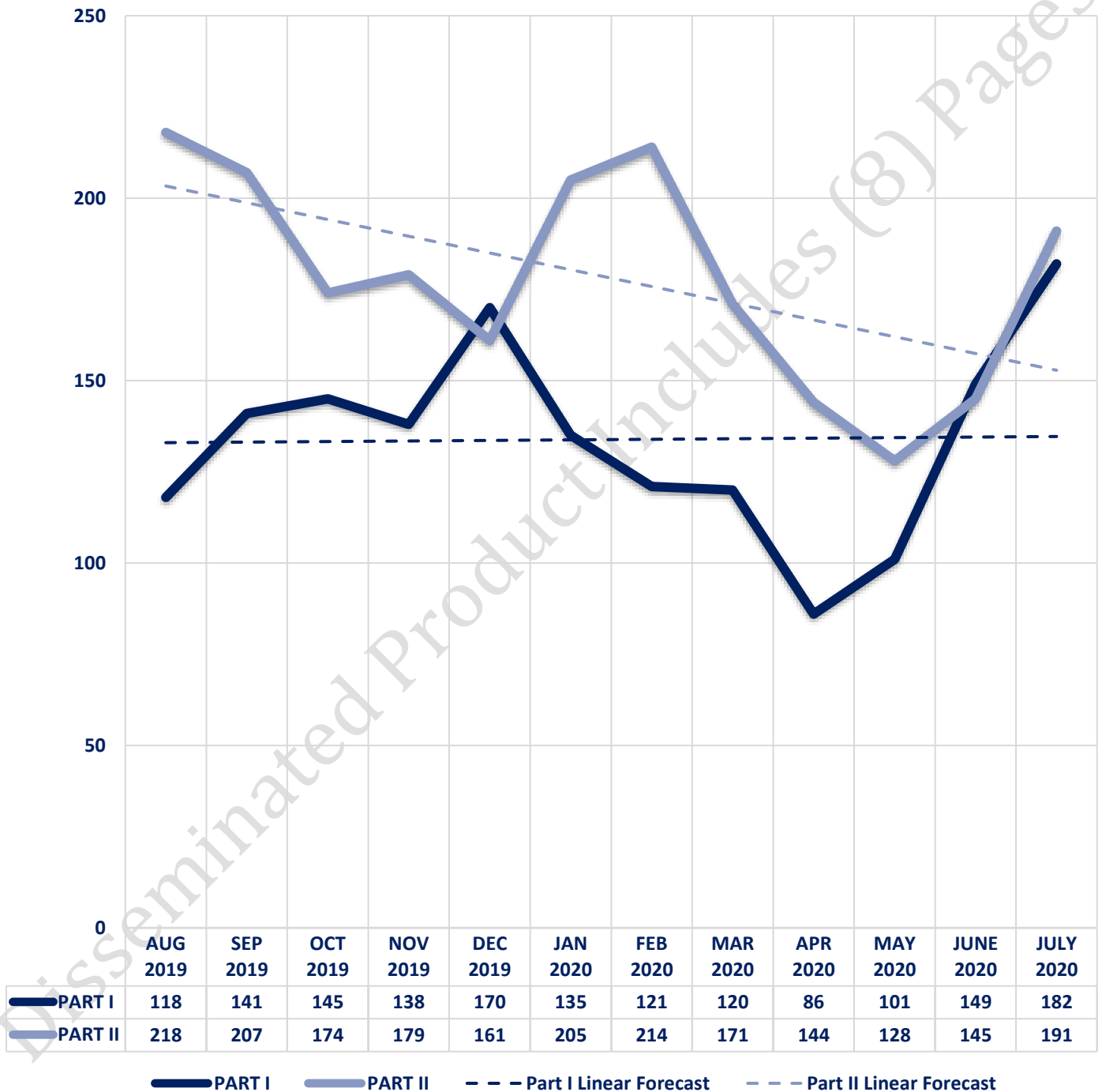


### Seized Drugs

TYPE	DOSES	STREET VALUE
Cocaine	56.0	\$ 560.00
Heroin	64.0	\$ 640.00
Marijuana	5.1	\$ 30.69
Hallucinogens	0.0	\$ -
Amphetamines	0.0	\$ -
<b>TOTAL</b>	<b>125.1</b>	<b>\$ 1,230.69</b>



### Part I & II Offenses - One Year





## CITY COUNCIL DISTRICT #7

### MONTHLY OFFENSE SUMMARY

August 2020

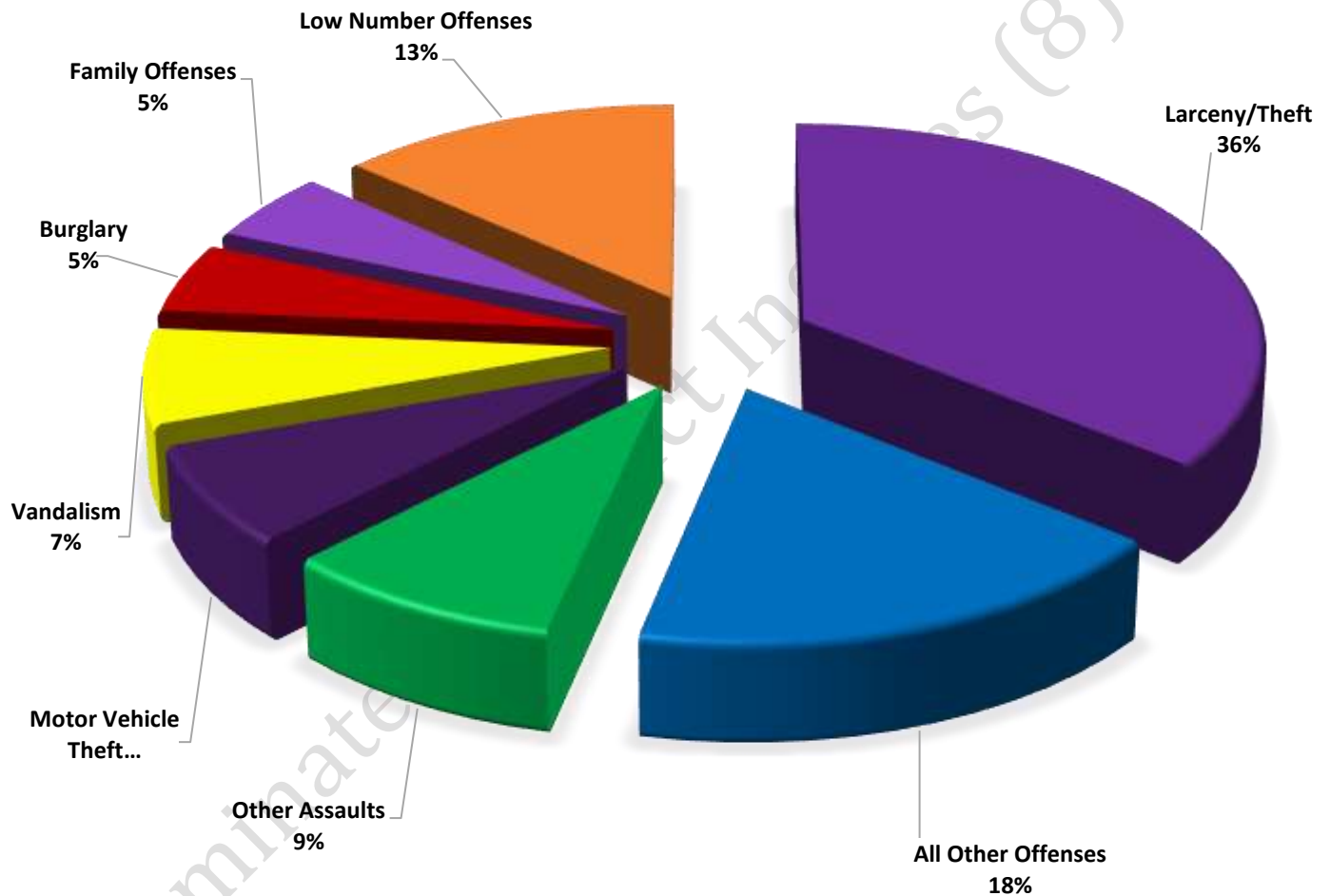
These figures represent preliminary counts of original Police Incident Reports and include all offenses within the above listed City Council District only. Full statistical analysis to determine the confidence level of this data has not been performed. The results contained herein are **approximate in relation to the listed area and may not fully coincide with data shown in other areas of SLCPD's Crime Statistics** page such as Calls for Service, Crimes Trending, and Crime Reports due to and reflective of departmental procedures that were in place at the time the event occurred and the date this data was compiled. Results displayed are not distinguished as attempted or completed crimes, do not include other calls for police service, and only represent police service where a report was made. Police Incident Reports are classified by primary offense categories as defined by the Uniform Crime Reporting (UCR) system, however for this report all offenses are included, and each incident may have more than one offense listed on it. In cases where there is more than one offense listed, all offenses are counted individually. Although every reasonable verification effort is made, the accuracy of any data is subject to the constraints of the report generation process as well as the manner, format, and point in time of any query.

PART I OFFENSES:	Chosen by the FBI as Part I Offenses because they are serious crimes that occur with regularity in all areas of the country and are likely to be reported to Police.
PART II OFFENSES:	All other crimes other than the eight Part I Offenses. The Uniform Crime Reporting Program gathers only arrest data for Part II Offenses, however, SLCPD results displayed in this document display all Part II Offenses, regardless of the presence of arrest data.
ALL OTHER OFFENSES:	<b>Under the Part II Offense section, 'All Other Offenses' include Peeping Tom, Trespass, Kidnap/Abduction, Pornography, Extortion/Blackmail, Bribery, Warrants, Sexual Offenses, Obstruction, Public Peace, and Hit &amp; Run.</b>
NON-UCR OFFENSES:	Non-UCR Offenses include reports for all other offenses not classified as a Part I or Part II Offense. Results displayed separate some of these offenses such as Ambulance Calls, Deaths, Missing Persons, Suicides, Suspicious Activity, and Traffic Accidents.
ALL OTHER NON-UCR:	<b>Under the Non-UCR category, 'All Other' include the remainder of offenses not classified as Part I or Part II and not separated from the Non-UCR Offenses. These include things such as Loud Parties, Barking Dogs, Mentally Ill Subjects, Citizen Assistance, etc.</b>
LOW NUMBER OFFENSES:	<b>On page two, in the interest of space and allowing for easier viewing, the category titled 'Low Number Offenses' include Part I and Part II Offenses from page one that have totals under the amount of 13.</b>

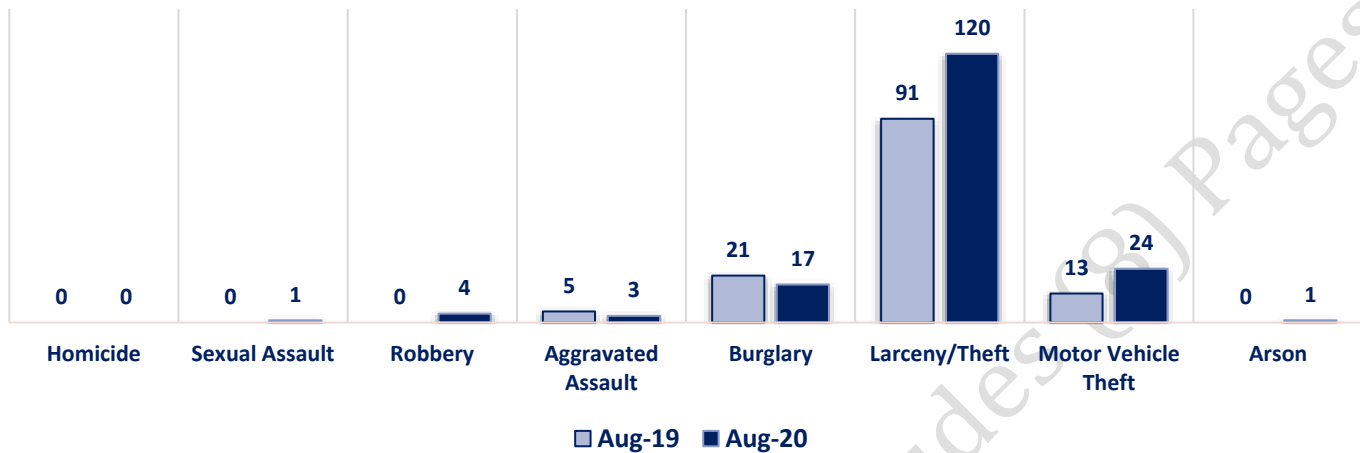
## Offenses

PART I OFFENSES		OFFENSE		AUG 19	AUG 20	PART II OFFENSES			
		OFFENSE		AUG 19	AUG 20				
		Homicide		0	0				
		Sexual Assault		0	1				
		Robbery		0	4				
		Aggravated Assault		5	3				
		Burglary		21	17				
		Larceny/Theft		91	120				
		Motor Vehicle Theft		13	24				
		Arson		0	1				
PART I TOTALS		130	170	Sex Offenses		1	0		
NON-UCR OFFENSES		Ambulance Calls		20	13	Drug Abuse		15	7
		Deaths		4	5	Gambling		0	0
		Missing Persons		3	4	Family Offenses		31	17
		Suicides		0	0	DUI		4	2
		Suspicious Activity		9	12	Liquor Laws		1	0
		Traffic Accidents		59	42	Drunkenness		14	4
		All Other		96	94	Disorderly Conduct		6	3
		NON-UCR TOTALS		191	170	All Other Offenses		69	59
PART I OFFENSES		130	170	Curfew/Loitering		0	0		
PART II OFFENSES		224	165	Runaway		0	3		
NON-UCR OFFENSES		191	170	PART II TOTALS		224	165		
TOTAL		545	505						

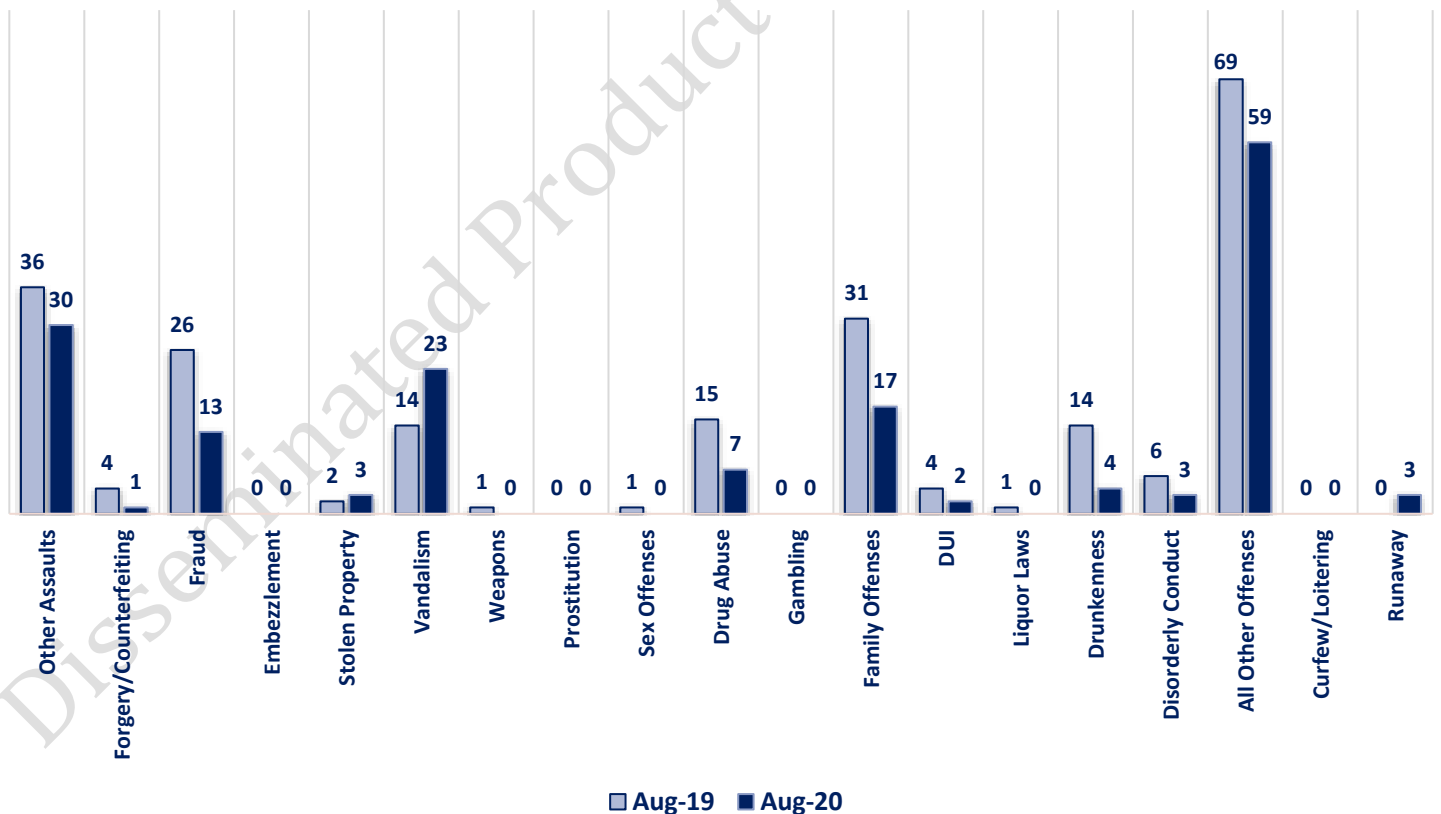
**AUGUST 2020- PART I & II OFFENSE PERCENTAGES**



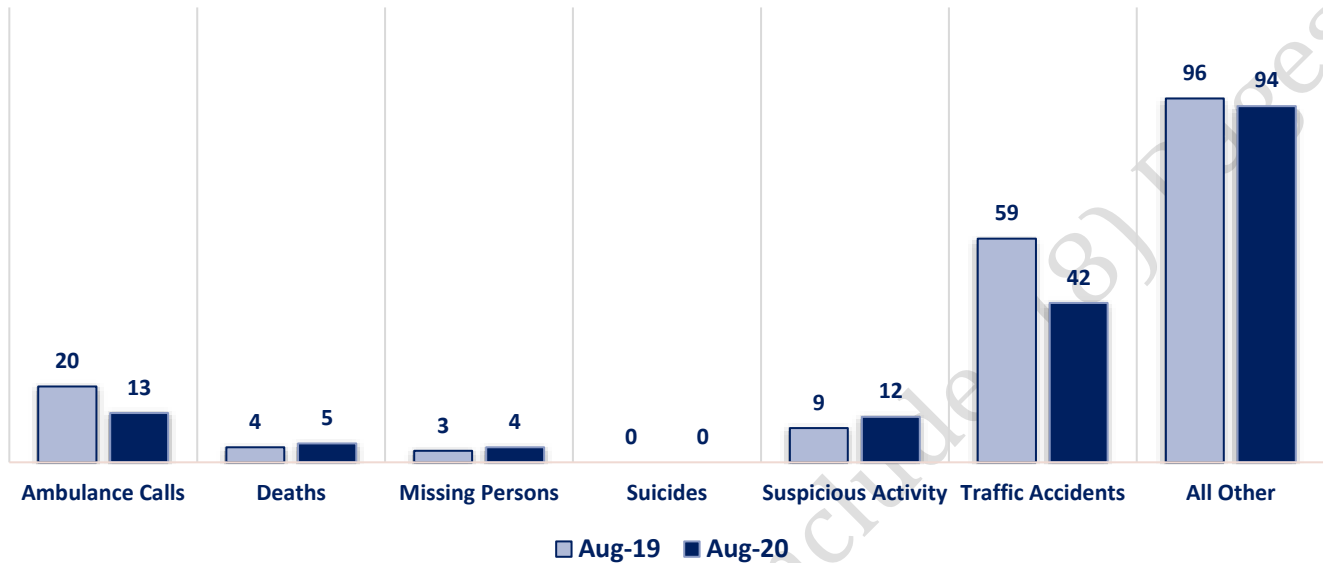
### Part I Offenses



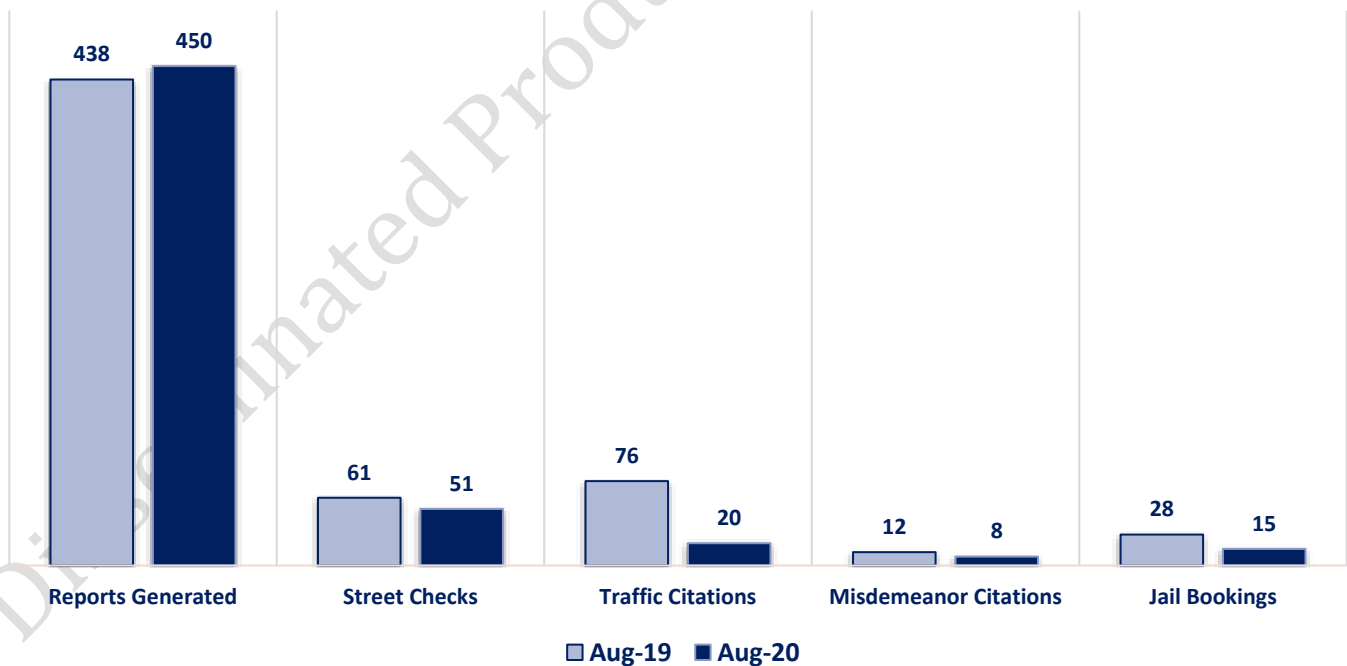
### Part II Offenses



### Non-UCR Offenses



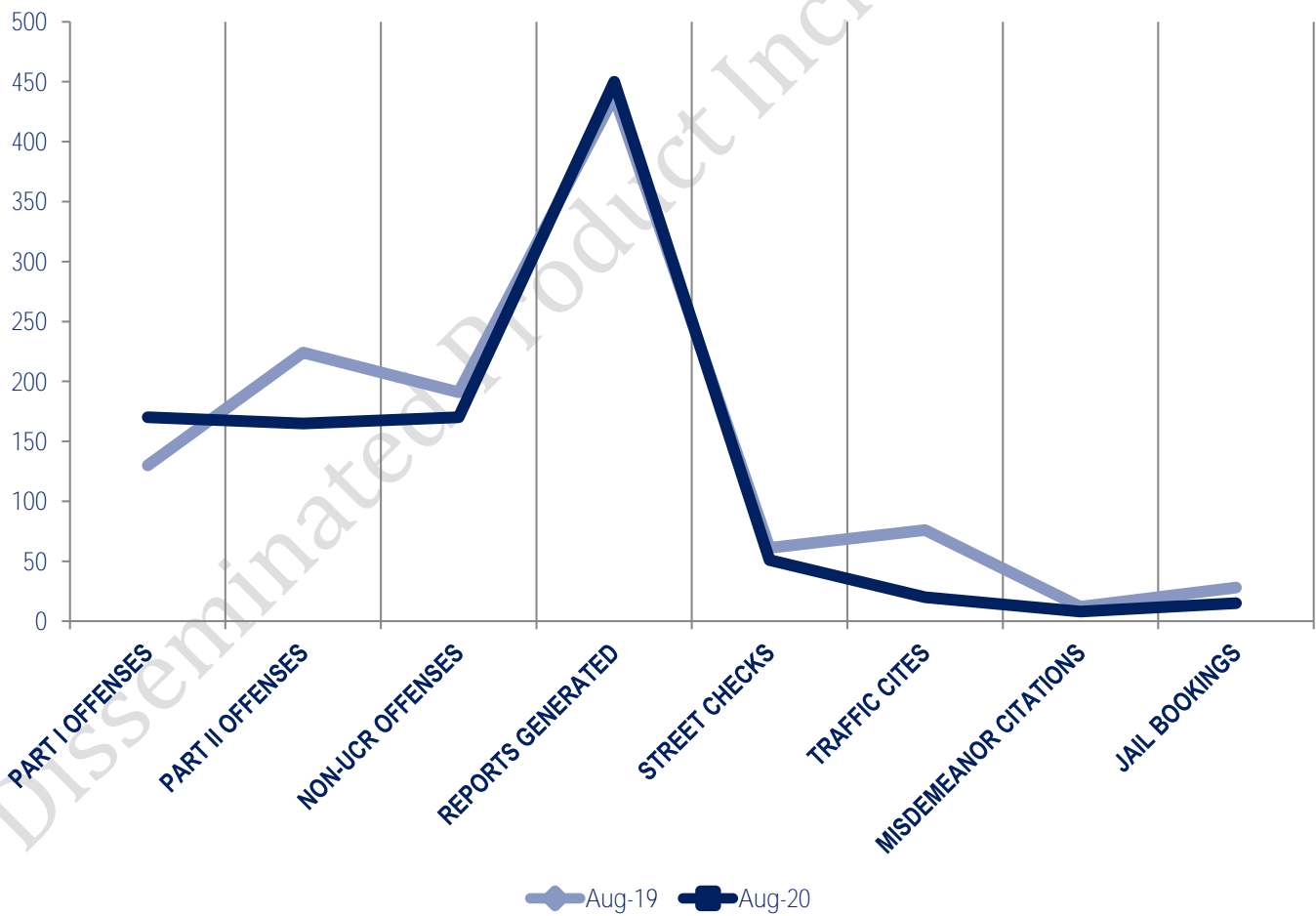
### Other Event Totals





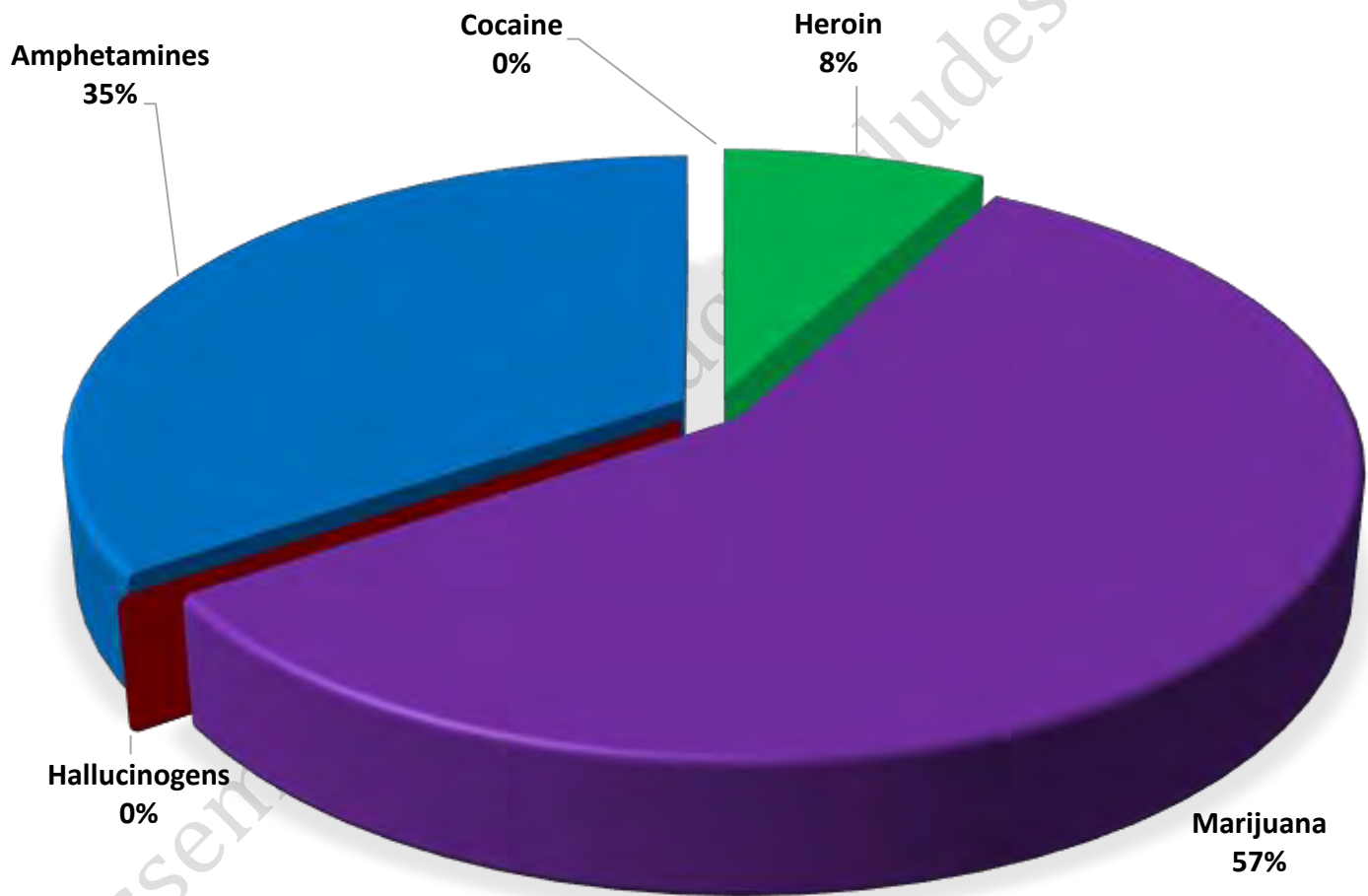
### Combined Offense/Event Trends

	AUG 2019	AUG 2020
<b>Part I Offenses</b>	130	170
<b>Part II Offenses</b>	224	165
<b>NonUCR Offenses</b>	191	170
<b>Reports Generated</b>	438	450
<b>Street Checks</b>	61	51
<b>Traffic Citations</b>	76	20
<b>Misdemeanor Citations</b>	12	8
<b>Jail Bookings</b>	28	15

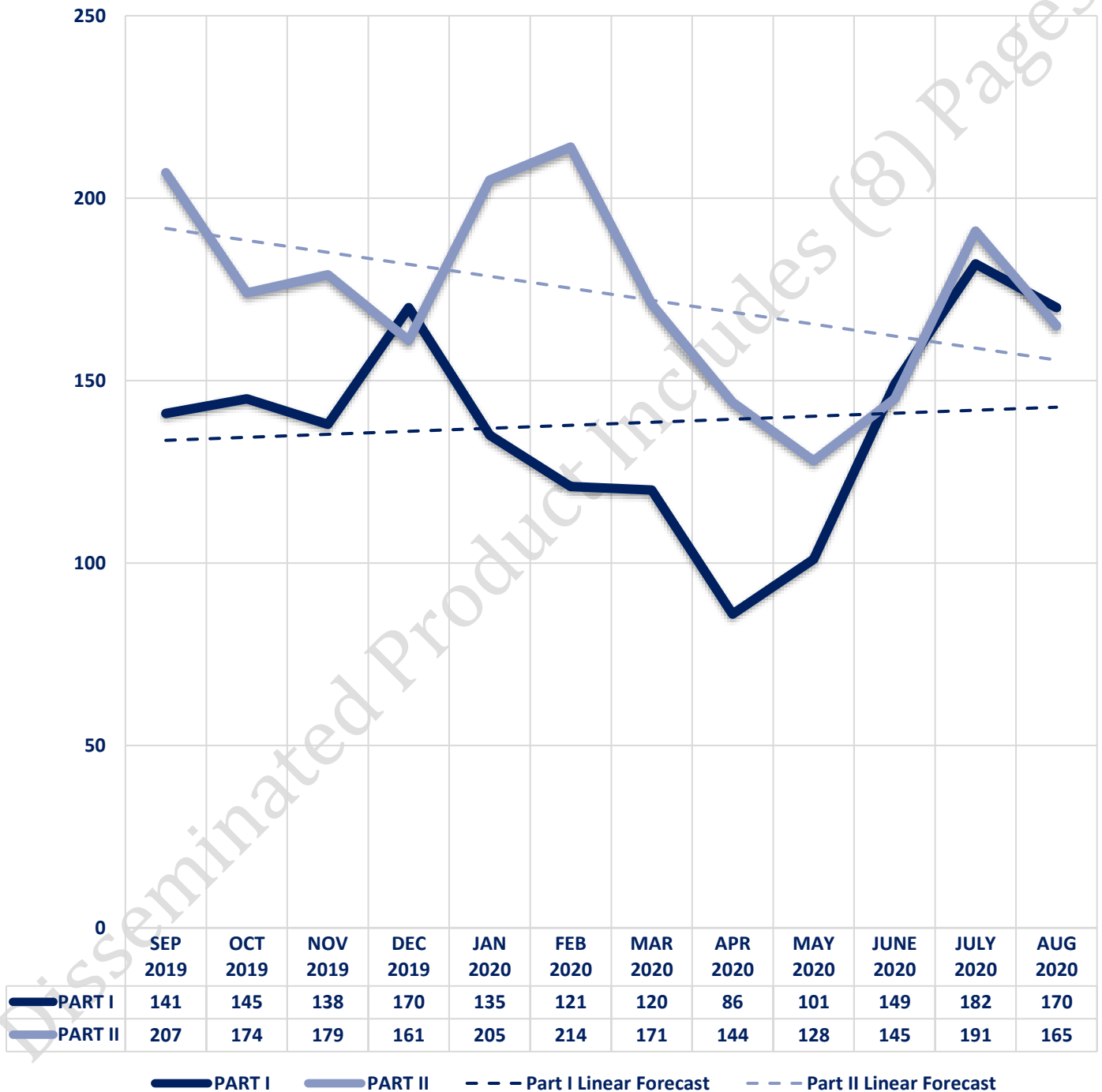


### Seized Drugs

TYPE	DOSES	STREET VALUE
Cocaine	0.0	\$ -
Heroin	12.0	\$ 120.00
Marijuana	86.6	\$ 519.59
Hallucinogens	0.0	\$ -
Amphetamines	52.0	\$ 520.00
<b>TOTAL</b>	<b>150.6</b>	<b>\$ 1,159.59</b>



### Part I & II Offenses - One Year





## CITY COUNCIL DISTRICT #7 MONTHLY OFFENSE SUMMARY

SEPTEMBER 2020

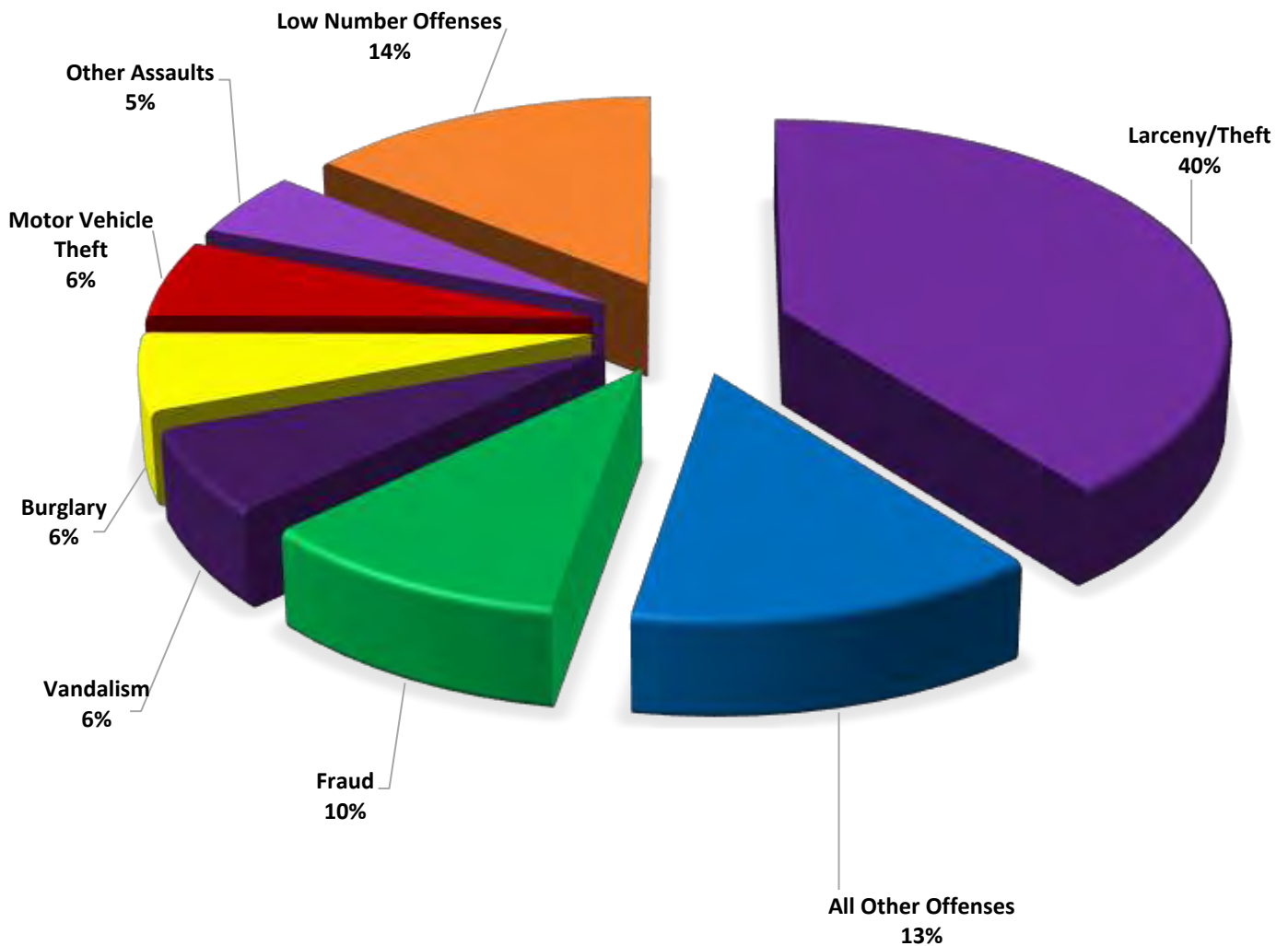
These figures represent preliminary counts of original Police Incident Reports and include all offenses within the above listed City Council District only. Full statistical analysis to determine the confidence level of this data has not been performed. The results contained herein are **approximate in relation to the listed area and may not fully coincide with data shown in other areas of SLCPD's Crime Statistics** page such as Calls for Service, Crimes Trending, and Crime Reports due to and reflective of departmental procedures that were in place at the time the event occurred and the date this data was compiled. Results displayed are not distinguished as attempted or completed crimes, do not include other calls for police service, and only represent police service where a report was made. Police Incident Reports are classified by primary offense categories as defined by the Uniform Crime Reporting (UCR) system, however for this report all offenses are included, and each incident may have more than one offense listed on it. In cases where there is more than one offense listed, all offenses are counted individually. Although every reasonable verification effort is made, the accuracy of any data is subject to the constraints of the report generation process as well as the manner, format, and point in time of any query.

PART I OFFENSES:	Chosen by the FBI as Part I Offenses because they are serious crimes that occur with regularity in all areas of the country and are likely to be reported to Police.
PART II OFFENSES:	All other crimes other than the eight Part I Offenses. The Uniform Crime Reporting Program gathers only arrest data for Part II Offenses, however, SLCPD results displayed in this document display all Part II Offenses, regardless of the presence of arrest data.
ALL OTHER OFFENSES:	<b>Under the Part II Offense section, 'All Other Offenses' include Peeping Tom, Trespass, Kidnap/Abduction, Pornography, Extortion/Blackmail, Bribery, Warrants, Sexual Offenses, Obstruction, Public Peace, and Hit &amp; Run.</b>
NON-UCR OFFENSES:	Non-UCR Offenses include reports for all other offenses not classified as a Part I or Part II Offense. Results displayed separate some of these offenses such as Ambulance Calls, Deaths, Missing Persons, Suicides, Suspicious Activity, and Traffic Accidents.
ALL OTHER NON-UCR:	<b>Under the Non-UCR category, 'All Other' include the remainder of offenses not classified as Part I or Part II and not separated from the Non-UCR Offenses. These include things such as Loud Parties, Barking Dogs, Mentally Ill Subjects, Citizen Assistance, etc.</b>
LOW NUMBER OFFENSES:	<b>On page two, in the interest of space and allowing for easier viewing, the category titled 'Low Number Offenses' include Part I and Part II Offenses from page one that have totals under the amount of 13.</b>

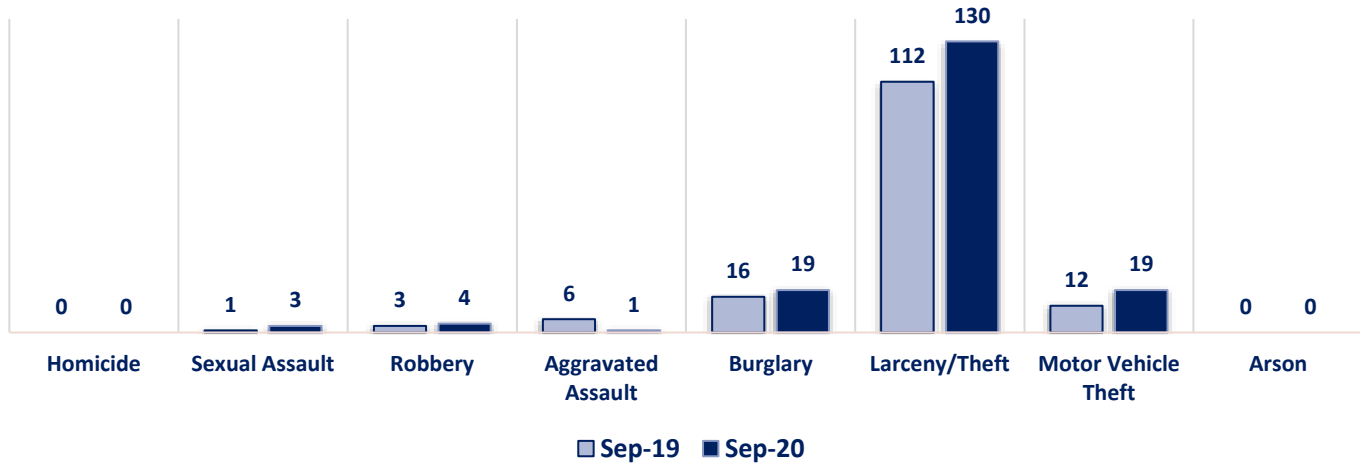
## Offenses

PART I OFFENSES	OFFENSE	SEPT 19	SEPT 20	OFFENSE	SEPT 19	SEPT 20
	Homicide	0	0	Other Assaults	18	16
	Sexual Assault	1	3	Forgery/Counterfeit	8	1
	Robbery	3	4	Fraud	31	34
	Aggravated Assault	6	1	Embezzlement	0	0
	Burglary	16	19	Stolen Property	0	4
	Larceny/Theft	112	130	Vandalism	31	21
	Motor Vehicle Theft	12	19	Weapons	4	0
	Arson	0	0	Prostitution	0	0
NON-UCR OFFENSES	<b>PART I TOTALS</b>	<b>150</b>	<b>176</b>	Sex Offenses	1	0
	Ambulance Calls	10	7	Drug Abuse	26	5
	Deaths	3	5	Gambling	0	0
	Missing Persons	1	2	Family Offenses	10	13
	Suicides	2	0	DUI	7	2
	Suspicious Activity	12	14	Liquor Laws	1	0
	Traffic Accidents	77	57	Drunkenness	6	6
	All Other	89	93	Disorderly Conduct	4	6
	<b>NON-UCR TOTALS</b>	<b>194</b>	<b>178</b>	All Other Offenses	72	44
TOTALS	<b>PART I OFFENSES</b>	<b>150</b>	<b>176</b>	Curfew/Loitering	0	0
	<b>PART II OFFENSES</b>	<b>221</b>	<b>154</b>	Runaway	2	2
	<b>NON-UCR OFFENSES</b>	<b>194</b>	<b>178</b>	<b>PART II TOTALS</b>	<b>221</b>	<b>154</b>
	<b>TOTAL</b>	<b>565</b>	<b>508</b>			

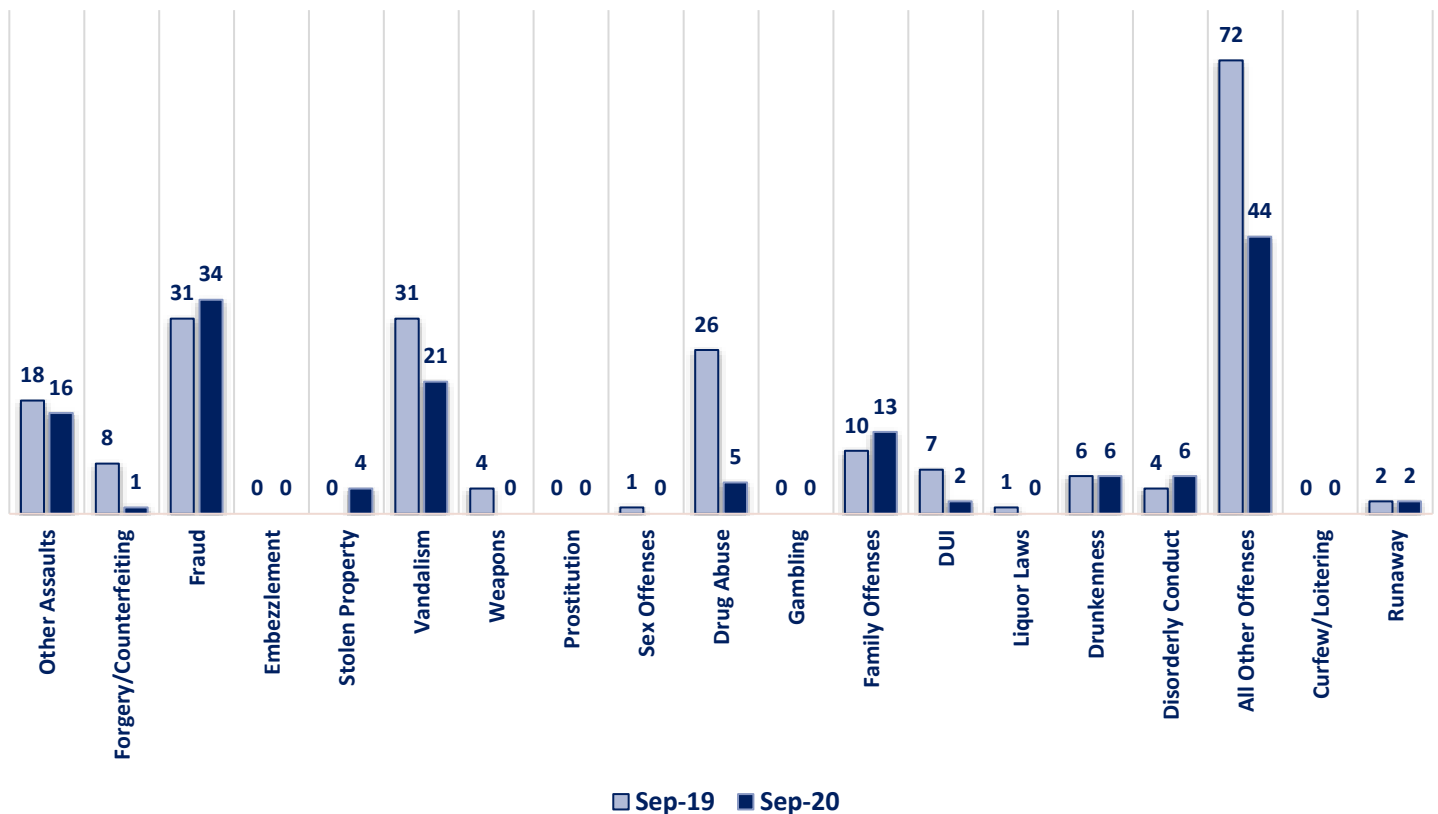
### SEPTEMBER 2020 - PART I & II OFFENSE PERCENTAGES



### Part I Offenses

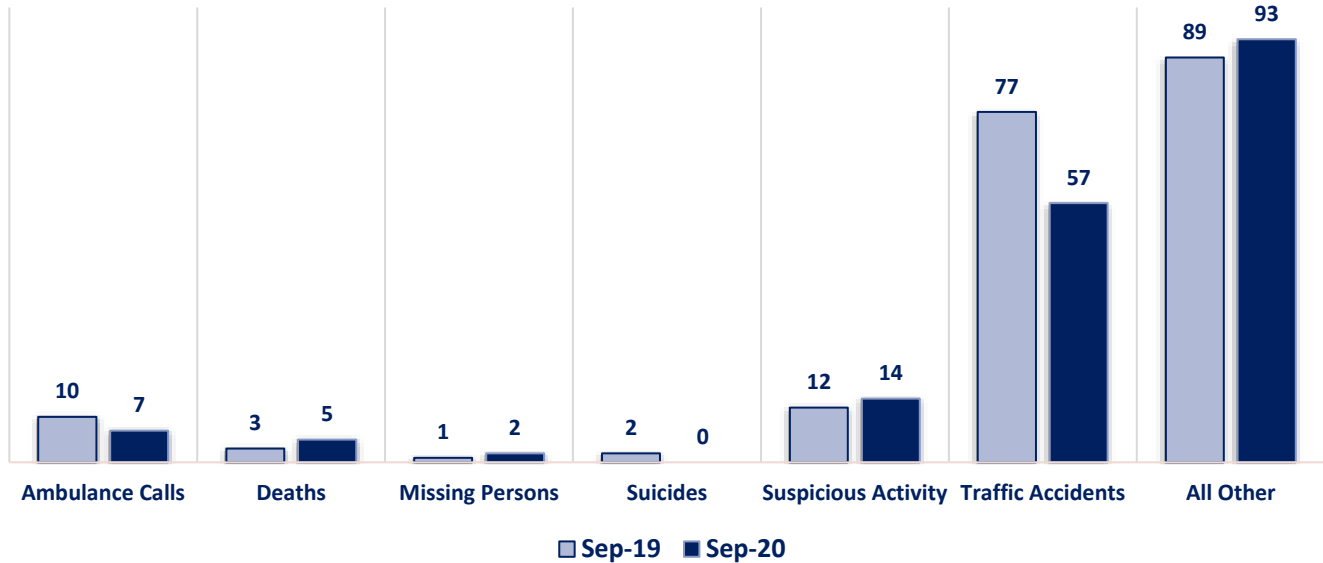


### Part II Offenses

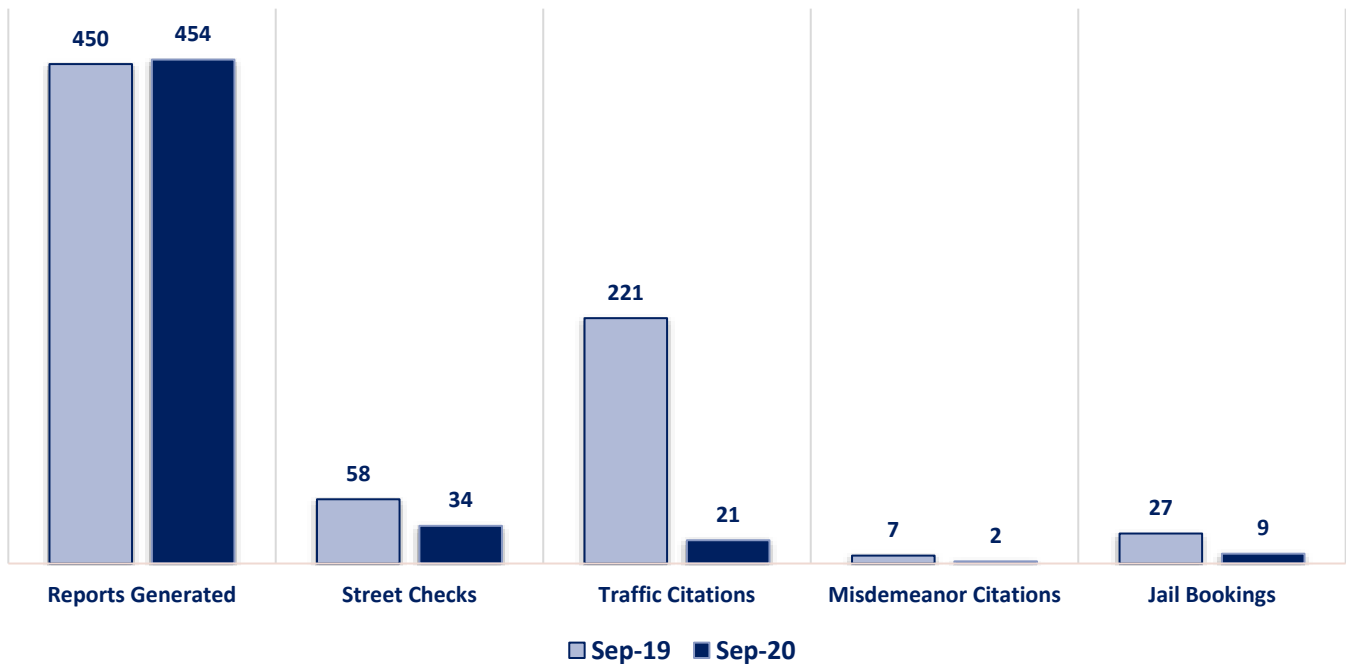




### Non-UCR Offenses

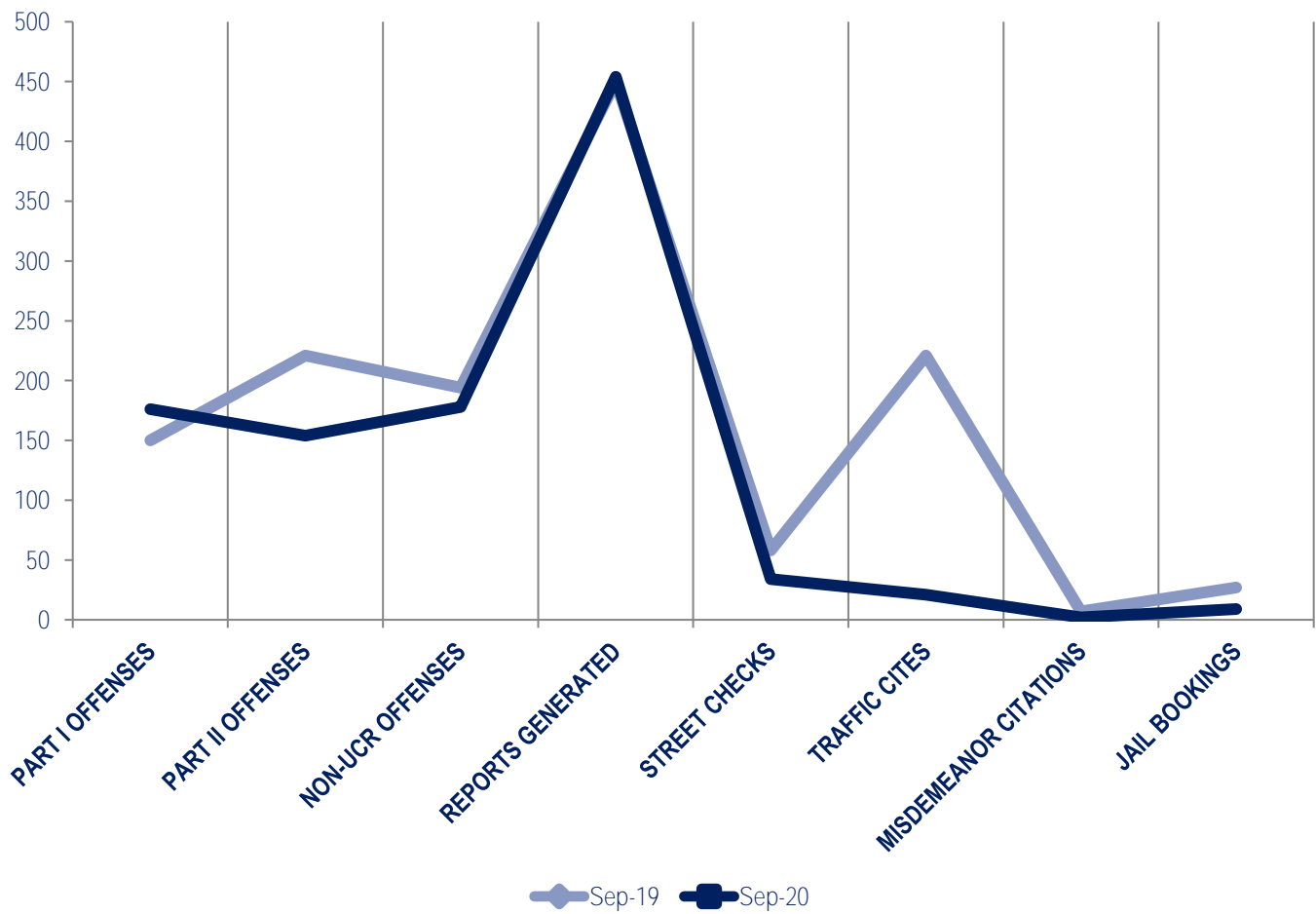


### Other Event Totals



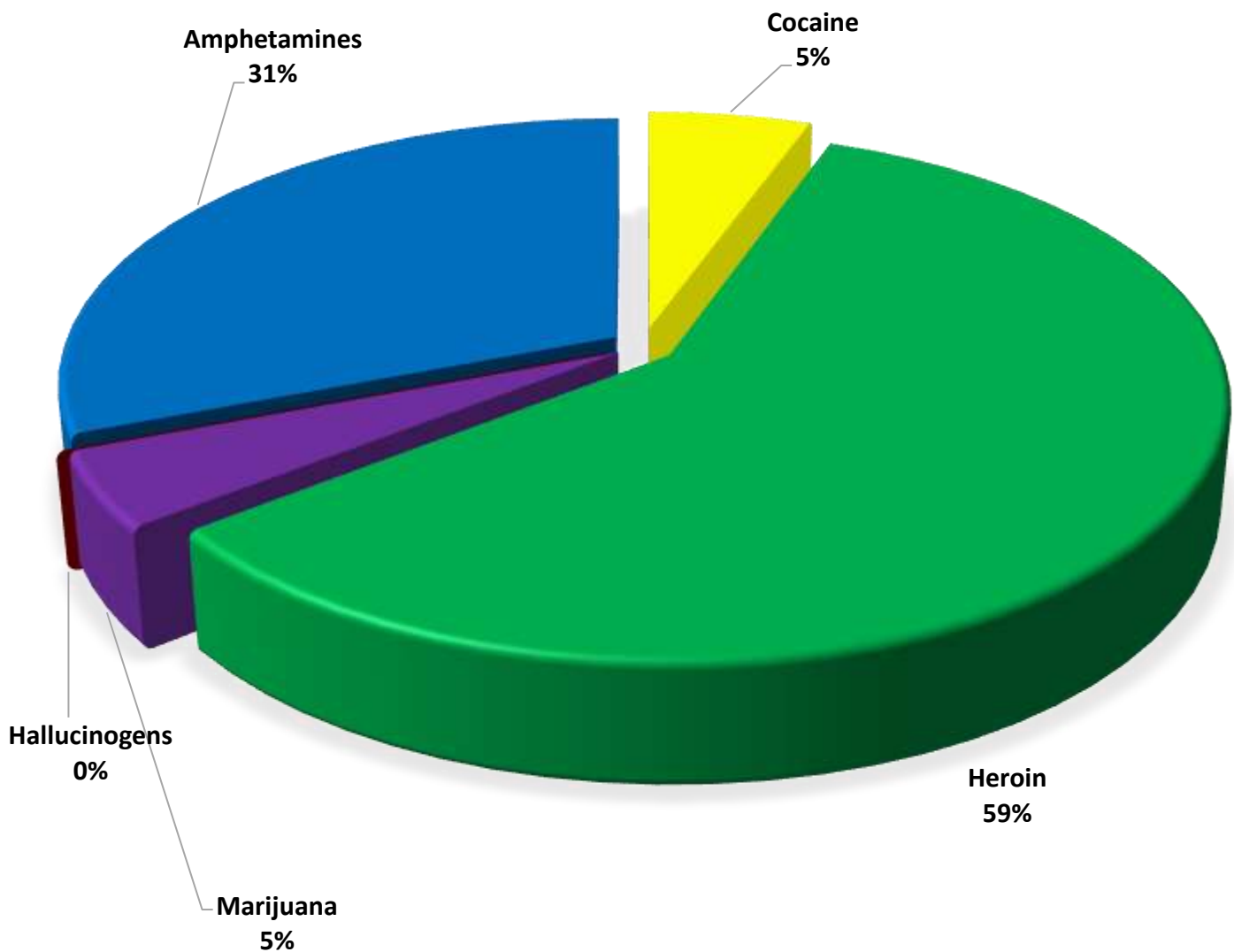
### Combined Offense/Event Trends

	SEPT 2019	SEPT 2020
<b>Part I Offenses</b>	150	176
<b>Part II Offenses</b>	221	154
<b>NonUCR Offenses</b>	194	178
<b>Reports Generated</b>	450	454
<b>Street Checks</b>	58	34
<b>Traffic Citations</b>	221	21
<b>Misdemeanor Citations</b>	7	2
<b>Jail Bookings</b>	27	9

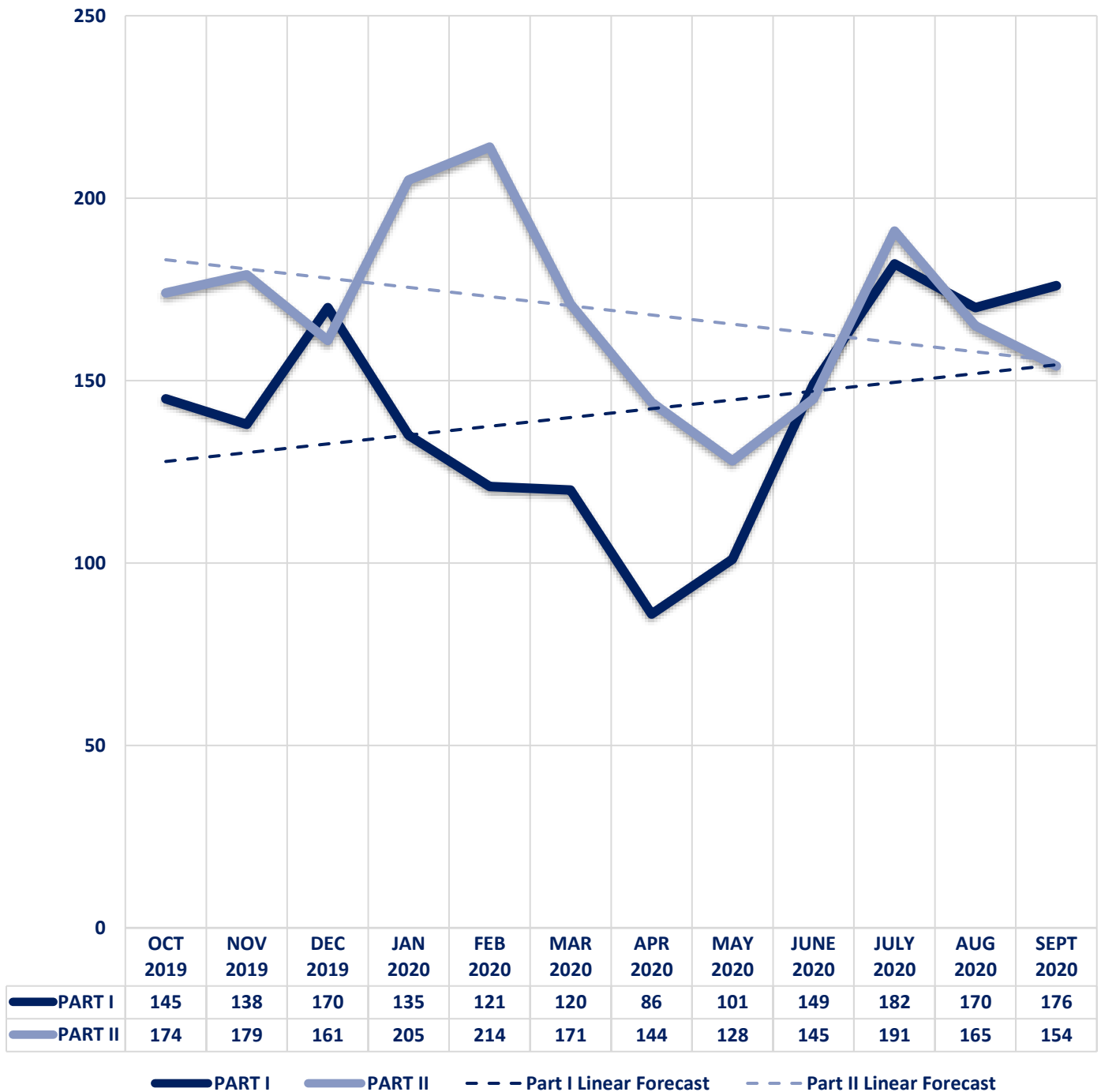


### Seized Drugs

TYPE	DOSES	STREET VALUE
Cocaine	161.0	\$ 1,610.00
Heroin	1712.2	\$ 17,122.20
Marijuana	135.8	\$ 814.79
Hallucinogens	0.0	\$ -
Amphetamines	897.5	\$ 8,975.00
<b>TOTAL</b>	<b>2906.5</b>	<b>\$ 28,521.99</b>



### Part I & II Offenses - One Year





## CITY COUNCIL DISTRICT #7

### MONTHLY OFFENSE SUMMARY

October 2020

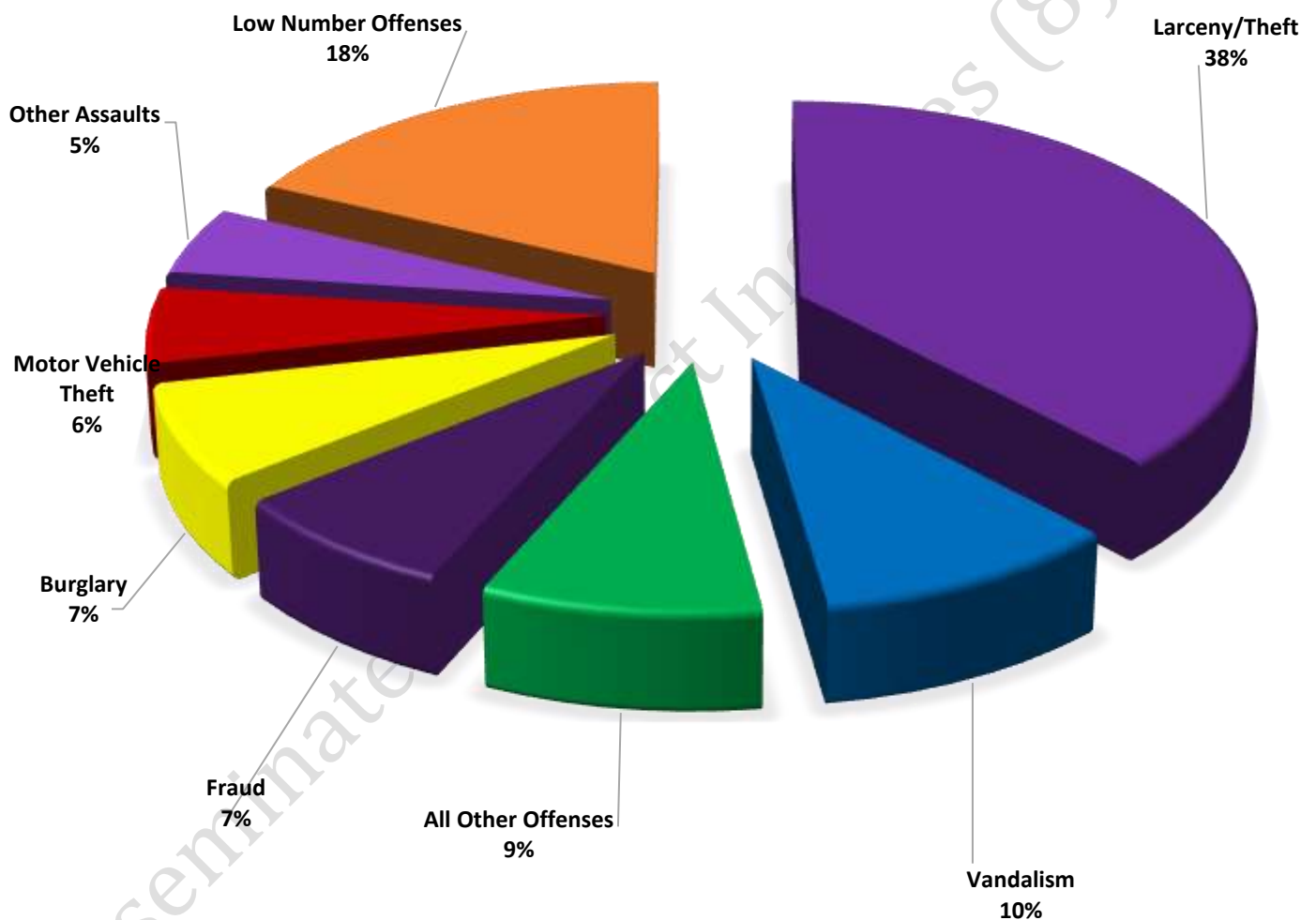
These figures represent preliminary counts of original Police Incident Reports and include all offenses within the above listed City Council District only. Full statistical analysis to determine the confidence level of this data has not been performed. The results contained herein are **approximate in relation to the listed area and may not fully coincide with data shown in other areas of SLCPD's Crime Statistics** page such as Calls for Service, Crimes Trending, and Crime Reports due to and reflective of departmental procedures that were in place at the time the event occurred and the date this data was compiled. Results displayed are not distinguished as attempted or completed crimes, do not include other calls for police service, and only represent police service where a report was made. Police Incident Reports are classified by primary offense categories as defined by the Uniform Crime Reporting (UCR) system, however for this report all offenses are included, and each incident may have more than one offense listed on it. In cases where there is more than one offense listed, all offenses are counted individually. Although every reasonable verification effort is made, the accuracy of any data is subject to the constraints of the report generation process as well as the manner, format, and point in time of any query.

PART I OFFENSES:	Chosen by the FBI as Part I Offenses because they are serious crimes that occur with regularity in all areas of the country and are likely to be reported to Police.
PART II OFFENSES:	All other crimes other than the eight Part I Offenses. The Uniform Crime Reporting Program gathers only arrest data for Part II Offenses, however, SLCPD results displayed in this document display all Part II Offenses, regardless of the presence of arrest data.
ALL OTHER OFFENSES:	<b>Under the Part II Offense section, 'All Other Offenses' include Peeping Tom, Trespass, Kidnap/Abduction, Pornography, Extortion/Blackmail, Bribery, Warrants, Sexual Offenses, Obstruction, Public Peace, and Hit &amp; Run.</b>
NON-UCR OFFENSES:	Non-UCR Offenses include reports for all other offenses not classified as a Part I or Part II Offense. Results displayed separate some of these offenses such as Ambulance Calls, Deaths, Missing Persons, Suicides, Suspicious Activity, and Traffic Accidents.
ALL OTHER NON-UCR:	<b>Under the Non-UCR category, 'All Other' include the remainder of offenses not classified as Part I or Part II and not separated from the Non-UCR Offenses. These include things such as Loud Parties, Barking Dogs, Mentally Ill Subjects, Citizen Assistance, etc.</b>
LOW NUMBER OFFENSES:	<b>On page two, in the interest of space and allowing for easier viewing, the category titled 'Low Number Offenses' include Part I and Part II Offenses from page one that have totals under the amount of 18.</b>

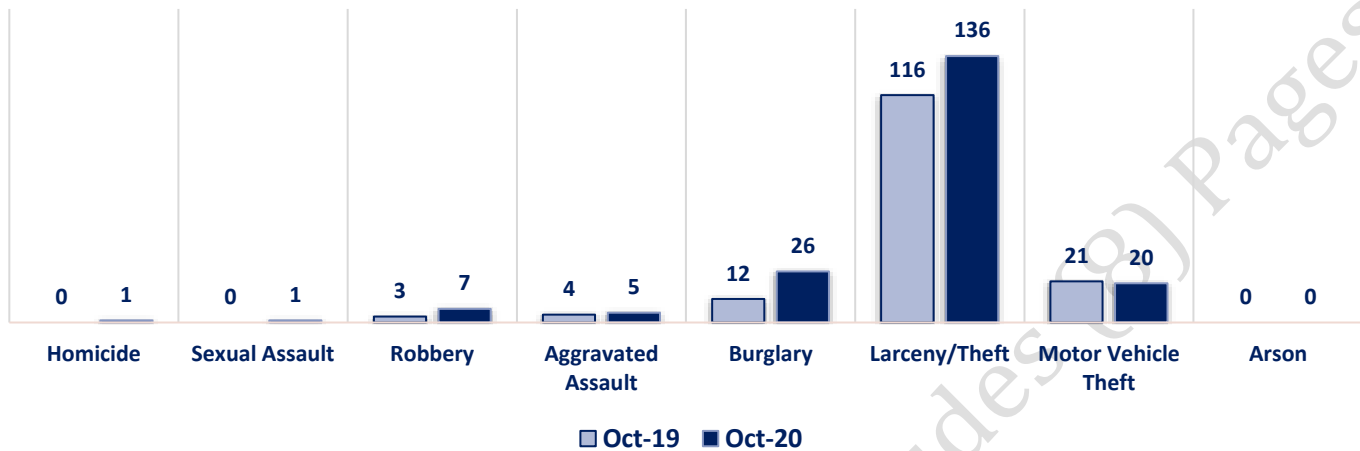
## Offenses

PART I OFFENSES VIOLENT PROPERTY		OFFENSE		OCT 19	OCT 20	PART II OFFENSES	
		Homicide		0	1		
		Sexual Assault		0	1		
		Robbery		3	7		
		Aggravated Assault		4	5		
		Burglary		12	26		
		Larceny/Theft		116	136		
		Motor Vehicle Theft		21	20		
		Arson		0	0		
		PART I TOTALS		156	196		
NON-UCR OFFENSES		Ambulance Calls		8	7	PART II OFFENSES	
		Deaths		2	1		
		Missing Persons		5	0		
		Suicides		0	1		
		Suspicious Activity		10	9		
		Traffic Accidents		77	34		
		All Other		82	84		
		NON-UCR TOTALS		184	136		
TOTALS		PART I OFFENSES		156	196	PART II OFFENSES	
		PART II OFFENSES		186	162		
		NON-UCR OFFENSES		184	136		
TOTAL		526	494	TOTAL		186	162

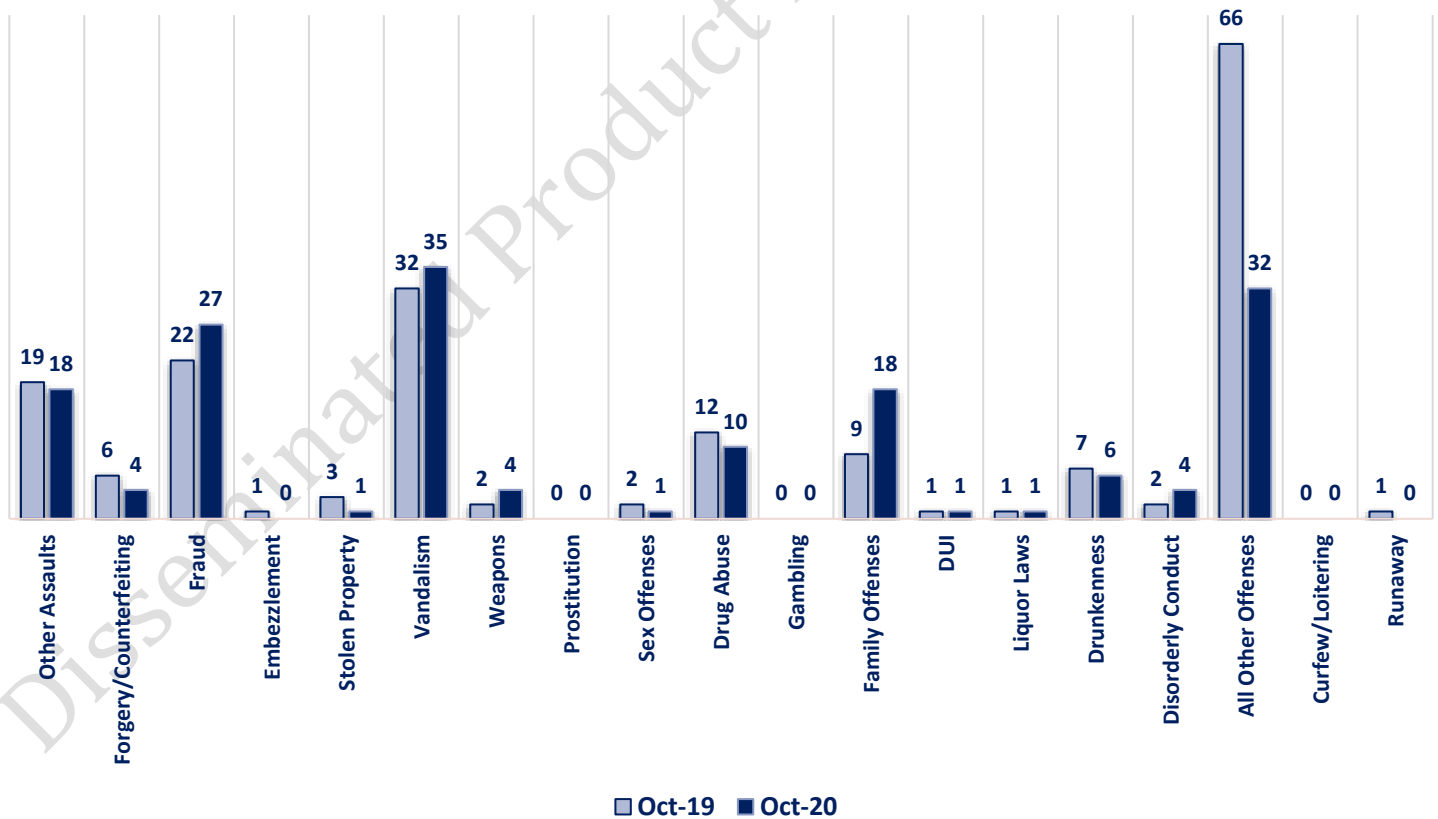
**MAY 2020- PART I & II OFFENSE PERCENTAGES**



### Part I Offenses

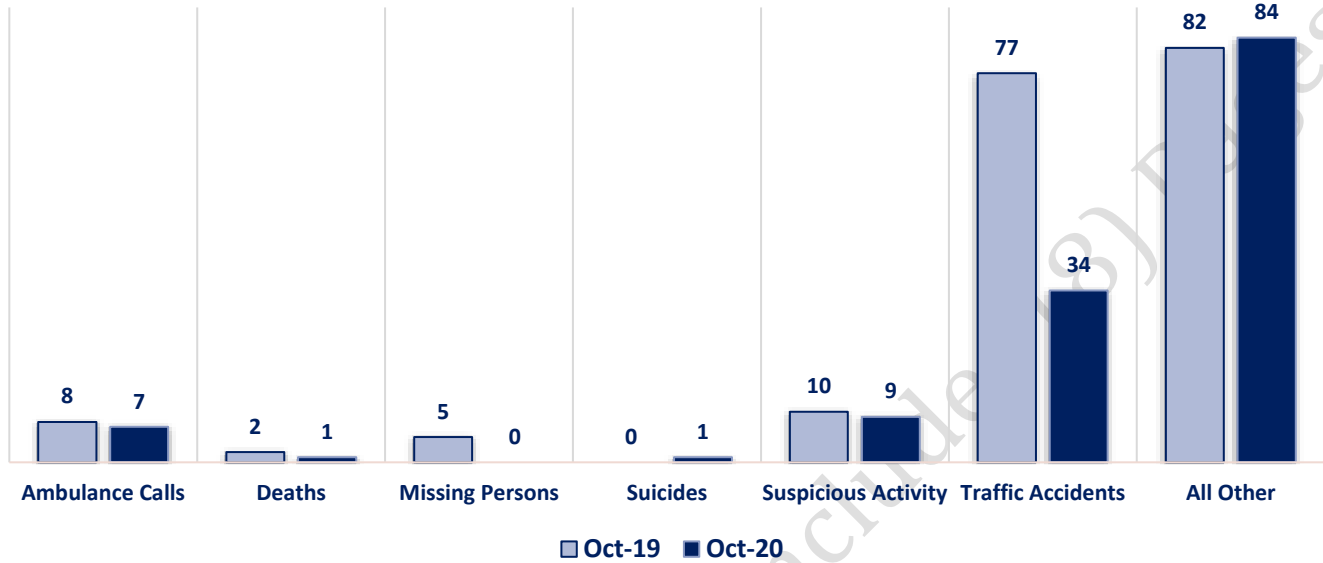


### Part II Offenses

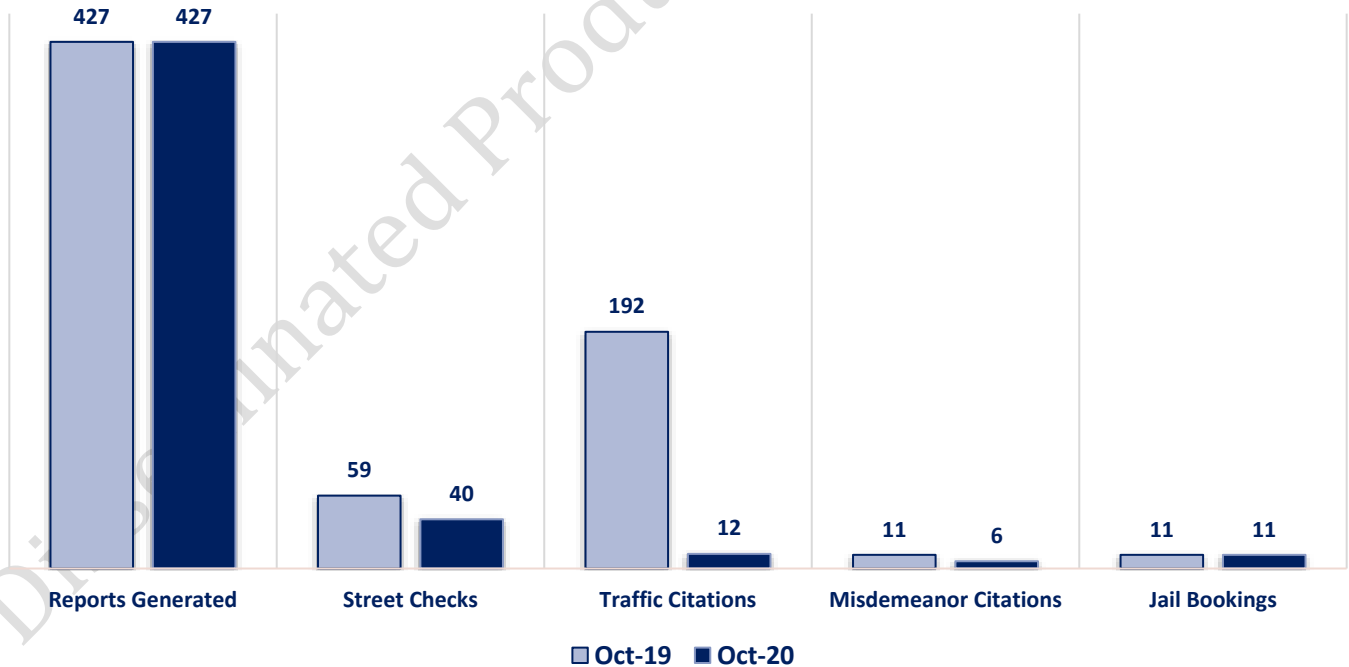




### Non-UCR Offenses

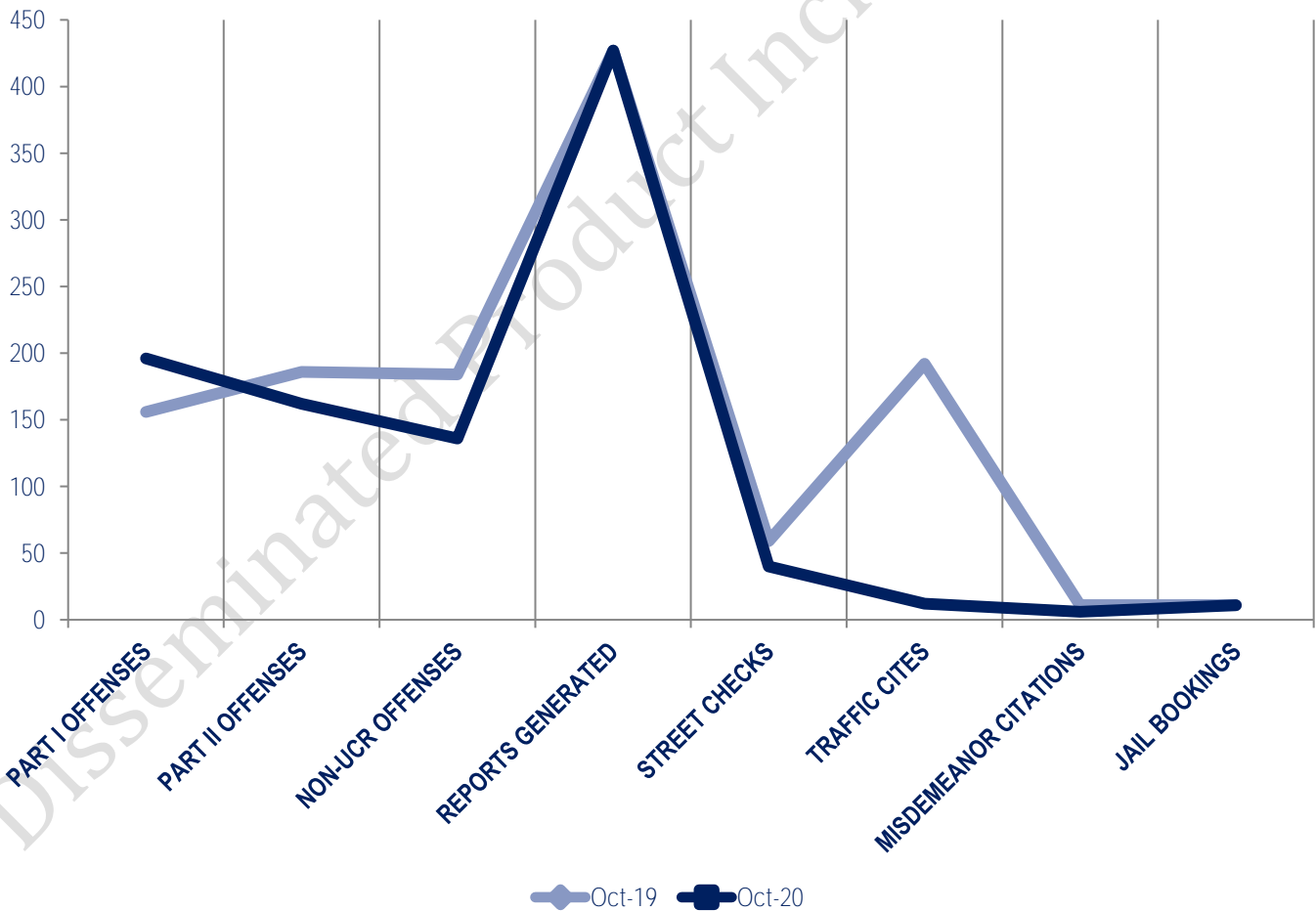


### Other Event Totals



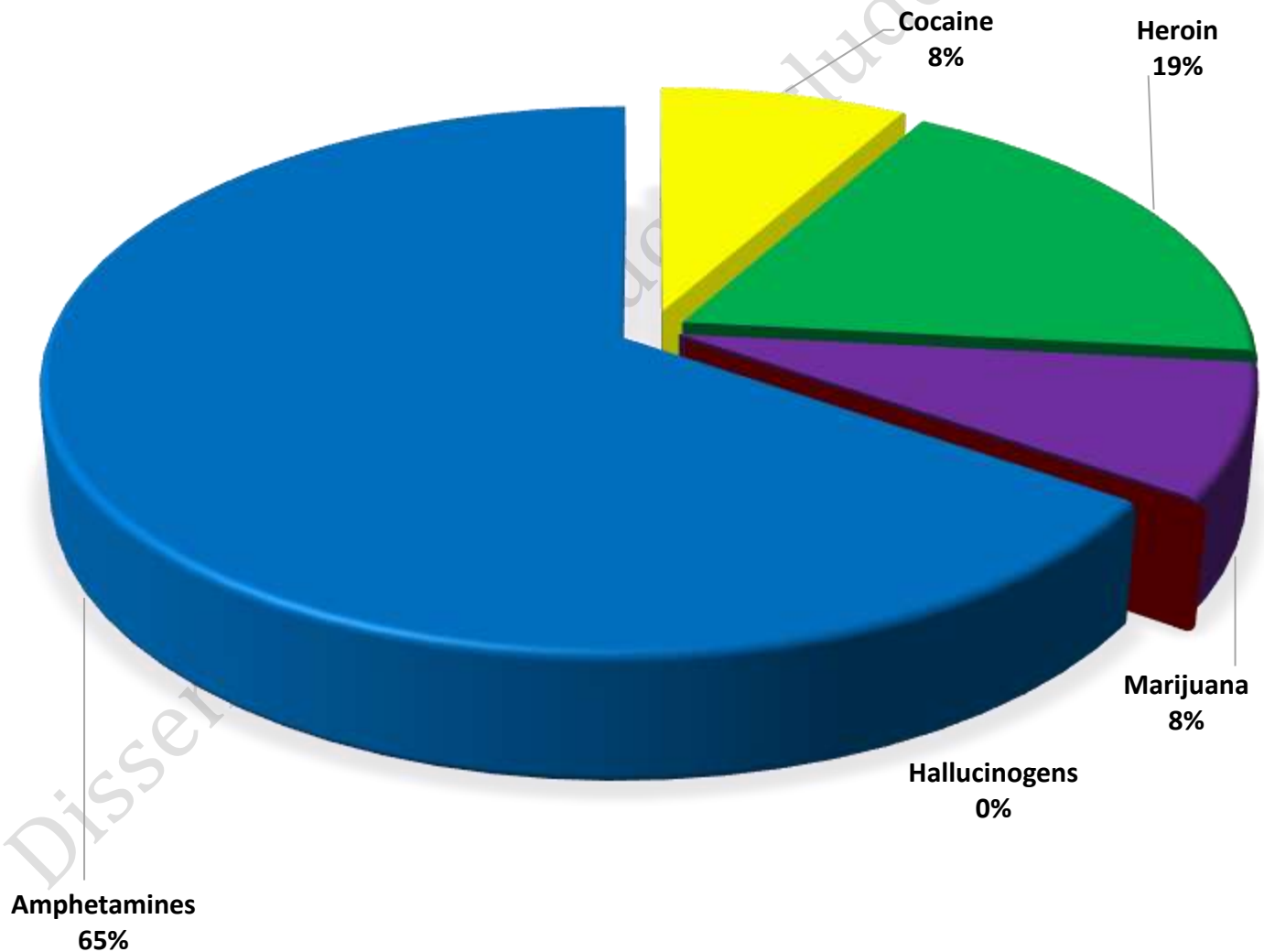
### Combined Offense/Event Trends

	OCT 2019	OCT 2020
<b>Part I Offenses</b>	156	196
<b>Part II Offenses</b>	186	162
<b>NonUCR Offenses</b>	184	136
<b>Reports Generated</b>	427	427
<b>Street Checks</b>	59	40
<b>Traffic Citations</b>	192	12
<b>Misdemeanor Citations</b>	11	6
<b>Jail Bookings</b>	11	11

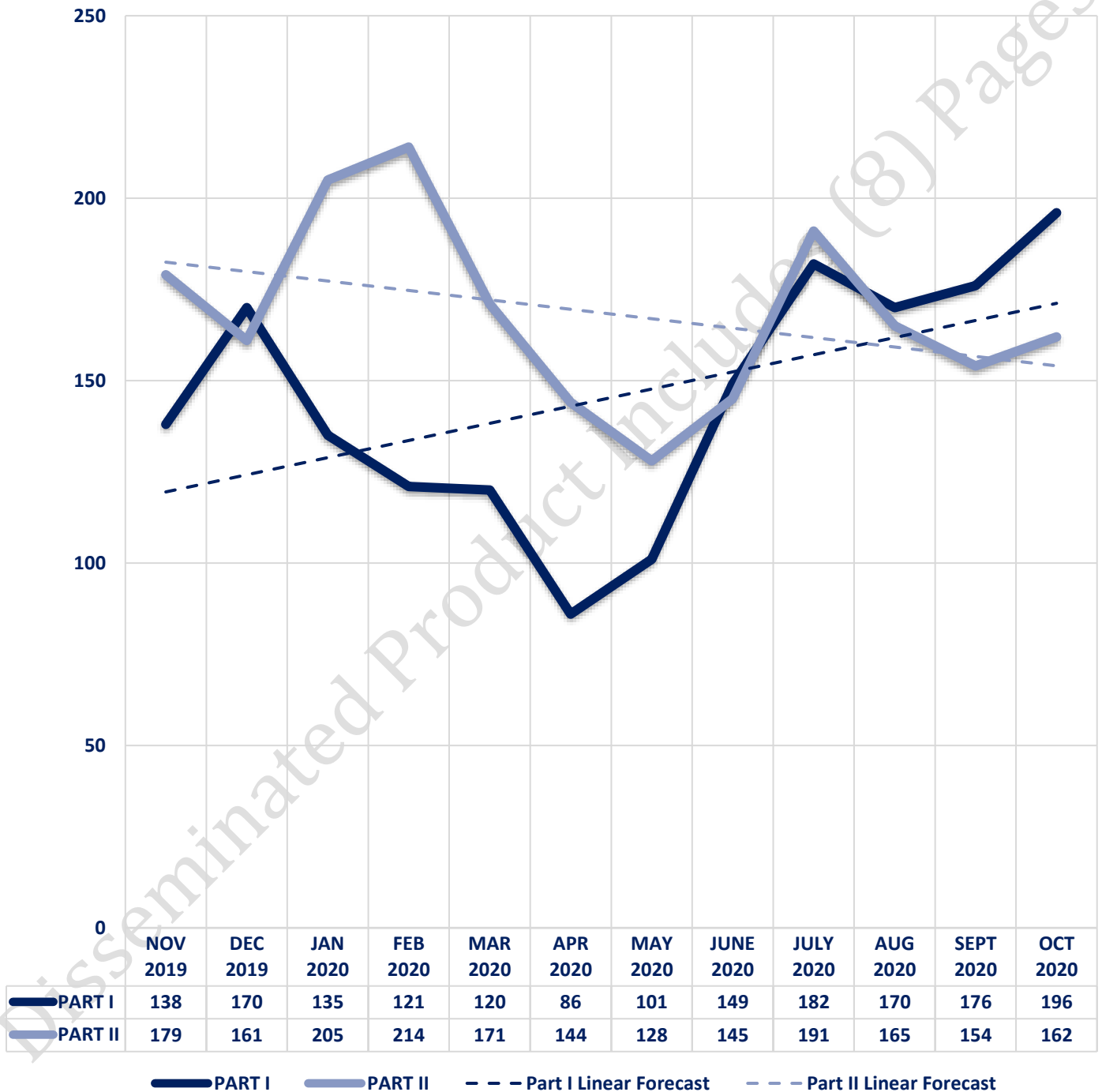


### Seized Drugs

TYPE	DOSES	STREET VALUE
Cocaine	43.0	\$ 430.00
Heroin	98.0	\$ 980.00
Marijuana	41.8	\$ 250.80
Hallucinogens	0.0	\$ -
Amphetamines	346.0	\$ 3,460.00
<b>TOTAL</b>	<b>528.8</b>	<b>\$ 5,120.80</b>



### Part I & II Offenses - One Year





## CITY COUNCIL DISTRICT #7

### MONTHLY OFFENSE SUMMARY

November 2020

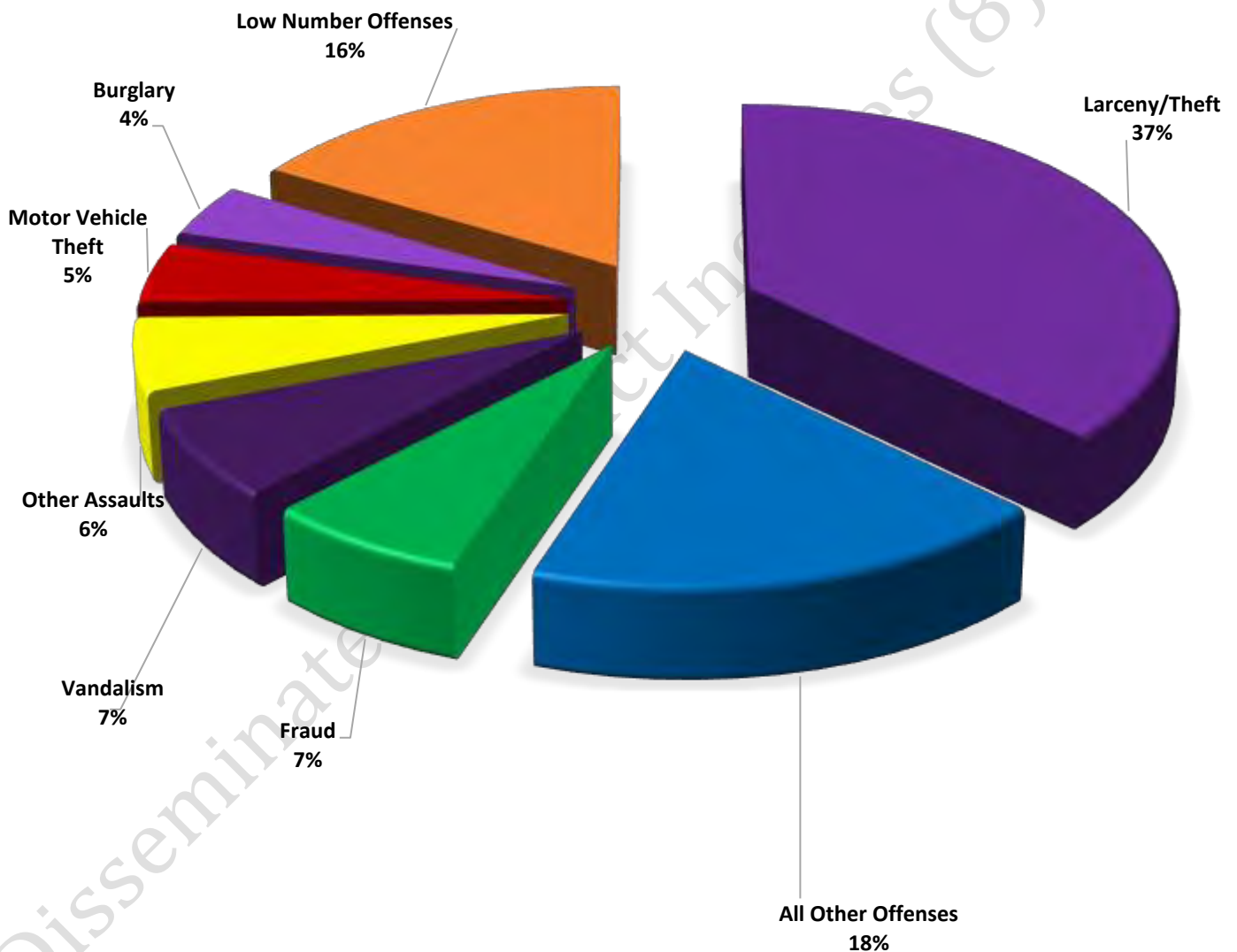
These figures represent preliminary counts of original Police Incident Reports and include all offenses within the above listed City Council District only. Full statistical analysis to determine the confidence level of this data has not been performed. The results contained herein are **approximate in relation to the listed area and may not fully coincide with data shown in other areas of SLCPD's Crime Statistics** page such as Calls for Service, Crimes Trending, and Crime Reports due to and reflective of departmental procedures that were in place at the time the event occurred and the date this data was compiled. Results displayed are not distinguished as attempted or completed crimes, do not include other calls for police service, and only represent police service where a report was made. Police Incident Reports are classified by primary offense categories as defined by the Uniform Crime Reporting (UCR) system, however for this report all offenses are included, and each incident may have more than one offense listed on it. In cases where there is more than one offense listed, all offenses are counted individually. Although every reasonable verification effort is made, the accuracy of any data is subject to the constraints of the report generation process as well as the manner, format, and point in time of any query.

PART I OFFENSES:	Chosen by the FBI as Part I Offenses because they are serious crimes that occur with regularity in all areas of the country and are likely to be reported to Police.
PART II OFFENSES:	All other crimes other than the eight Part I Offenses. The Uniform Crime Reporting Program gathers only arrest data for Part II Offenses, however, SLCPD results displayed in this document display all Part II Offenses, regardless of the presence of arrest data.
ALL OTHER OFFENSES:	<b>Under the Part II Offense section, 'All Other Offenses' include Peeping Tom, Trespass, Kidnap/Abduction, Pornography, Extortion/Blackmail, Bribery, Warrants, Sexual Offenses, Obstruction, Public Peace, and Hit &amp; Run.</b>
NON-UCR OFFENSES:	Non-UCR Offenses include reports for all other offenses not classified as a Part I or Part II Offense. Results displayed separate some of these offenses such as Ambulance Calls, Deaths, Missing Persons, Suicides, Suspicious Activity, and Traffic Accidents.
ALL OTHER NON-UCR:	<b>Under the Non-UCR category, 'All Other' include the remainder of offenses not classified as Part I or Part II and not separated from the Non-UCR Offenses. These include things such as Loud Parties, Barking Dogs, Mentally Ill Subjects, Citizen Assistance, etc.</b>
LOW NUMBER OFFENSES:	<b>On page two, in the interest of space and allowing for easier viewing, the category titled 'Low Number Offenses' include Part I and Part II Offenses from page one that have totals under the amount of 13.</b>

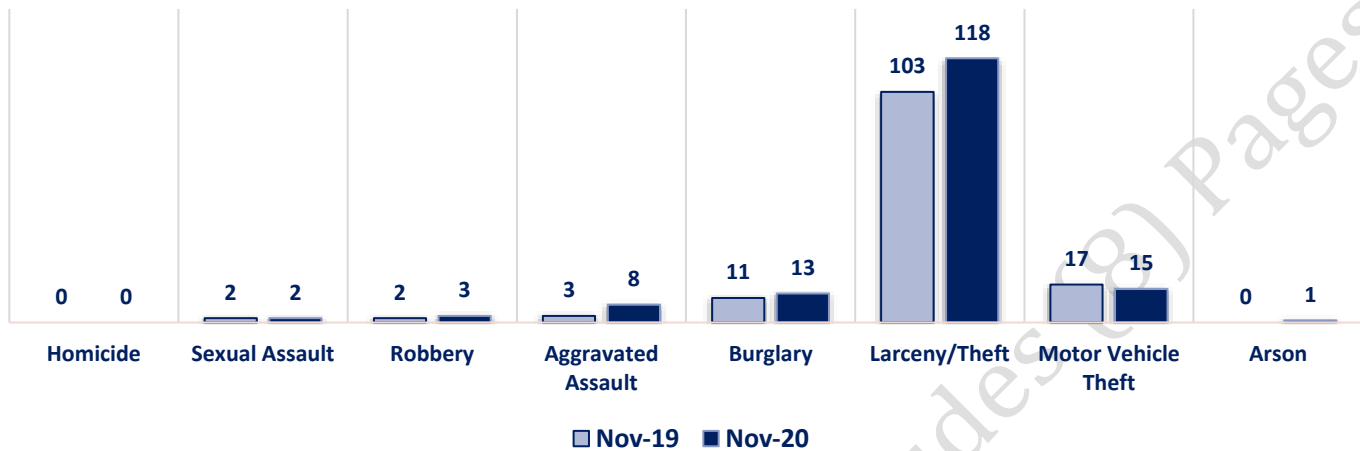
## Offenses

PART I OFFENSES VIOLENT PROPERTY		OFFENSE		NOV 19	NOV 20	OFFENSE		NOV 19	NOV 20	PART II OFFENSES
		Homicide		0	0	Other Assaults		15	18	
		Sexual Assault		2	2	Forgery/Counterfeit		5	4	
		Robbery		2	3	Fraud		20	22	
		Aggravated Assault		3	8	Embezzlement		0	0	
		Burglary		11	13	Stolen Property		0	0	
		Larceny/Theft		103	118	Vandalism		24	22	
		Motor Vehicle Theft		17	15	Weapons		0	2	
		Arson		0	1	Prostitution		0	0	
		PART I TOTALS		138	160	Sex Offenses		2	0	
NON-UCR OFFENSES		Ambulance Calls		4	8	Drug Abuse		17	8	
		Deaths		2	5	Gambling		0	0	
		Missing Persons		4	1	Family Offenses		11	13	
		Suicides		1	0	DUI		5	4	
		Suspicious Activity		12	9	Liquor Laws		1	0	
		Traffic Accidents		74	31	Drunkenness		2	3	
		All Other		89	58	Disorderly Conduct		2	2	
		NON-UCR TOTALS		186	112	All Other Offenses		80	57	
TOTALS		PART I OFFENSES		138	160	Curfew/Loitering		0	0	
		PART II OFFENSES		184	157	Runaway		0	2	
		NON-UCR OFFENSES		186	112	PART II TOTALS		184	157	
		TOTAL		508	429					

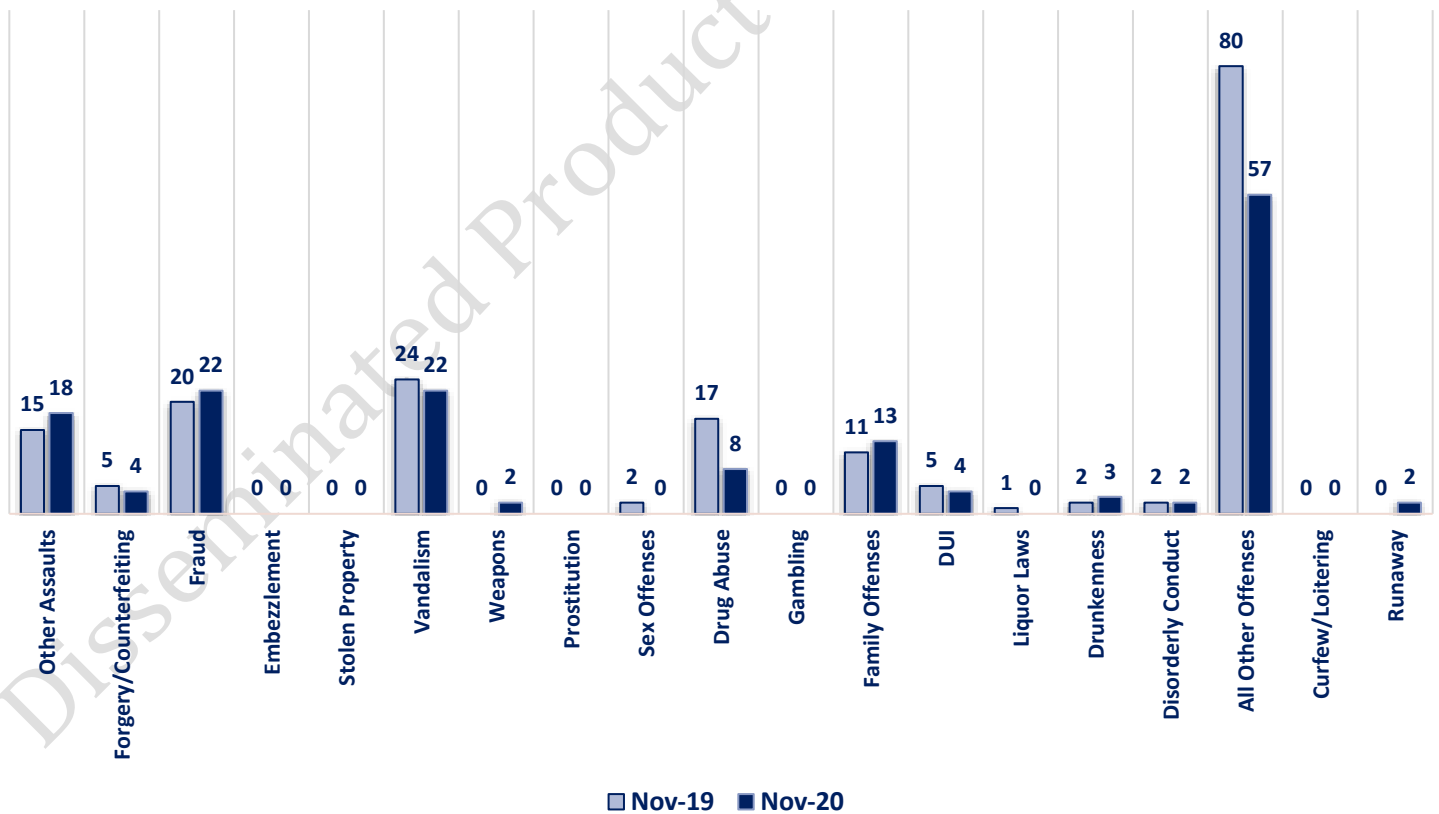
**NOVEMBER 2020- PART I & II OFFENSE PERCENTAGES**



### Part I Offenses

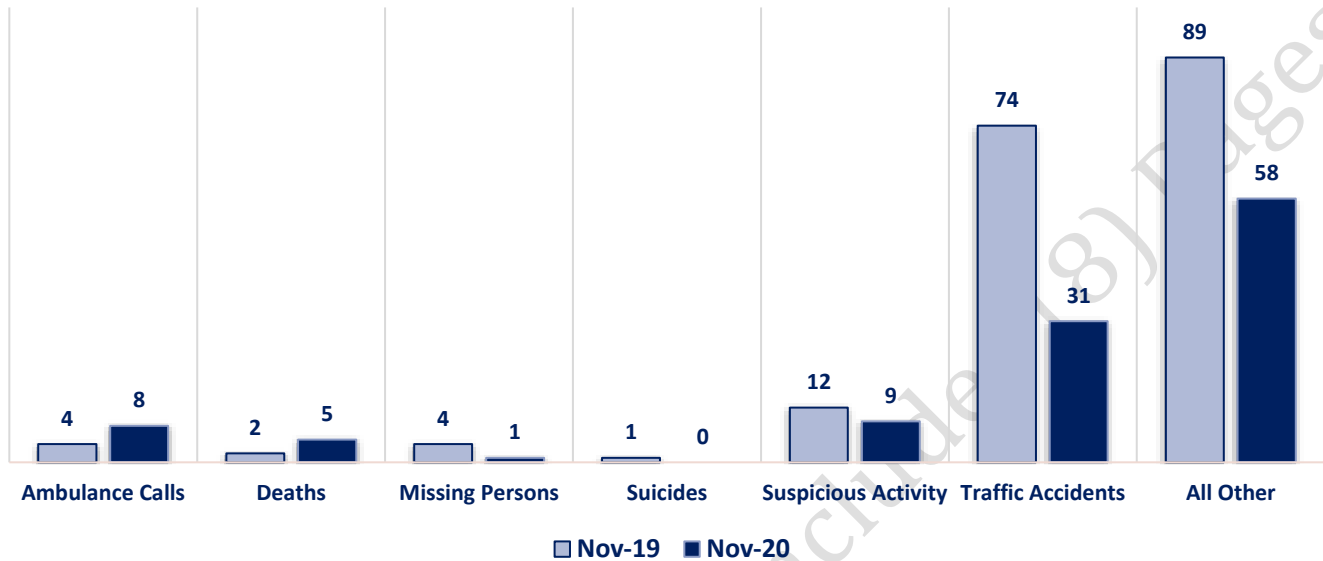


### Part II Offenses

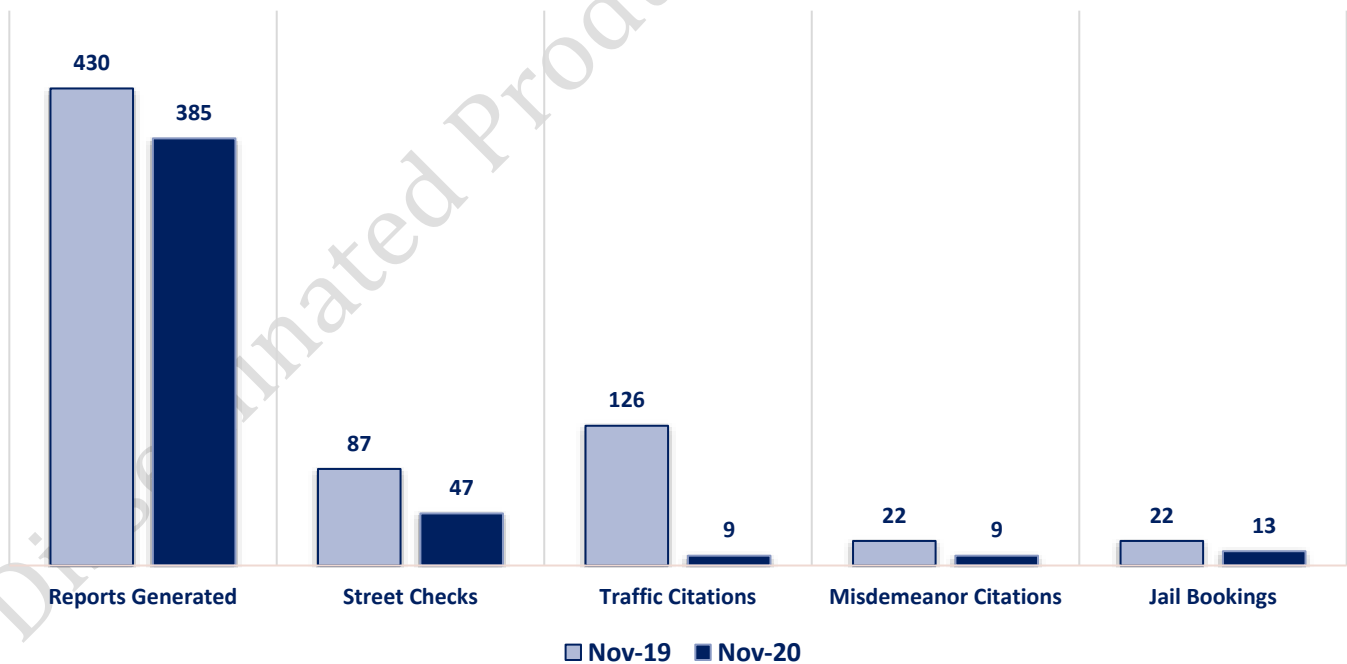




### Non-UCR Offenses

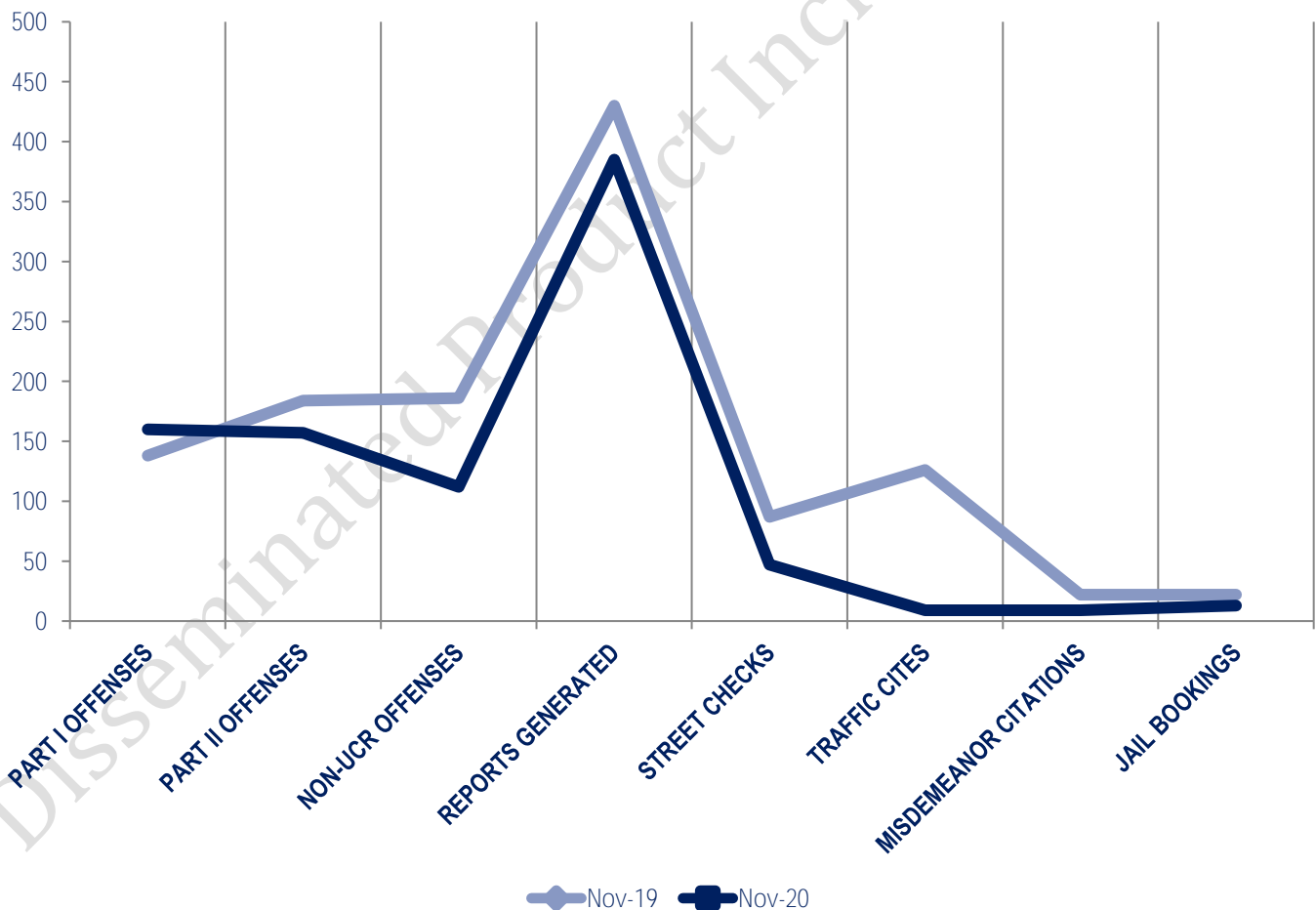


### Other Event Totals



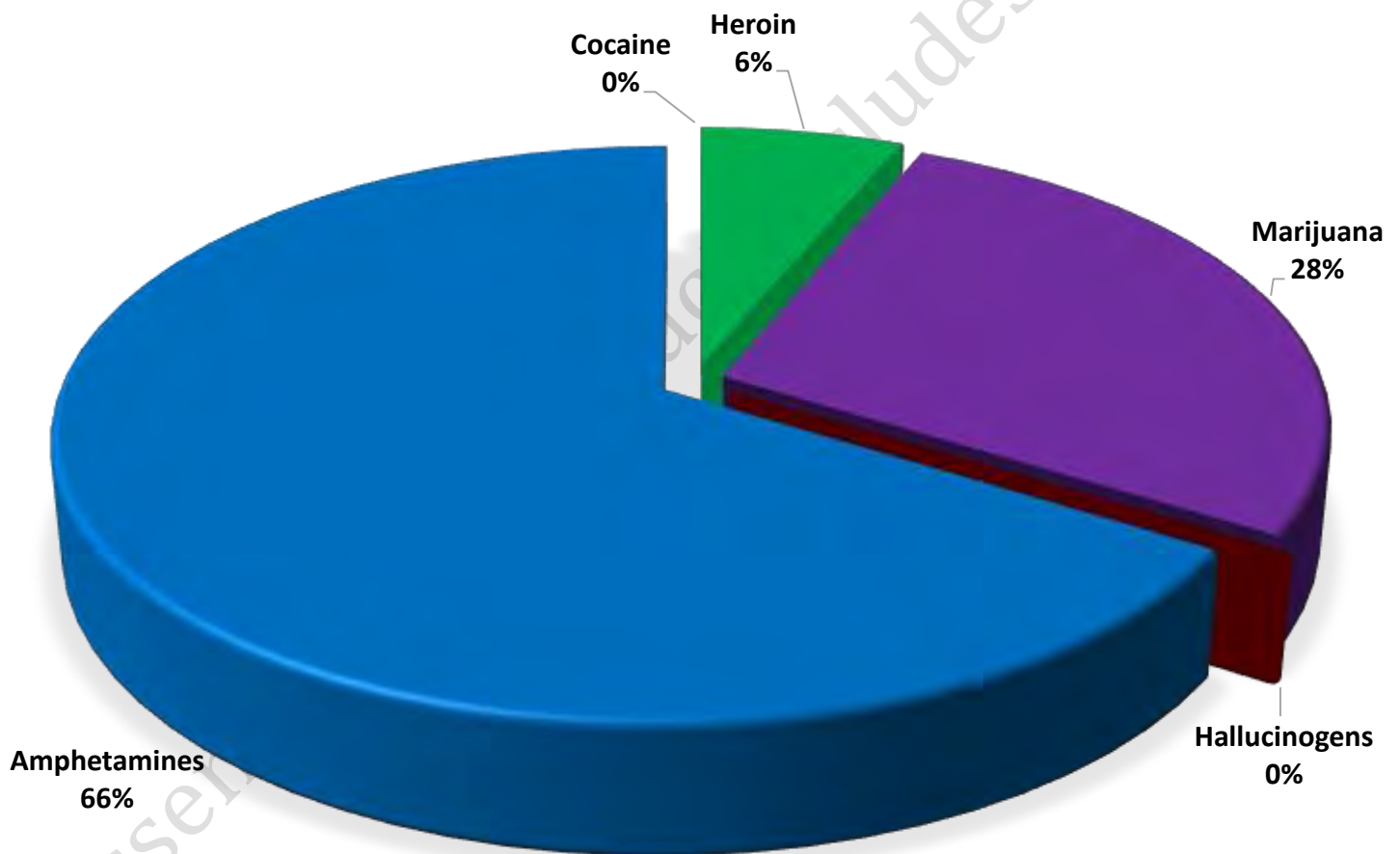
### Combined Offense/Event Trends

	NOV 2019	NOV 2020
<b>Part I Offenses</b>	138	160
<b>Part II Offenses</b>	184	157
<b>NonUCR Offenses</b>	186	112
<b>Reports Generated</b>	430	385
<b>Street Checks</b>	87	47
<b>Traffic Citations</b>	126	9
<b>Misdemeanor Citations</b>	22	9
<b>Jail Bookings</b>	22	13

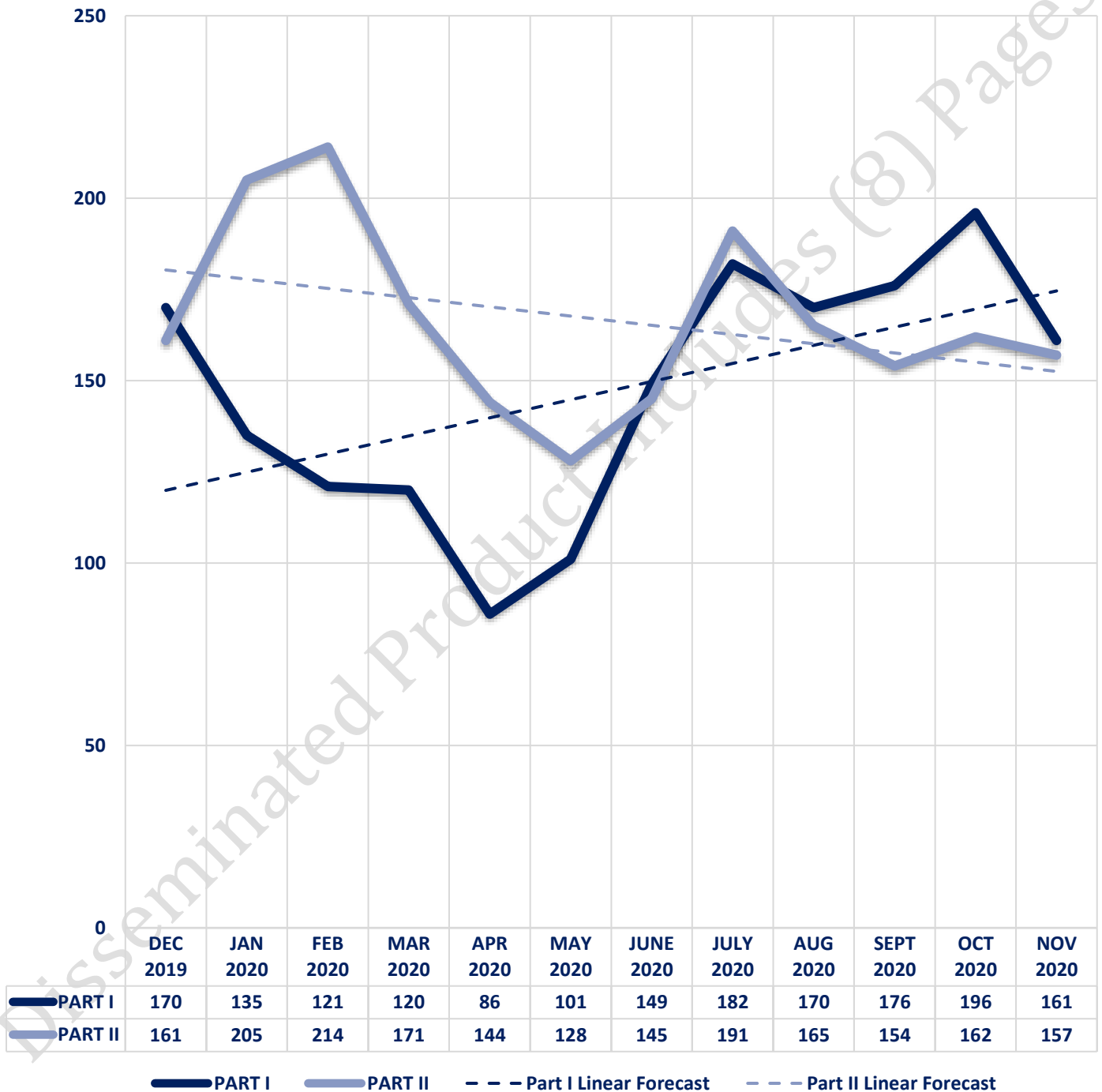


### Seized Drugs

TYPE	DOSES	STREET VALUE
Cocaine	0.0	\$ -
Heroin	7.6	\$ 75.50
Marijuana	33.0	\$ 197.89
Hallucinogens	0.0	\$ -
Amphetamines	79.2	\$ 792.00
<b>TOTAL</b>	<b>119.7</b>	<b>\$ 1,065.39</b>



### Part I & II Offenses - One Year





## CITY COUNCIL DISTRICT #7 MONTHLY OFFENSE SUMMARY

**December 2020**

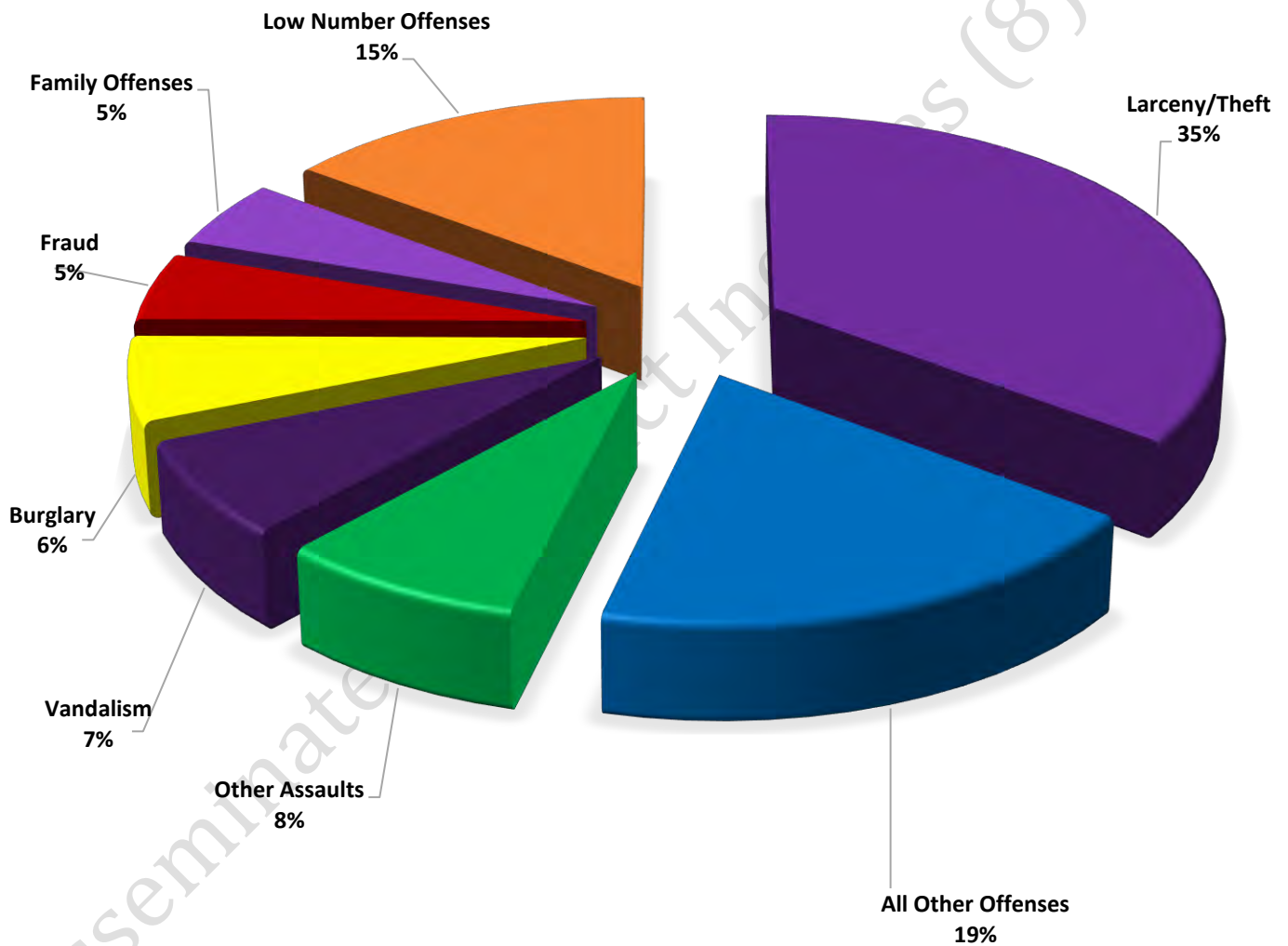
These figures represent preliminary counts of original Police Incident Reports and include all offenses within the above listed City Council District only. Full statistical analysis to determine the confidence level of this data has not been performed. The results contained herein are **approximate in relation to the listed area and may not fully coincide with data shown in other areas of SLCPD's Crime Statistics** page such as Calls for Service, Crimes Trending, and Crime Reports due to and reflective of departmental procedures that were in place at the time the event occurred and the date this data was compiled. Results displayed are not distinguished as attempted or completed crimes, do not include other calls for police service, and only represent police service where a report was made. Police Incident Reports are classified by primary offense categories as defined by the Uniform Crime Reporting (UCR) system, however for this report all offenses are included, and each incident may have more than one offense listed on it. In cases where there is more than one offense listed, all offenses are counted individually. Although every reasonable verification effort is made, the accuracy of any data is subject to the constraints of the report generation process as well as the manner, format, and point in time of any query.

PART I OFFENSES:	Chosen by the FBI as Part I Offenses because they are serious crimes that occur with regularity in all areas of the country and are likely to be reported to Police.
PART II OFFENSES:	All other crimes other than the eight Part I Offenses. The Uniform Crime Reporting Program gathers only arrest data for Part II Offenses, however, SLCPD results displayed in this document display all Part II Offenses, regardless of the presence of arrest data.
ALL OTHER OFFENSES:	<b>Under the Part II Offense section, 'All Other Offenses' include Peeping Tom, Trespass, Kidnap/Abduction, Pornography, Extortion/Blackmail, Bribery, Warrants, Sexual Offenses, Obstruction, Public Peace, and Hit &amp; Run.</b>
NON-UCR OFFENSES:	Non-UCR Offenses include reports for all other offenses not classified as a Part I or Part II Offense. Results displayed separate some of these offenses such as Ambulance Calls, Deaths, Missing Persons, Suicides, Suspicious Activity, and Traffic Accidents.
ALL OTHER NON-UCR:	<b>Under the Non-UCR category, 'All Other' include the remainder of offenses not classified as Part I or Part II and not separated from the Non-UCR Offenses. These include things such as Loud Parties, Barking Dogs, Mentally Ill Subjects, Citizen Assistance, etc.</b>
LOW NUMBER OFFENSES:	<b>On page two, in the interest of space and allowing for easier viewing, the category titled 'Low Number Offenses' include Part I and Part II Offenses from page one that have totals under the amount of 13.</b>

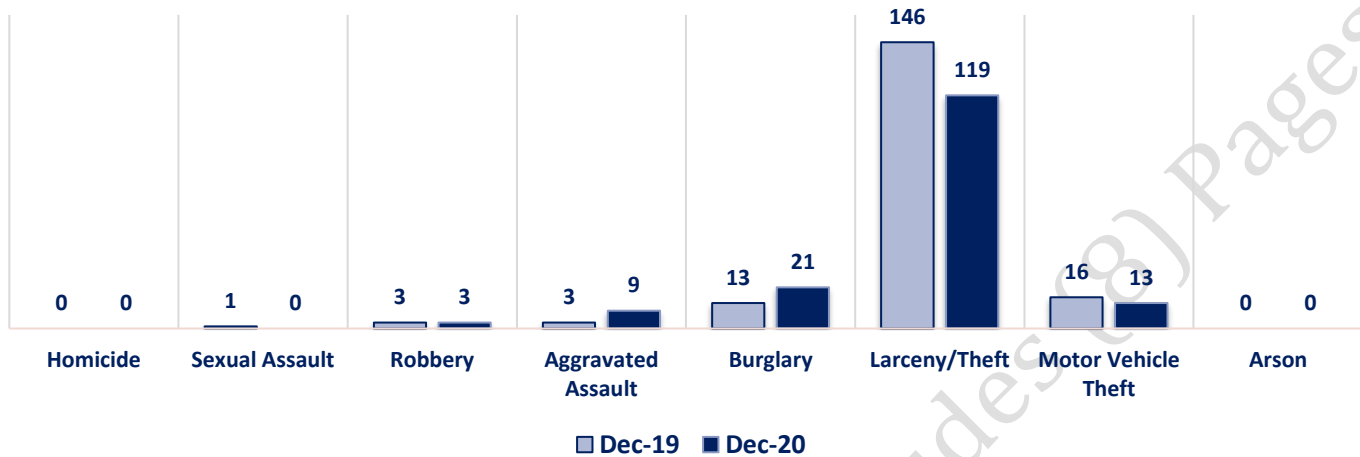
## Offenses

PART I OFFENSES		OFFENSE		DEC 19	DEC 20	PART II OFFENSES			
		OFFENSE		DEC 19	DEC 20				
		Homicide		0	0				
		Sexual Assault		1	0				
		Robbery		3	3				
		Aggravated Assault		3	9				
		Burglary		13	21				
		Larceny/Theft		146	119				
		Motor Vehicle Theft		16	13				
		Arson		0	0				
PART I TOTALS		182	165	Sex Offenses		0	1		
NON-UCR OFFENSES		Ambulance Calls		18	9	Drug Abuse		6	8
		Deaths		2	3	Gambling		0	0
		Missing Persons		1	0	Family Offenses		11	17
		Suicides		0	0	DUI		5	2
		Suspicious Activity		10	11	Liquor Laws		2	0
		Traffic Accidents		63	35	Drunkenness		1	3
		All Other		80	74	Disorderly Conduct		0	2
		NON-UCR TOTALS		174	132	All Other Offenses		58	63
TOTALS		PART I OFFENSES		182	165	Curfew/Loitering		0	0
		PART II OFFENSES		161	173	Runaway		4	0
		NON-UCR OFFENSES		174	132	PART II TOTALS		161	173
		TOTAL		517	470				

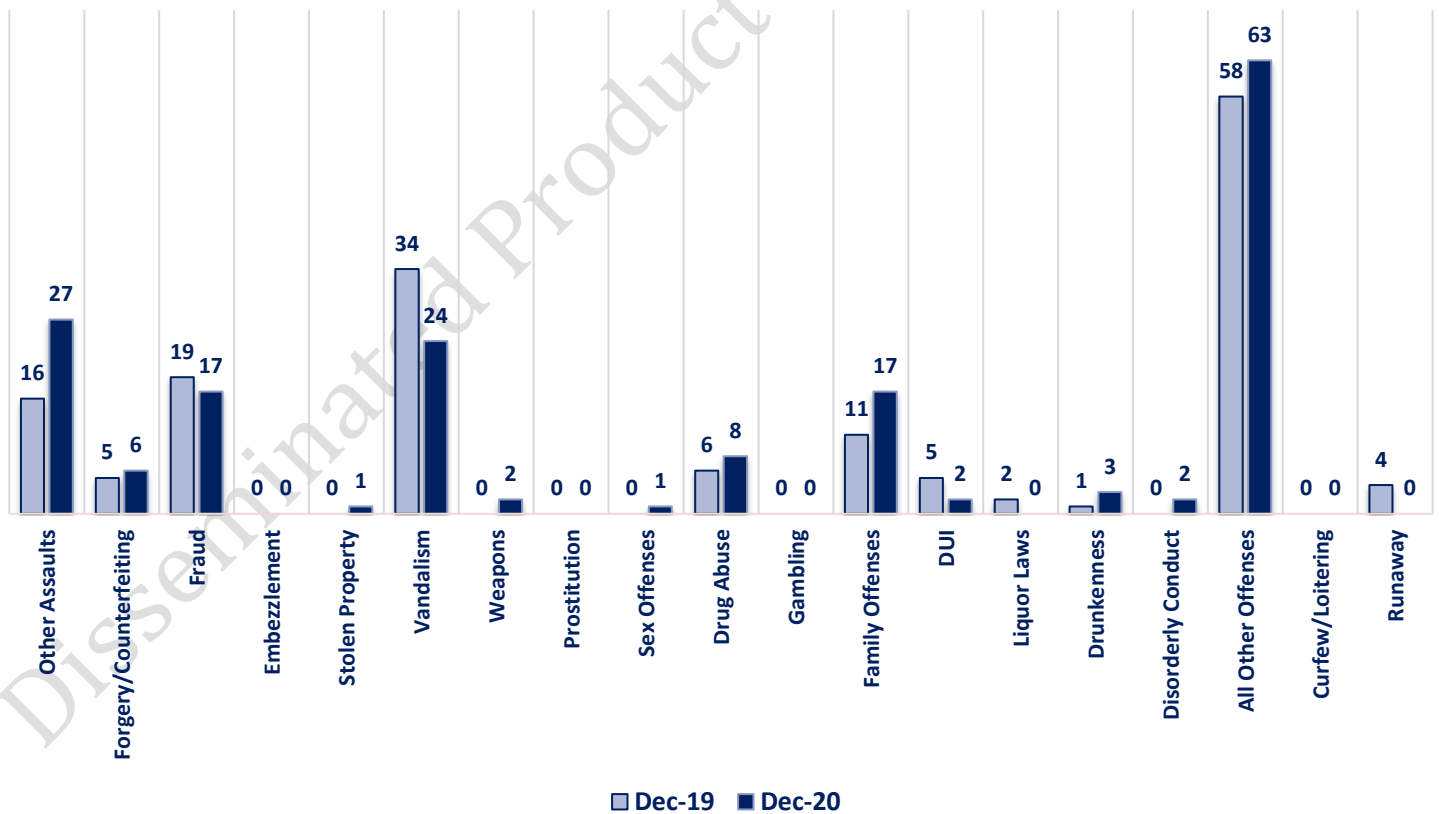
**DECEMBER 2020- PART I & II OFFENSE PERCENTAGES**



### Part I Offenses

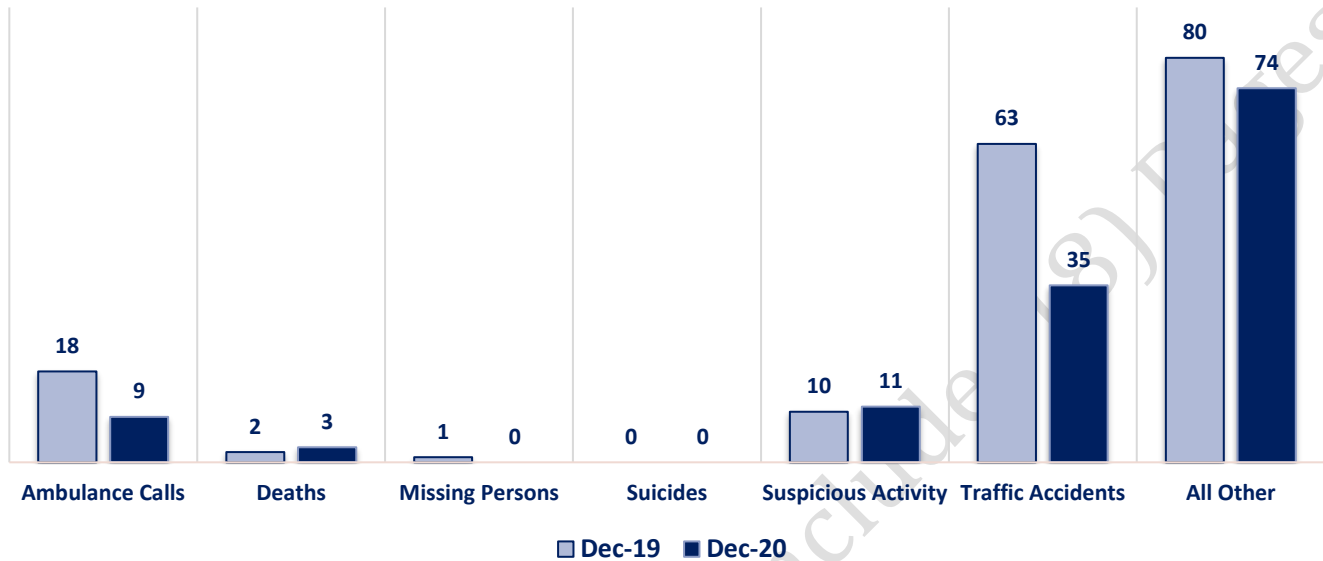


### Part II Offenses

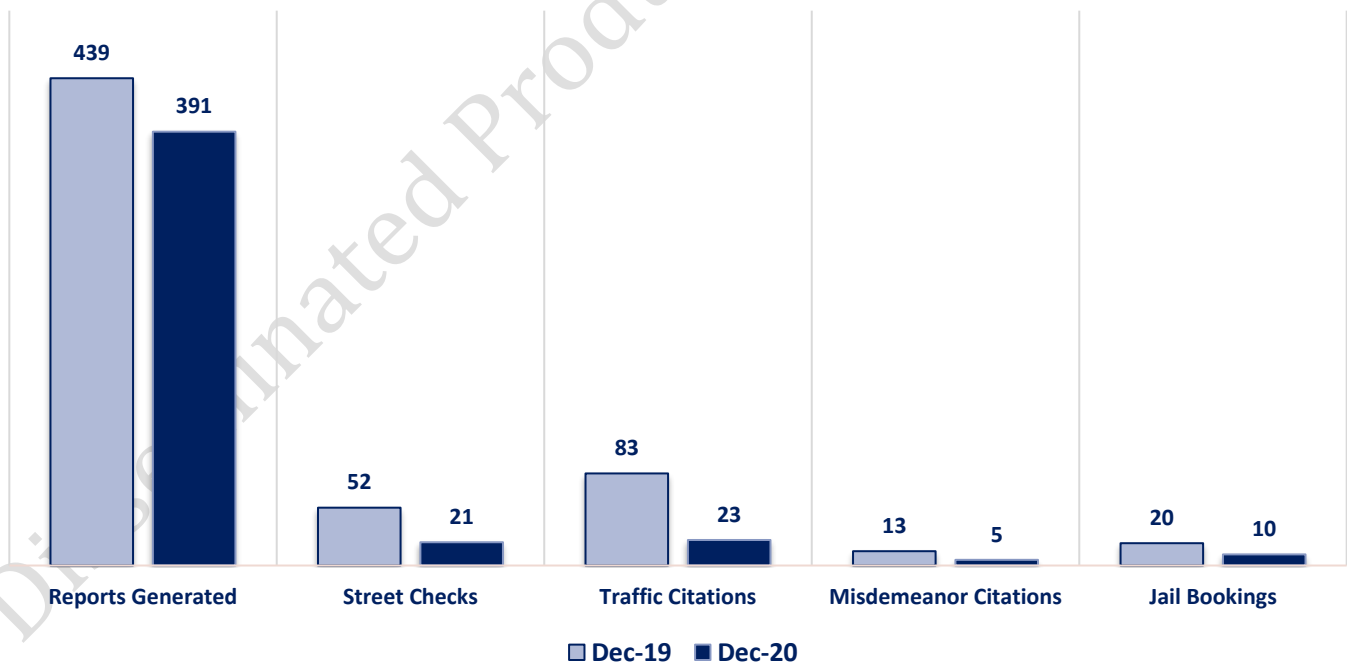




### Non-UCR Offenses

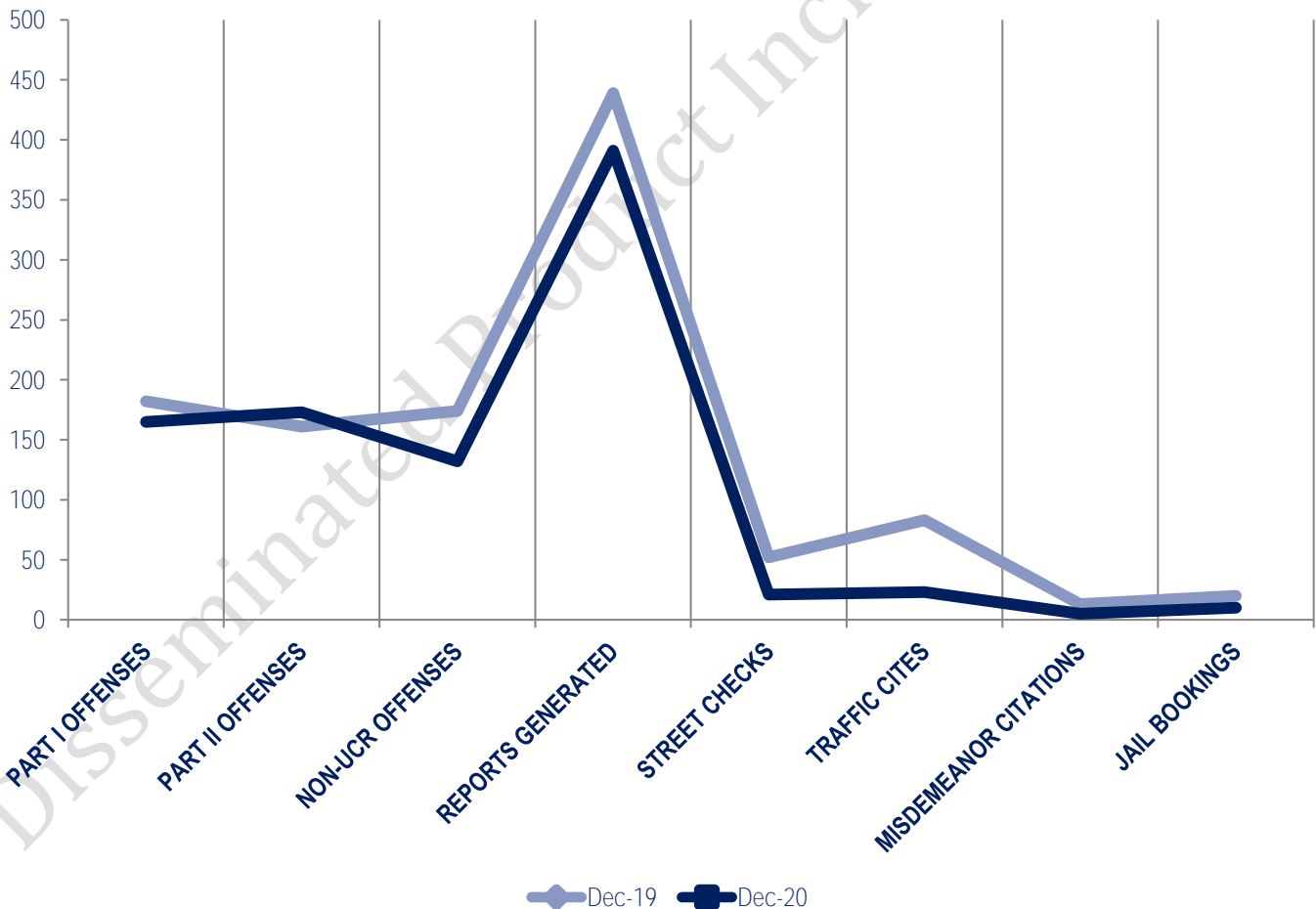


### Other Event Totals



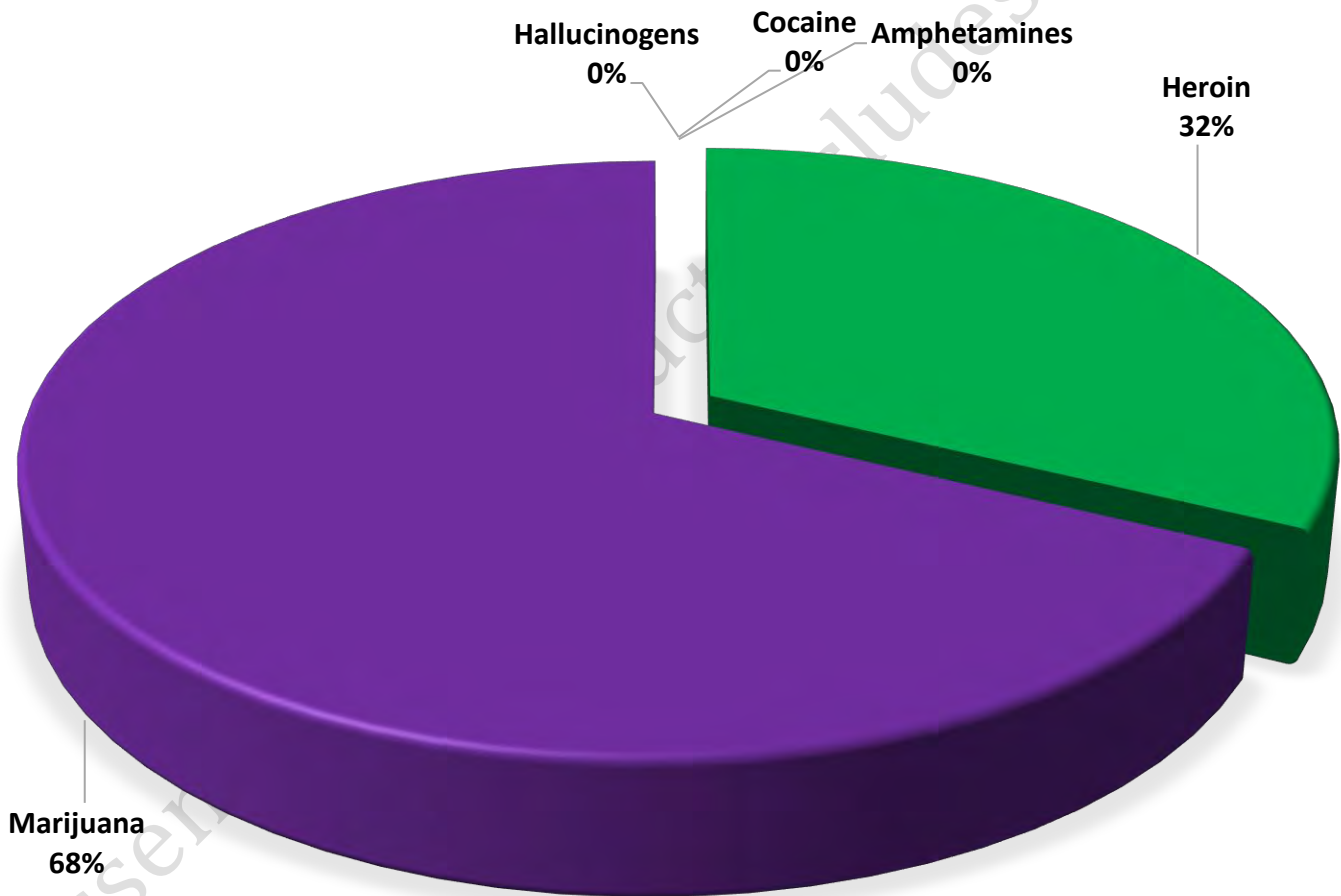
### Combined Offense/Event Trends

	DEC 2019	DEC 2020
<b>Part I Offenses</b>	182	165
<b>Part II Offenses</b>	161	173
<b>NonUCR Offenses</b>	174	132
<b>Reports Generated</b>	439	391
<b>Street Checks</b>	52	21
<b>Traffic Citations</b>	83	23
<b>Misdemeanor Citations</b>	13	5
<b>Jail Bookings</b>	20	10



## Seized Drugs

TYPE	DOSES	STREET VALUE
Cocaine	0.0	\$ -
Heroin	72.1	\$ 720.50
Marijuana	151.7	\$ 910.07
Hallucinogens	0.0	\$ -
Amphetamines	0.0	\$ -
<b>TOTAL</b>	<b>223.7</b>	<b>\$ 1,630.57</b>



### Part I & II Offenses - One Year

