



CITY COUNCIL DISTRICT #1 MONTHLY OFFENSE SUMMARY

January 2021

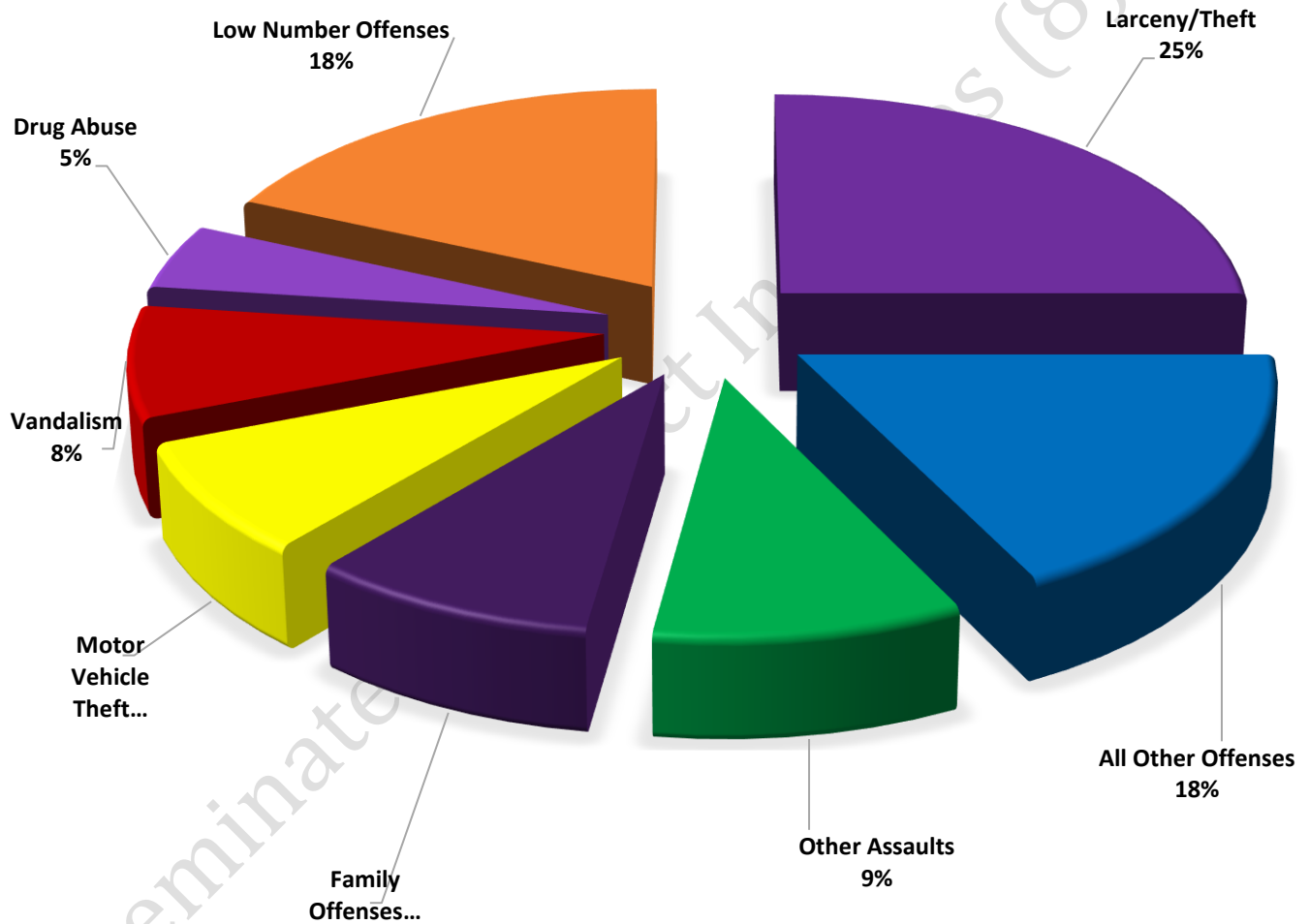
These figures represent preliminary counts of original Police Incident Reports and include all offenses within the above listed City Council District only. Full statistical analysis to determine the confidence level of this data has not been performed. The results contained herein are approximate in relation to the listed area and may not fully coincide with data shown in other areas of SLCPD's Crime Statistics page such as Calls for Service, Crimes Trending, and Crime Reports due to and reflective of departmental procedures that were in place at the time the event occurred and the date this data was compiled. Results displayed are not distinguished as attempted or completed crimes, do not include other calls for police service, and only represent police service where a report was made. Police Incident Reports are classified by primary offense categories as defined by the Uniform Crime Reporting (UCR) system, however for this report all offenses are included, and each incident may have more than one offense listed on it. In cases where there is more than one offense listed, all offenses are counted individually. Although every reasonable verification effort is made, the accuracy of any data is subject to the constraints of the report generation process as well as the manner, format, and point in time of any query.

PART I OFFENSES:	Chosen by the FBI as Part I Offenses because they are serious crimes that occur with regularity in all areas of the country and are likely to be reported to Police.
PART II OFFENSES:	All other crimes other than the eight Part I Offenses. The Uniform Crime Reporting Program gathers only arrest data for Part II Offenses, however, SLCPD results displayed in this document display all Part II Offenses, regardless of the presence of arrest data.
ALL OTHER OFFENSES:	Under the Part II Offense section, 'All Other Offenses' include Peeping Tom, Trespass, Kidnap/Abduction, Pornography, Extortion/Blackmail, Bribery, Warrants, Sexual Offenses, Obstruction, Public Peace, and Hit & Run.
NON-UCR OFFENSES:	Non-UCR Offenses include reports for all other offenses not classified as a Part I or Part II Offense. Results displayed separate some of these offenses such as Ambulance Calls, Deaths, Missing Persons, Suicides, Suspicious Activity, and Traffic Accidents.
ALL OTHER NON-UCR:	Under the Non-UCR category, 'All Other' include the remainder of offenses not classified as Part I or Part II and not separated from the Non-UCR Offenses. These include things such as Loud Parties, Barking Dogs, Mentally Ill Subjects, Citizen Assistance, etc.
LOW NUMBER OFFENSES:	On page two, in the interest of space and allowing for easier viewing, the category titled 'Low Number Offenses' include Part I and Part II Offenses from page one that have totals under the amount of 22.

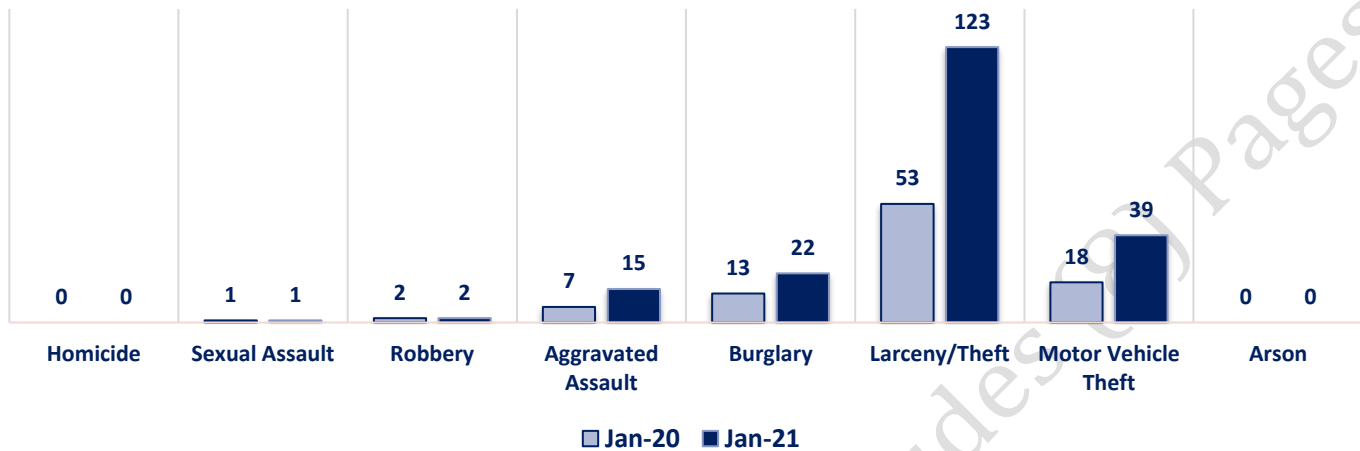
Offenses

	OFFENSE	JAN 20	JAN 21	OFFENSE	JAN 20	JAN 21	
PART I OFFENSES	VIOLENT	Homicide	0	0	Other Assaults	46	47
		Sexual Assault	1	1	Forgery/Counterfeit	2	2
		Robbery	2	2	Fraud	20	14
		Aggravated Assault	7	15	Embezzlement	0	0
	PROPERTY	Burglary	13	22	Stolen Property	1	2
		Larceny/Theft	53	123	Vandalism	23	39
		Motor Vehicle Theft	18	39	Weapons	9	14
		Arson	0	0	Prostitution	1	0
		PART I TOTALS	94	202	Sex Offenses	3	3
NON-UCR OFFENSES		Ambulance Calls	11	19	Drug Abuse	24	23
		Deaths	3	5	Gambling	0	0
		Missing Persons	2	3	Family Offenses	42	44
		Suicides	0	0	DUI	6	1
		Suspicious Activity	13	21	Liquor Laws	0	0
		Traffic Accidents	26	23	Drunkenness	5	3
		All Other	113	125	Disorderly Conduct	3	6
		NON-UCR TOTALS	168	196	All Other Offenses	96	87
		PART I OFFENSES	94	202	Curfew/Loitering	0	0
TOTALS		PART II OFFENSES	287	290	Runaway	6	5
		NON-UCR OFFENSES	168	196	PART II TOTALS	287	290
		TOTAL	549	688			

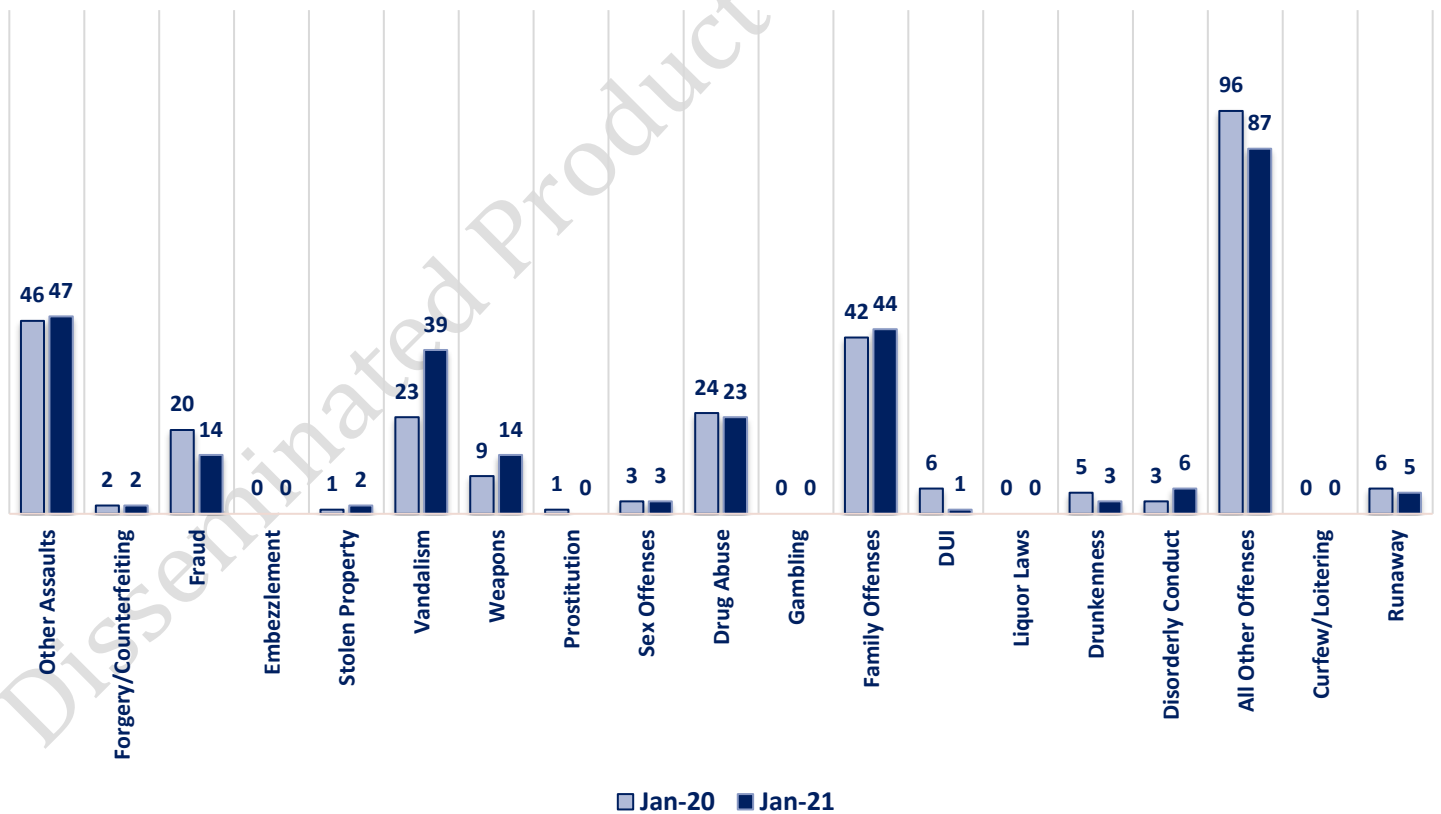
JAN 2021 PART I & II OFFENSE PERCENTAGES



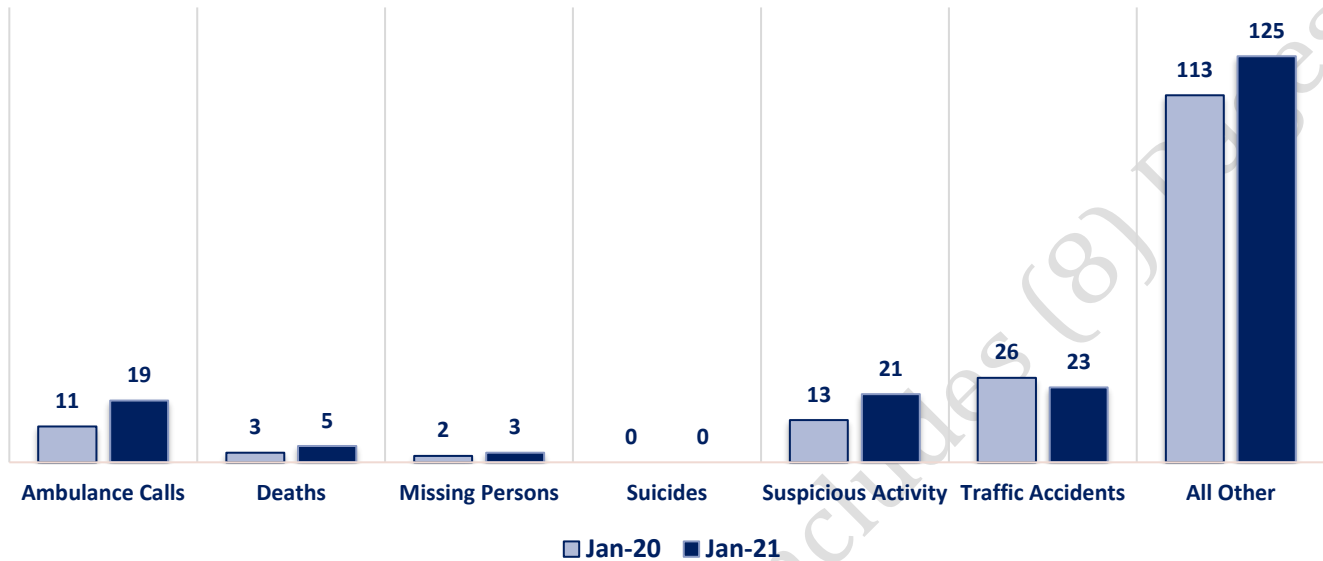
Part I Offenses



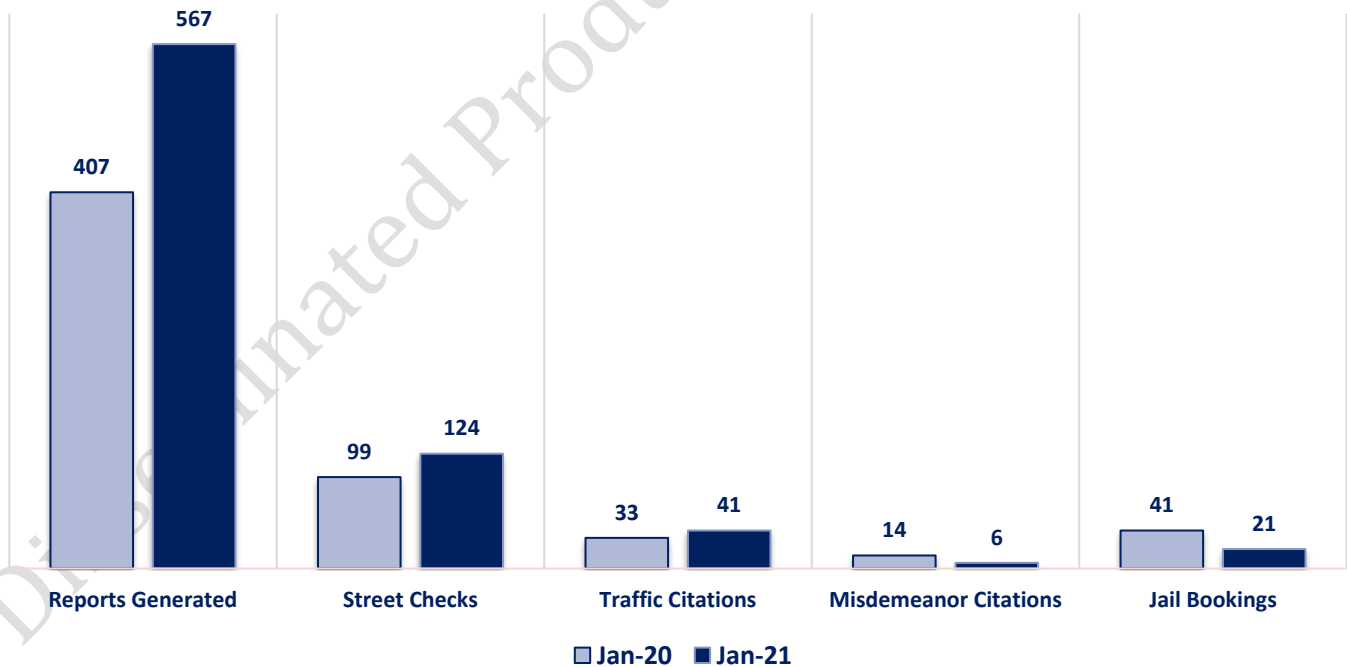
Part II Offenses



Non-UCR Offenses

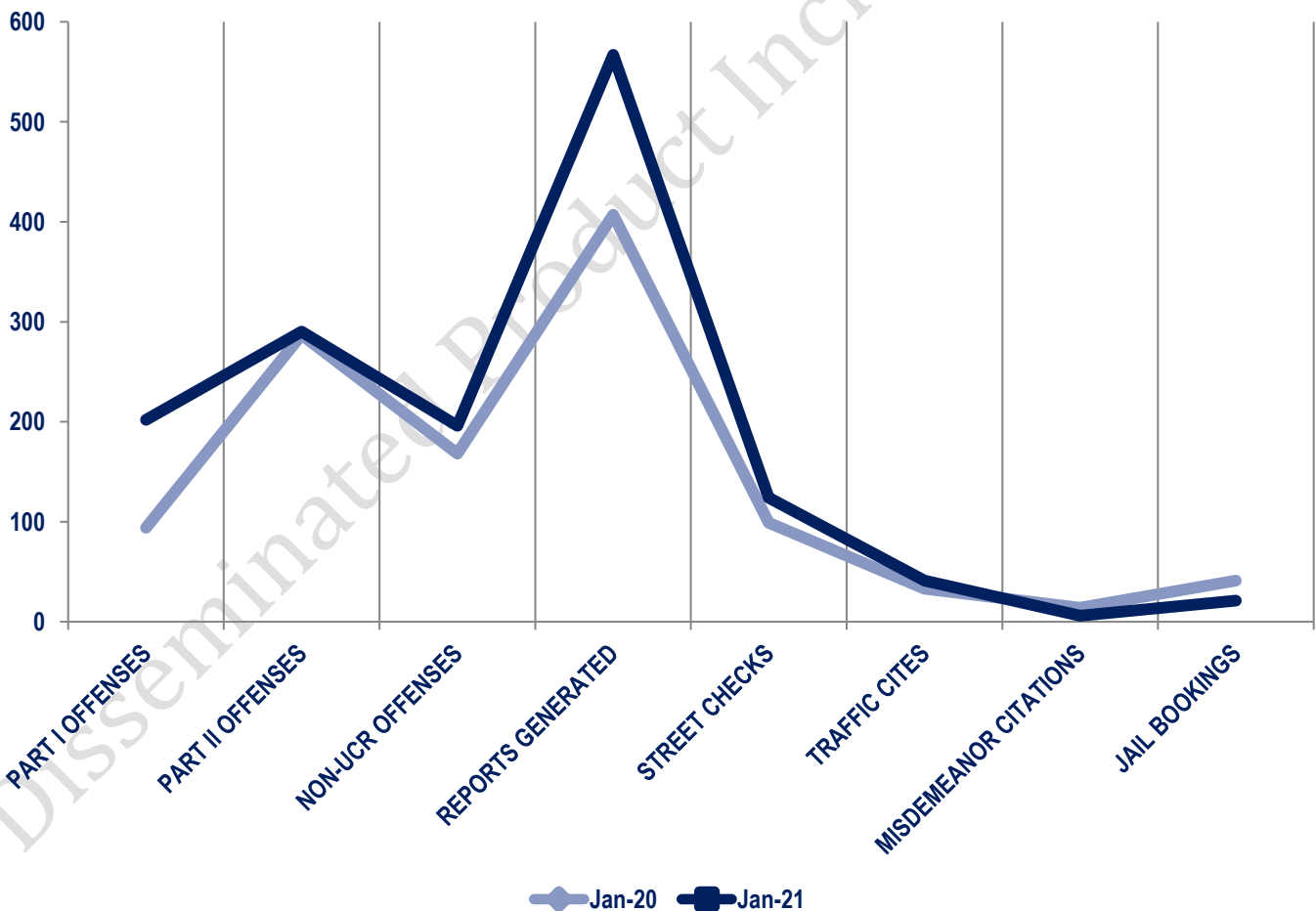


Other Event Totals



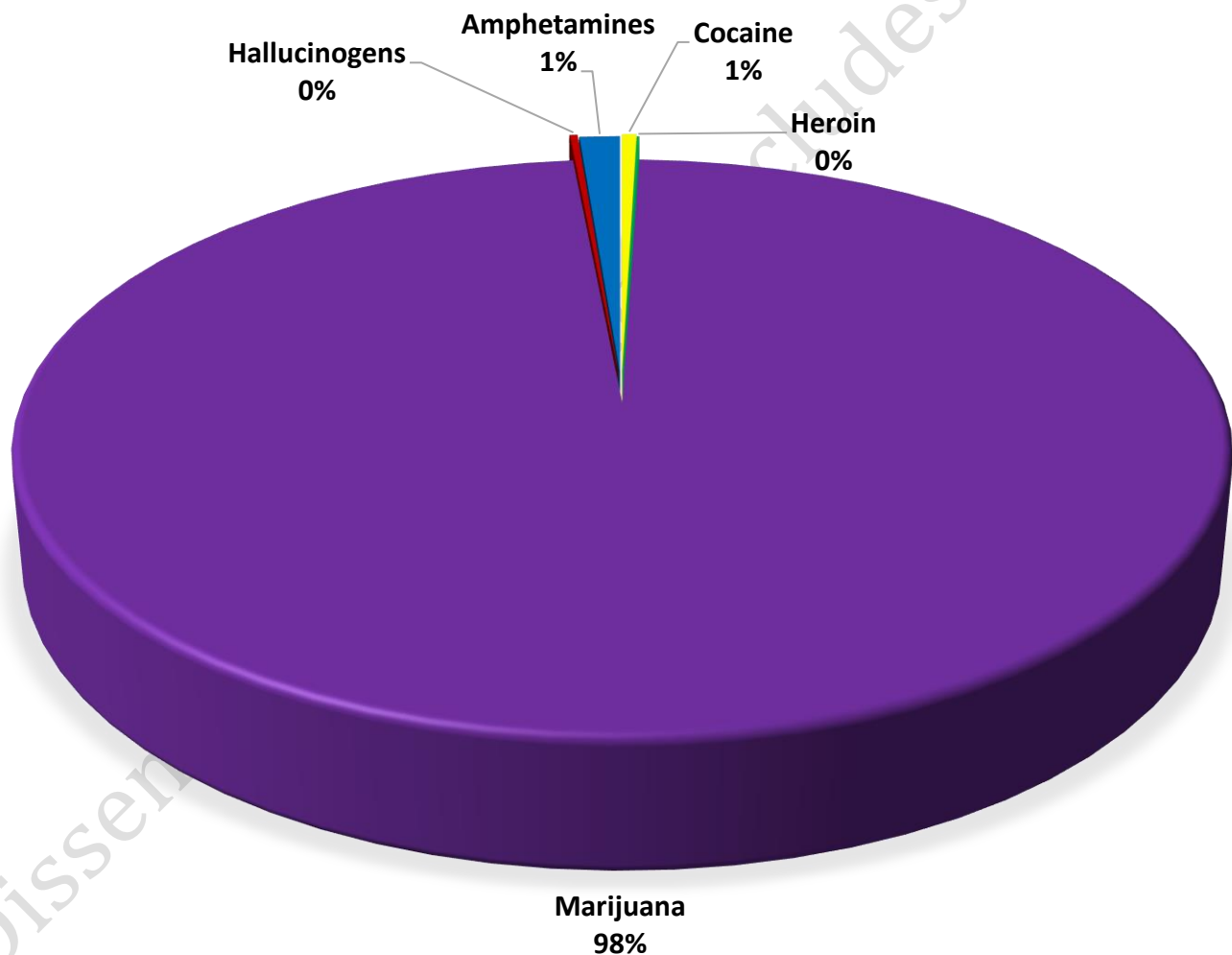
Combined Offense/Event Trends

	JAN 2020	JAN 2021
Part I Offenses	94	202
Part II Offenses	287	290
NonUCR Offenses	168	196
Reports Generated	407	567
Street Checks	99	124
Traffic Citations	33	41
Misdemeanor Citations	14	6
Jail Bookings	41	21

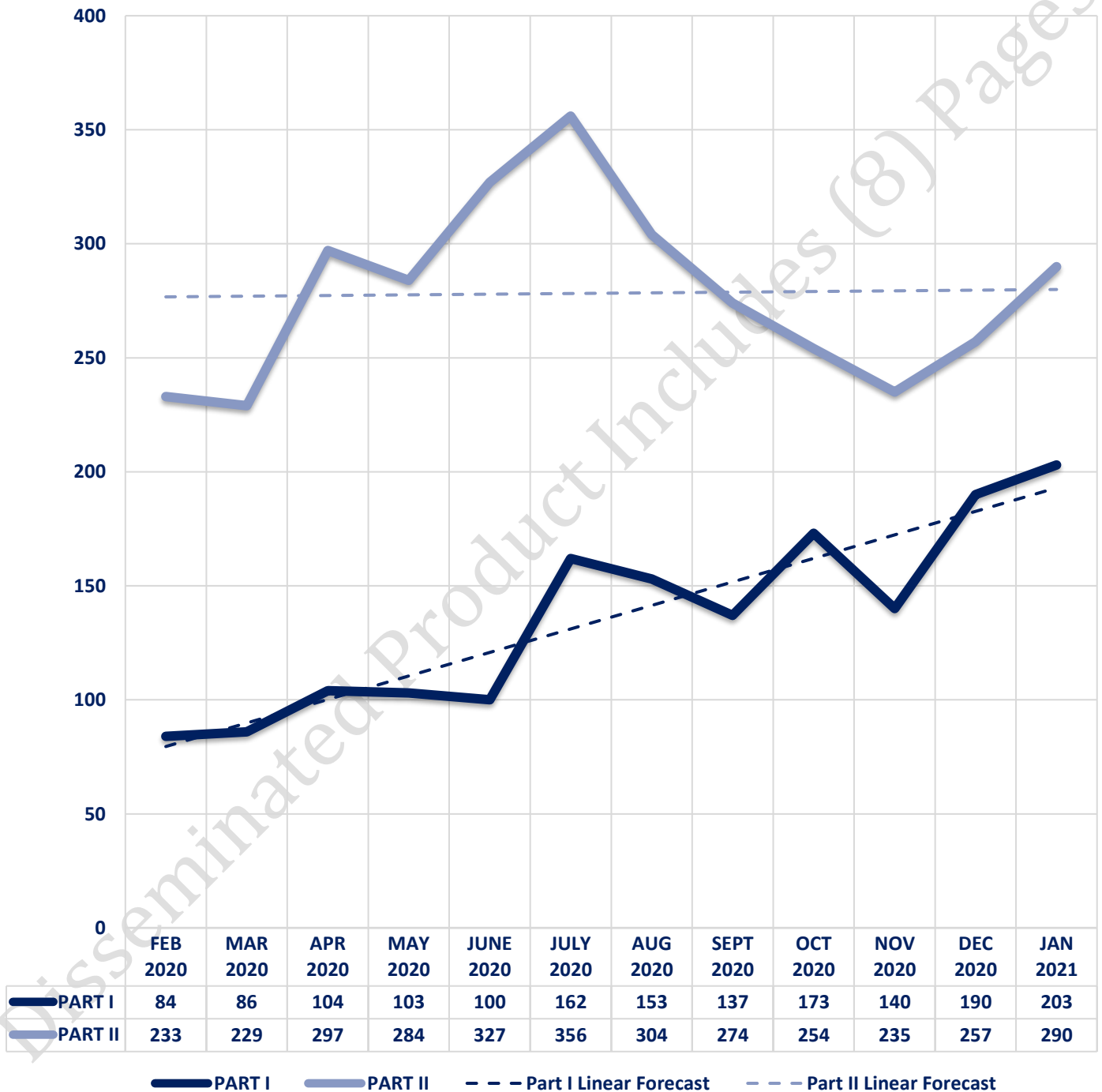


Seized Drugs

TYPE	DOSES	STREET VALUE
Cocaine	65.0	\$ 650.00
Heroin	11.0	\$ 110.00
Marijuana	14071.4	\$ 84,428.68
Hallucinogens	35.1	\$ 70.20
Amphetamines	181.4	\$ 1,814.00
TOTAL	14363.9	\$ 87,072.87



Part I & II Offenses - One Year





CITY COUNCIL DISTRICT #1 MONTHLY OFFENSE SUMMARY

February 2021

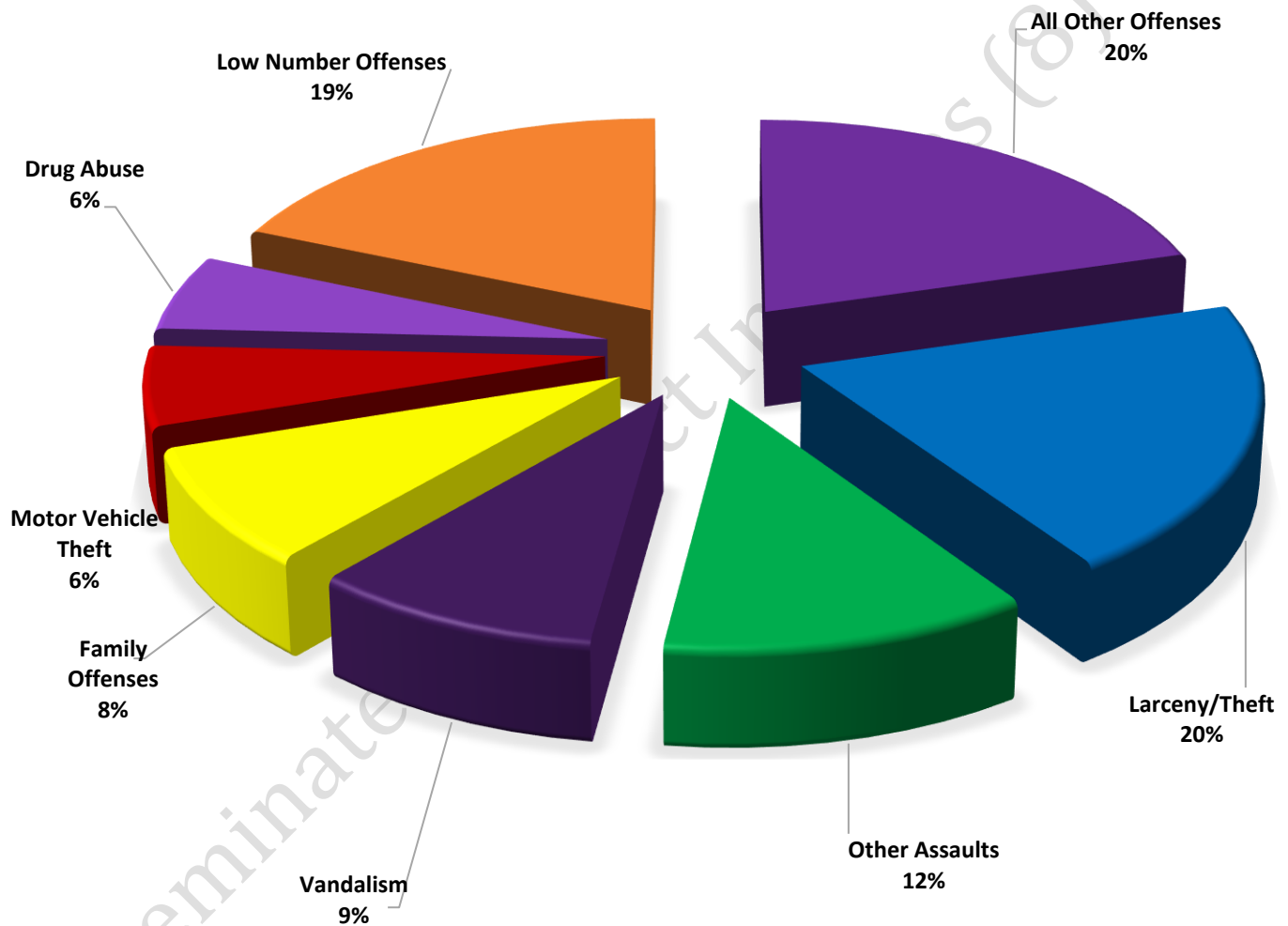
These figures represent preliminary counts of original Police Incident Reports and include all offenses within the above listed City Council District only. Full statistical analysis to determine the confidence level of this data has not been performed. The results contained herein are approximate in relation to the listed area and may not fully coincide with data shown in other areas of SLCPD's Crime Statistics page such as Calls for Service, Crimes Trending, and Crime Reports due to and reflective of departmental procedures that were in place at the time the event occurred and the date this data was compiled. Results displayed are not distinguished as attempted or completed crimes, do not include other calls for police service, and only represent police service where a report was made. Police Incident Reports are classified by primary offense categories as defined by the Uniform Crime Reporting (UCR) system, however for this report all offenses are included, and each incident may have more than one offense listed on it. In cases where there is more than one offense listed, all offenses are counted individually. Although every reasonable verification effort is made, the accuracy of any data is subject to the constraints of the report generation process as well as the manner, format, and point in time of any query.

PART I OFFENSES:	Chosen by the FBI as Part I Offenses because they are serious crimes that occur with regularity in all areas of the country and are likely to be reported to Police.
PART II OFFENSES:	All other crimes other than the eight Part I Offenses. The Uniform Crime Reporting Program gathers only arrest data for Part II Offenses, however, SLCPD results displayed in this document display all Part II Offenses, regardless of the presence of arrest data.
ALL OTHER OFFENSES:	Under the Part II Offense section, 'All Other Offenses' include Peeping Tom, Trespass, Kidnap/Abduction, Pornography, Extortion/Blackmail, Bribery, Warrants, Sexual Offenses, Obstruction, Public Peace, and Hit & Run.
NON-UCR OFFENSES:	Non-UCR Offenses include reports for all other offenses not classified as a Part I or Part II Offense. Results displayed separate some of these offenses such as Ambulance Calls, Deaths, Missing Persons, Suicides, Suspicious Activity, and Traffic Accidents.
ALL OTHER NON-UCR:	Under the Non-UCR category, 'All Other' include the remainder of offenses not classified as Part I or Part II and not separated from the Non-UCR Offenses. These include things such as Loud Parties, Barking Dogs, Mentally Ill Subjects, Citizen Assistance, etc.
LOW NUMBER OFFENSES:	On page two, in the interest of space and allowing for easier viewing, the category titled 'Low Number Offenses' include Part I and Part II Offenses from page one that have totals under the amount of 17.

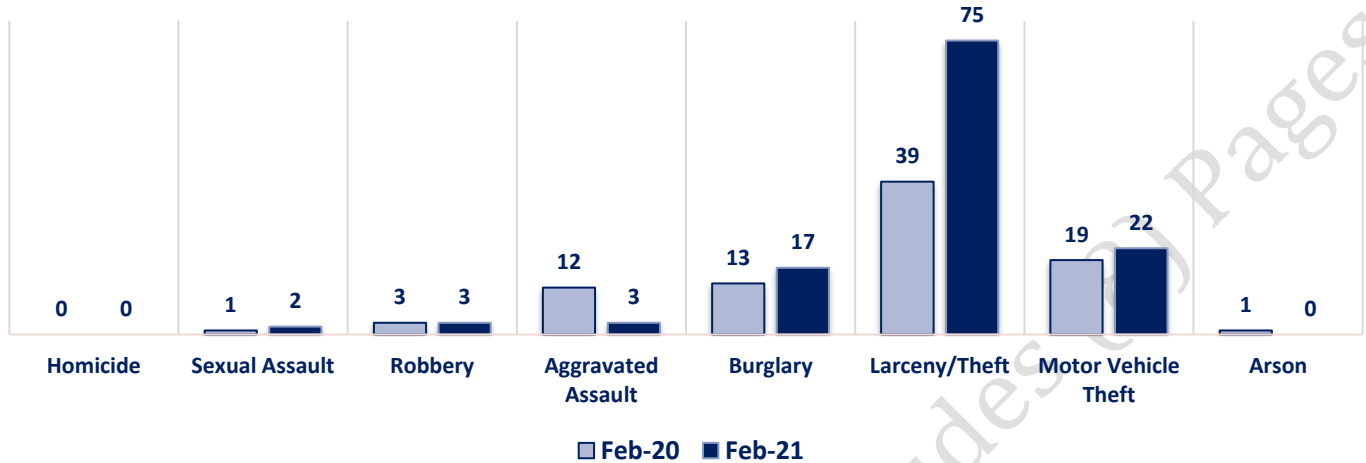
Offenses

PART I OFFENSES		OFFENSE		FEB 20	FEB 21	PART II OFFENSES			
		OFFENSE		FEB 20	FEB 21				
		Homicide		0	0				
		Sexual Assault		1	2				
		Robbery		3	3				
		Aggravated Assault		12	3				
		Burglary		13	17				
		Larceny/Theft		39	75				
		Motor Vehicle Theft		19	22				
		Arson		1	0				
PART I TOTALS		88	122	Sex Offenses		1	2		
NON-UCR OFFENSES		Ambulance Calls		10	14	Drug Abuse		25	21
		Deaths		2	2	Gambling		0	0
		Missing Persons		2	4	Family Offenses		35	32
		Suicides		0	0	DUI		4	2
		Suspicious Activity		13	15	Liquor Laws		1	0
		Traffic Accidents		32	28	Drunkenness		9	7
		All Other		115	111	Disorderly Conduct		3	6
		NON-UCR TOTALS		174	174	All Other Offenses		84	77
PART I OFFENSES		88	122	Curfew/Loitering		0	0		
PART II OFFENSES		236	254	Runaway		5	0		
NON-UCR OFFENSES		174	174	PART II TOTALS		236	254		
TOTAL		498	550						

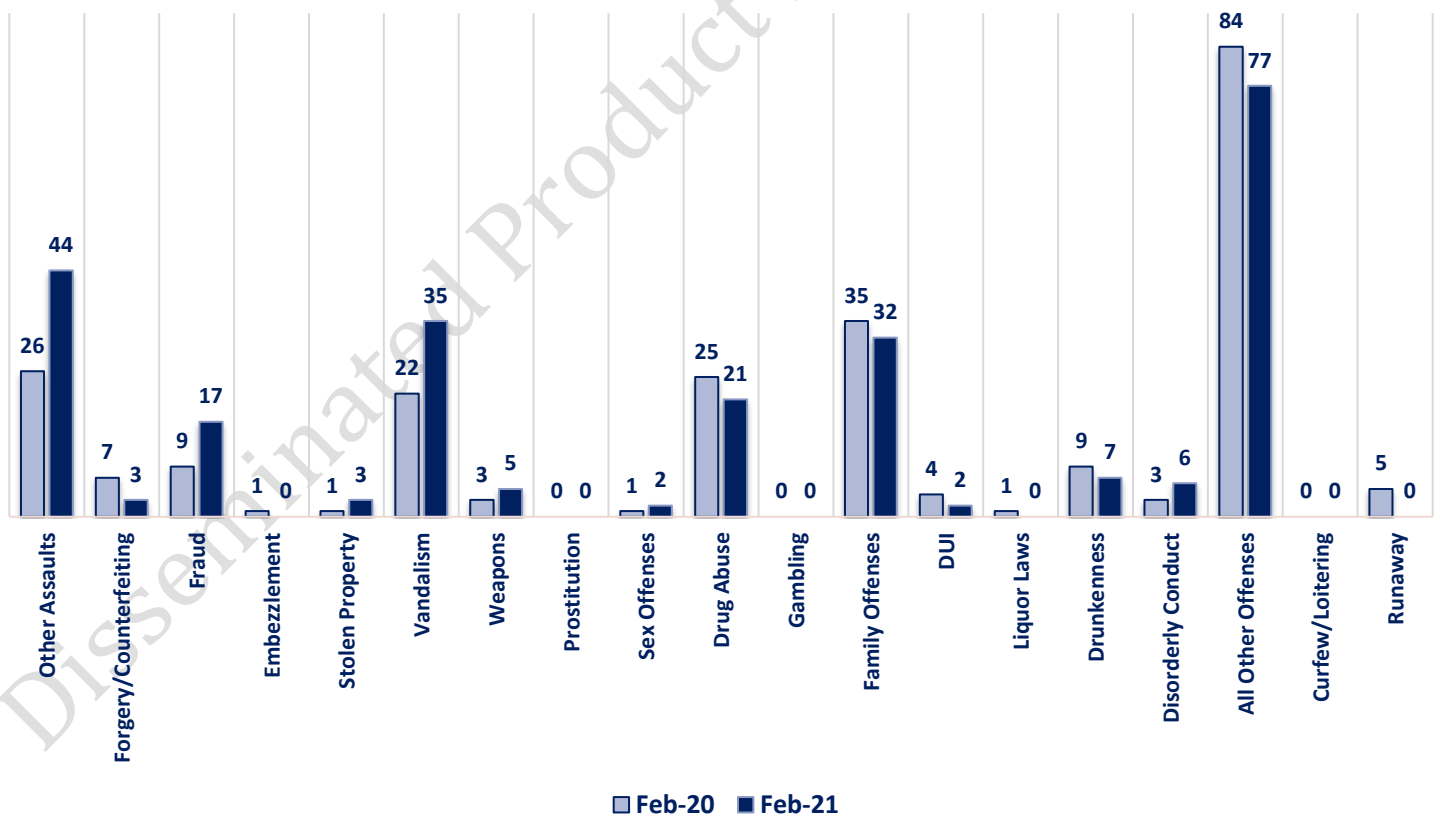
FEBRUARY 2021- PART I & II OFFENSE PERCENTAGES



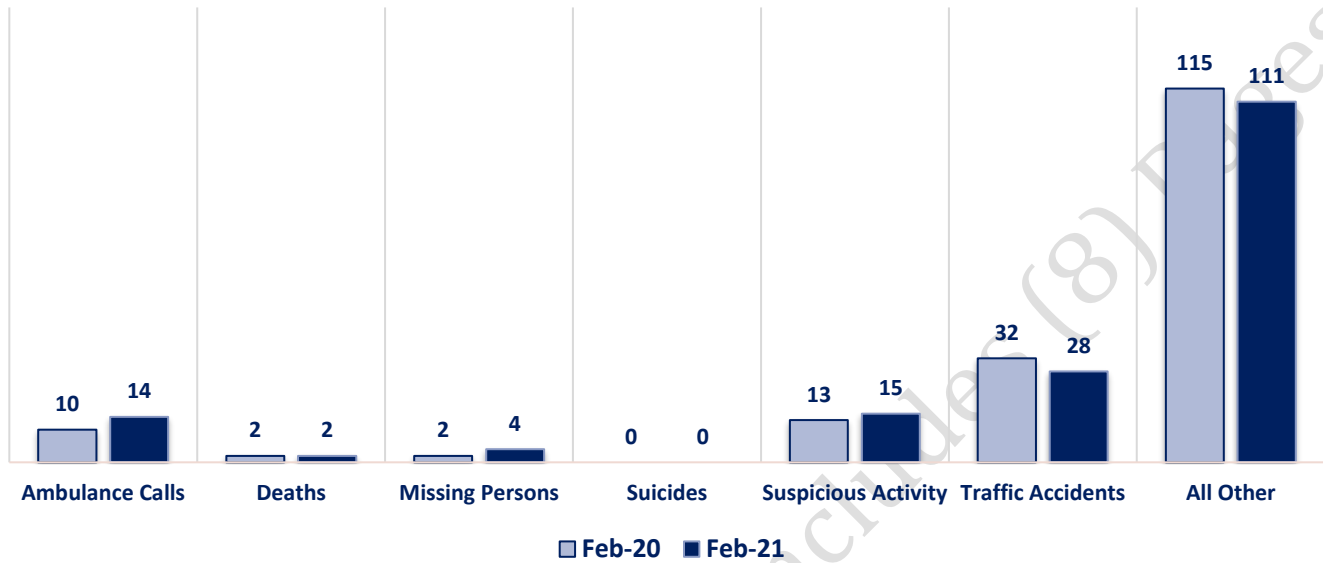
Part I Offenses



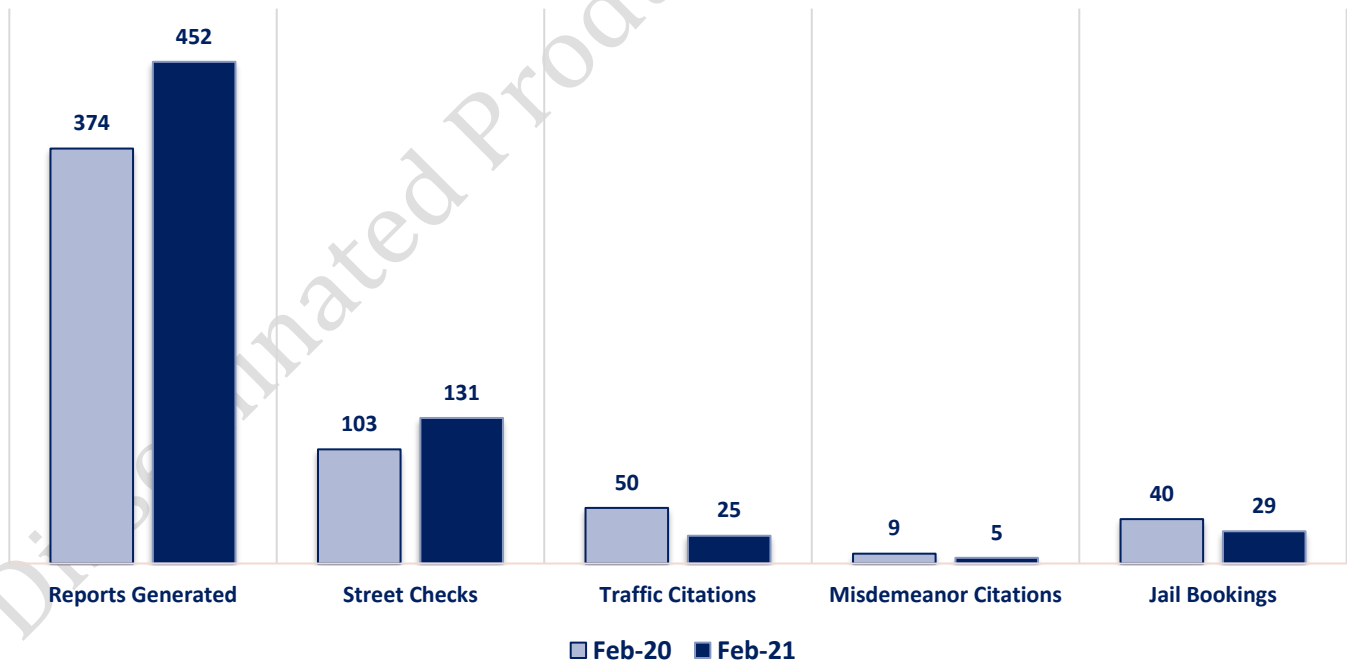
Part II Offenses



Non-UCR Offenses

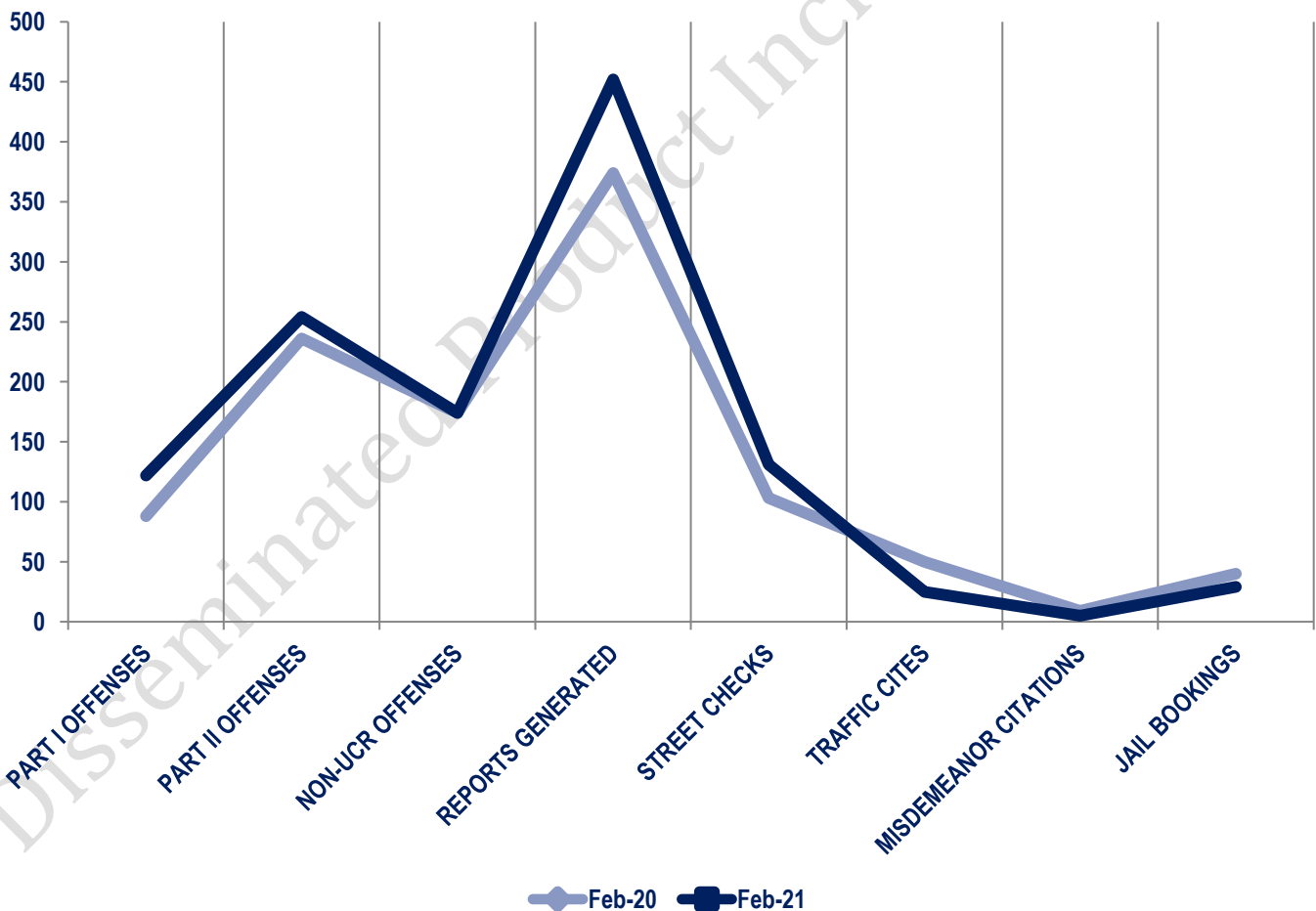


Other Event Totals



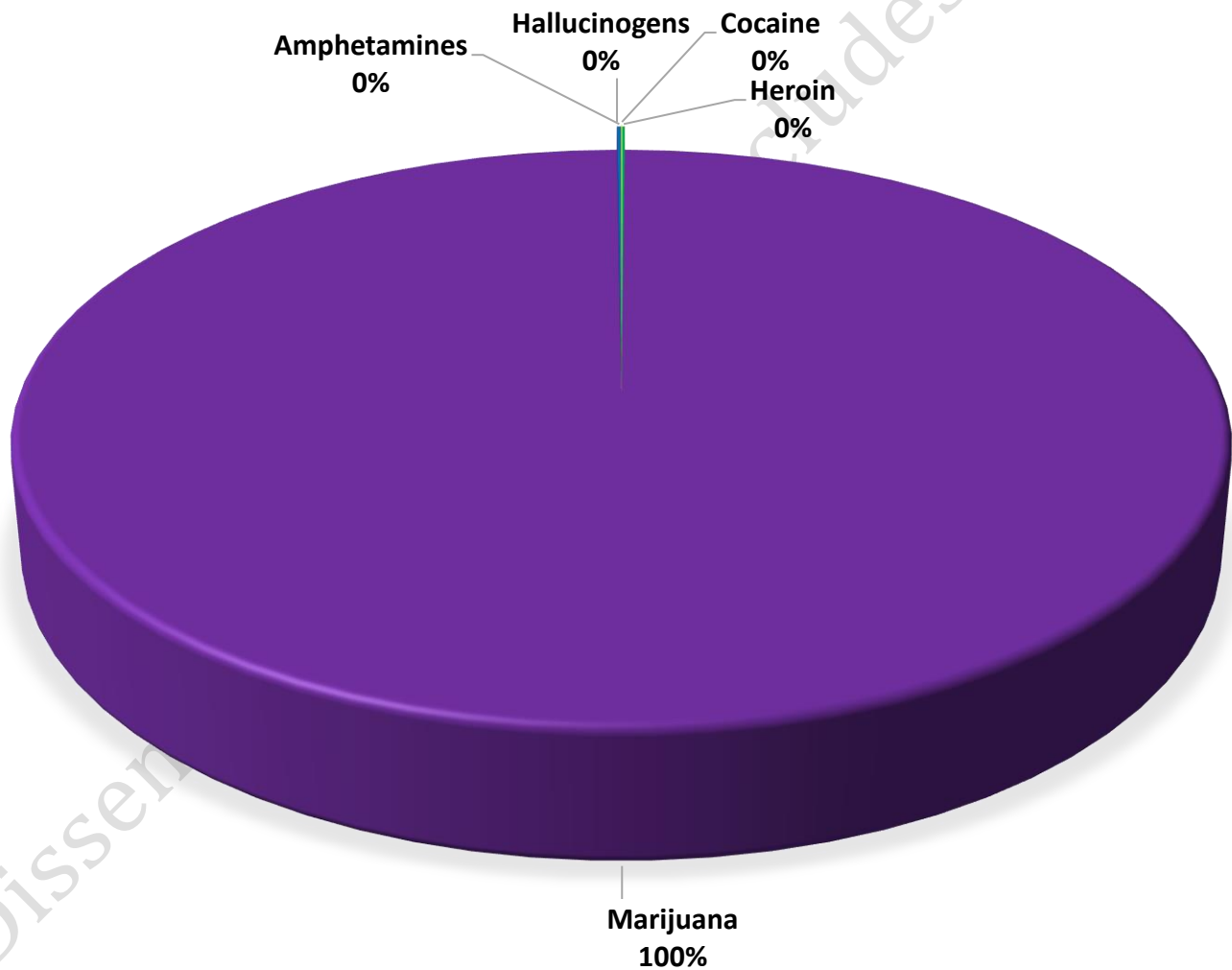
Combined Offense/Event Trends

	FEB 2020	FEB 2021
Part I Offenses	88	122
Part II Offenses	236	254
NonUCR Offenses	174	174
Reports Generated	374	452
Street Checks	103	131
Traffic Citations	50	25
Misdemeanor Citations	9	5
Jail Bookings	40	29

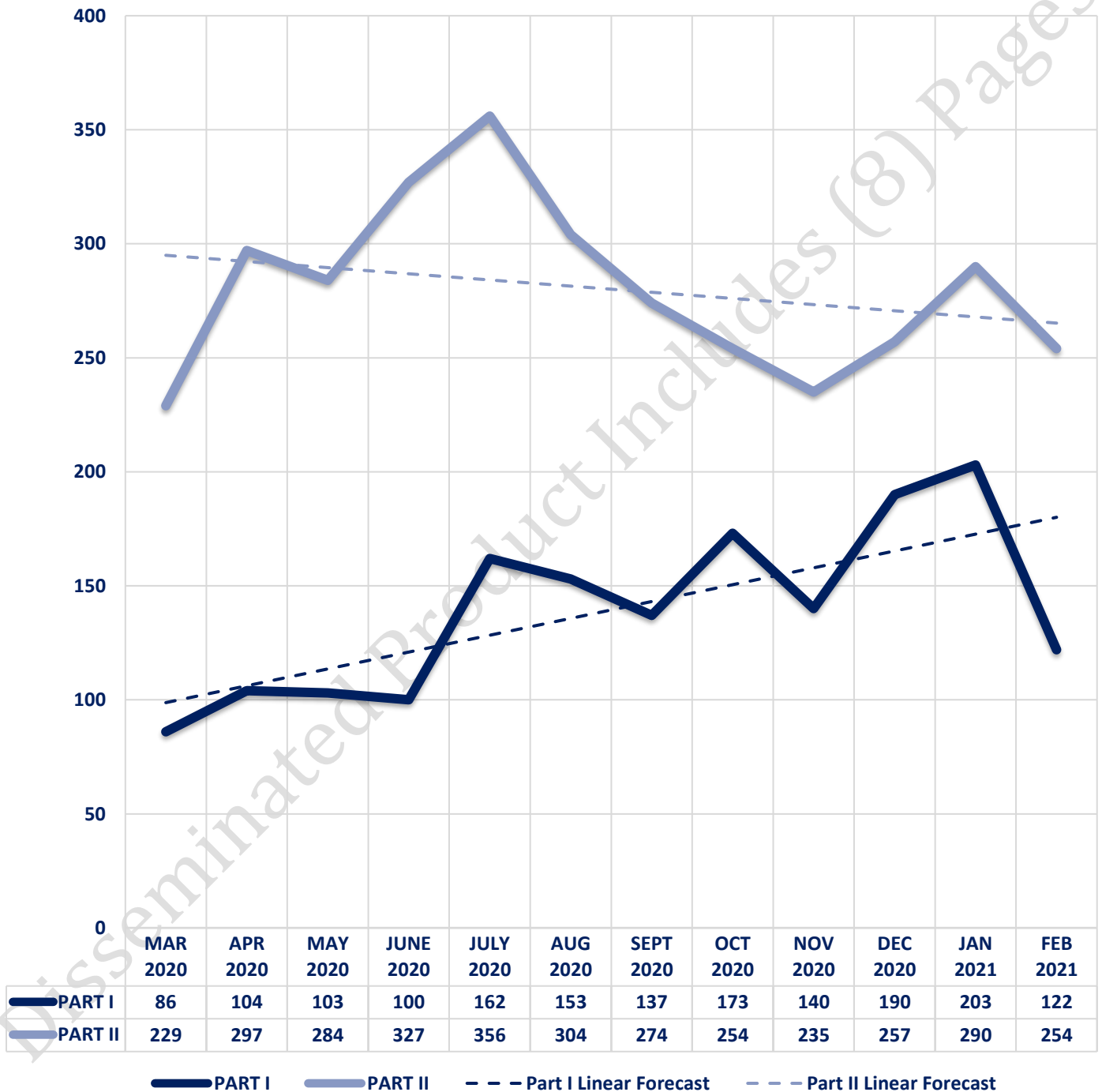


Seized Drugs

TYPE	DOSES	STREET VALUE
Cocaine	45.0	\$ 450.00
Heroin	136.0	\$ 1,360.00
Marijuana	170060.3	\$ 1,020,361.62
Hallucinogens	0.0	\$ -
Amphetamines	220.0	\$ 2,200.00
TOTAL	170461.3	\$ 1,024,371.62



Part I & II Offenses - One Year





CITY COUNCIL DISTRICT #1 MONTHLY OFFENSE SUMMARY

March 2021

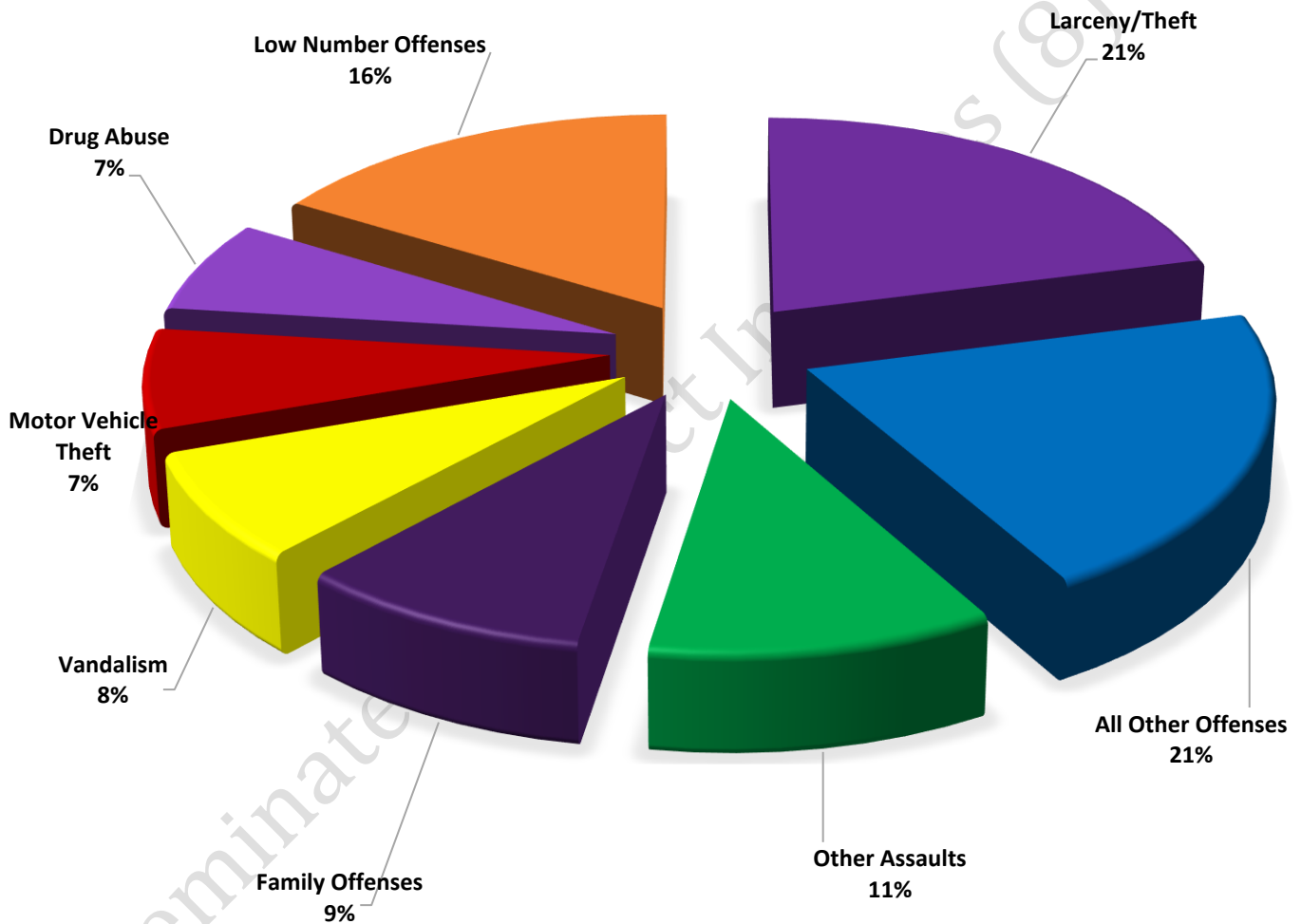
These figures represent preliminary counts of original Police Incident Reports and include all offenses within the above listed City Council District only. Full statistical analysis to determine the confidence level of this data has not been performed. The results contained herein are approximate in relation to the listed area and may not fully coincide with data shown in other areas of SLCPD's Crime Statistics page such as Calls for Service, Crimes Trending, and Crime Reports due to and reflective of departmental procedures that were in place at the time the event occurred and the date this data was compiled. Results displayed are not distinguished as attempted or completed crimes, do not include other calls for police service, and only represent police service where a report was made. Police Incident Reports are classified by primary offense categories as defined by the Uniform Crime Reporting (UCR) system, however for this report all offenses are included, and each incident may have more than one offense listed on it. In cases where there is more than one offense listed, all offenses are counted individually. Although every reasonable verification effort is made, the accuracy of any data is subject to the constraints of the report generation process as well as the manner, format, and point in time of any query.

PART I OFFENSES:	Chosen by the FBI as Part I Offenses because they are serious crimes that occur with regularity in all areas of the country and are likely to be reported to Police.
PART II OFFENSES:	All other crimes other than the eight Part I Offenses. The Uniform Crime Reporting Program gathers only arrest data for Part II Offenses, however, SLCPD results displayed in this document display all Part II Offenses, regardless of the presence of arrest data.
ALL OTHER OFFENSES:	Under the Part II Offense section, 'All Other Offenses' include Peeping Tom, Trespass, Kidnap/Abduction, Pornography, Extortion/Blackmail, Bribery, Warrants, Sexual Offenses, Obstruction, Public Peace, and Hit & Run.
NON-UCR OFFENSES:	Non-UCR Offenses include reports for all other offenses not classified as a Part I or Part II Offense. Results displayed separate some of these offenses such as Ambulance Calls, Deaths, Missing Persons, Suicides, Suspicious Activity, and Traffic Accidents.
ALL OTHER NON-UCR:	Under the Non-UCR category, 'All Other' include the remainder of offenses not classified as Part I or Part II and not separated from the Non-UCR Offenses. These include things such as Loud Parties, Barking Dogs, Mentally Ill Subjects, Citizen Assistance, etc.
LOW NUMBER OFFENSES:	On page two, in the interest of space and allowing for easier viewing, the category titled 'Low Number Offenses' include Part I and Part II Offenses from page one that have totals under the amount of 13.

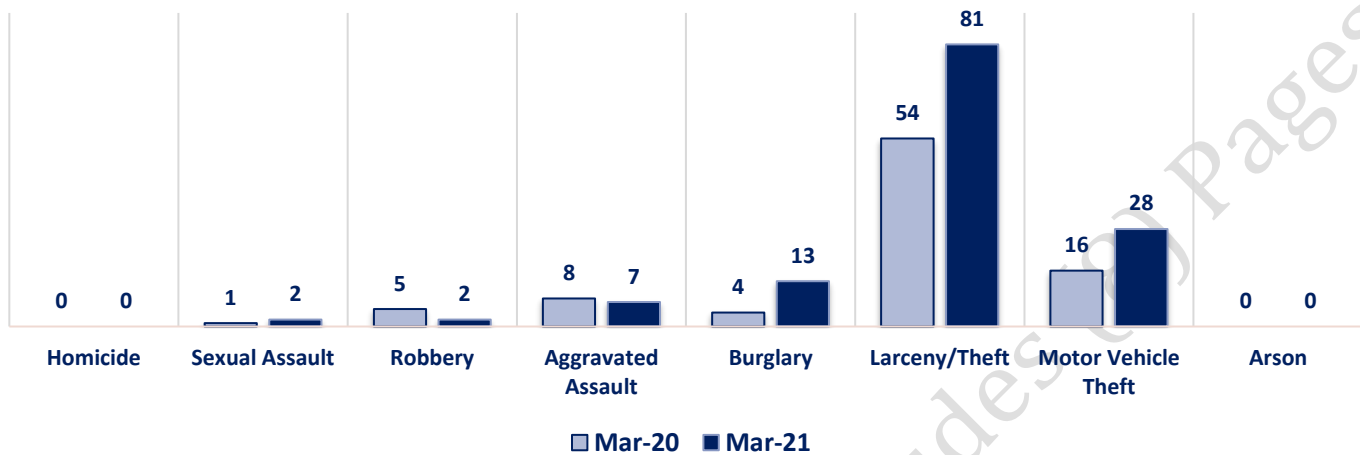
Offenses

	OFFENSE	MAR 20	MAR 21	OFFENSE	MAR 20	MAR 21	
PART I OFFENSES	VIOLENT	Homicide	0	0	Other Assaults	36	42
		Sexual Assault	1	2	Forgery/Counterfeit	4	2
		Robbery	5	2	Fraud	13	12
		Aggravated Assault	8	7	Embezzlement	0	0
	PROPERTY	Burglary	4	13	Stolen Property	4	2
		Larceny/Theft	54	81	Vandalism	26	30
		Motor Vehicle Theft	16	28	Weapons	8	6
		Arson	0	0	Prostitution	2	0
		PART I TOTALS	88	133	Sex Offenses	4	0
NON-UCR OFFENSES		Ambulance Calls	9	17	Drug Abuse	23	26
		Deaths	4	5	Gambling	0	0
		Missing Persons	2	4	Family Offenses	35	36
		Suicides	0	0	DUI	6	5
		Suspicious Activity	16	14	Liquor Laws	0	0
		Traffic Accidents	23	19	Drunkenness	3	8
		All Other	113	132	Disorderly Conduct	1	4
		NON-UCR TOTALS	167	191	All Other Offenses	72	80
		PART I OFFENSES	88	133	Curfew/Loitering	0	0
TOTALS		PART II OFFENSES	241	253	Runaway	4	0
		NON-UCR OFFENSES	167	191	PART II TOTALS	241	253
		TOTAL	496	577			

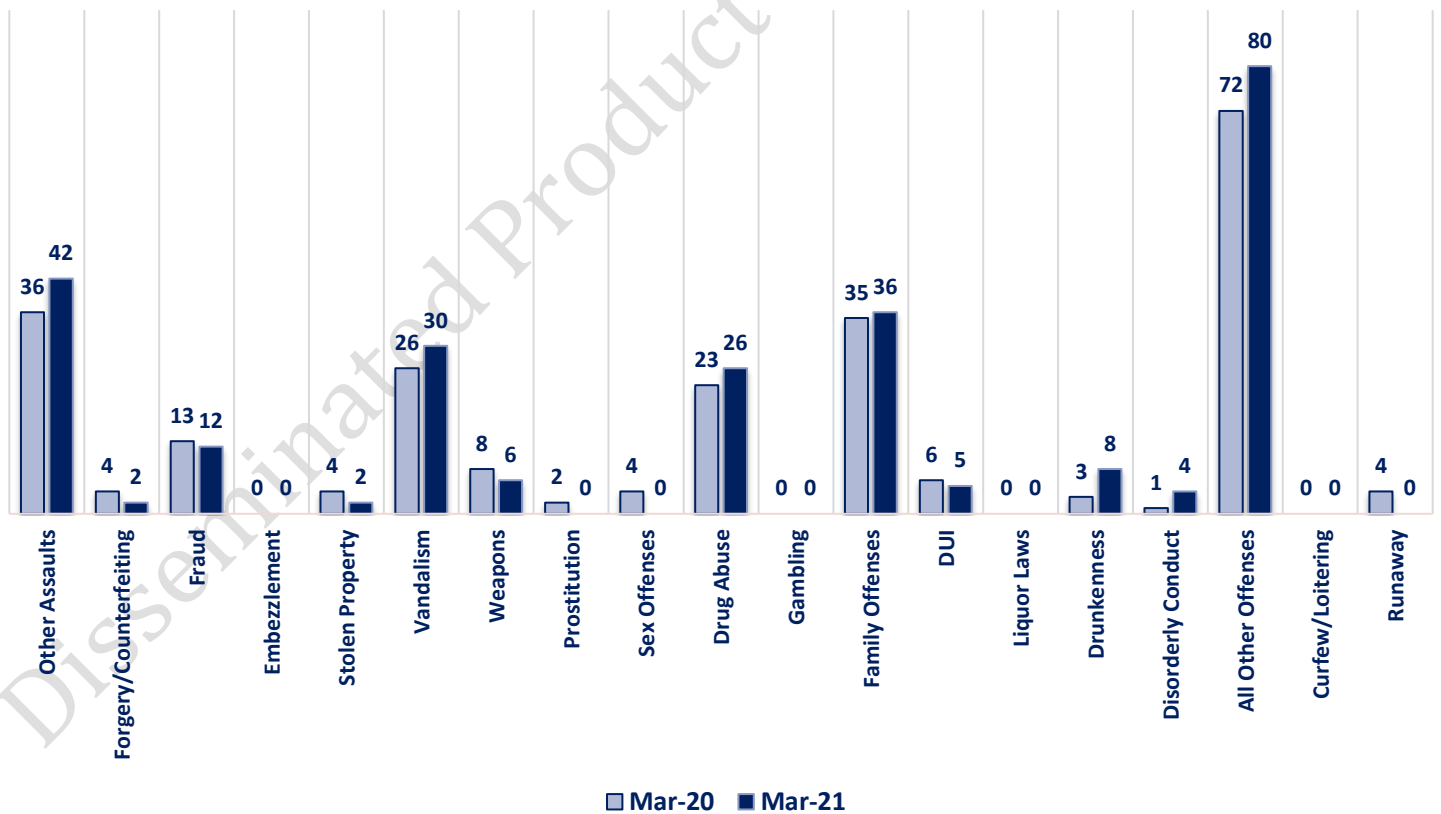
MARCH 2021 PART I & II OFFENSE PERCENTAGES



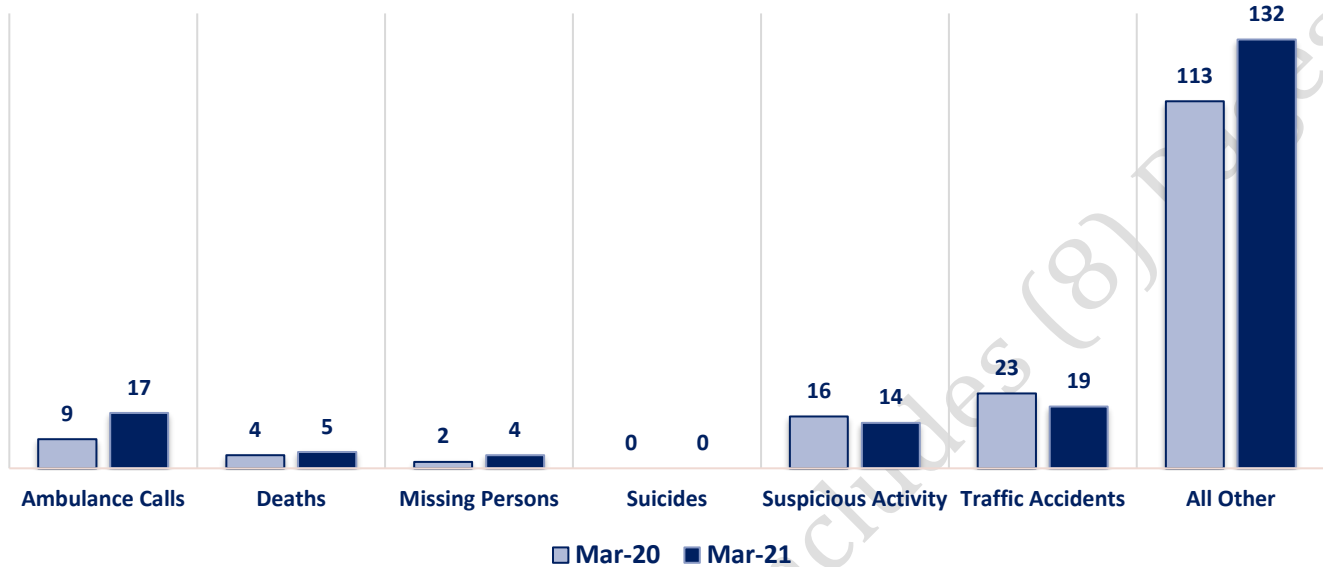
Part I Offenses



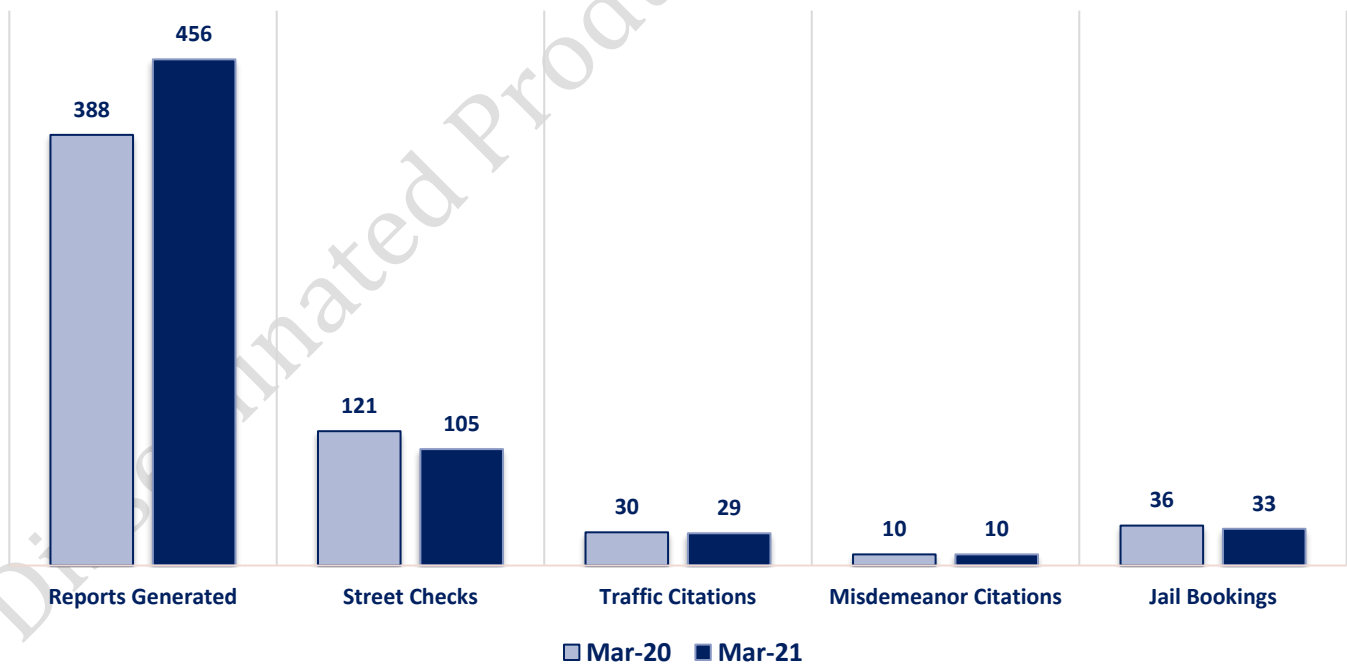
Part II Offenses



Non-UCR Offenses

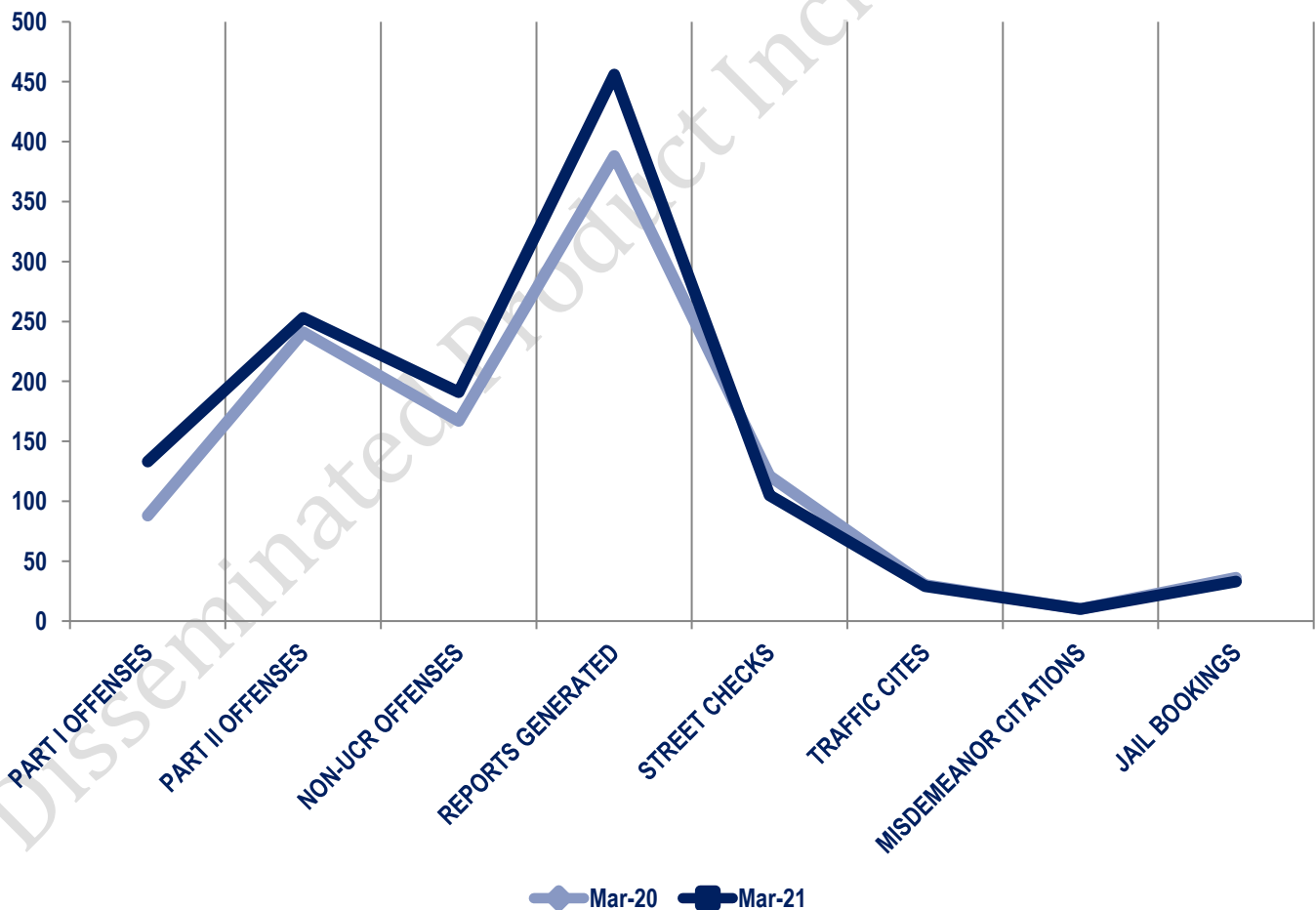


Other Event Totals



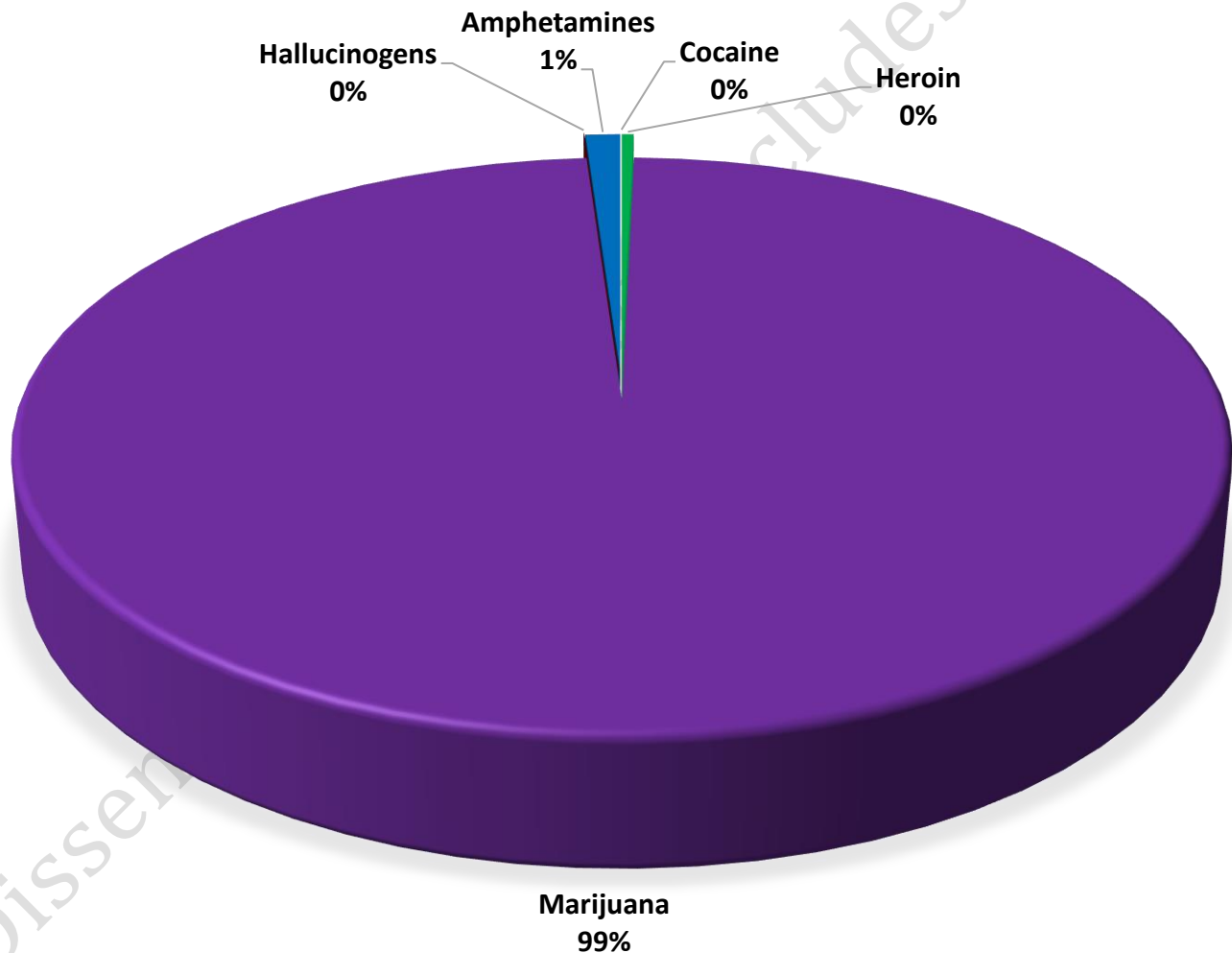
Combined Offense/Event Trends

	MAR 2020	MAR 2021
Part I Offenses	88	133
Part II Offenses	241	253
NonUCR Offenses	167	191
Reports Generated	388	456
Street Checks	121	105
Traffic Citations	30	29
Misdemeanor Citations	10	10
Jail Bookings	36	33

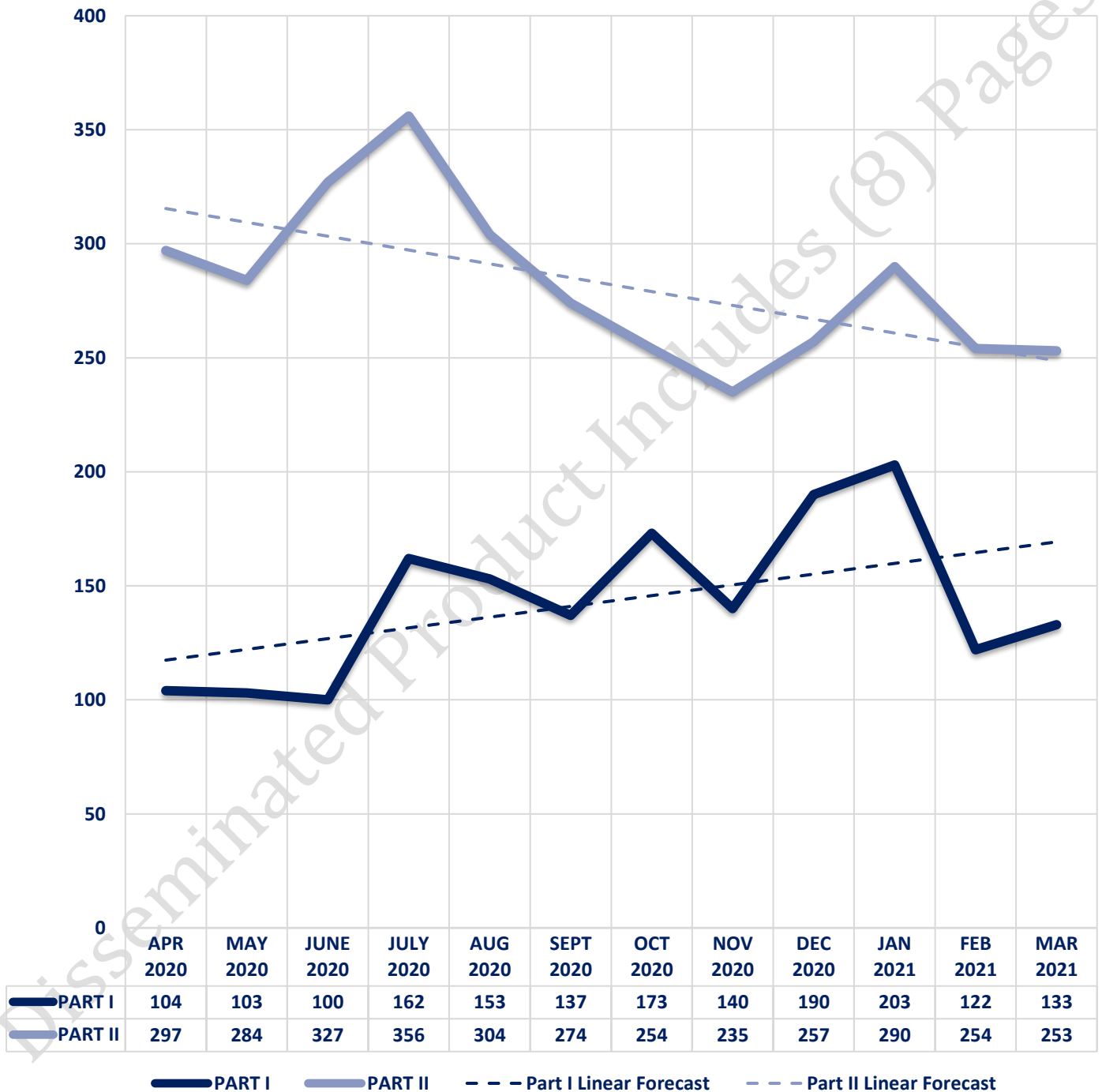


Seized Drugs

TYPE	DOSES	STREET VALUE
Cocaine	0.0	\$ -
Heroin	121.0	\$ 1,210.00
Marijuana	31954.5	\$ 191,727.24
Hallucinogens	0.0	\$ -
Amphetamines	352.0	\$ 3,520.00
TOTAL	32427.5	\$ 196,457.24



Part I & II Offenses - One Year





CITY COUNCIL DISTRICT #1 MONTHLY OFFENSE SUMMARY

April 2021

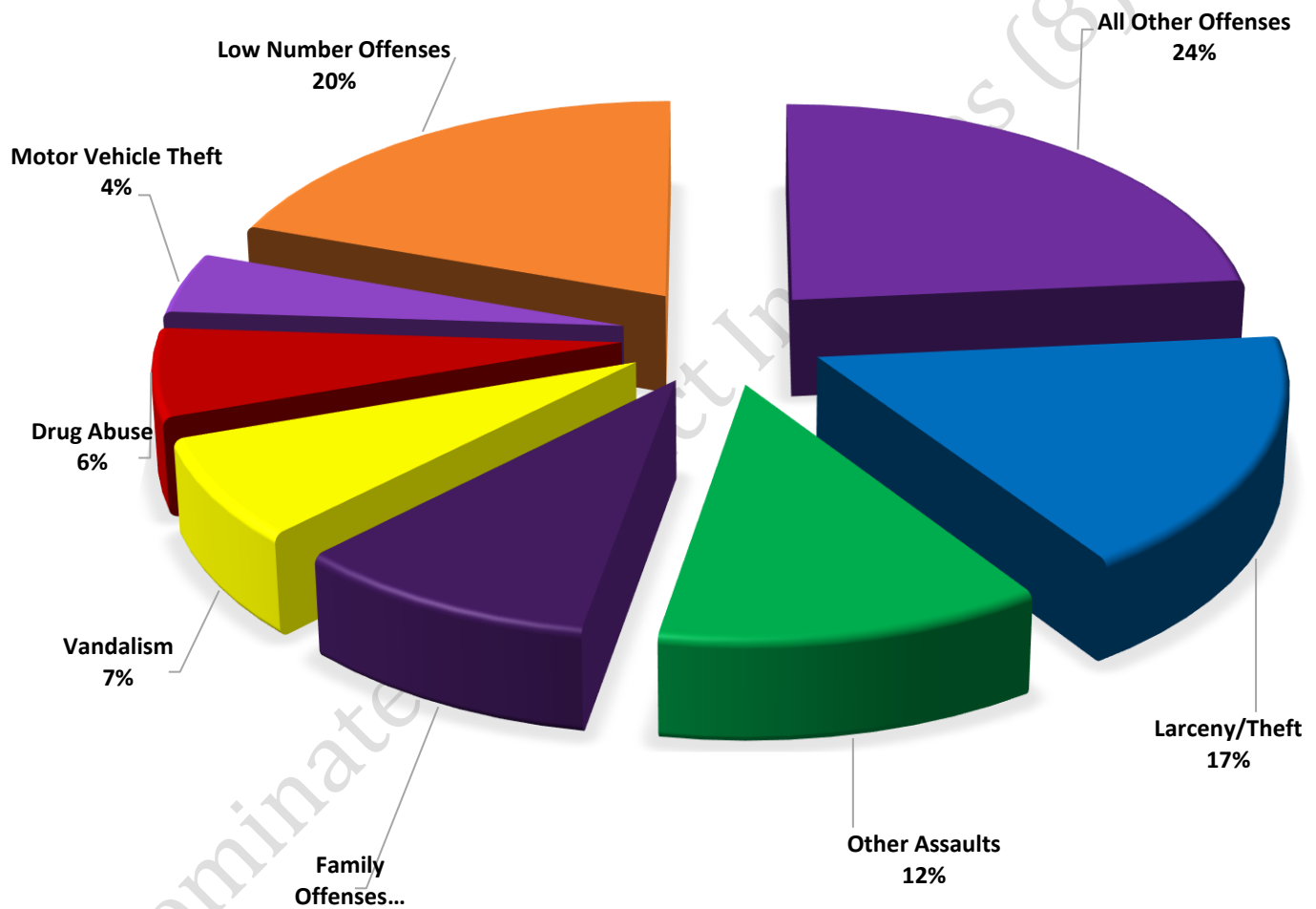
These figures represent preliminary counts of original Police Incident Reports and include all offenses within the above listed City Council District only. Full statistical analysis to determine the confidence level of this data has not been performed. The results contained herein are approximate in relation to the listed area and may not fully coincide with data shown in other areas of SLCPD's Crime Statistics page such as Calls for Service, Crimes Trending, and Crime Reports due to and reflective of departmental procedures that were in place at the time the event occurred and the date this data was compiled. Results displayed are not distinguished as attempted or completed crimes, do not include other calls for police service, and only represent police service where a report was made. Police Incident Reports are classified by primary offense categories as defined by the Uniform Crime Reporting (UCR) system, however for this report all offenses are included, and each incident may have more than one offense listed on it. In cases where there is more than one offense listed, all offenses are counted individually. Although every reasonable verification effort is made, the accuracy of any data is subject to the constraints of the report generation process as well as the manner, format, and point in time of any query.

PART I OFFENSES:	Chosen by the FBI as Part I Offenses because they are serious crimes that occur with regularity in all areas of the country and are likely to be reported to Police.
PART II OFFENSES:	All other crimes other than the eight Part I Offenses. The Uniform Crime Reporting Program gathers only arrest data for Part II Offenses, however, SLCPD results displayed in this document display all Part II Offenses, regardless of the presence of arrest data.
ALL OTHER OFFENSES:	Under the Part II Offense section, 'All Other Offenses' include Peeping Tom, Trespass, Kidnap/Abduction, Pornography, Extortion/Blackmail, Bribery, Warrants, Sexual Offenses, Obstruction, Public Peace, and Hit & Run.
NON-UCR OFFENSES:	Non-UCR Offenses include reports for all other offenses not classified as a Part I or Part II Offense. Results displayed separate some of these offenses such as Ambulance Calls, Deaths, Missing Persons, Suicides, Suspicious Activity, and Traffic Accidents.
ALL OTHER NON-UCR:	Under the Non-UCR category, 'All Other' include the remainder of offenses not classified as Part I or Part II and not separated from the Non-UCR Offenses. These include things such as Loud Parties, Barking Dogs, Mentally Ill Subjects, Citizen Assistance, etc.
LOW NUMBER OFFENSES:	On page two, in the interest of space and allowing for easier viewing, the category titled 'Low Number Offenses' include Part I and Part II Offenses from page one that have totals under the amount of 17.

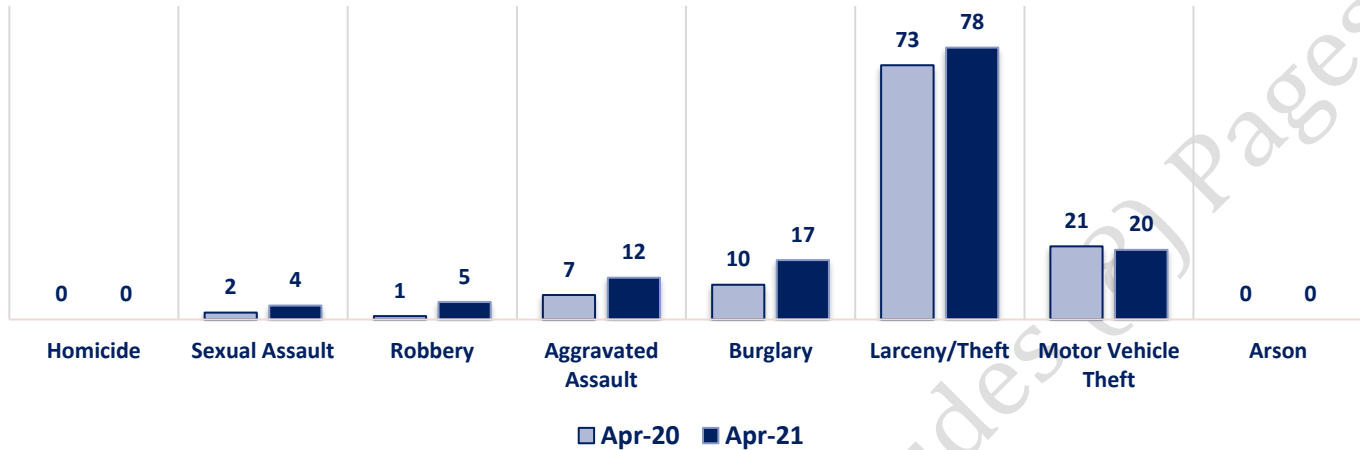
Offenses

PART I OFFENSES		OFFENSE		APR 20	APR 21	PART II OFFENSES			
		Homicide		0	0				
		Sexual Assault		2	4				
		Robbery		1	5				
		Aggravated Assault		7	12				
		Burglary		10	17				
		Larceny/Theft		73	78				
		Motor Vehicle Theft		21	20				
		Arson		0	0				
		PART I TOTALS		114	136				
NON-UCR OFFENSES		Ambulance Calls		13	14	Drug Abuse		33	29
		Deaths		5	2	Gambling		0	0
		Missing Persons		8	0	Family Offenses		47	44
		Suicides		1	0	DUI		9	5
		Suspicious Activity		17	19	Liquor Laws		2	0
		Traffic Accidents		16	36	Drunkenness		7	8
		All Other		122	158	Disorderly Conduct		8	4
		NON-UCR TOTALS		182	229	All Other Offenses		76	107
PART I OFFENSES		114	136	Curfew/Loitering		0	0		
PART II OFFENSES		286	319	Runaway		4	0		
NON-UCR OFFENSES		182	229	PART II TOTALS		286	319		
TOTAL		582	684						

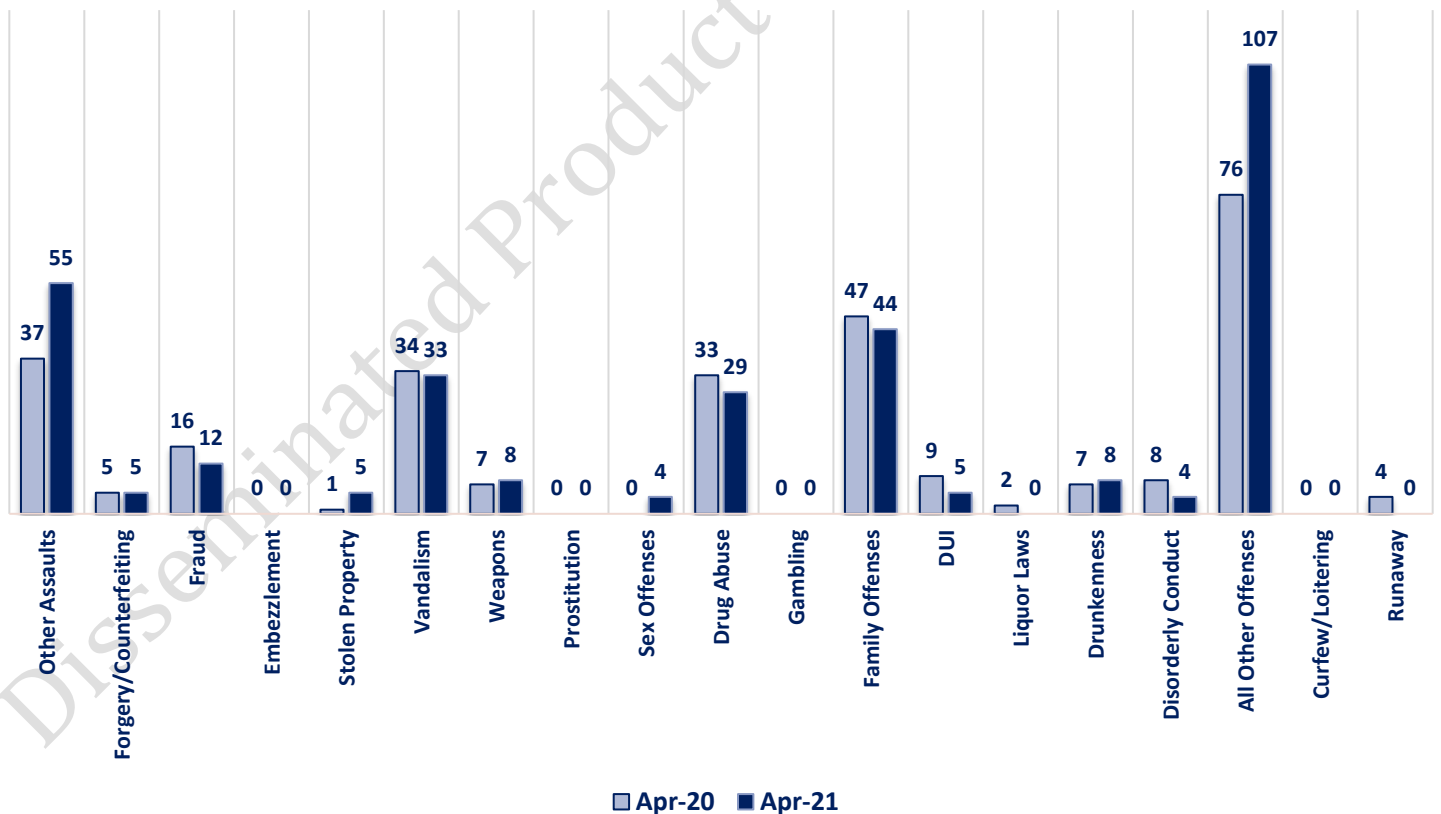
APRIL 2021- PART I & II OFFENSE PERCENTAGES



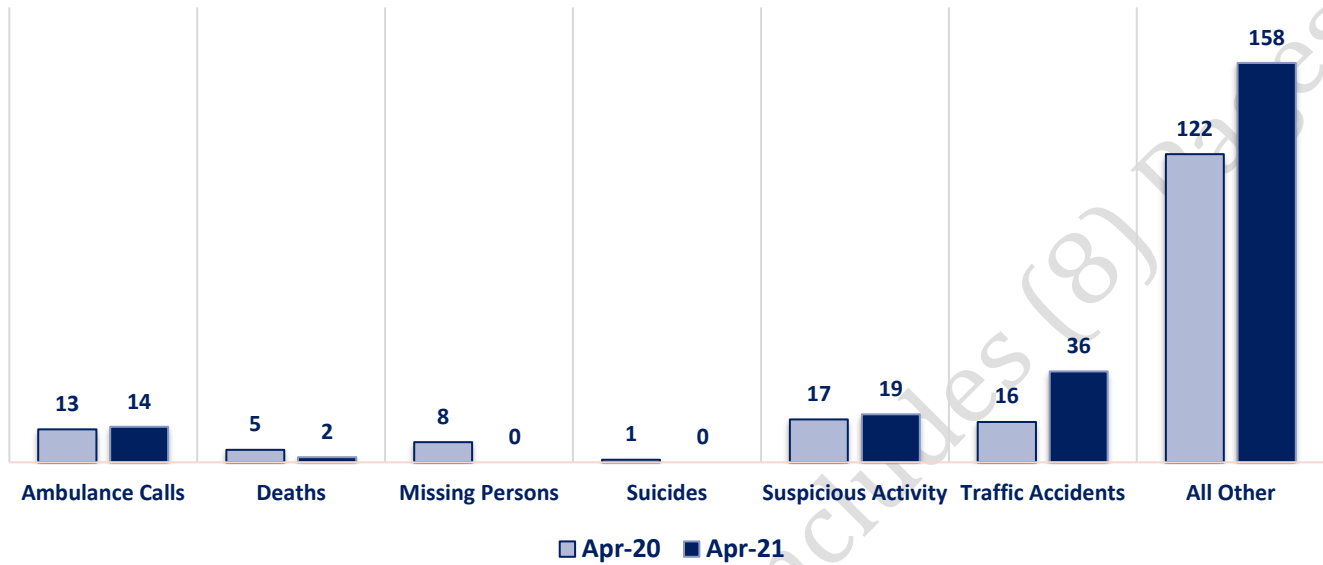
Part I Offenses



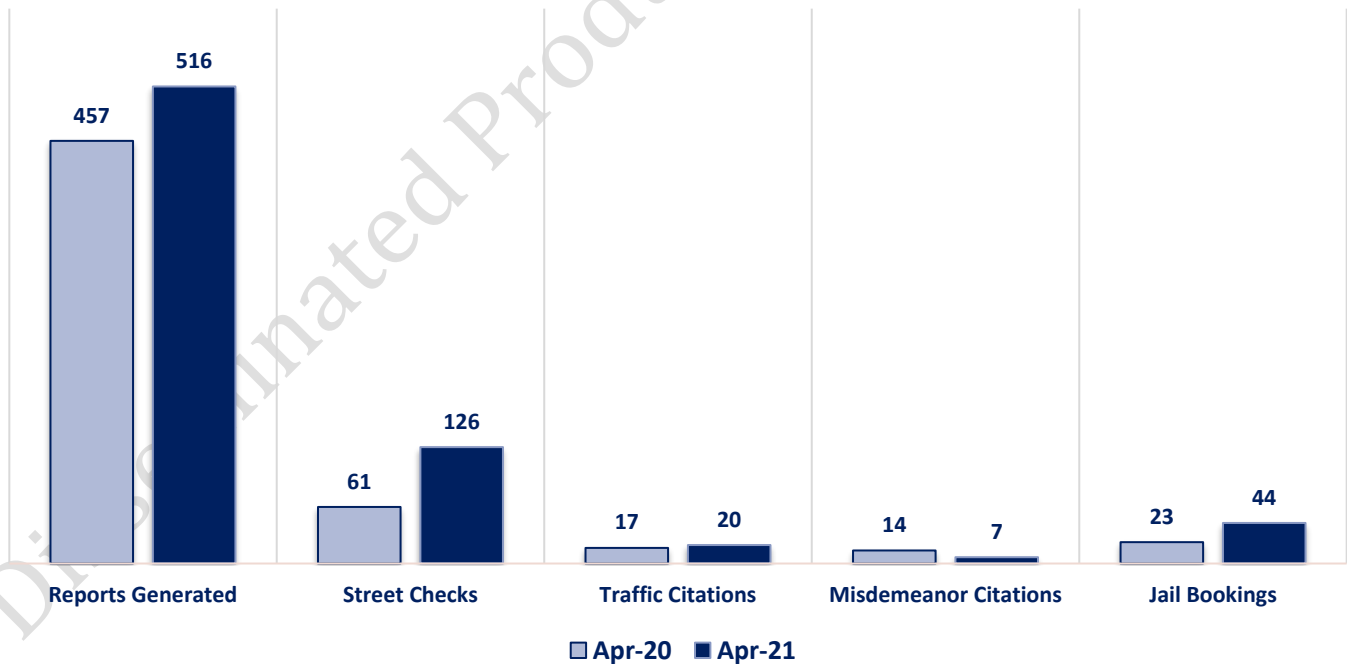
Part II Offenses



Non-UCR Offenses

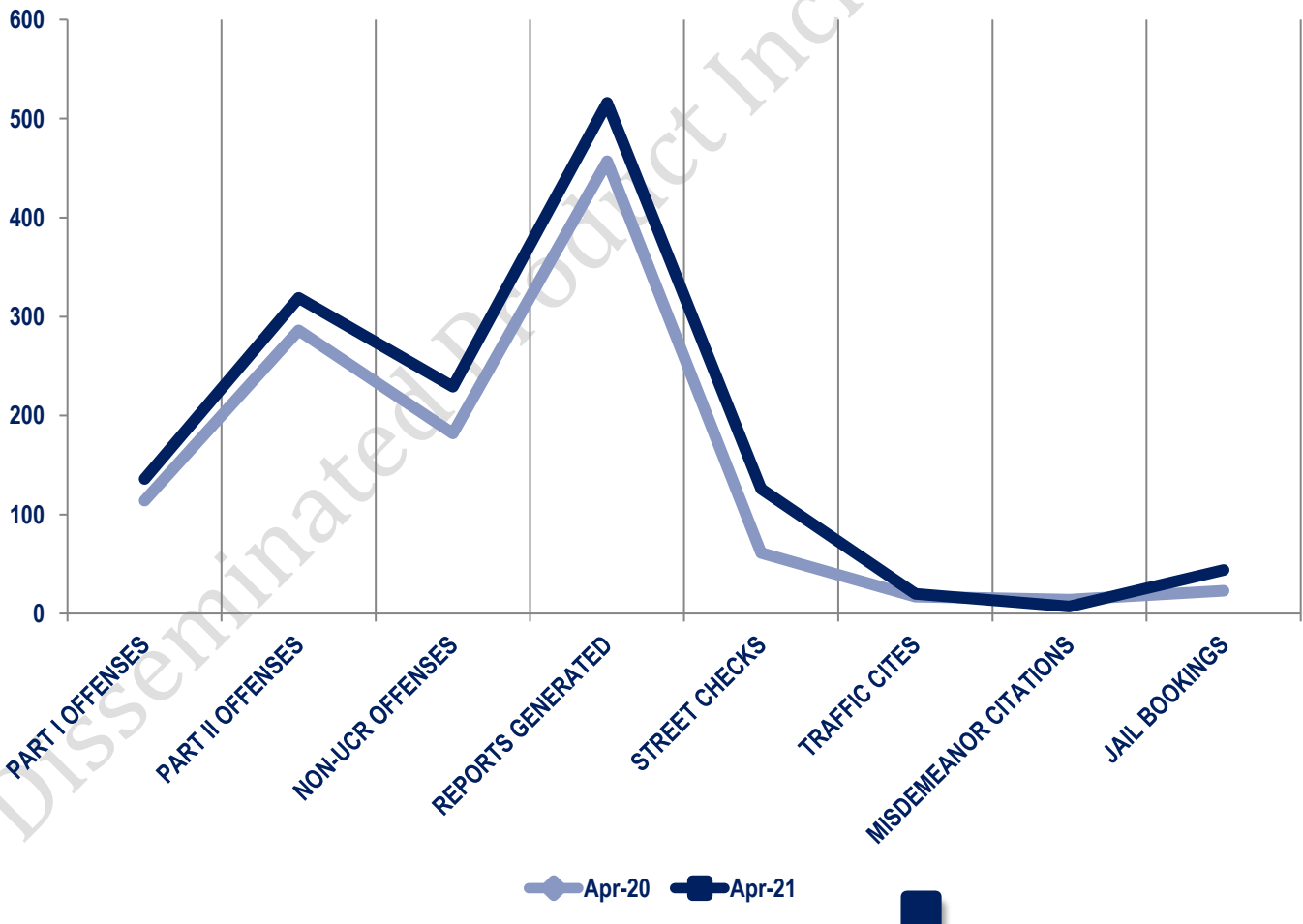


Other Event Totals



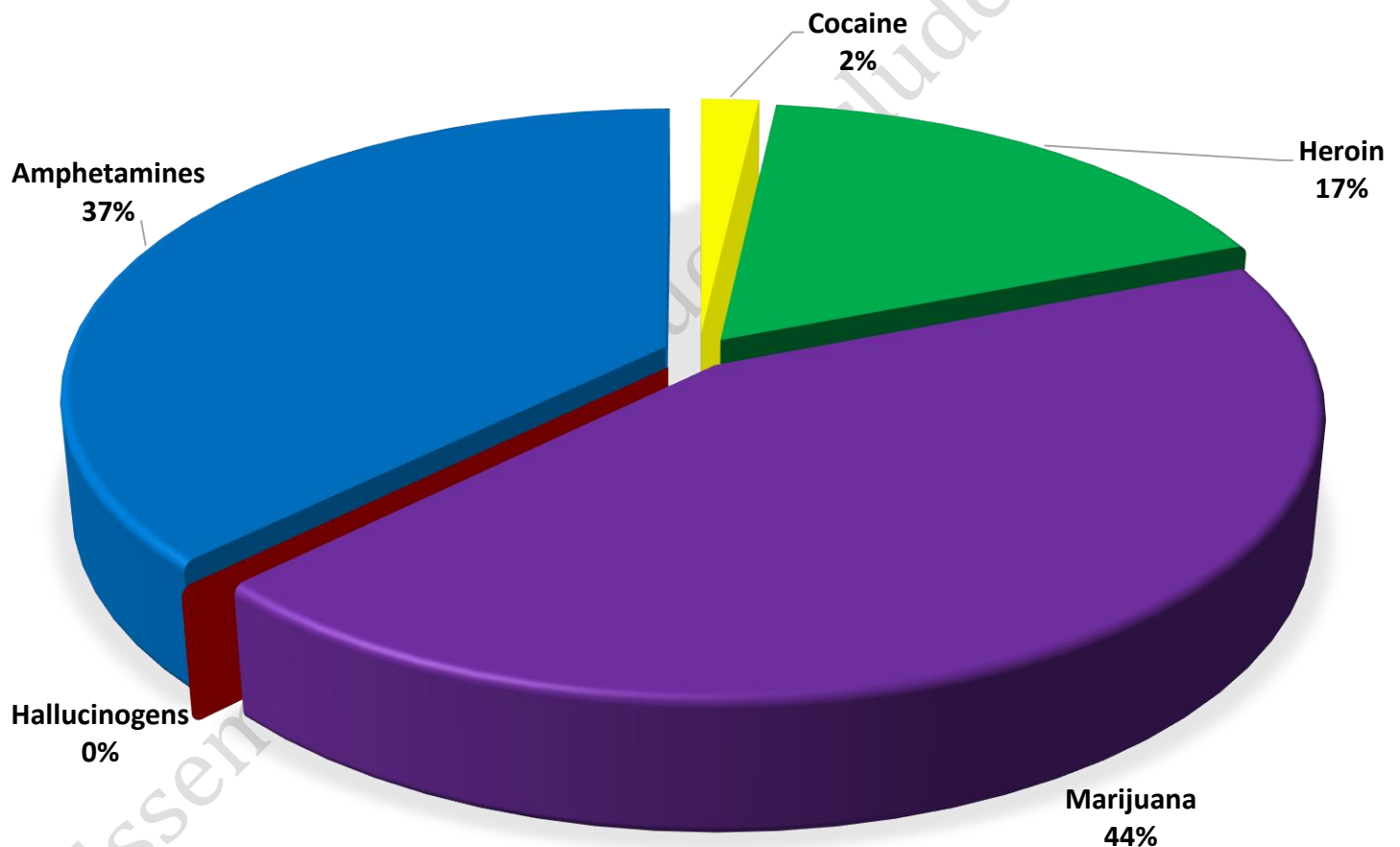
Combined Offense/Event Trends

	APR 2020	APR 2021
Part I Offenses	114	136
Part II Offenses	286	319
NonUCR Offenses	182	229
Reports Generated	457	516
Street Checks	61	126
Traffic Citations	17	20
Misdemeanor Citations	14	7
Jail Bookings	23	44

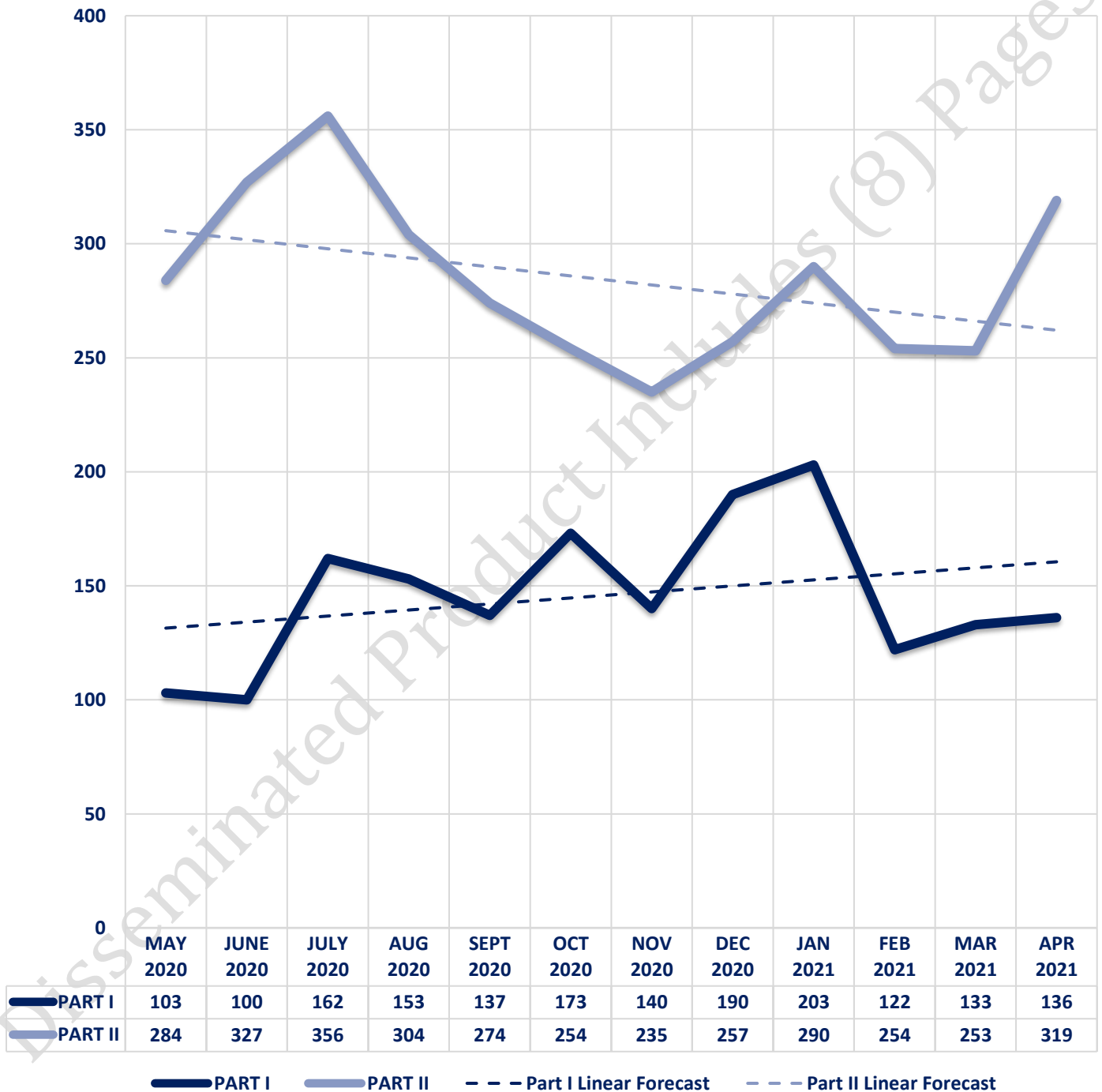


Seized Drugs

TYPE	DOSES	STREET VALUE
Cocaine	1598.0	\$ 15,980.00
Heroin	15182.0	\$ 151,820.00
Marijuana	38349.5	\$ 230,096.97
Hallucinogens	0.0	\$ -
Amphetamines	32814.1	\$ 328,141.00
TOTAL	87943.6	\$ 726,037.97



Part I & II Offenses - One Year





CITY COUNCIL DISTRICT #1 MONTHLY OFFENSE SUMMARY

MAY 2021

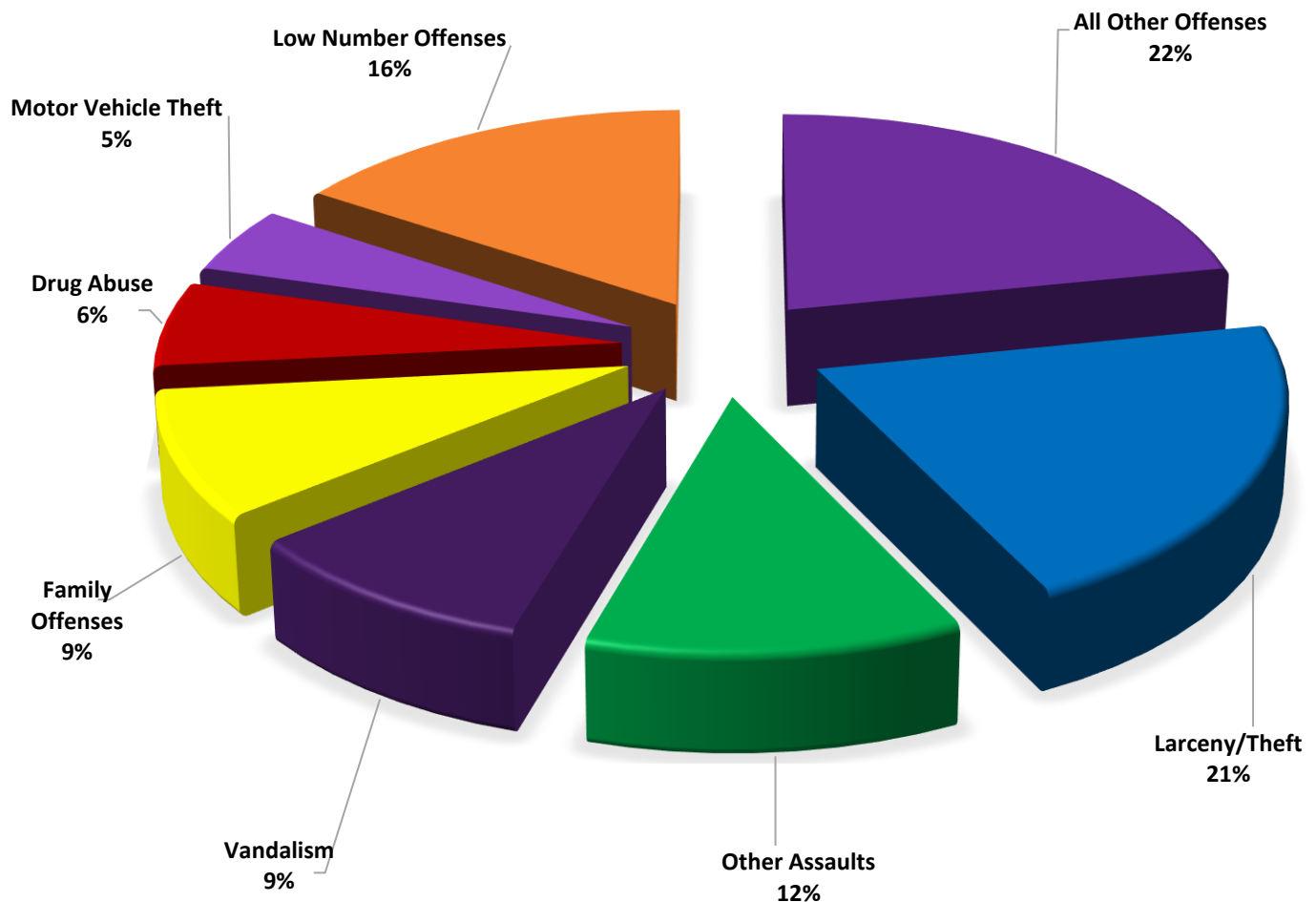
These figures represent preliminary counts of original Police Incident Reports and include all offenses within the above listed City Council District only. Full statistical analysis to determine the confidence level of this data has not been performed. The results contained herein are approximate in relation to the listed area and may not fully coincide with data shown in other areas of SLCPD's Crime Statistics page such as Calls for Service, Crimes Trending, and Crime Reports due to and reflective of departmental procedures that were in place at the time the event occurred and the date this data was compiled. Results displayed are not distinguished as attempted or completed crimes, do not include other calls for police service, and only represent police service where a report was made. Police Incident Reports are classified by primary offense categories as defined by the Uniform Crime Reporting (UCR) system, however for this report all offenses are included, and each incident may have more than one offense listed on it. In cases where there is more than one offense listed, all offenses are counted individually. Although every reasonable verification effort is made, the accuracy of any data is subject to the constraints of the report generation process as well as the manner, format, and point in time of any query.

PART I OFFENSES:	Chosen by the FBI as Part I Offenses because they are serious crimes that occur with regularity in all areas of the country and are likely to be reported to Police.
PART II OFFENSES:	All other crimes other than the eight Part I Offenses. The Uniform Crime Reporting Program gathers only arrest data for Part II Offenses, however, SLCPD results displayed in this document display all Part II Offenses, regardless of the presence of arrest data.
ALL OTHER OFFENSES:	Under the Part II Offense section, 'All Other Offenses' include Peeping Tom, Trespass, Kidnap/Abduction, Pornography, Extortion/Blackmail, Bribery, Warrants, Sexual Offenses, Obstruction, Public Peace, and Hit & Run.
NON-UCR OFFENSES:	Non-UCR Offenses include reports for all other offenses not classified as a Part I or Part II Offense. Results displayed separate some of these offenses such as Ambulance Calls, Deaths, Missing Persons, Suicides, Suspicious Activity, and Traffic Accidents.
ALL OTHER NON-UCR:	Under the Non-UCR category, 'All Other' include the remainder of offenses not classified as Part I or Part II and not separated from the Non-UCR Offenses. These include things such as Loud Parties, Barking Dogs, Mentally Ill Subjects, Citizen Assistance, etc.
LOW NUMBER OFFENSES:	On page two, in the interest of space and allowing for easier viewing, the category titled 'Low Number Offenses' include Part I and Part II Offenses from page one that have totals under the amount of 12.

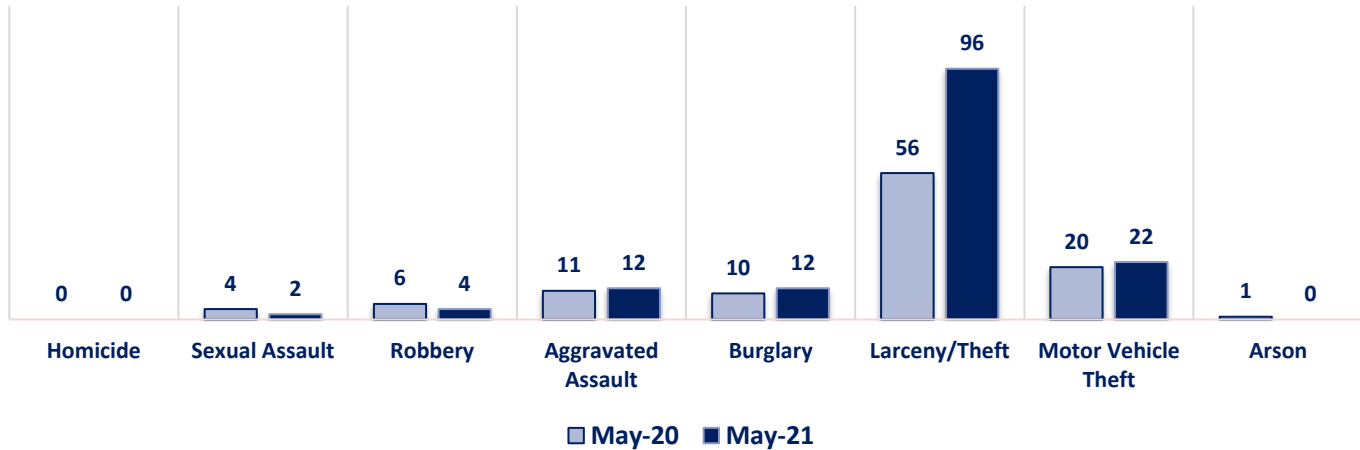
Offenses

PART I OFFENSES	OFFENSE	MAY 20	MAY 21	OFFENSE	MAY 20	MAY 21
	Homicide	0	0	Other Assaults	37	54
	Sexual Assault	4	2	Forgery/Counterfeit	3	1
	Robbery	6	4	Fraud	14	12
	Aggravated Assault	11	12	Embezzlement	0	0
	Burglary	10	12	Stolen Property	3	3
	Larceny/Theft	56	96	Vandalism	34	44
	Motor Vehicle Theft	20	22	Weapons	11	2
	Arson	1	0	Prostitution	0	1
NON-UCR OFFENSES	PART I TOTALS	108	148	Sex Offenses	2	2
	Ambulance Calls	20	16	Drug Abuse	33	28
	Deaths	4	4	Gambling	0	0
	Missing Persons	2	8	Family Offenses	44	42
	Suicides	1	0	DUI	12	7
	Suspicious Activity	19	22	Liquor Laws	4	2
	Traffic Accidents	27	32	Drunkenness	6	6
	All Other	137	125	Disorderly Conduct	1	6
	NON-UCR TOTALS	210	207	All Other Offenses	86	100
TOTALS	PART I OFFENSES	108	148	Curfew/Loitering	0	0
	PART II OFFENSES	294	310	Runaway	4	0
	NON-UCR OFFENSES	210	207	PART II TOTALS	294	310
	TOTAL	612	665			

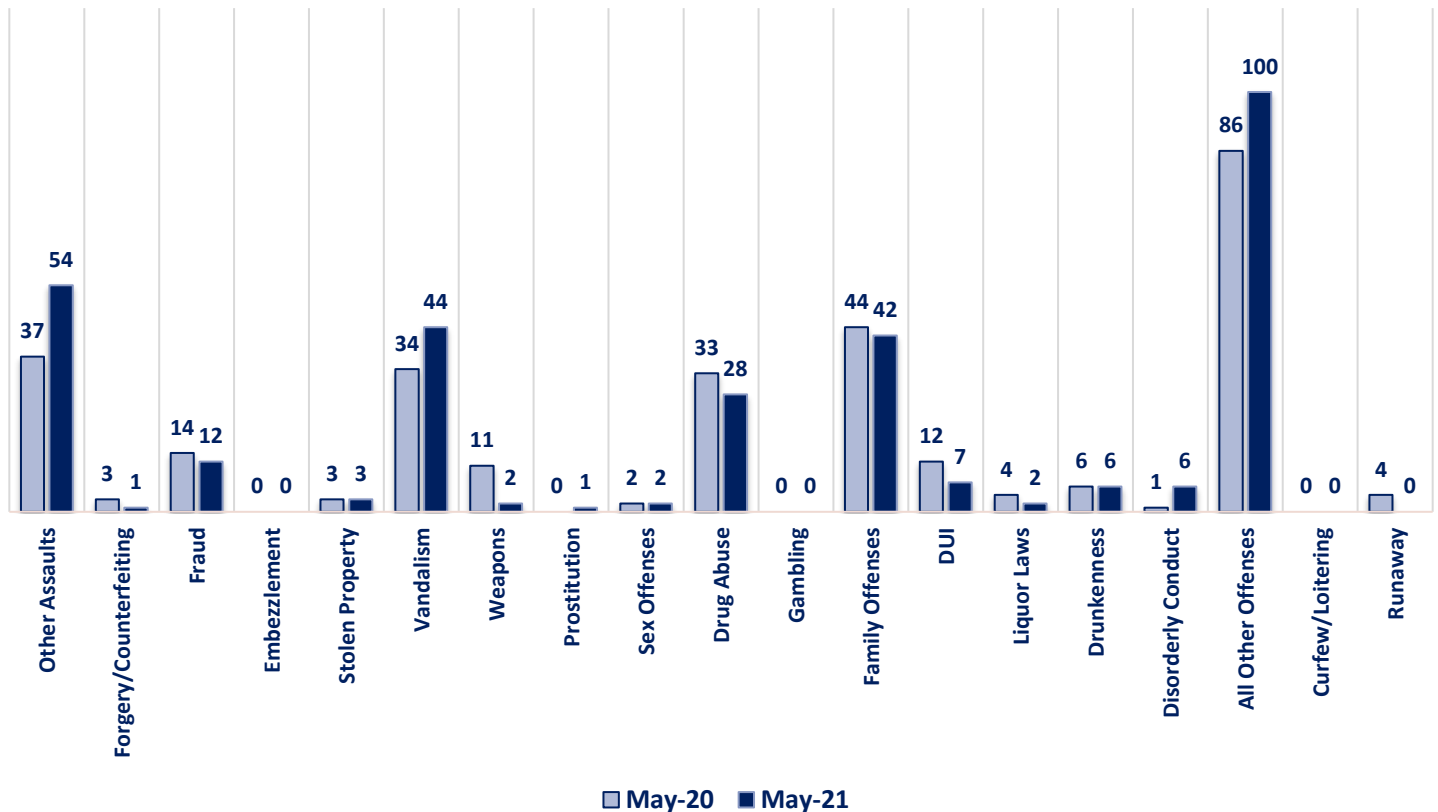
MAY 2021 - PART I & II OFFENSE PERCENTAGES



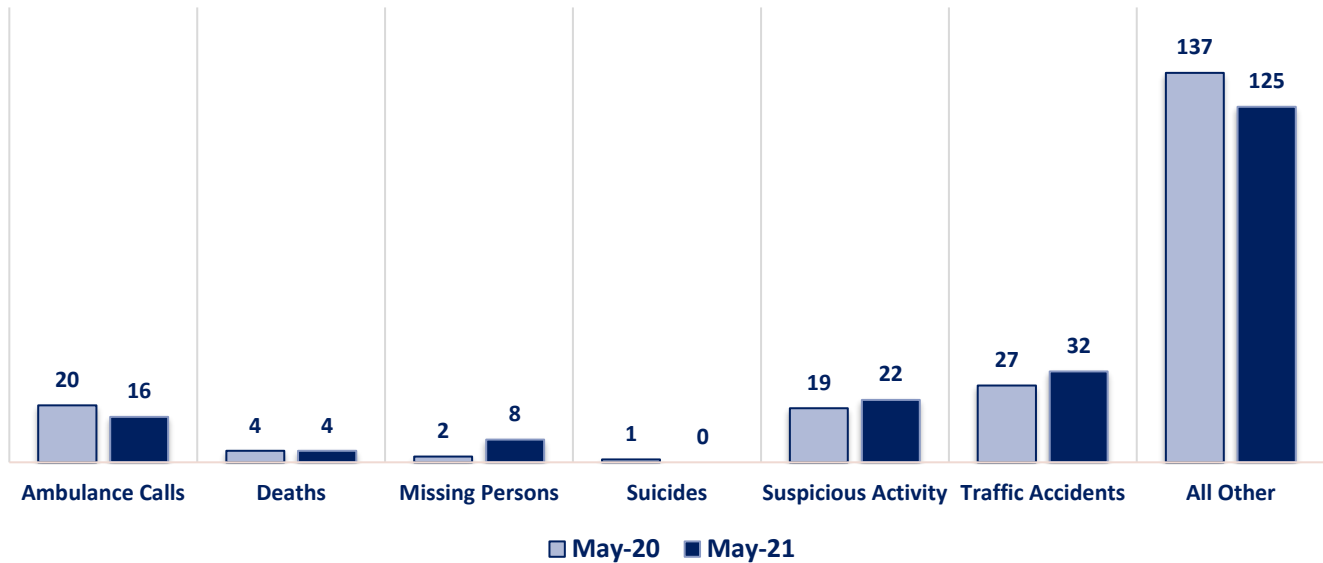
Part I Offenses



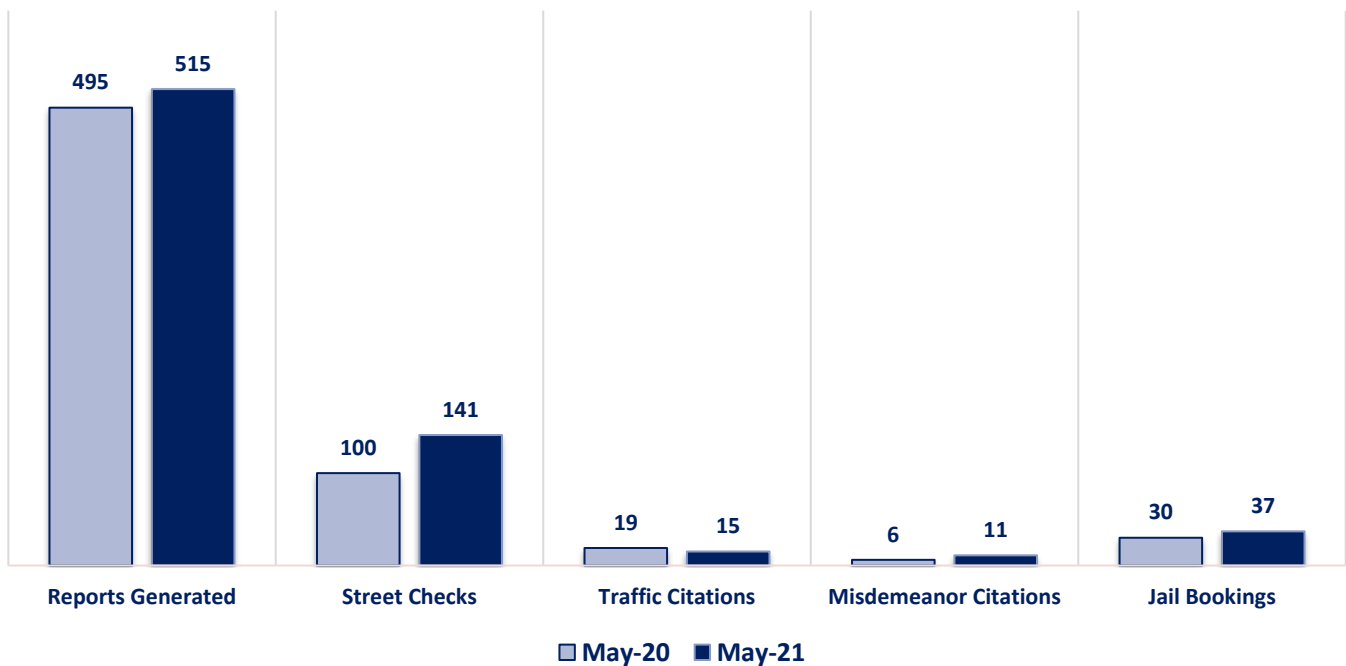
Part II Offenses



Non-UCR Offenses

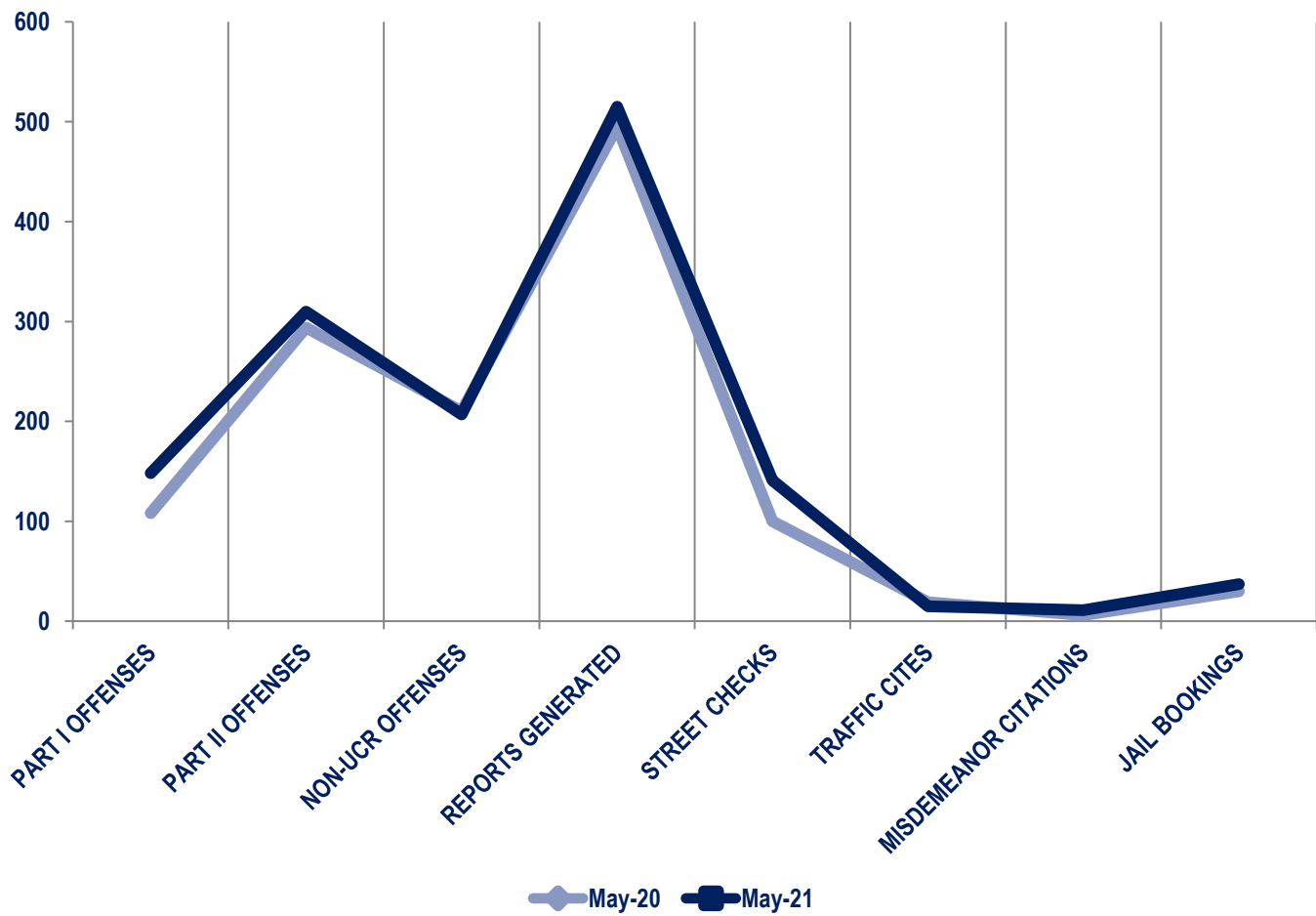


Other Event Totals



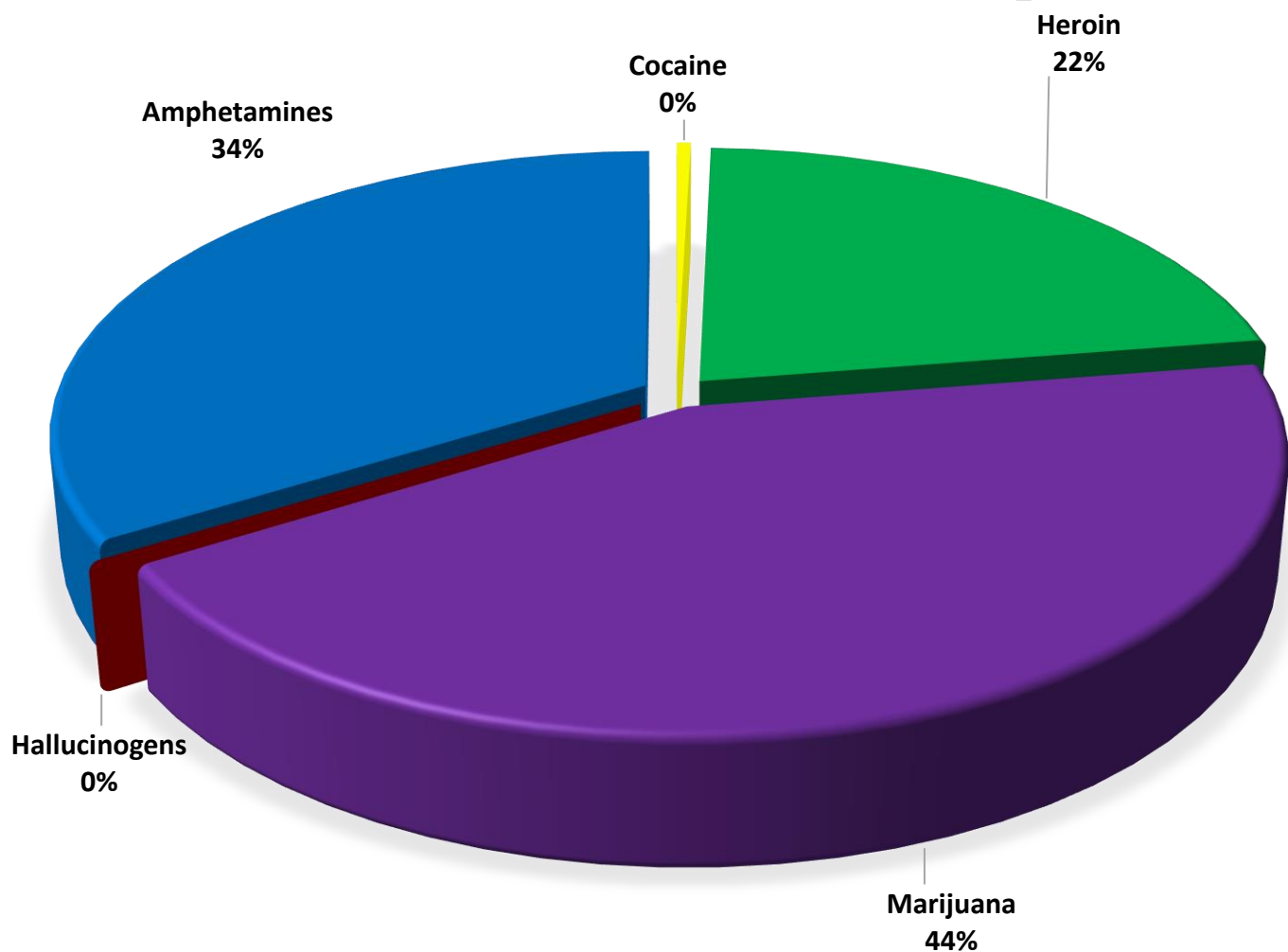
Combined Offense/Event Trends

	MAY 2020	MAY 2021
Part I Offenses	294	310
Part II Offenses	210	207
NonUCR Offenses	495	515
Reports Generated	100	141
Street Checks	19	15
Traffic Citations	6	11
Misdemeanor Citations	30	37
Jail Bookings	294	310

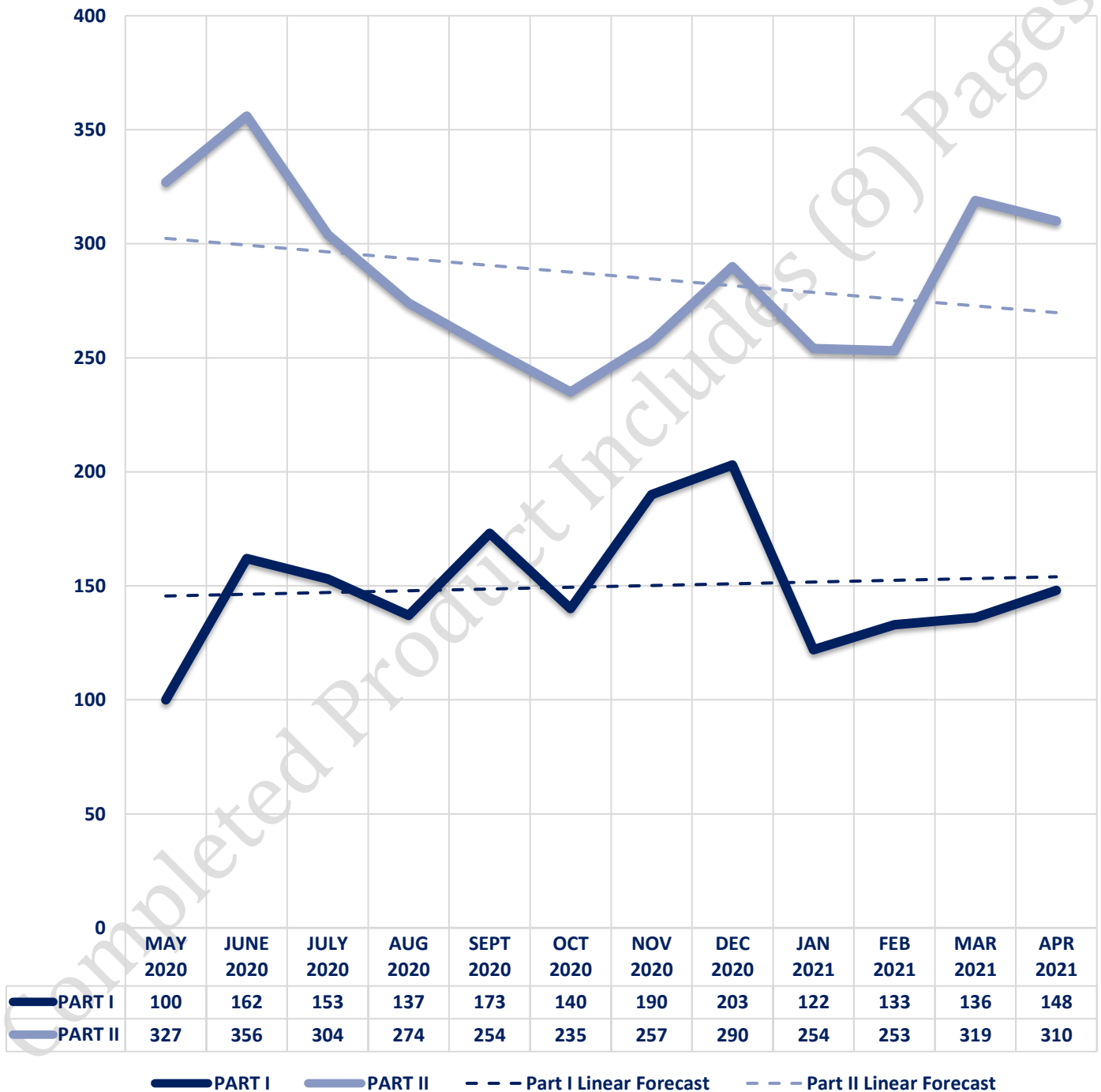


Seized Drugs

TYPE	DOSES	STREET VALUE
Cocaine	6.0	\$ 60.00
Heroin	294.5	\$ 2,945.00
Marijuana	583.5	\$ 3,500.94
Hallucinogens	0.0	\$ -
Amphetamines	452.0	\$ 4,520.00
TOTAL	1336.0	\$ 11,025.94



Part I & II Offenses - One Year





CITY COUNCIL DISTRICT #1

MONTHLY OFFENSE SUMMARY

June 2021

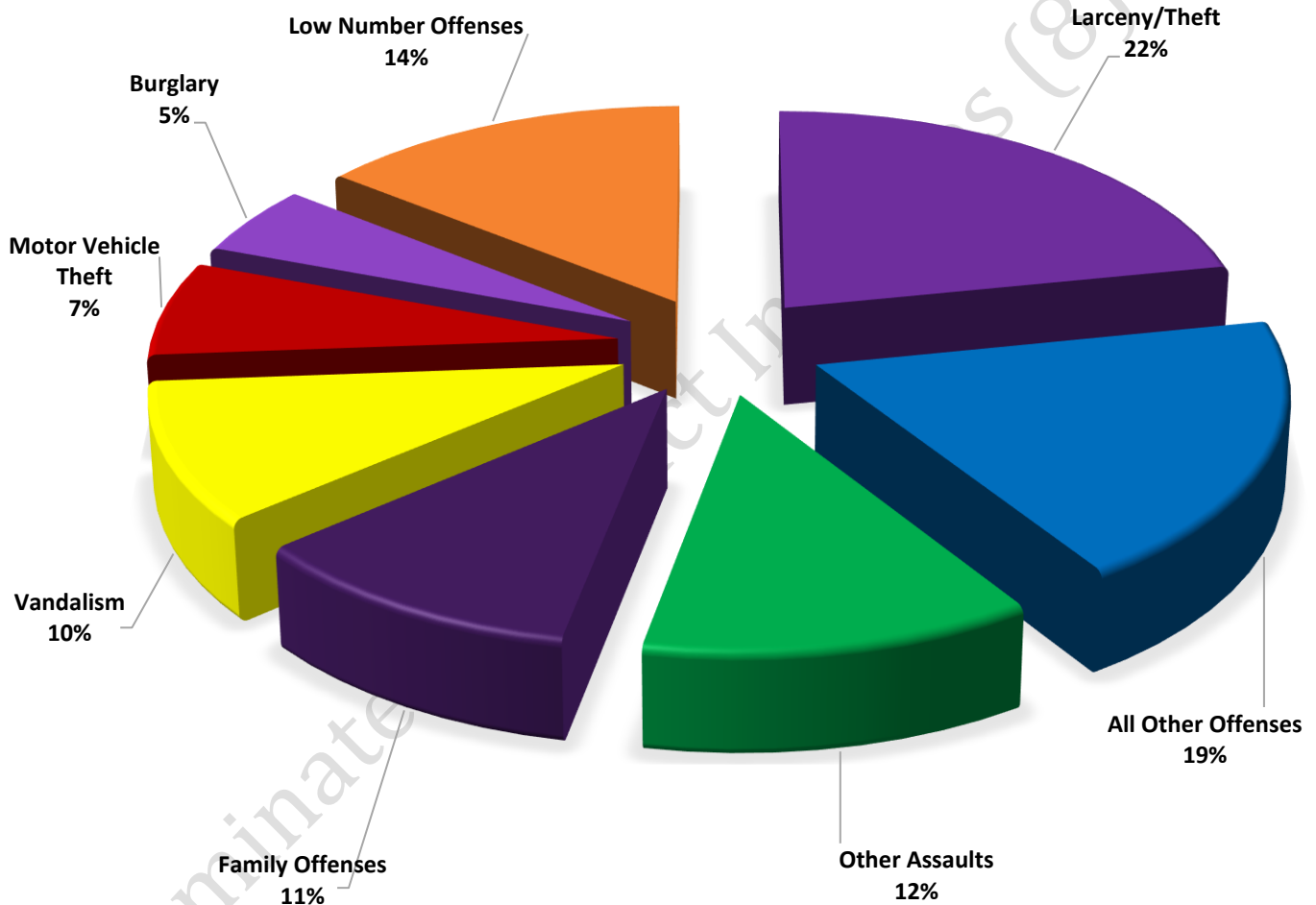
These figures represent preliminary counts of original Police Incident Reports and include all offenses within the above listed City Council District only. Full statistical analysis to determine the confidence level of this data has not been performed. The results contained herein are approximate in relation to the listed area and may not fully coincide with data shown in other areas of SLCPD's Crime Statistics page such as Calls for Service, Crimes Trending, and Crime Reports due to and reflective of departmental procedures that were in place at the time the event occurred and the date this data was compiled. Results displayed are not distinguished as attempted or completed crimes, do not include other calls for police service, and only represent police service where a report was made. Police Incident Reports are classified by primary offense categories as defined by the Uniform Crime Reporting (UCR) system, however for this report all offenses are included, and each incident may have more than one offense listed on it. In cases where there is more than one offense listed, all offenses are counted individually. Although every reasonable verification effort is made, the accuracy of any data is subject to the constraints of the report generation process as well as the manner, format, and point in time of any query.

PART I OFFENSES:	Chosen by the FBI as Part I Offenses because they are serious crimes that occur with regularity in all areas of the country and are likely to be reported to Police.
PART II OFFENSES:	All other crimes other than the eight Part I Offenses. The Uniform Crime Reporting Program gathers only arrest data for Part II Offenses, however, SLCPD results displayed in this document display all Part II Offenses, regardless of the presence of arrest data.
ALL OTHER OFFENSES:	Under the Part II Offense section, 'All Other Offenses' include Peeping Tom, Trespass, Kidnap/Abduction, Pornography, Extortion/Blackmail, Bribery, Warrants, Sexual Offenses, Obstruction, Public Peace, and Hit & Run.
NON-UCR OFFENSES:	Non-UCR Offenses include reports for all other offenses not classified as a Part I or Part II Offense. Results displayed separate some of these offenses such as Ambulance Calls, Deaths, Missing Persons, Suicides, Suspicious Activity, and Traffic Accidents.
ALL OTHER NON-UCR:	Under the Non-UCR category, 'All Other' include the remainder of offenses not classified as Part I or Part II and not separated from the Non-UCR Offenses. These include things such as Loud Parties, Barking Dogs, Mentally Ill Subjects, Citizen Assistance, etc.
LOW NUMBER OFFENSES:	On page two, in the interest of space and allowing for easier viewing, the category titled 'Low Number Offenses' include Part I and Part II Offenses from page one that have totals under the amount of 8.

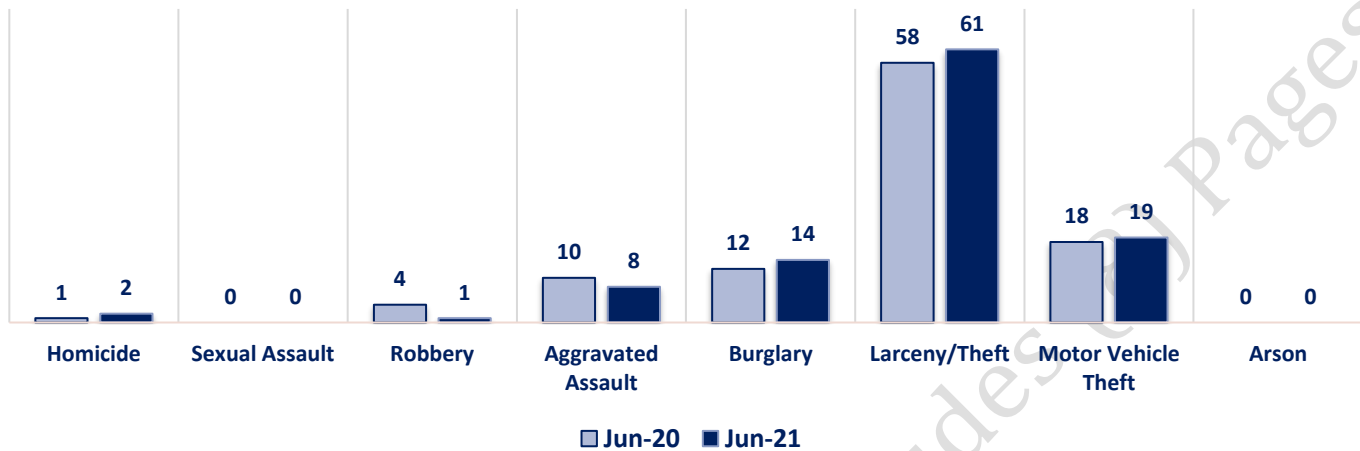
Offenses

PART I OFFENSES		OFFENSE		JUN 20	JUN 21	PART II OFFENSES			
		OFFENSE		JUN 20	JUN 21				
		Homicide		1	2				
		Sexual Assault		0	0				
		Robbery		4	1				
		Aggravated Assault		10	8				
		Burglary		12	14				
		Larceny/Theft		58	61				
		Motor Vehicle Theft		18	19				
		Arson		0	0				
PART I TOTALS		103	105	Sex Offenses		3	1		
NON-UCR OFFENSES		Ambulance Calls		13	10	Drug Abuse		24	8
		Deaths		4	8	Gambling		0	0
		Missing Persons		5	2	Family Offenses		51	30
		Suicides		0	1	DUI		14	1
		Suspicious Activity		16	13	Liquor Laws		1	0
		Traffic Accidents		30	21	Drunkenness		4	2
		All Other		123	101	Disorderly Conduct		7	4
		NON-UCR TOTALS		191	156	All Other Offenses		88	53
PART I OFFENSES		103	105	Curfew/Loitering		0	0		
PART II OFFENSES		325	174	Runaway		7	0		
NON-UCR OFFENSES		191	156	PART II TOTALS		325	174		
TOTAL		619	435						

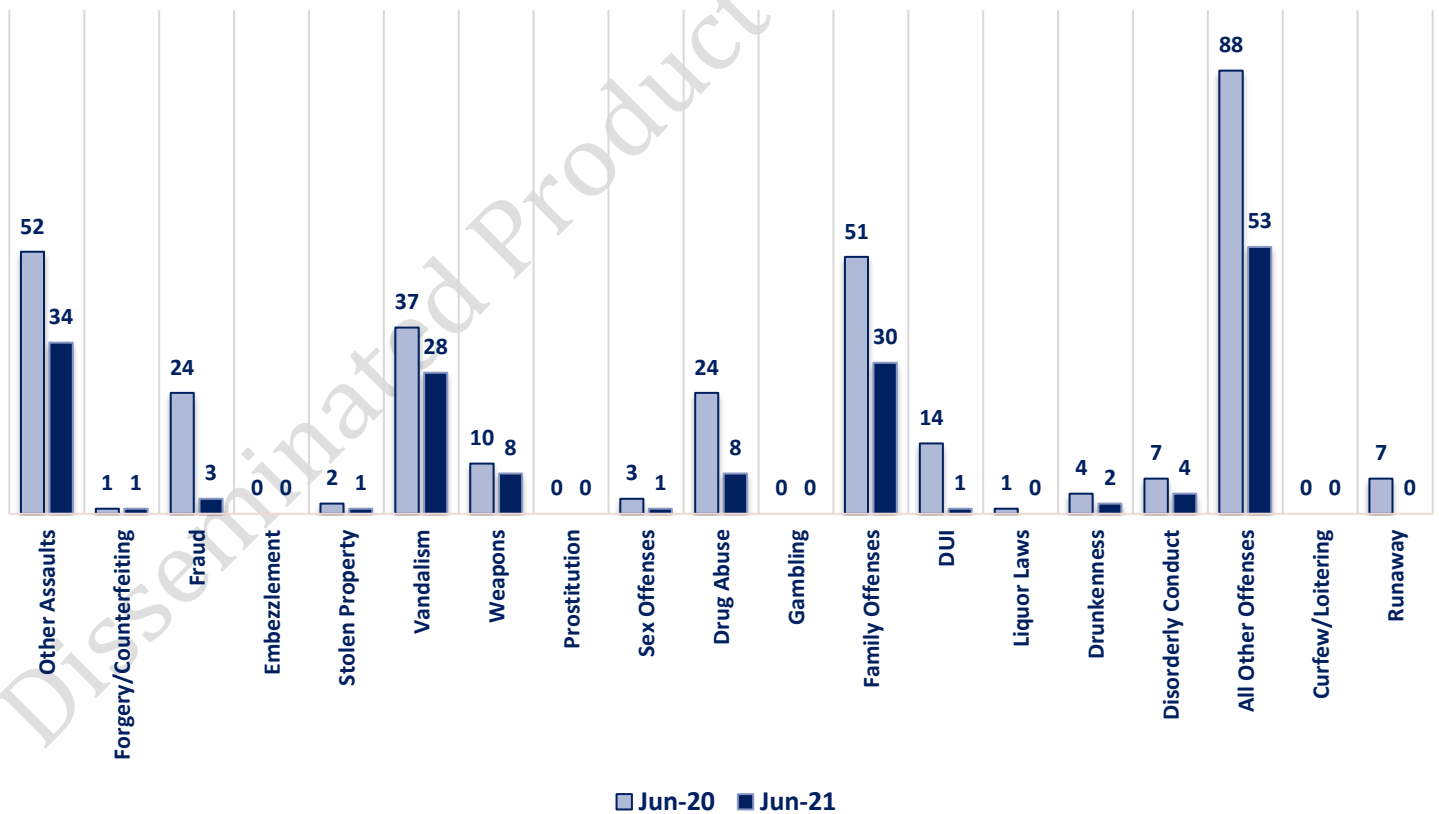
JUNE 2021- PART I & II OFFENSE PERCENTAGES



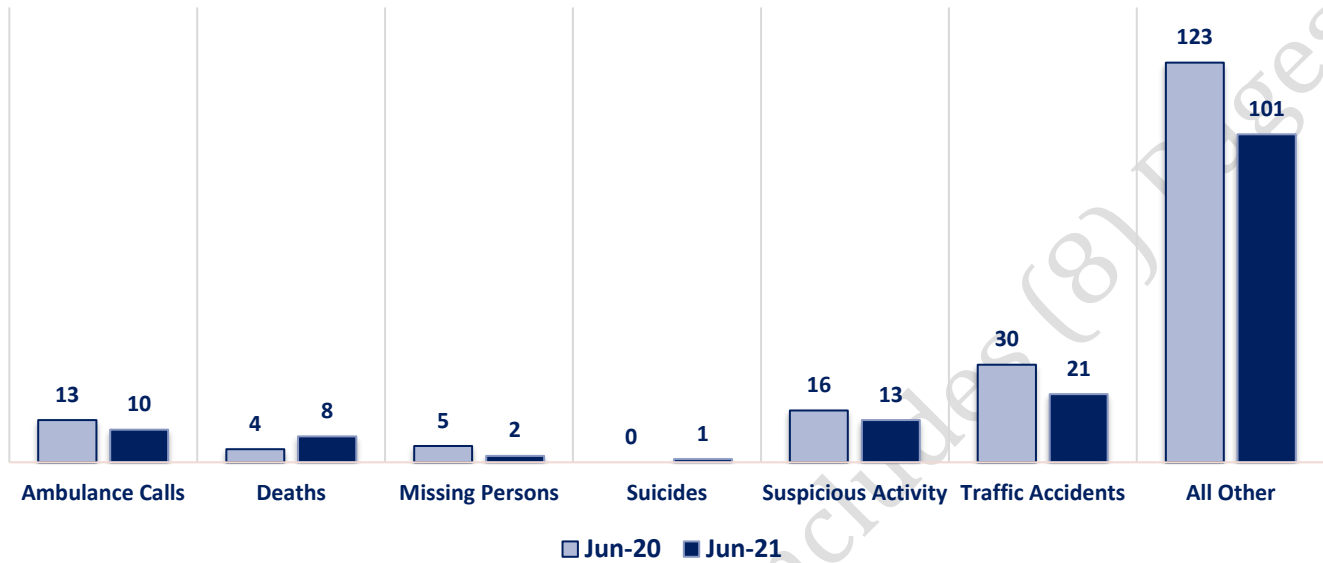
Part I Offenses



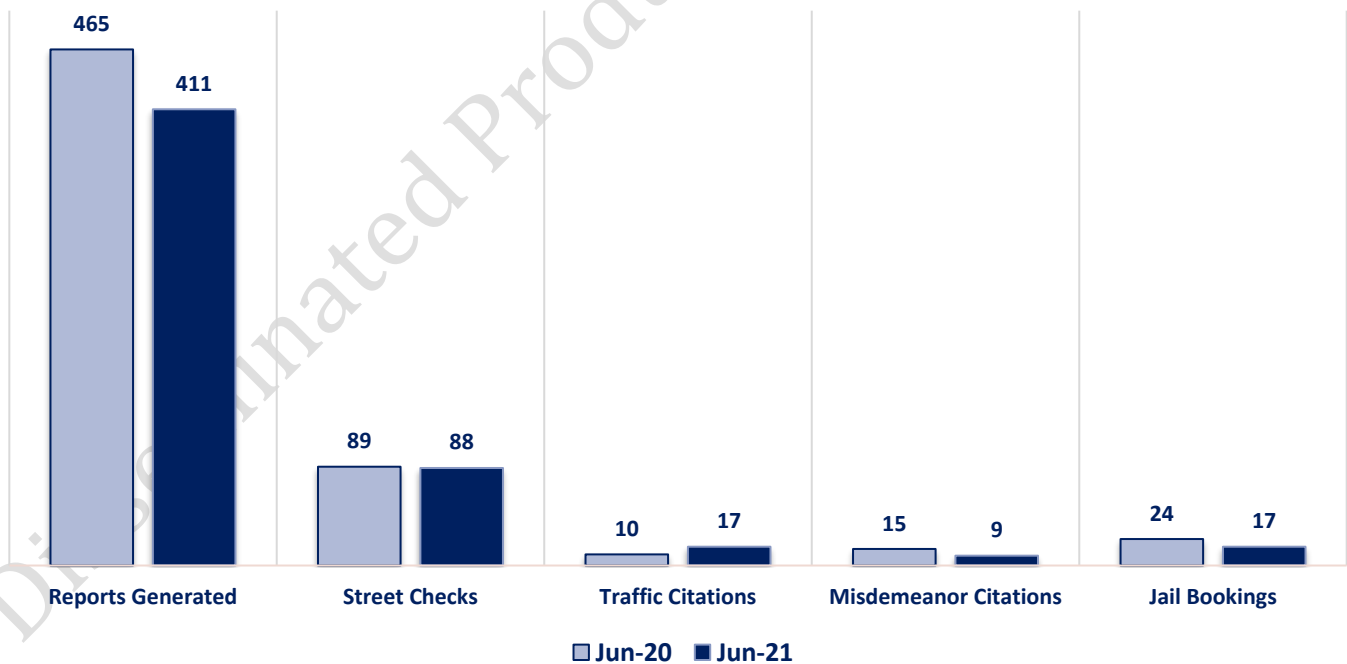
Part II Offenses



Non-UCR Offenses

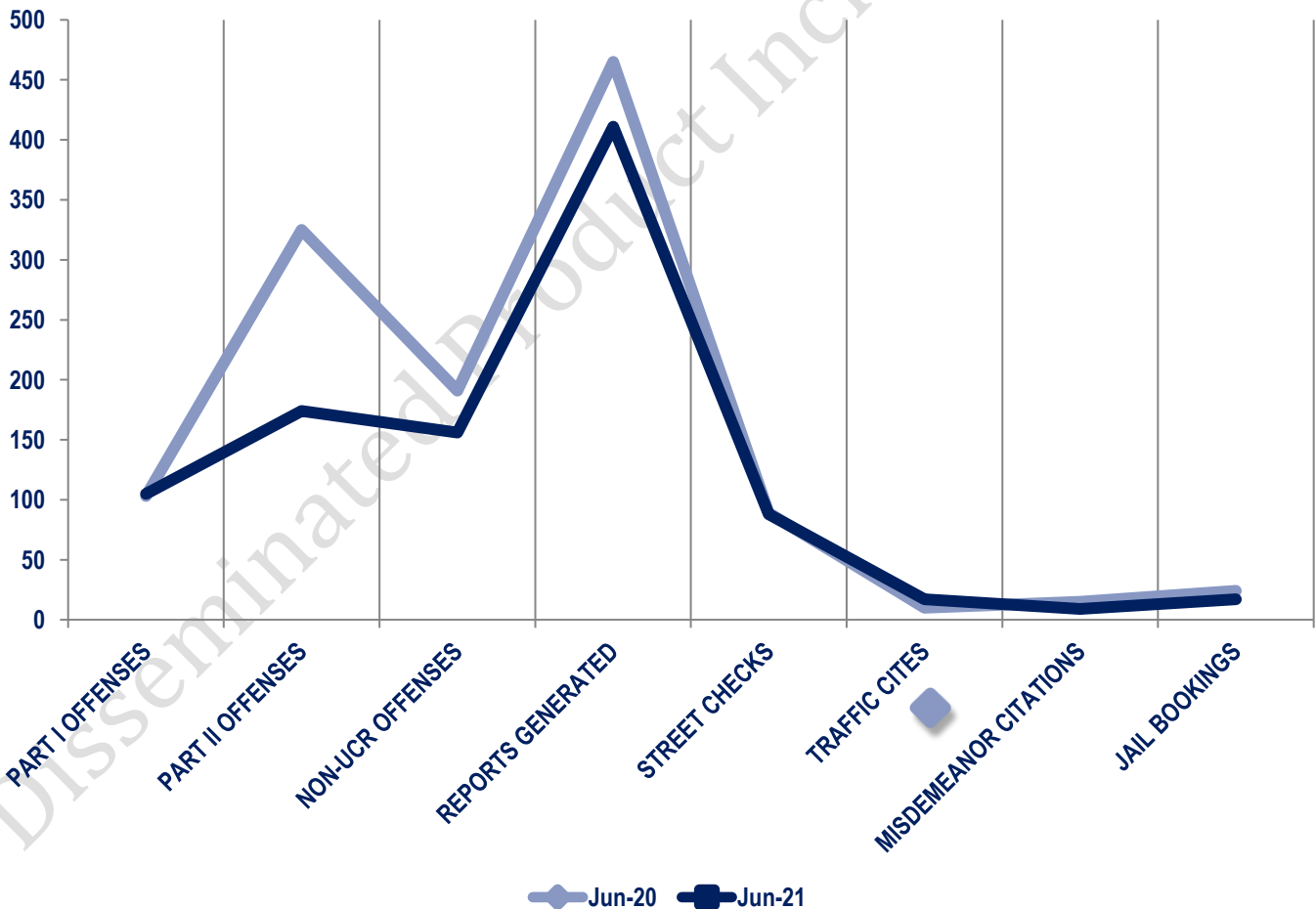


Other Event Totals



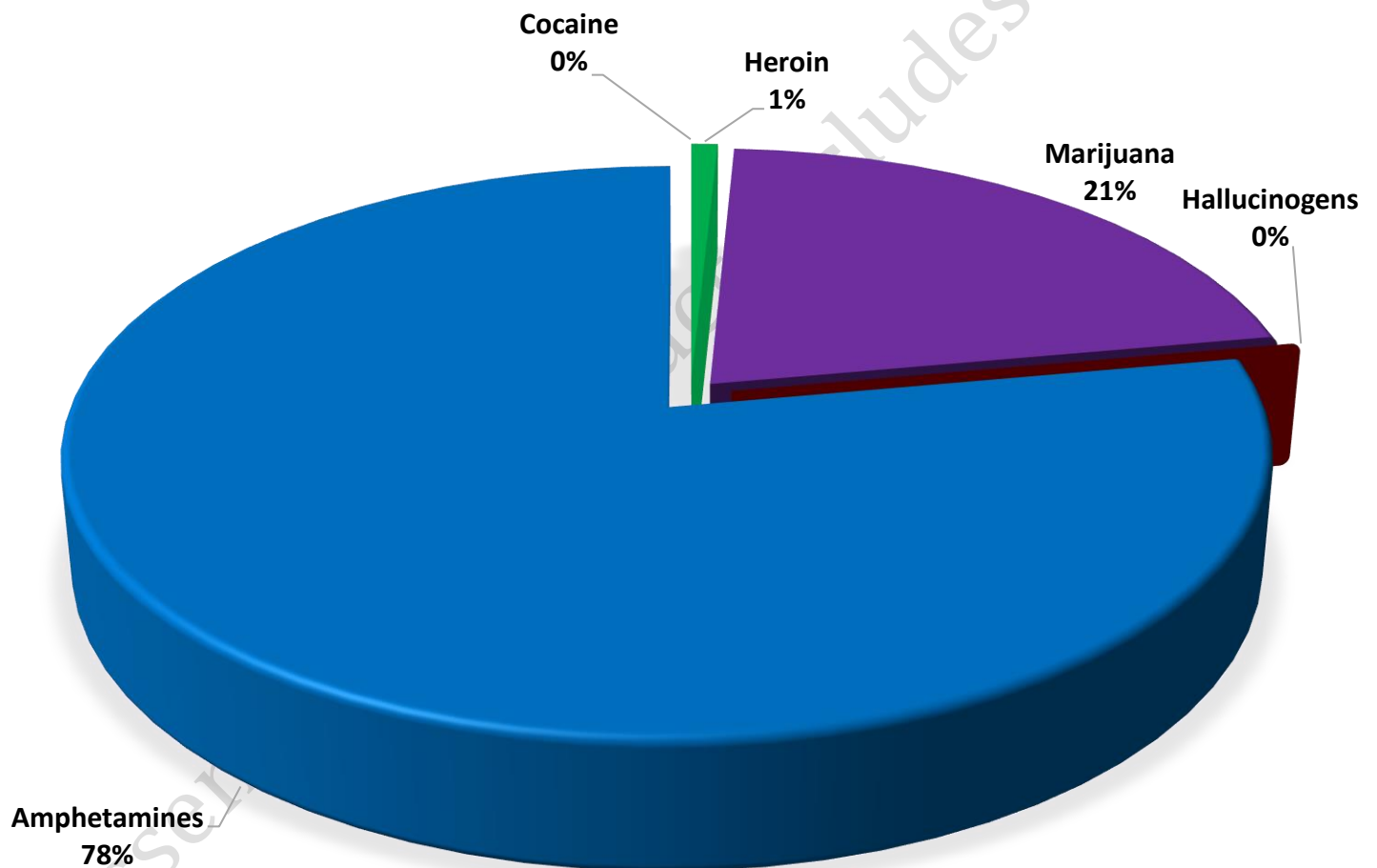
Combined Offense/Event Trends

	JUN 2020	JUN 2021
Part I Offenses	103	105
Part II Offenses	325	174
NonUCR Offenses	191	156
Reports Generated	465	411
Street Checks	89	88
Traffic Citations	10	17
Misdemeanor Citations	15	9
Jail Bookings	24	17

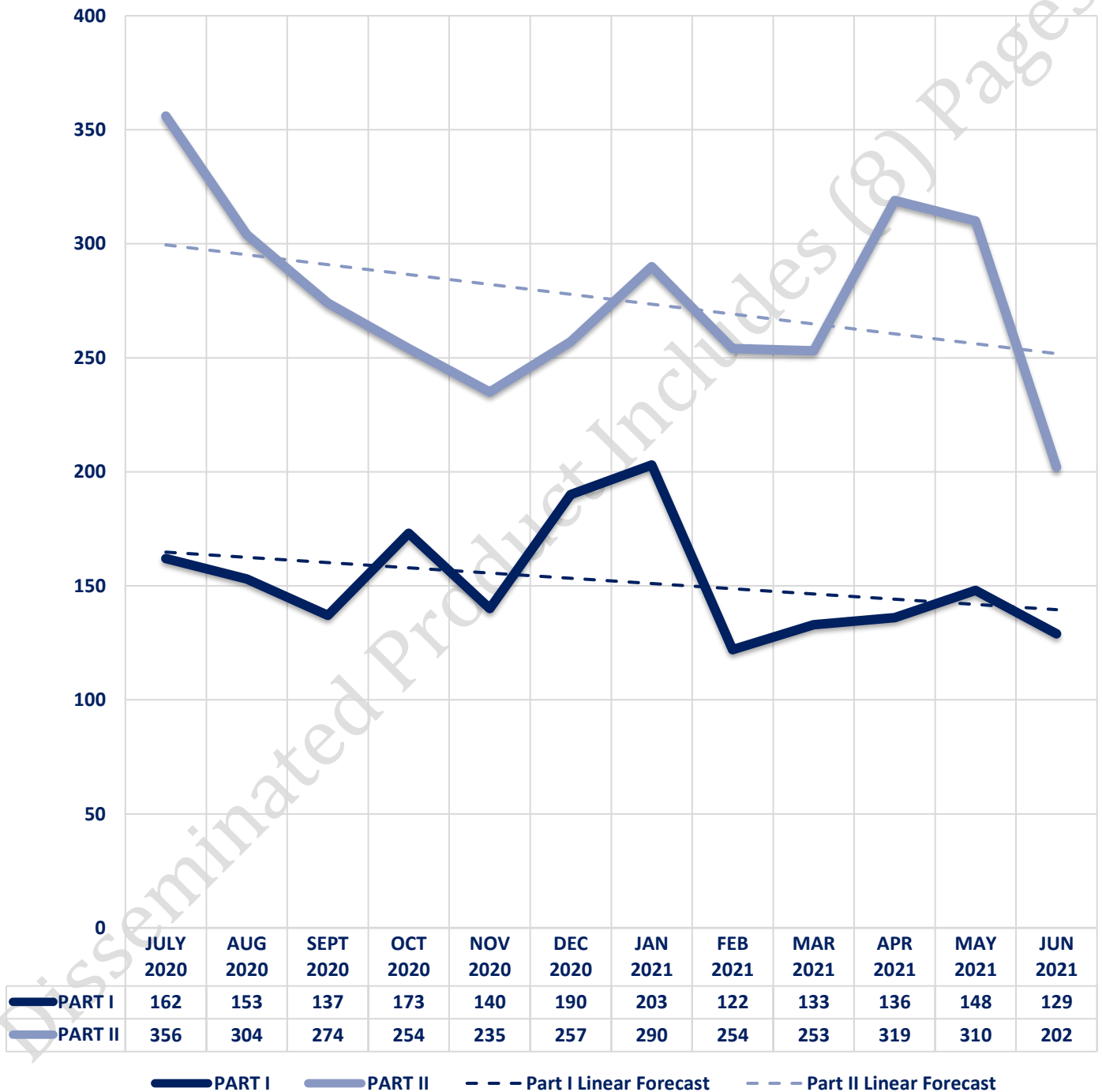


Seized Drugs

TYPE	DOSES	STREET VALUE
Cocaine	0.0	\$ -
Heroin	4.0	\$ 40.00
Marijuana	102.6	\$ 615.88
Hallucinogens	0.0	\$ -
Amphetamines	375.0	\$ 3,750.00
TOTAL	481.6	\$ 4,405.88



Part I & II Offenses - One Year





CITY COUNCIL DISTRICT #1 MONTHLY OFFENSE SUMMARY

July 2021

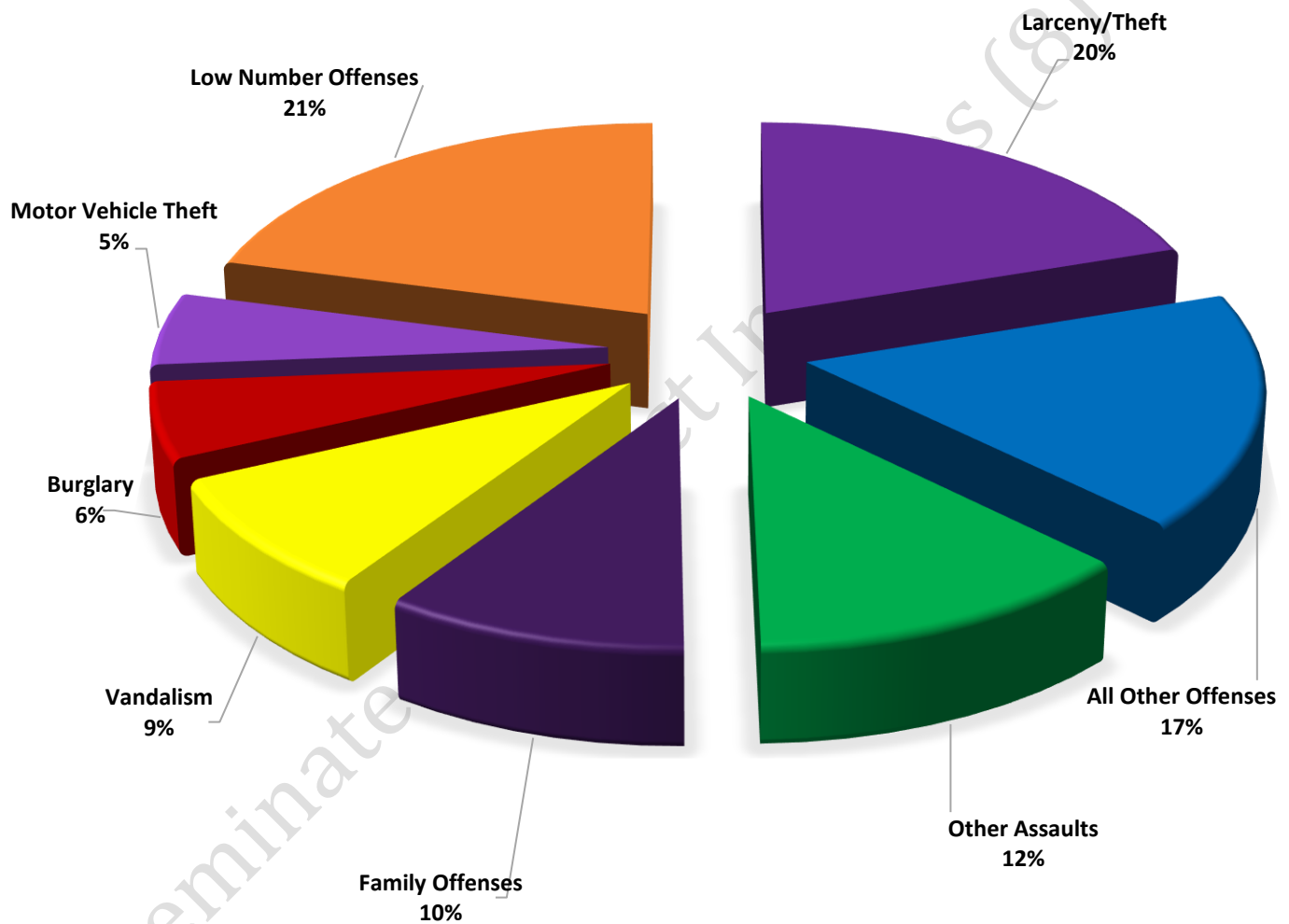
These figures represent preliminary counts of original Police Incident Reports and include all offenses within the above listed City Council District only. Full statistical analysis to determine the confidence level of this data has not been performed. The results contained herein are approximate in relation to the listed area and may not fully coincide with data shown in other areas of SLCPD's Crime Statistics page such as Calls for Service, Crimes Trending, and Crime Reports due to and reflective of departmental procedures that were in place at the time the event occurred and the date this data was compiled. Results displayed are not distinguished as attempted or completed crimes, do not include other calls for police service, and only represent police service where a report was made. Police Incident Reports are classified by primary offense categories as defined by the Uniform Crime Reporting (UCR) system, however for this report all offenses are included, and each incident may have more than one offense listed on it. In cases where there is more than one offense listed, all offenses are counted individually. Although every reasonable verification effort is made, the accuracy of any data is subject to the constraints of the report generation process as well as the manner, format, and point in time of any query.

PART I OFFENSES:	Chosen by the FBI as Part I Offenses because they are serious crimes that occur with regularity in all areas of the country and are likely to be reported to Police.
PART II OFFENSES:	All other crimes other than the eight Part I Offenses. The Uniform Crime Reporting Program gathers only arrest data for Part II Offenses, however, SLCPD results displayed in this document display all Part II Offenses, regardless of the presence of arrest data.
ALL OTHER OFFENSES:	Under the Part II Offense section, 'All Other Offenses' include Peeping Tom, Trespass, Kidnap/Abduction, Pornography, Extortion/Blackmail, Bribery, Warrants, Sexual Offenses, Obstruction, Public Peace, and Hit & Run.
NON-UCR OFFENSES:	Non-UCR Offenses include reports for all other offenses not classified as a Part I or Part II Offense. Results displayed separate some of these offenses such as Ambulance Calls, Deaths, Missing Persons, Suicides, Suspicious Activity, and Traffic Accidents.
ALL OTHER NON-UCR:	Under the Non-UCR category, 'All Other' include the remainder of offenses not classified as Part I or Part II and not separated from the Non-UCR Offenses. These include things such as Loud Parties, Barking Dogs, Mentally Ill Subjects, Citizen Assistance, etc.
LOW NUMBER OFFENSES:	On page two, in the interest of space and allowing for easier viewing, the category titled 'Low Number Offenses' include Part I and Part II Offenses from page one that have totals under the amount of 18.

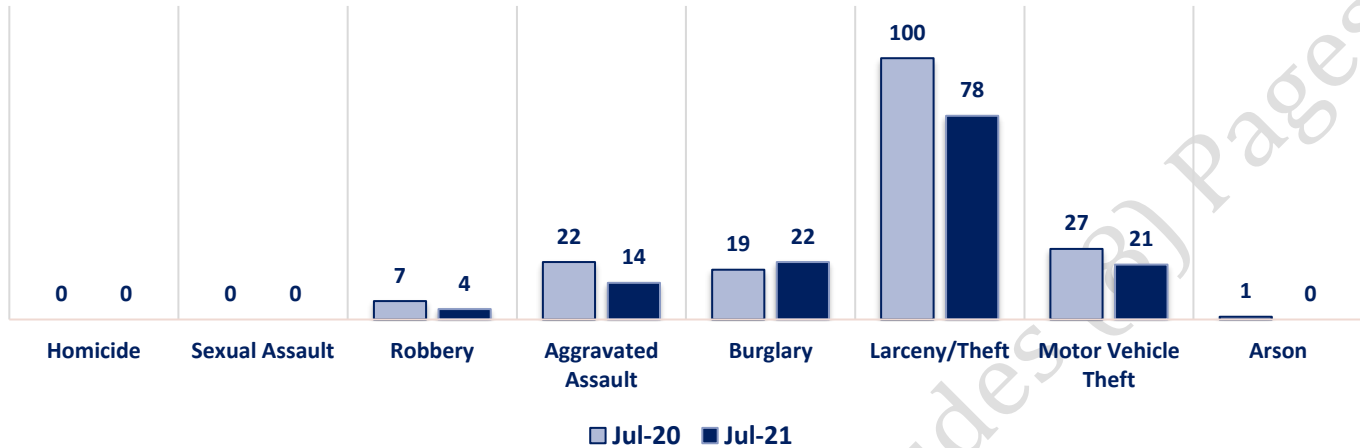
Offenses

PART I OFFENSES		OFFENSE		JUL 20	JUL 21	PART II OFFENSES			
		Homicide		0	0				
		Sexual Assault		0	0				
		Robbery		7	4				
		Aggravated Assault		22	14				
		Burglary		19	22				
		Larceny/Theft		100	78				
		Motor Vehicle Theft		27	21				
		Arson		1	0				
		PART I TOTALS		176	139			Sex Offenses	
NON-UCR OFFENSES		Ambulance Calls		6	12	Drug Abuse		50	18
		Deaths		4	7	Gambling		0	0
		Missing Persons		8	6	Family Offenses		49	38
		Suicides		0	0	DUI		8	2
		Suspicious Activity		12	18	Liquor Laws		2	1
		Traffic Accidents		30	32	Drunkenness		10	3
		All Other		146	134	Disorderly Conduct		4	4
		NON-UCR TOTALS		206	209	All Other Offenses		98	68
PART I OFFENSES		176	139	Curfew/Loitering		0	0		
PART II OFFENSES		384	253	Runaway		10	2		
NON-UCR OFFENSES		206	209	PART II TOTALS		384	253		
TOTAL		766	601						

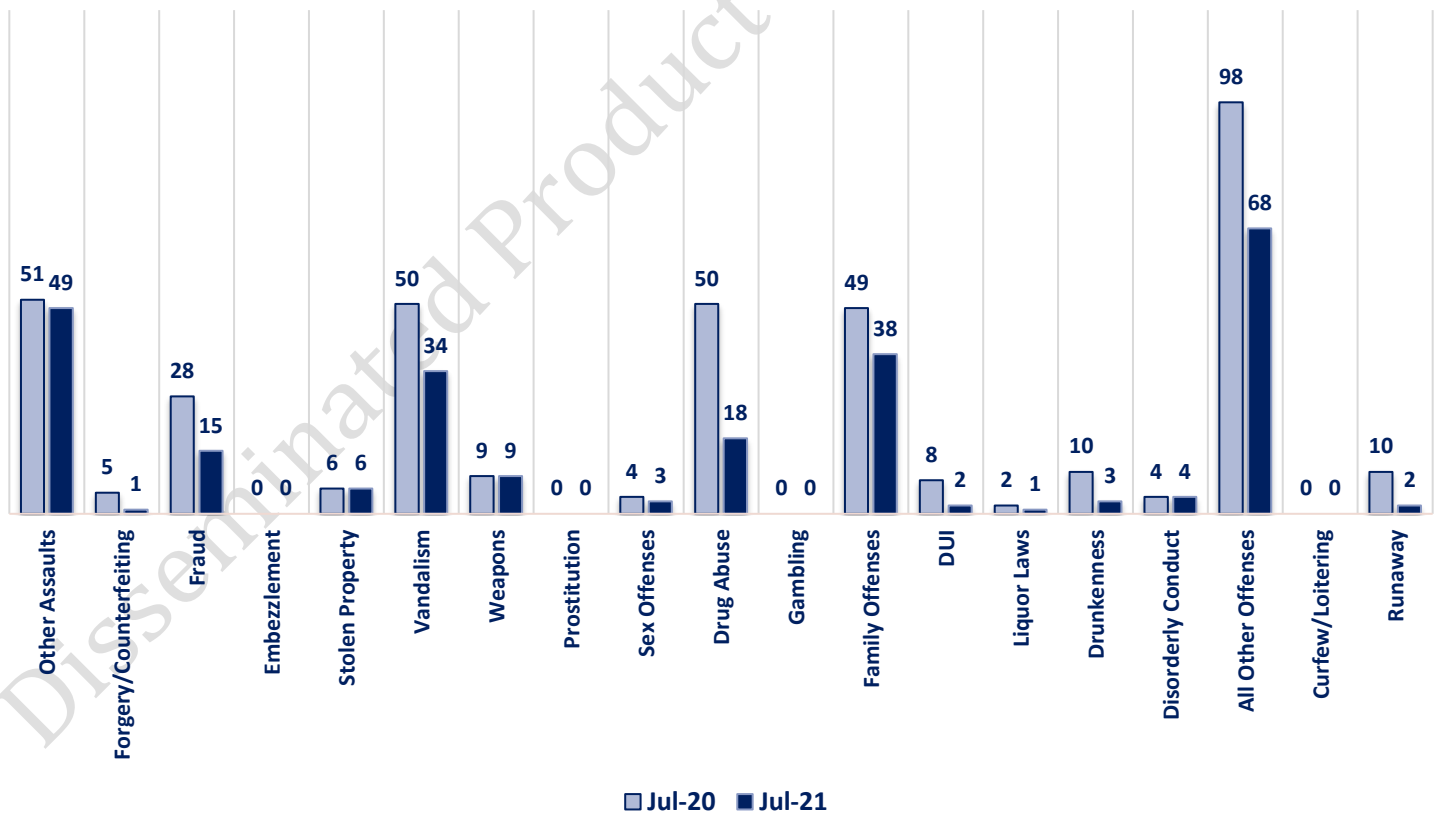
JULY 2021- PART I & II OFFENSE PERCENTAGES



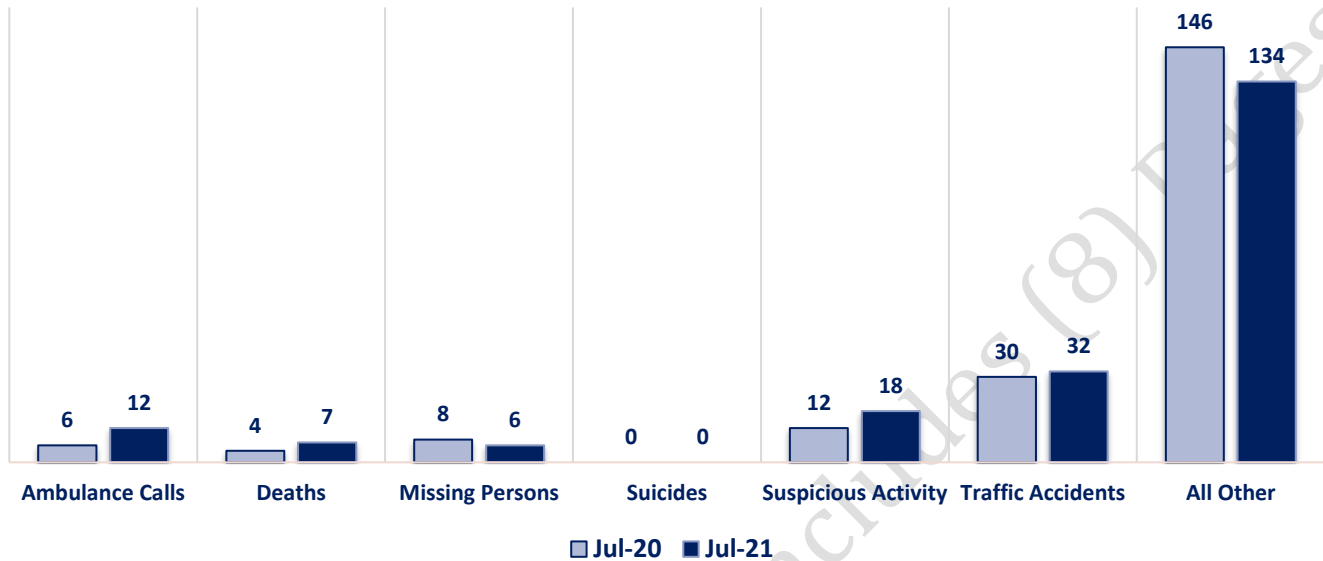
Part I Offenses



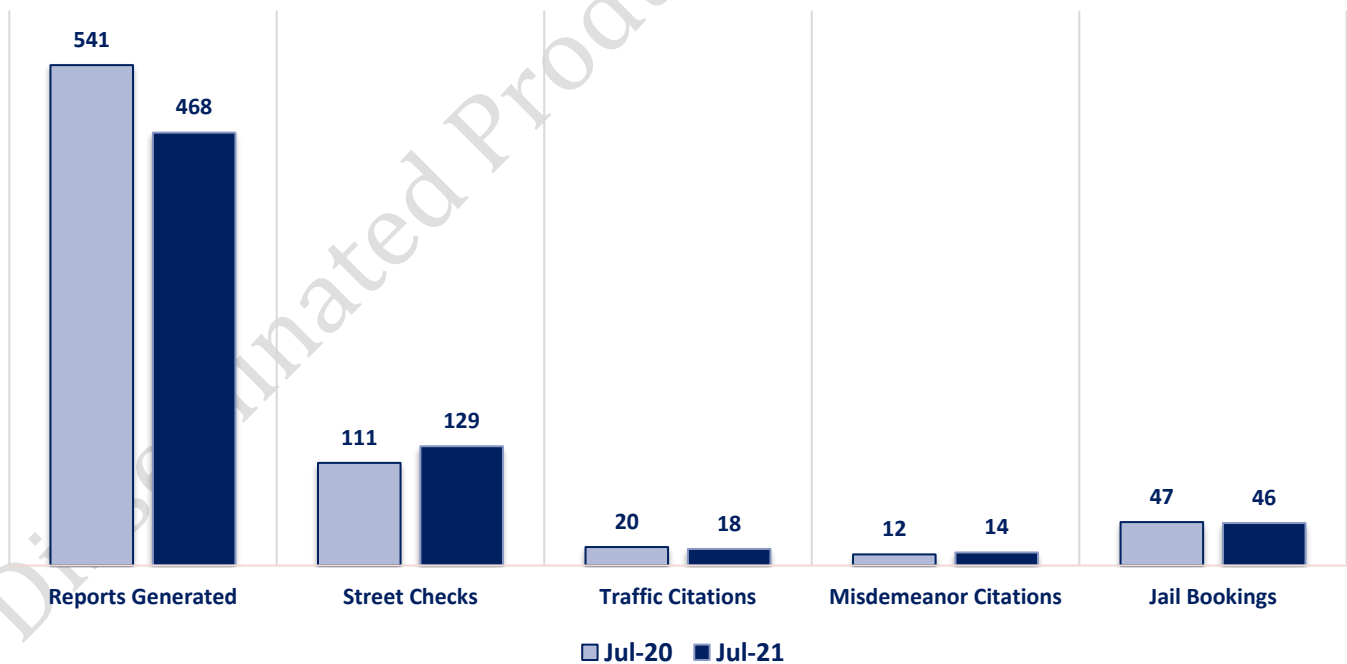
Part II Offenses



Non-UCR Offenses

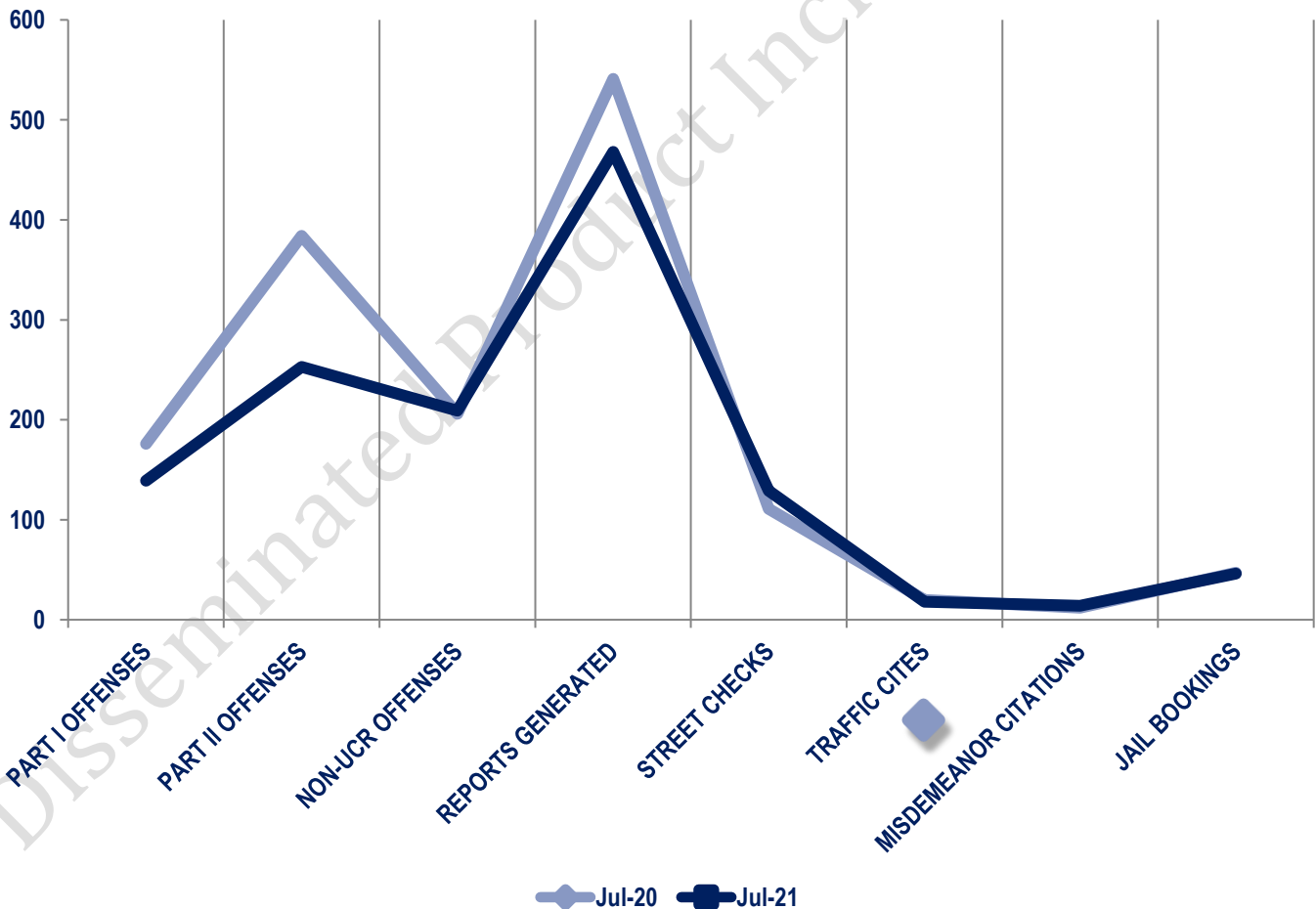


Other Event Totals



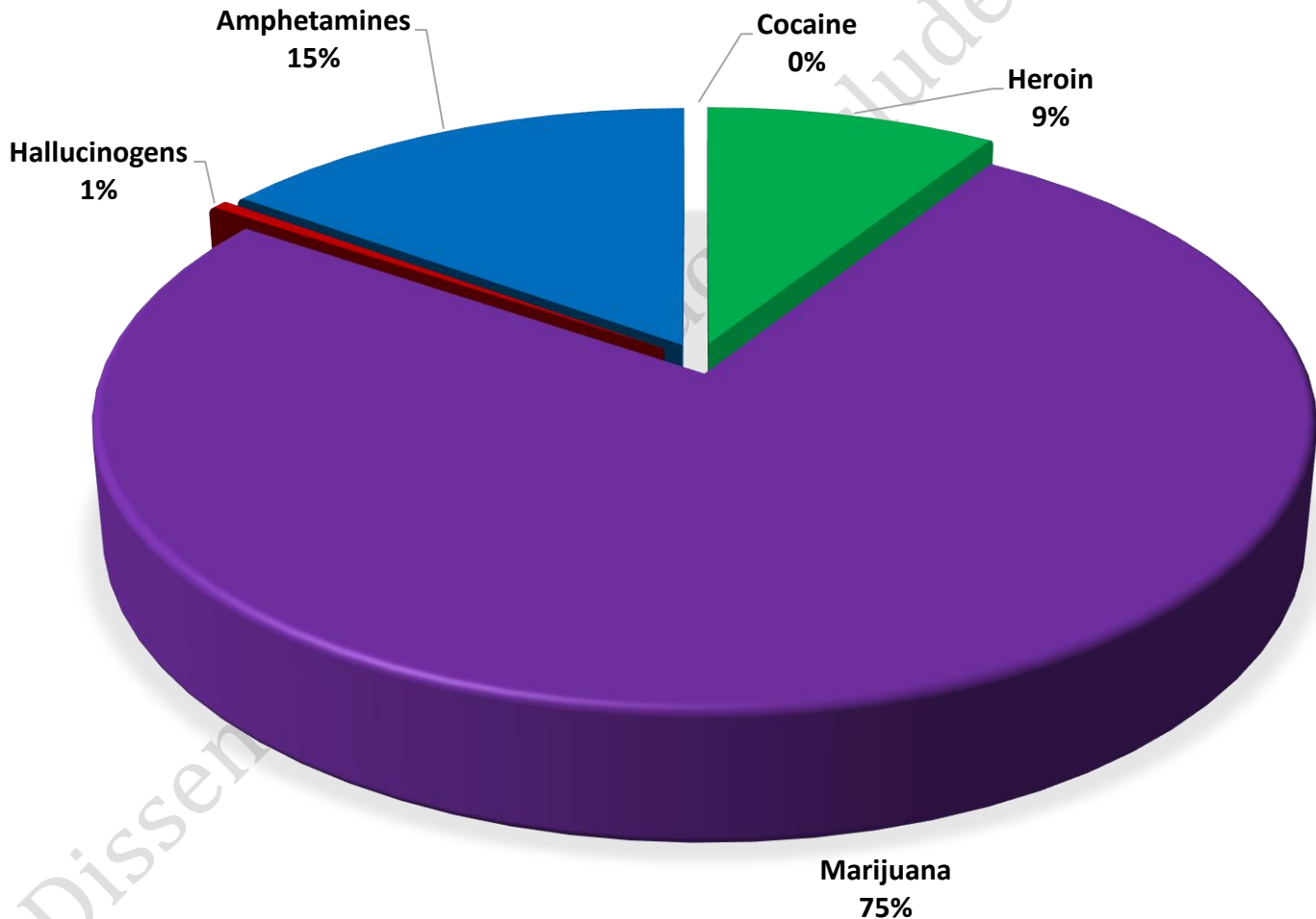
Combined Offense/Event Trends

	JUL 2020	JUL 2021
Part I Offenses	176	139
Part II Offenses	384	253
NonUCR Offenses	206	209
Reports Generated	541	468
Street Checks	111	129
Traffic Citations	20	18
Misdemeanor Citations	12	14
Jail Bookings	47	46

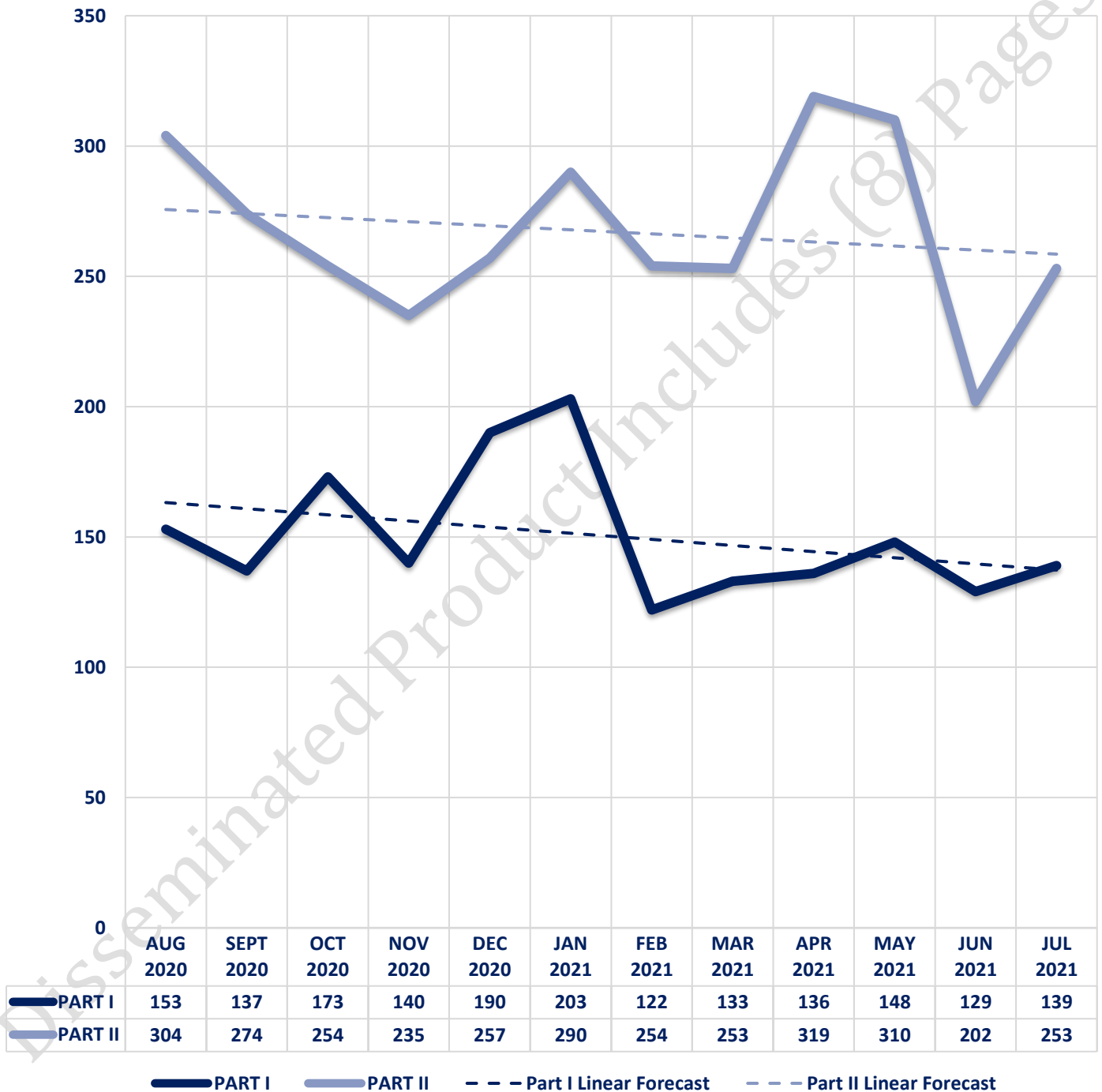


Seized Drugs

TYPE	DOSES	STREET VALUE
Cocaine	0.0	\$ -
Heroin	151.0	\$ 1,510.00
Marijuana	1257.2	\$ 7,542.99
Hallucinogens	8.0	\$ 16.00
Amphetamines	251.0	\$ 2,510.00
TOTAL	1667.2	\$ 11,578.99



Part I & II Offenses - One Year





CITY COUNCIL DISTRICT #1

MONTHLY OFFENSE SUMMARY

August 2021

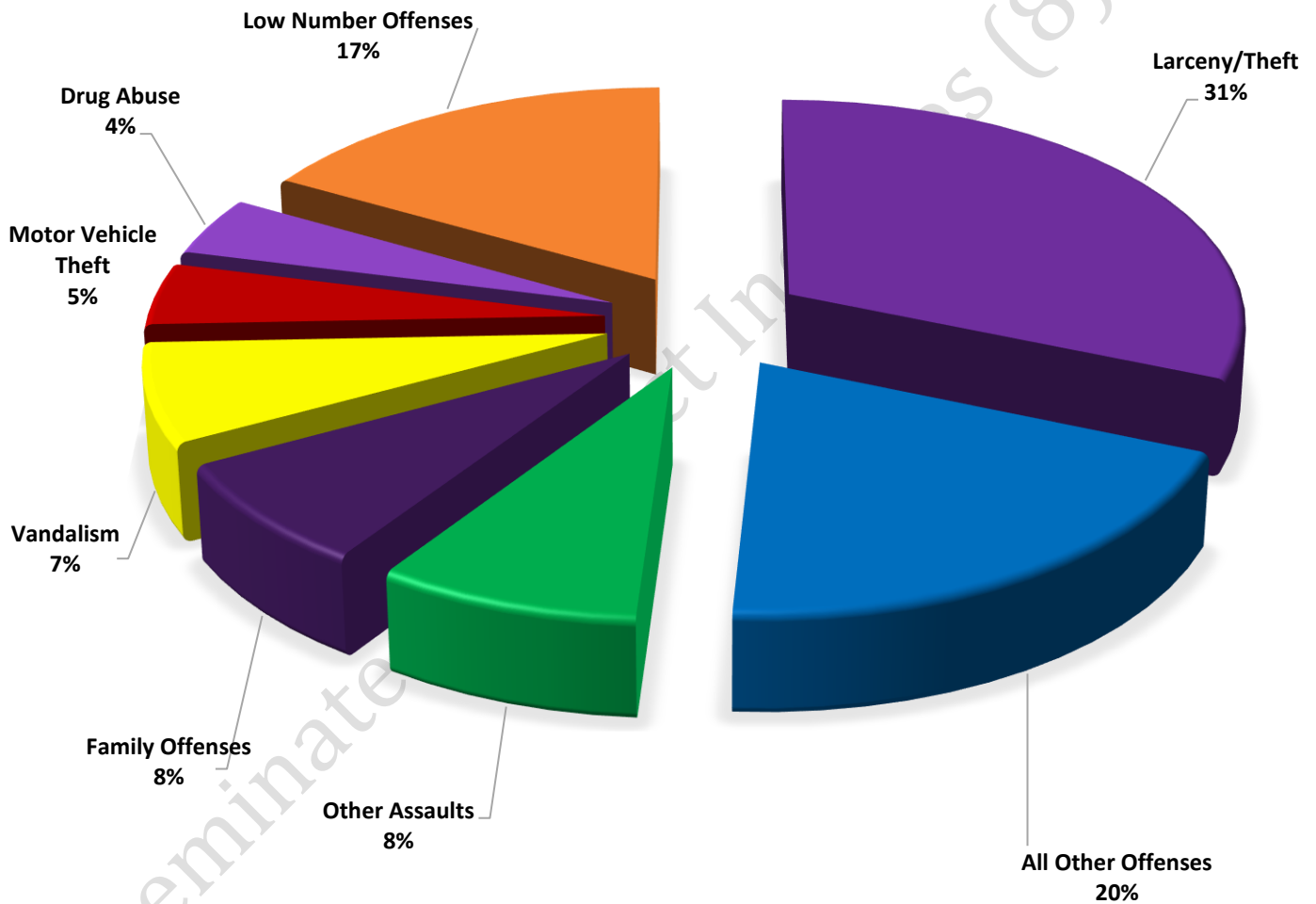
These figures represent preliminary counts of original Police Incident Reports and include all offenses within the above listed City Council District only. Full statistical analysis to determine the confidence level of this data has not been performed. The results contained herein are approximate in relation to the listed area and may not fully coincide with data shown in other areas of SLCPD's Crime Statistics page such as Calls for Service, Crimes Trending, and Crime Reports due to and reflective of departmental procedures that were in place at the time the event occurred and the date this data was compiled. Results displayed are not distinguished as attempted or completed crimes, do not include other calls for police service, and only represent police service where a report was made. Police Incident Reports are classified by primary offense categories as defined by the Uniform Crime Reporting (UCR) system, however for this report all offenses are included, and each incident may have more than one offense listed on it. In cases where there is more than one offense listed, all offenses are counted individually. Although every reasonable verification effort is made, the accuracy of any data is subject to the constraints of the report generation process as well as the manner, format, and point in time of any query.

PART I OFFENSES:	Chosen by the FBI as Part I Offenses because they are serious crimes that occur with regularity in all areas of the country and are likely to be reported to Police.
PART II OFFENSES:	All other crimes other than the eight Part I Offenses. The Uniform Crime Reporting Program gathers only arrest data for Part II Offenses, however, SLCPD results displayed in this document display all Part II Offenses, regardless of the presence of arrest data.
ALL OTHER OFFENSES:	Under the Part II Offense section, 'All Other Offenses' include Peeping Tom, Trespass, Kidnap/Abduction, Pornography, Extortion/Blackmail, Bribery, Warrants, Sexual Offenses, Obstruction, Public Peace, and Hit & Run.
NON-UCR OFFENSES:	Non-UCR Offenses include reports for all other offenses not classified as a Part I or Part II Offense. Results displayed separate some of these offenses such as Ambulance Calls, Deaths, Missing Persons, Suicides, Suspicious Activity, and Traffic Accidents.
ALL OTHER NON-UCR:	Under the Non-UCR category, 'All Other' include the remainder of offenses not classified as Part I or Part II and not separated from the Non-UCR Offenses. These include things such as Loud Parties, Barking Dogs, Mentally Ill Subjects, Citizen Assistance, etc.
LOW NUMBER OFFENSES:	On page two, in the interest of space and allowing for easier viewing, the category titled 'Low Number Offenses' include Part I and Part II Offenses from page one that have totals under the amount of 14.

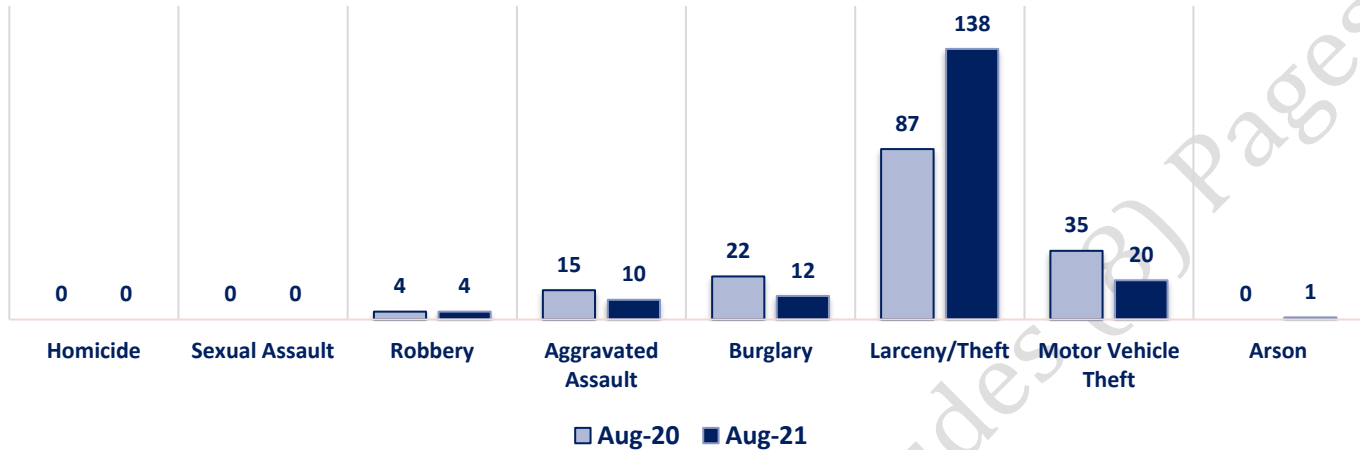
Offenses

	OFFENSE	AUG 20	AUG 21	OFFENSE	AUG 20	AUG 21
PART I OFFENSES	Homicide	0	0	Other Assaults	0	0
	Sexual Assault	0	0	Forgery/Counterfeit	0	0
	Robbery	4	4	Fraud	4	4
	Aggravated Assault	15	10	Embezzlement	15	10
	Burglary	22	12	Stolen Property	22	12
	Larceny/Theft	87	138	Vandalism	87	138
	Motor Vehicle Theft	35	20	Weapons	35	20
	Arson	0	1	Prostitution	0	1
	PART I TOTALS	163	185	Sex Offenses	163	185
NON-UCR OFFENSES	Ambulance Calls	9	13	Drug Abuse	9	13
	Deaths	3	3	Gambling	3	3
	Missing Persons	6	2	Family Offenses	6	2
	Suicides	0	0	DUI	0	0
	Suspicious Activity	22	19	Liquor Laws	22	19
	Traffic Accidents	33	45	Drunkenness	33	45
	All Other	130	136	Disorderly Conduct	130	136
	NON-UCR TOTALS	203	218	All Other Offenses	203	218
	PART I OFFENSES	163	185	Curfew/Loitering	163	185
TOTALS	PART II OFFENSES	313	256	Runaway	313	256
	NON-UCR OFFENSES	203	218	PART II TOTALS	203	218
	TOTAL	679	659			

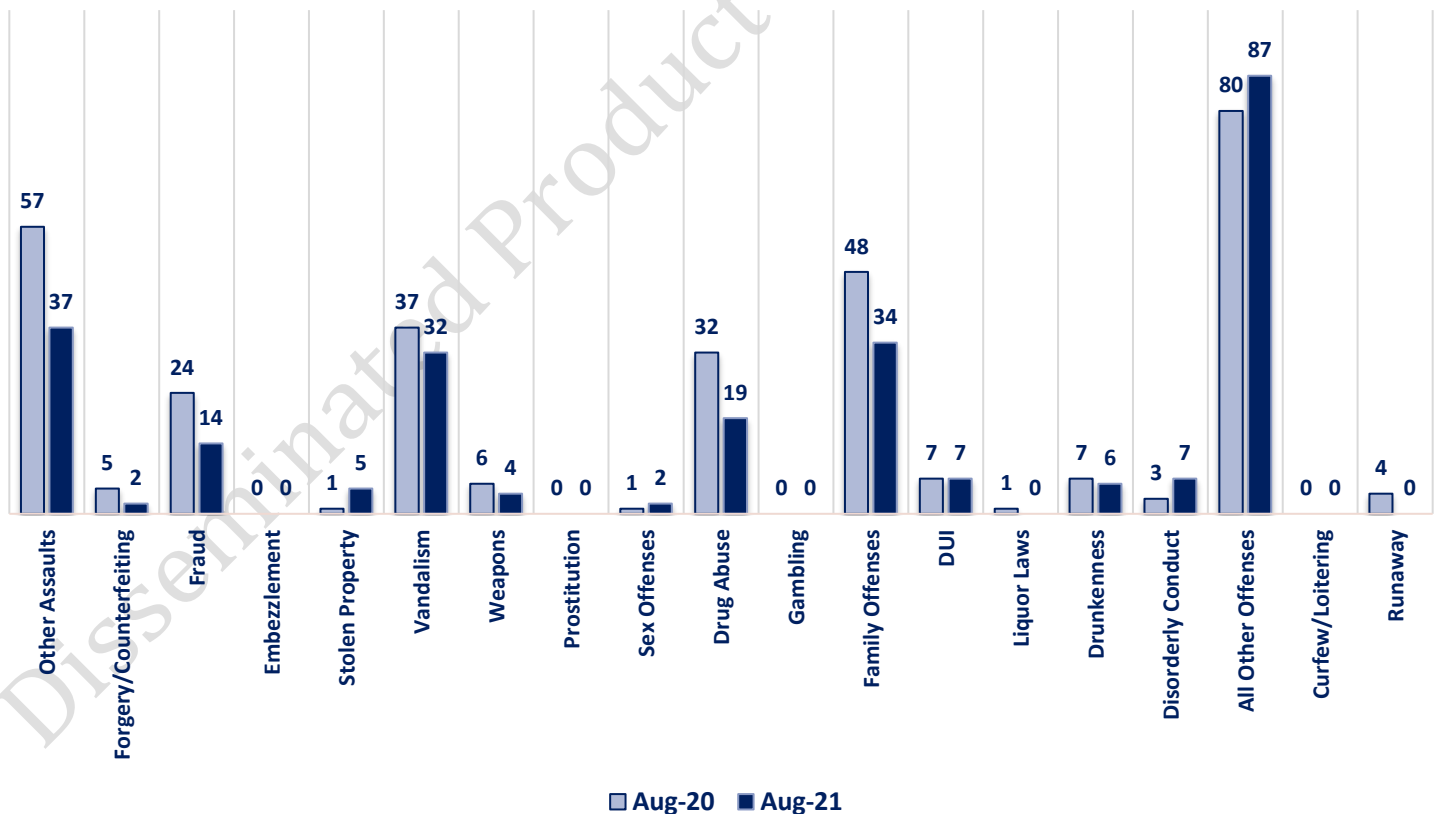
AUGUST 2020- PART I & II OFFENSE PERCENTAGES



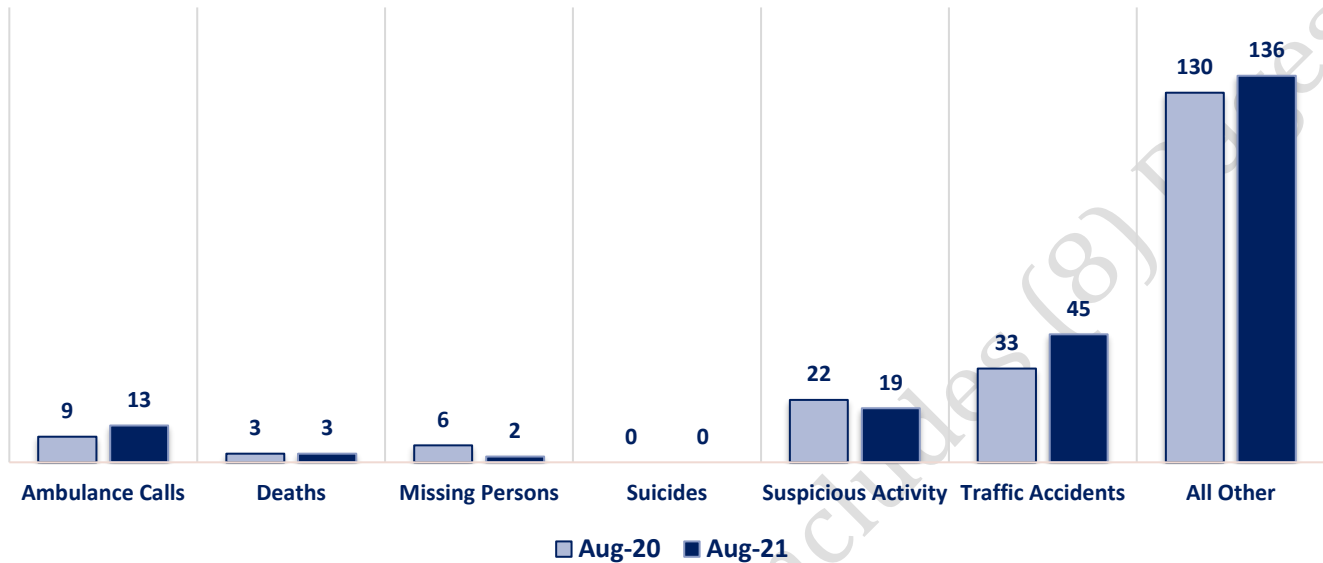
Part I Offenses



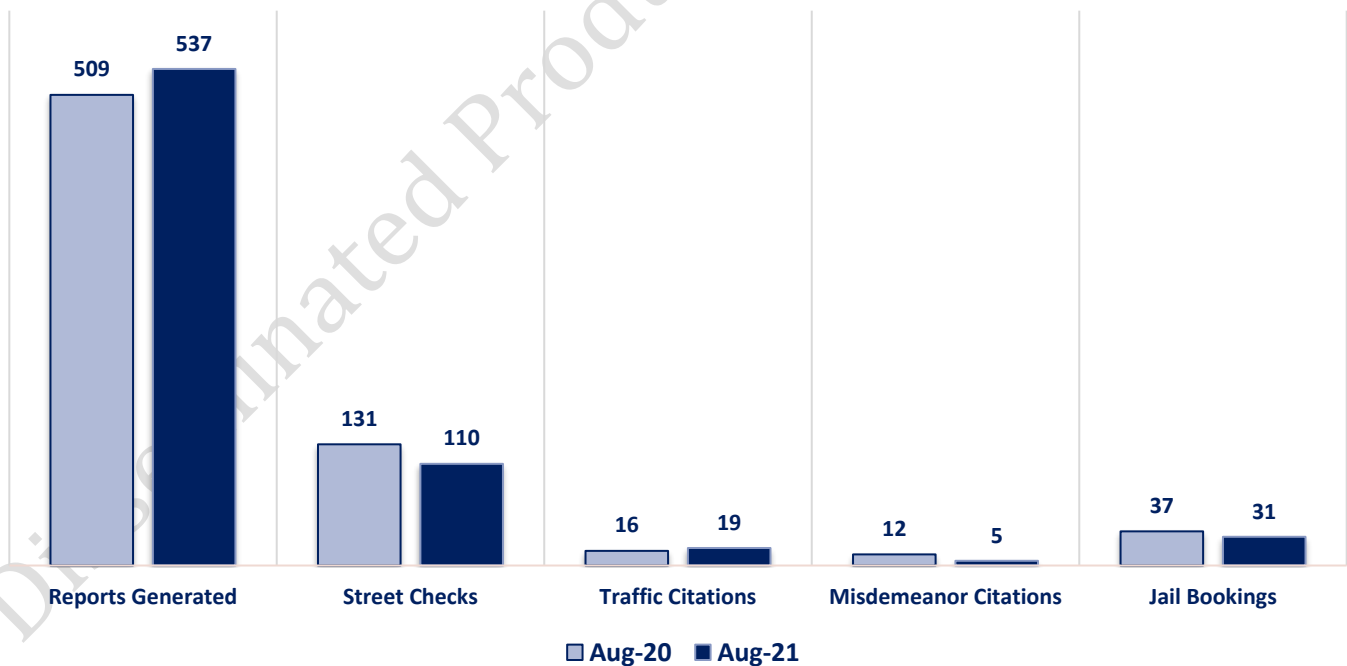
Part II Offenses



Non-UCR Offenses

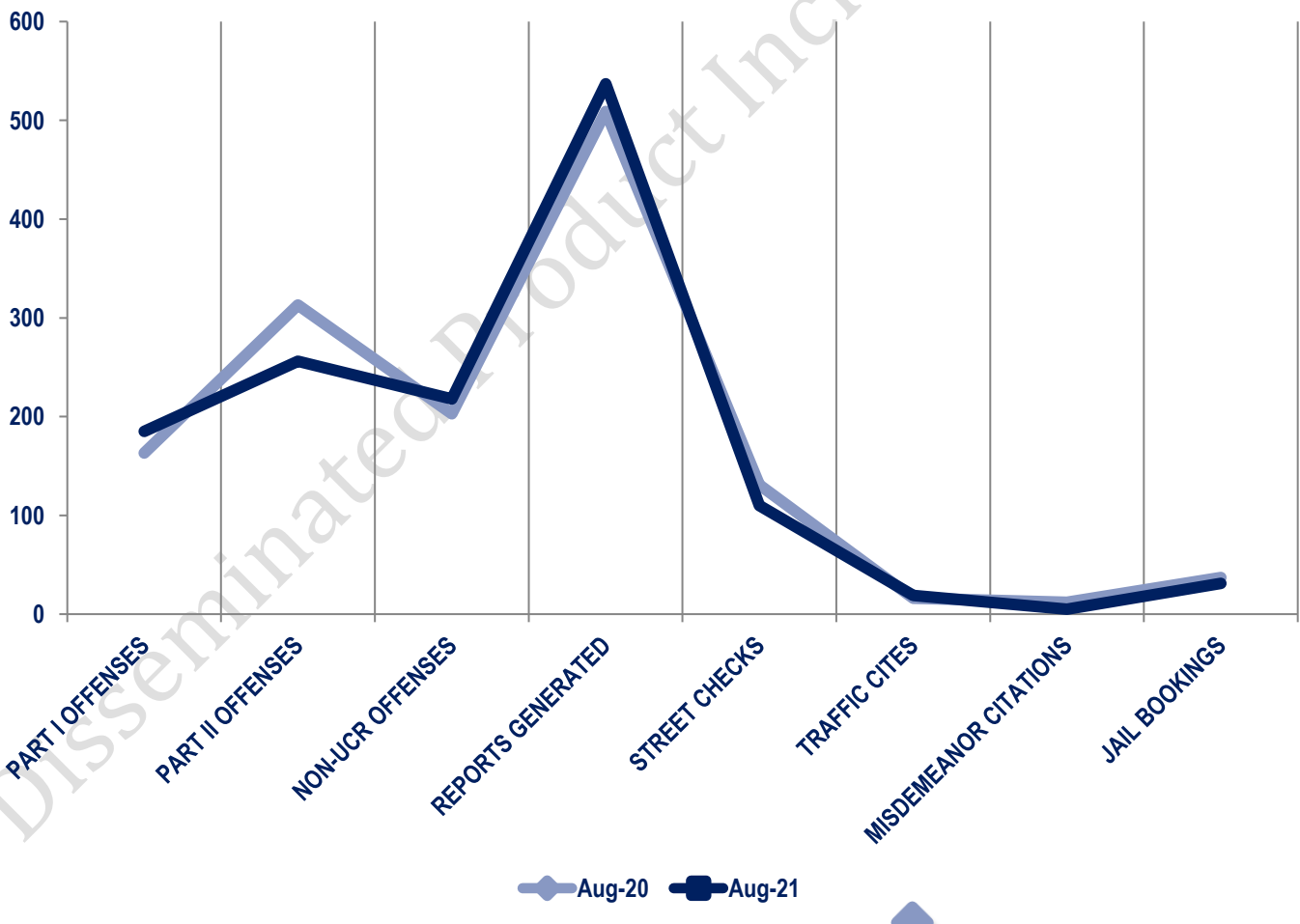


Other Event Totals



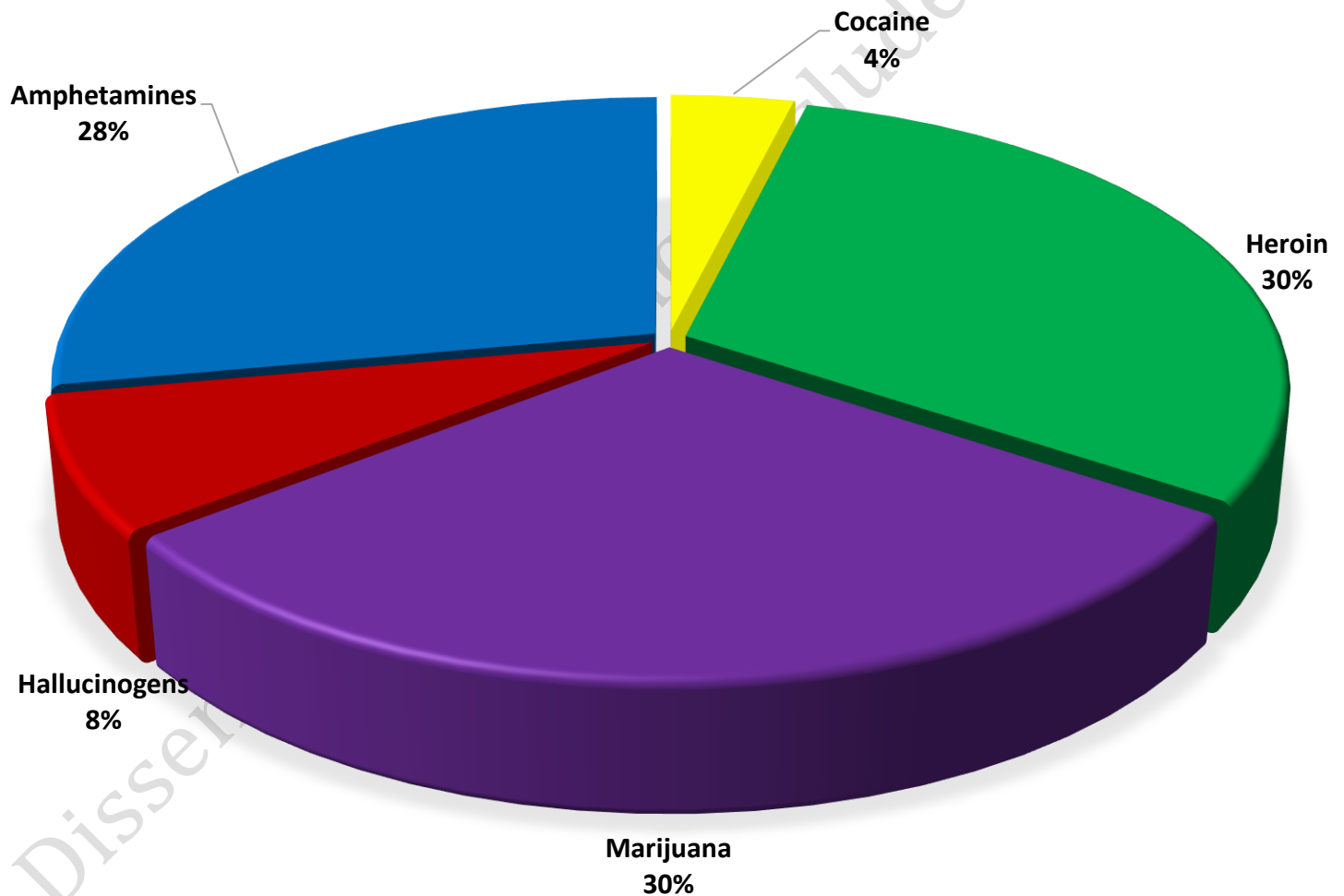
Combined Offense/Event Trends

	AUG 2020	AUG 2021
Part I Offenses	163	185
Part II Offenses	313	256
NonUCR Offenses	203	218
Reports Generated	509	537
Street Checks	131	110
Traffic Citations	16	19
Misdemeanor Citations	12	5
Jail Bookings	37	31

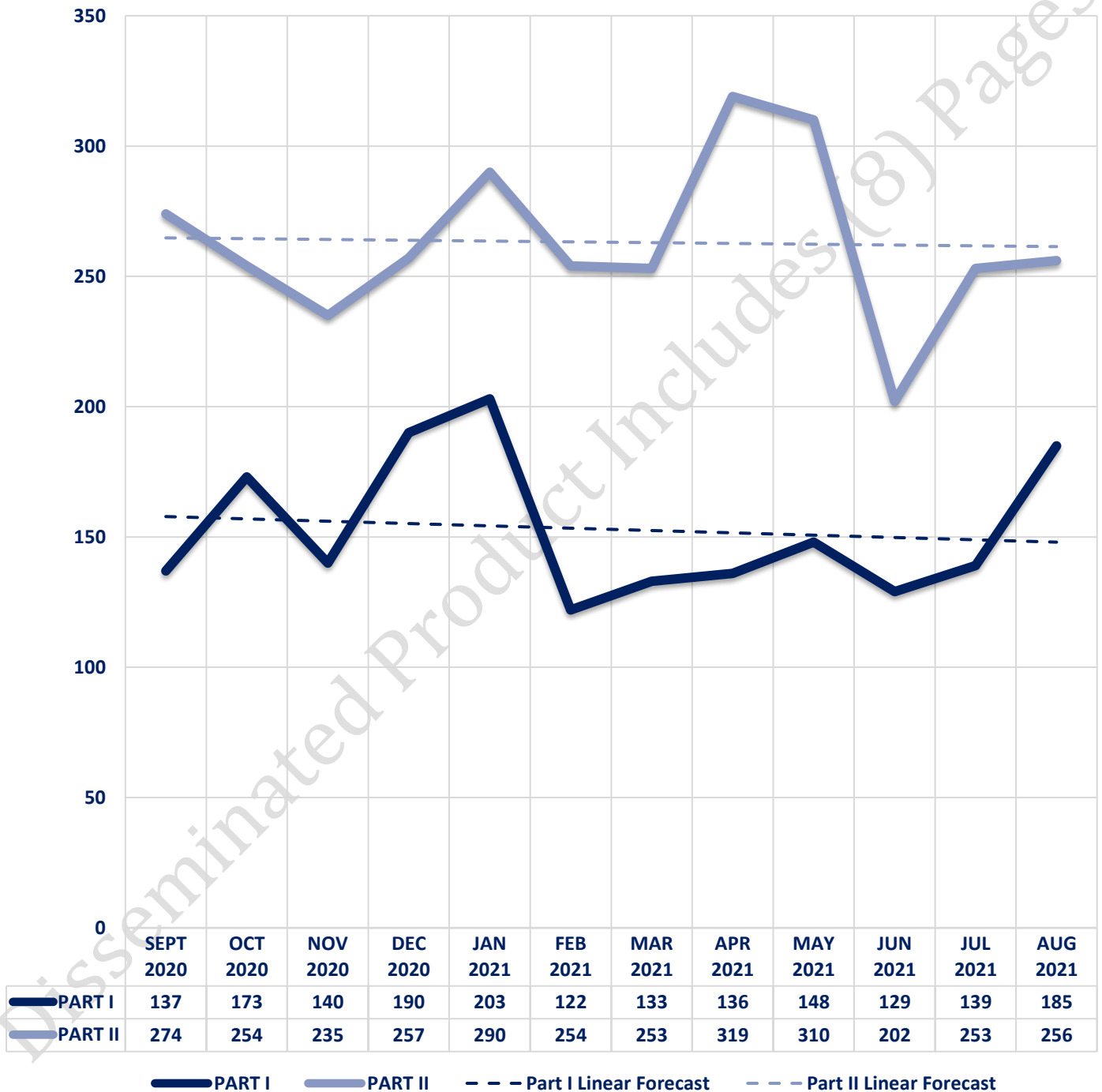


Seized Drugs

TYPE	DOSES	STREET VALUE
Cocaine	9.0	\$ 90.00
Heroin	70.9	\$ 708.50
Marijuana	70.0	\$ 420.11
Hallucinogens	17.8	\$ 35.63
Amphetamines	64.9	\$ 649.00
TOTAL	232.6	\$ 1,903.24



Part I & II Offenses - One Year





CITY COUNCIL DISTRICT #1

MONTHLY OFFENSE SUMMARY

September 2021

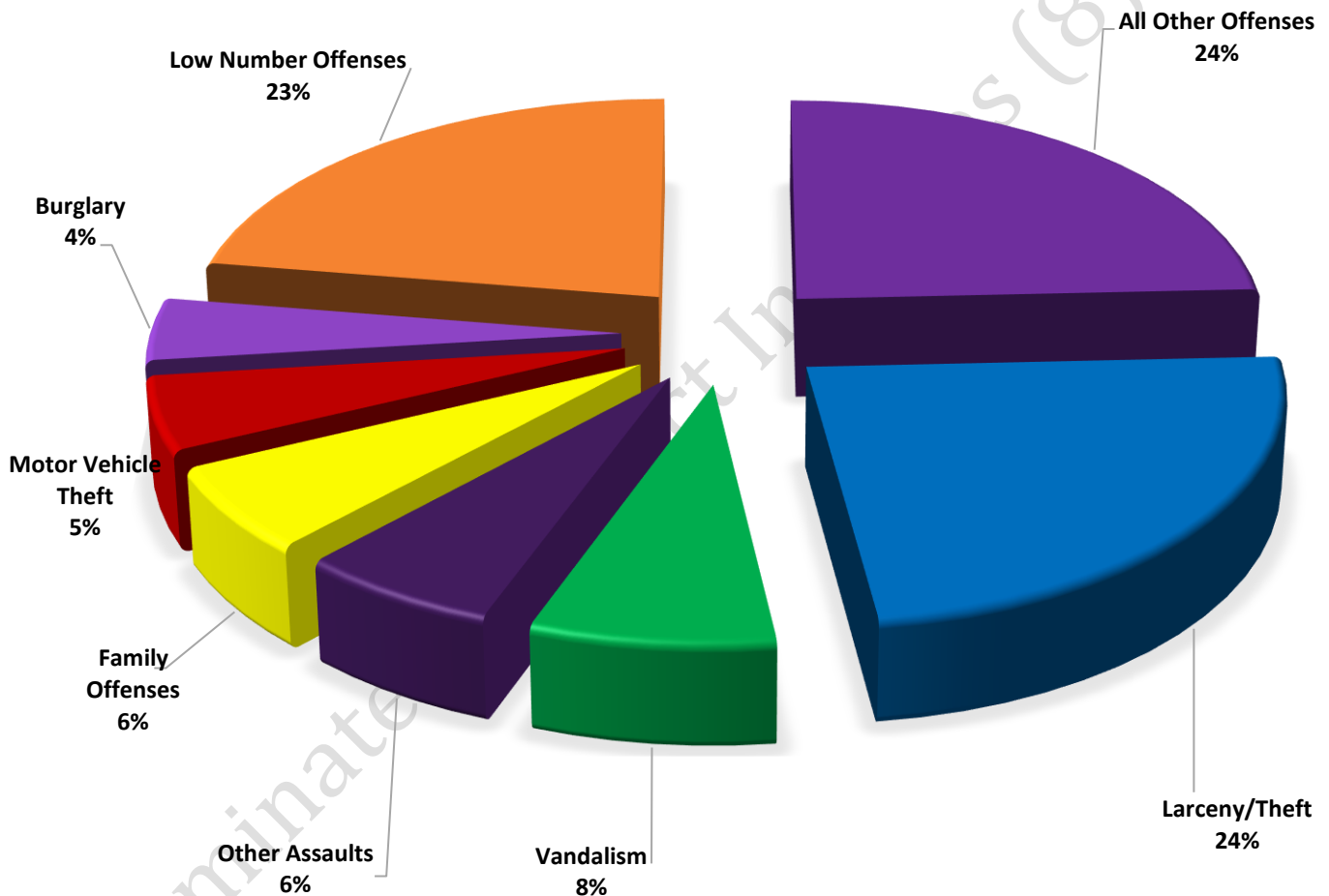
These figures represent preliminary counts of original Police Incident Reports and include all offenses within the above listed City Council District only. Full statistical analysis to determine the confidence level of this data has not been performed. The results contained herein are approximate in relation to the listed area and may not fully coincide with data shown in other areas of SLCPD's Crime Statistics page such as Calls for Service, Crimes Trending, and Crime Reports due to and reflective of departmental procedures that were in place at the time the event occurred and the date this data was compiled. Results displayed are not distinguished as attempted or completed crimes, do not include other calls for police service, and only represent police service where a report was made. Police Incident Reports are classified by primary offense categories as defined by the Uniform Crime Reporting (UCR) system, however for this report all offenses are included, and each incident may have more than one offense listed on it. In cases where there is more than one offense listed, all offenses are counted individually. Although every reasonable verification effort is made, the accuracy of any data is subject to the constraints of the report generation process as well as the manner, format, and point in time of any query.

PART I OFFENSES:	Chosen by the FBI as Part I Offenses because they are serious crimes that occur with regularity in all areas of the country and are likely to be reported to Police.
PART II OFFENSES:	All other crimes other than the eight Part I Offenses. The Uniform Crime Reporting Program gathers only arrest data for Part II Offenses, however, SLCPD results displayed in this document display all Part II Offenses, regardless of the presence of arrest data.
ALL OTHER OFFENSES:	Under the Part II Offense section, 'All Other Offenses' include Peeping Tom, Trespass, Kidnap/Abduction, Pornography, Extortion/Blackmail, Bribery, Warrants, Sexual Offenses, Obstruction, Public Peace, and Hit & Run.
NON-UCR OFFENSES:	Non-UCR Offenses include reports for all other offenses not classified as a Part I or Part II Offense. Results displayed separate some of these offenses such as Ambulance Calls, Deaths, Missing Persons, Suicides, Suspicious Activity, and Traffic Accidents.
ALL OTHER NON-UCR:	Under the Non-UCR category, 'All Other' include the remainder of offenses not classified as Part I or Part II and not separated from the Non-UCR Offenses. These include things such as Loud Parties, Barking Dogs, Mentally Ill Subjects, Citizen Assistance, etc.
LOW NUMBER OFFENSES:	On page two, in the interest of space and allowing for easier viewing, the category titled 'Low Number Offenses' include Part I and Part II Offenses from page one that have totals under the amount of 16.

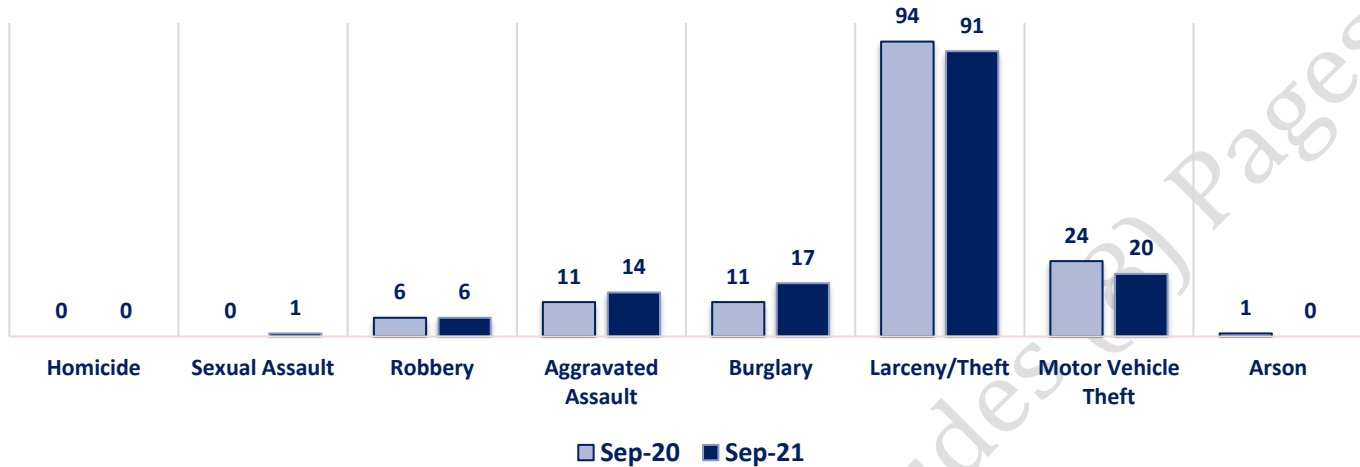
Offenses

	OFFENSE	SEPT 20	SEPT 21	OFFENSE	SEPT 20	SEPT 21
PART I OFFENSES	Homicide	0	0	Other Assaults	42	24
	Sexual Assault	0	1	Forgery/Counterfeit	3	3
	Robbery	6	6	Fraud	30	11
	Aggravated Assault	11	14	Embezzlement	0	0
	Burglary	11	17	Stolen Property	6	3
	Larceny/Theft	94	91	Vandalism	26	29
	Motor Vehicle Theft	24	20	Weapons	11	7
	Arson	1	0	Prostitution	2	0
	PART I TOTALS	147	149	Sex Offenses	1	2
NON-UCR OFFENSES	Ambulance Calls	9	10	Drug Abuse	27	16
	Deaths	4	3	Gambling	0	0
	Missing Persons	4	4	Family Offenses	41	23
	Suicides	0	0	DUI	2	4
	Suspicious Activity	12	16	Liquor Laws	0	3
	Traffic Accidents	30	40	Drunkenness	1	9
	All Other	111	138	Disorderly Conduct	3	7
	NON-UCR TOTALS	170	211	All Other Offenses	75	93
	PART I OFFENSES	147	149	Curfew/Loitering	0	0
TOTALS	PART II OFFENSES	276	234	Runaway	6	0
	NON-UCR OFFENSES	170	211	PART II TOTALS	276	234
	TOTAL	593	594			

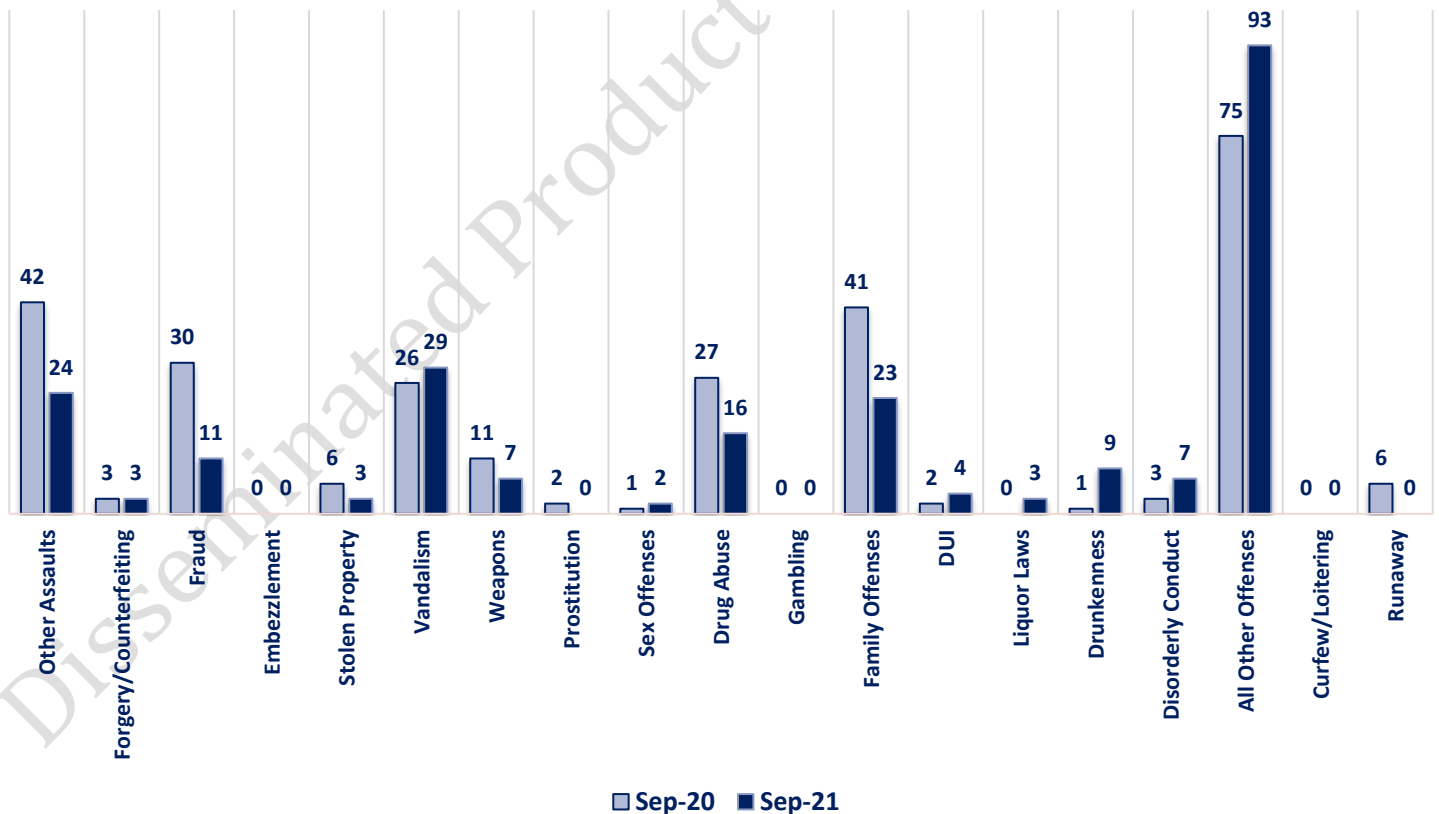
SEPTEMBER 2021 - PART I & II OFFENSE PERCENTAGES



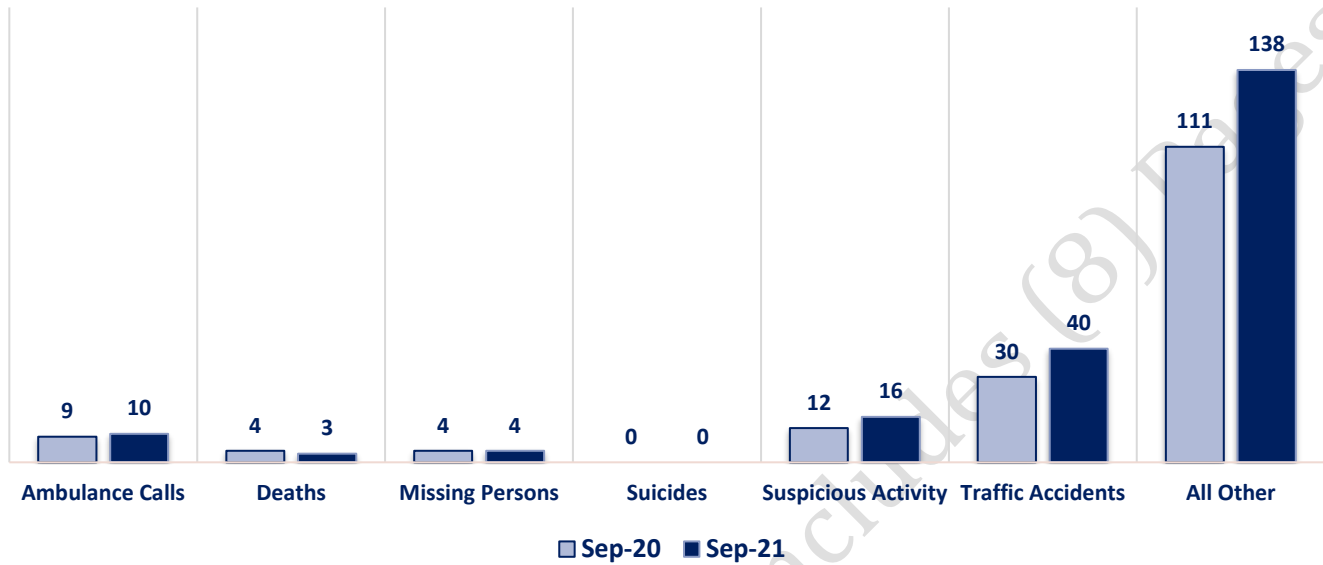
Part I Offenses



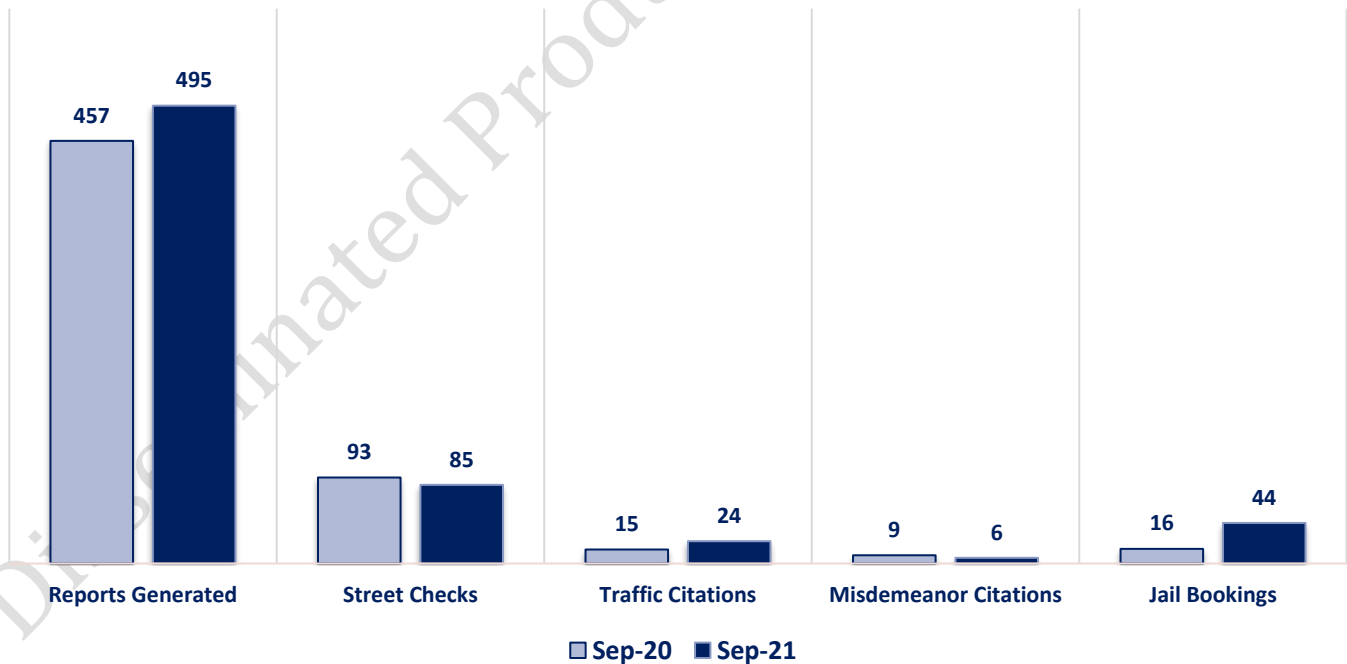
Part II Offenses



Non-UCR Offenses

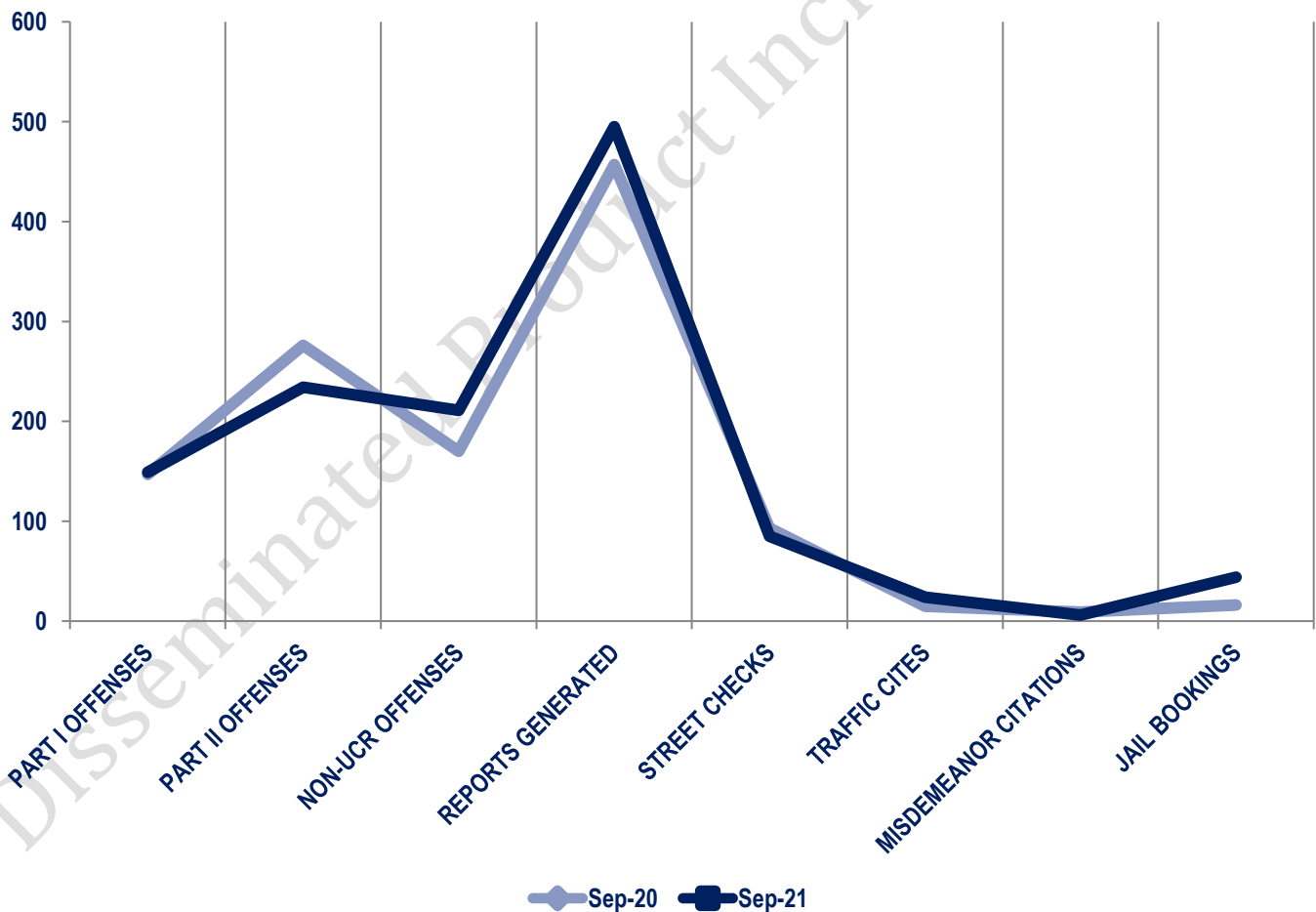


Other Event Totals



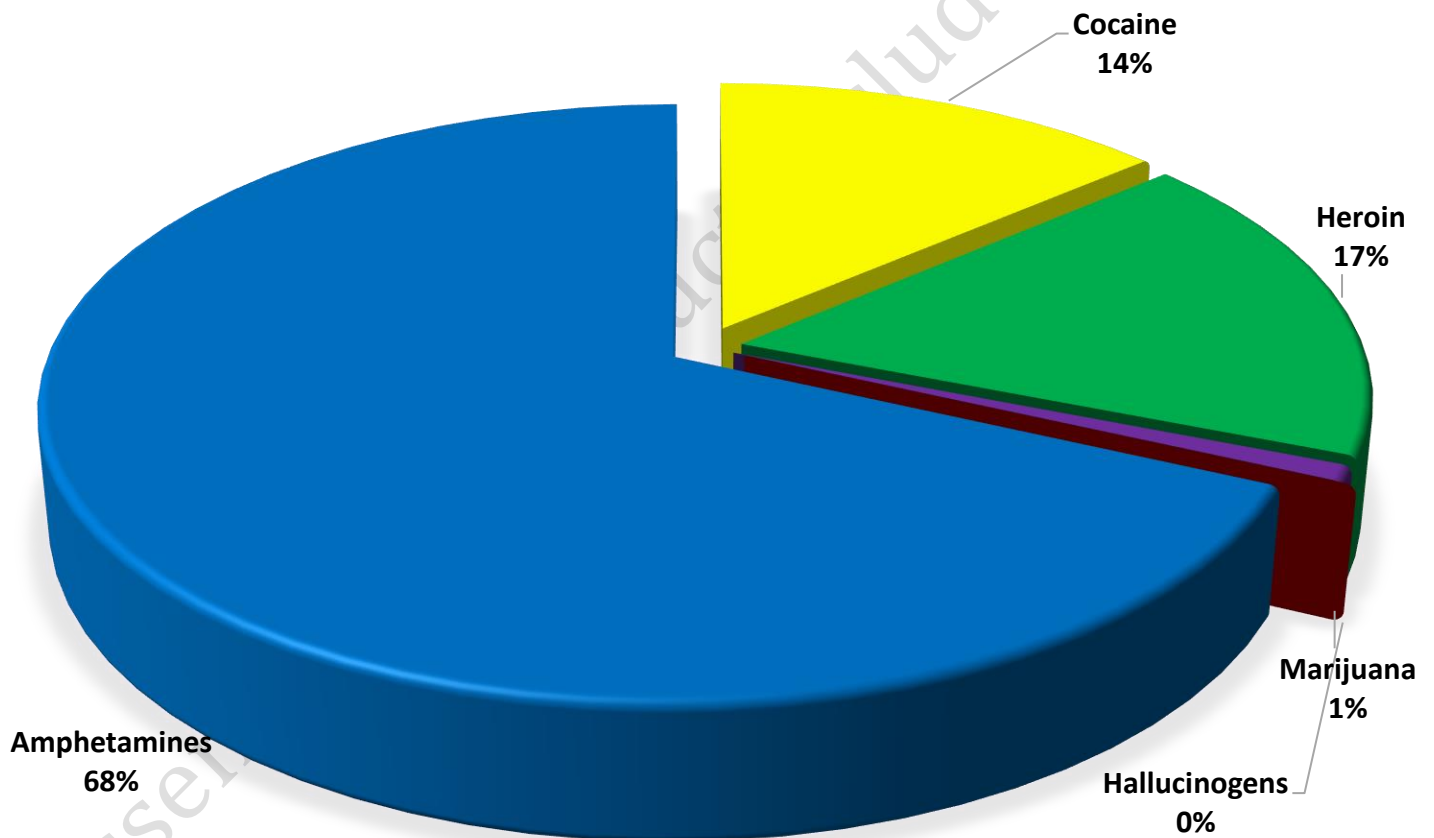
Combined Offense/Event Trends

	SEPT 2020	SEPT 2021
Part I Offenses	147	149
Part II Offenses	276	234
NonUCR Offenses	170	211
Reports Generated	457	495
Street Checks	93	85
Traffic Citations	15	24
Misdemeanor Citations	9	6
Jail Bookings	16	44

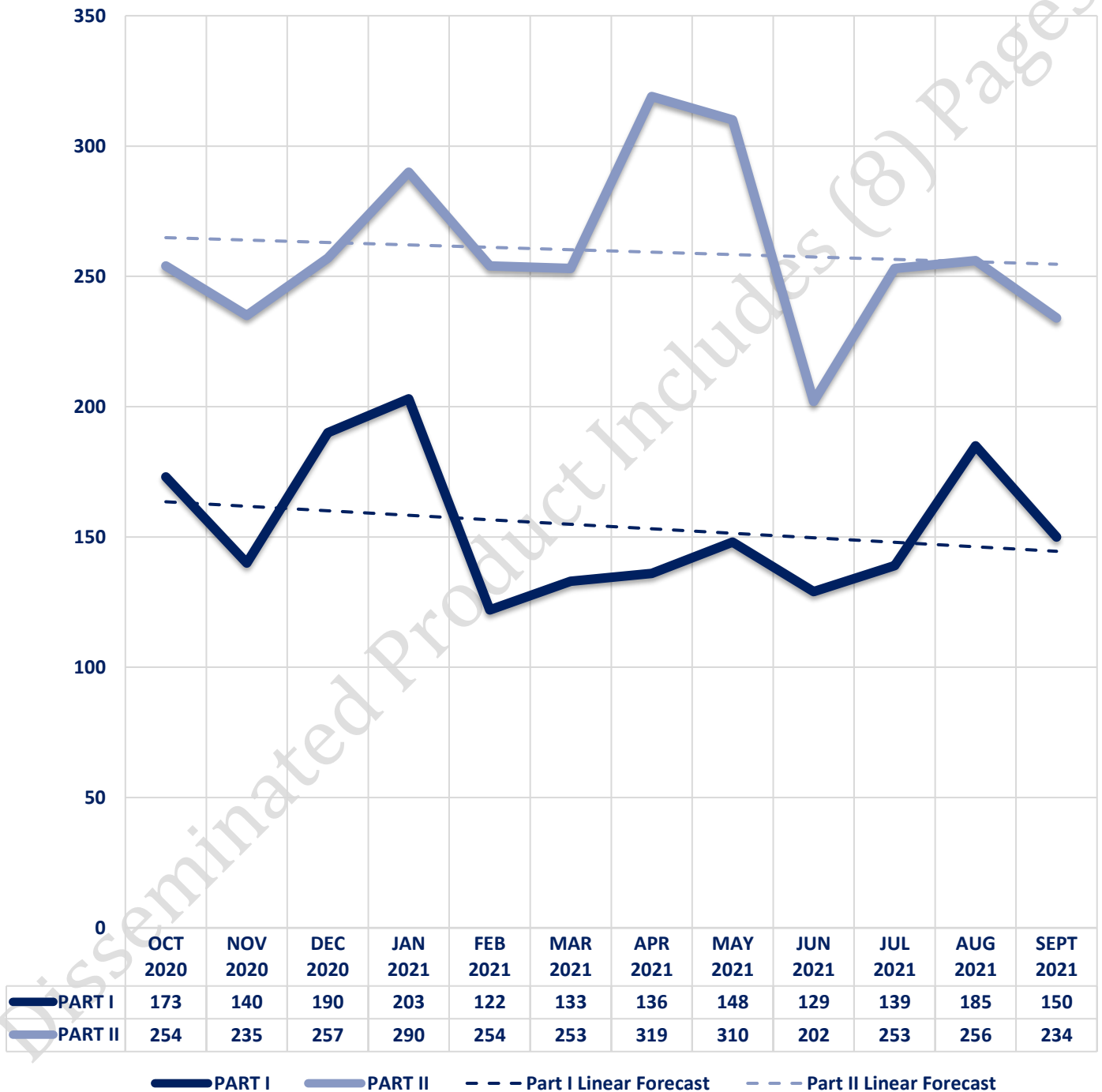


Seized Drugs

TYPE	DOSES	STREET VALUE	
Cocaine	10888.2	\$	108,882.00
Heroin	13712.9	\$	137,129.00
Marijuana	671.0	\$	4,026.19
Hallucinogens	0.0	\$	-
Amphetamines	54140.5	\$	541,404.90
TOTAL	79412.6	\$	791,442.09



Part I & II Offenses - One Year





CITY COUNCIL DISTRICT #1

MONTHLY OFFENSE SUMMARY

October 2021

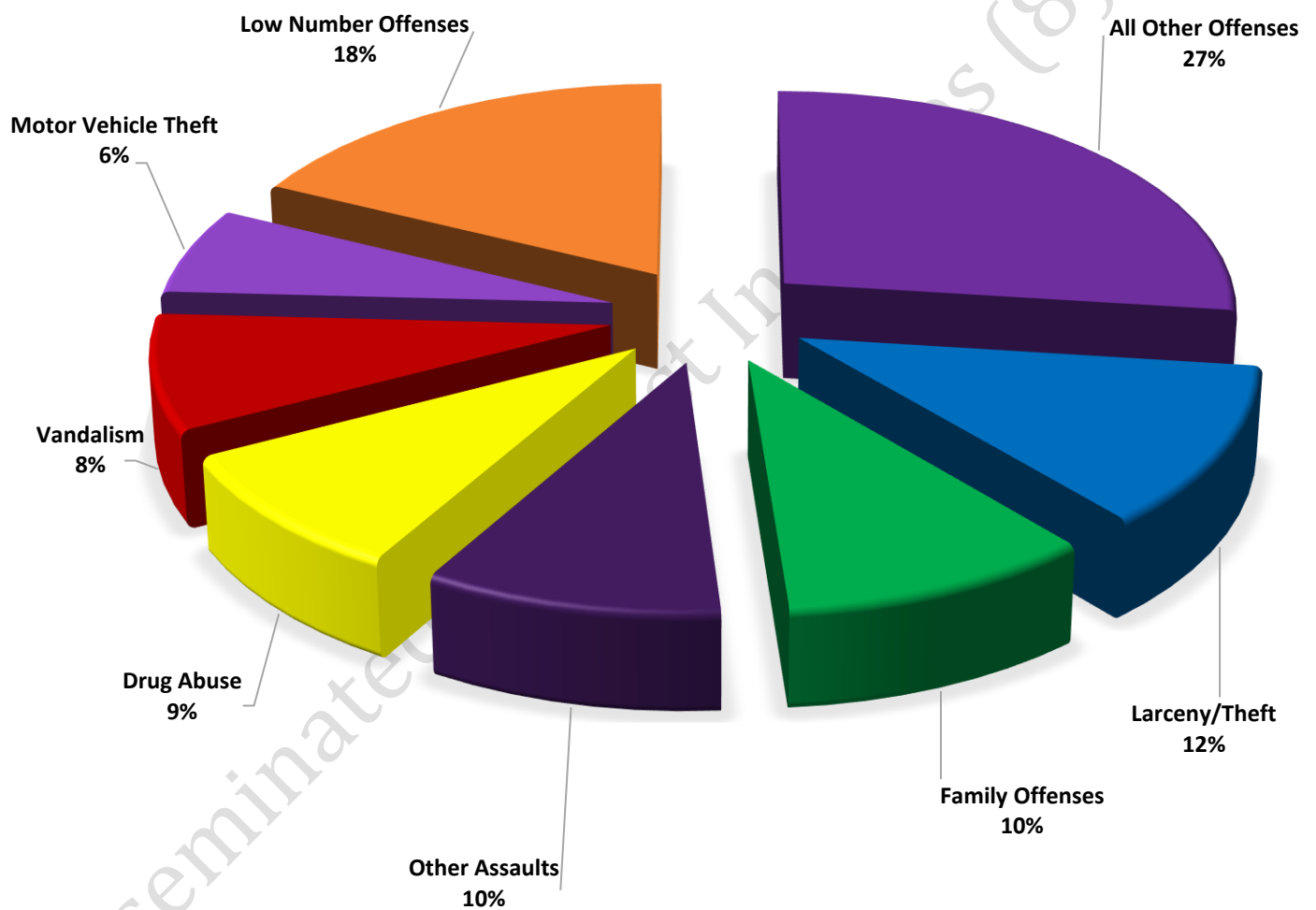
These figures represent preliminary counts of original Police Incident Reports and include all offenses within the above listed City Council District only. Full statistical analysis to determine the confidence level of this data has not been performed. The results contained herein are approximate in relation to the listed area and may not fully coincide with data shown in other areas of SLCPD's Crime Statistics page such as Calls for Service, Crimes Trending, and Crime Reports due to and reflective of departmental procedures that were in place at the time the event occurred and the date this data was compiled. Results displayed are not distinguished as attempted or completed crimes, do not include other calls for police service, and only represent police service where a report was made. Police Incident Reports are classified by primary offense categories as defined by the Uniform Crime Reporting (UCR) system, however for this report all offenses are included, and each incident may have more than one offense listed on it. In cases where there is more than one offense listed, all offenses are counted individually. Although every reasonable verification effort is made, the accuracy of any data is subject to the constraints of the report generation process as well as the manner, format, and point in time of any query.

PART I OFFENSES:	Chosen by the FBI as Part I Offenses because they are serious crimes that occur with regularity in all areas of the country and are likely to be reported to Police.
PART II OFFENSES:	All other crimes other than the eight Part I Offenses. The Uniform Crime Reporting Program gathers only arrest data for Part II Offenses, however, SLCPD results displayed in this document display all Part II Offenses, regardless of the presence of arrest data.
ALL OTHER OFFENSES:	Under the Part II Offense section, 'All Other Offenses' include Peeping Tom, Trespass, Kidnap/Abduction, Pornography, Extortion/Blackmail, Bribery, Warrants, Sexual Offenses, Obstruction, Public Peace, and Hit & Run.
NON-UCR OFFENSES:	Non-UCR Offenses include reports for all other offenses not classified as a Part I or Part II Offense. Results displayed separate some of these offenses such as Ambulance Calls, Deaths, Missing Persons, Suicides, Suspicious Activity, and Traffic Accidents.
ALL OTHER NON-UCR:	Under the Non-UCR category, 'All Other' include the remainder of offenses not classified as Part I or Part II and not separated from the Non-UCR Offenses. These include things such as Loud Parties, Barking Dogs, Mentally Ill Subjects, Citizen Assistance, etc.
LOW NUMBER OFFENSES:	On page two, in the interest of space and allowing for easier viewing, the category titled 'Low Number Offenses' include Part I and Part II Offenses from page one that have totals under the amount of 19.

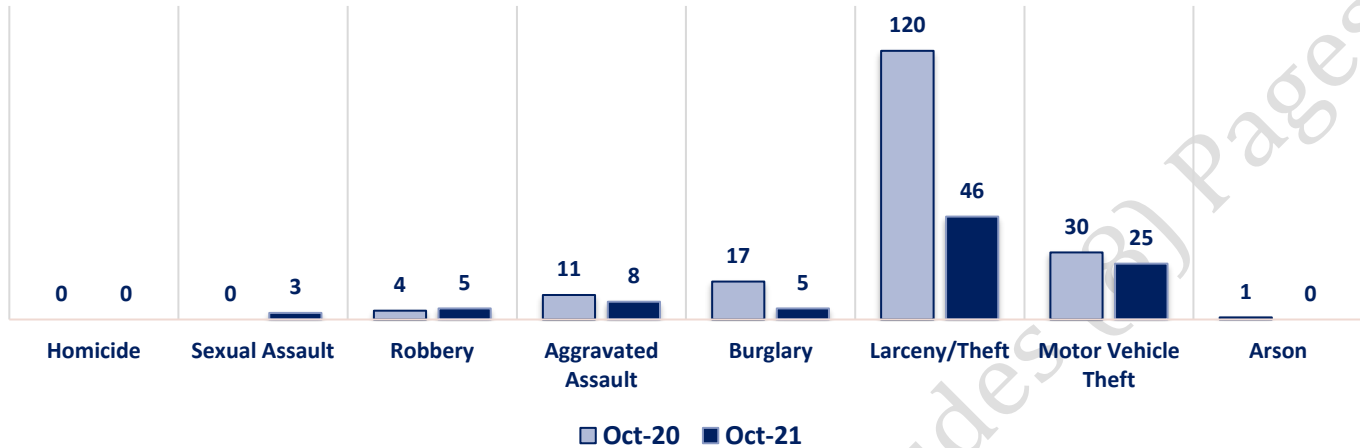
Offenses

PART I OFFENSES		OFFENSE		OCT 20	OCT 21	PART II OFFENSES			
		OFFENSE		OCT 20	OCT 21				
		Homicide		0	0				
		Sexual Assault		0	3				
		Robbery		4	5				
		Aggravated Assault		11	8				
		Burglary		17	5				
		Larceny/Theft		120	46				
		Motor Vehicle Theft		30	25				
		Arson		1	0				
PART I TOTALS		183	92	Sex Offenses		2	3		
NON-UCR OFFENSES		Ambulance Calls		12	7	Drug Abuse		31	35
		Deaths		1	7	Gambling		0	0
		Missing Persons		1	5	Family Offenses		30	39
		Suicides		0	0	DUI		3	3
		Suspicious Activity		12	17	Liquor Laws		0	0
		Traffic Accidents		24	43	Drunkenness		5	8
		All Other		123	119	Disorderly Conduct		4	8
		NON-UCR TOTALS		173	198	All Other Offenses		70	105
PART I OFFENSES		183	92	Curfew/Loitering		0	0		
PART II OFFENSES		262	297	Runaway		9	0		
NON-UCR OFFENSES		173	198	PART II TOTALS		262	297		
TOTAL		618	587						

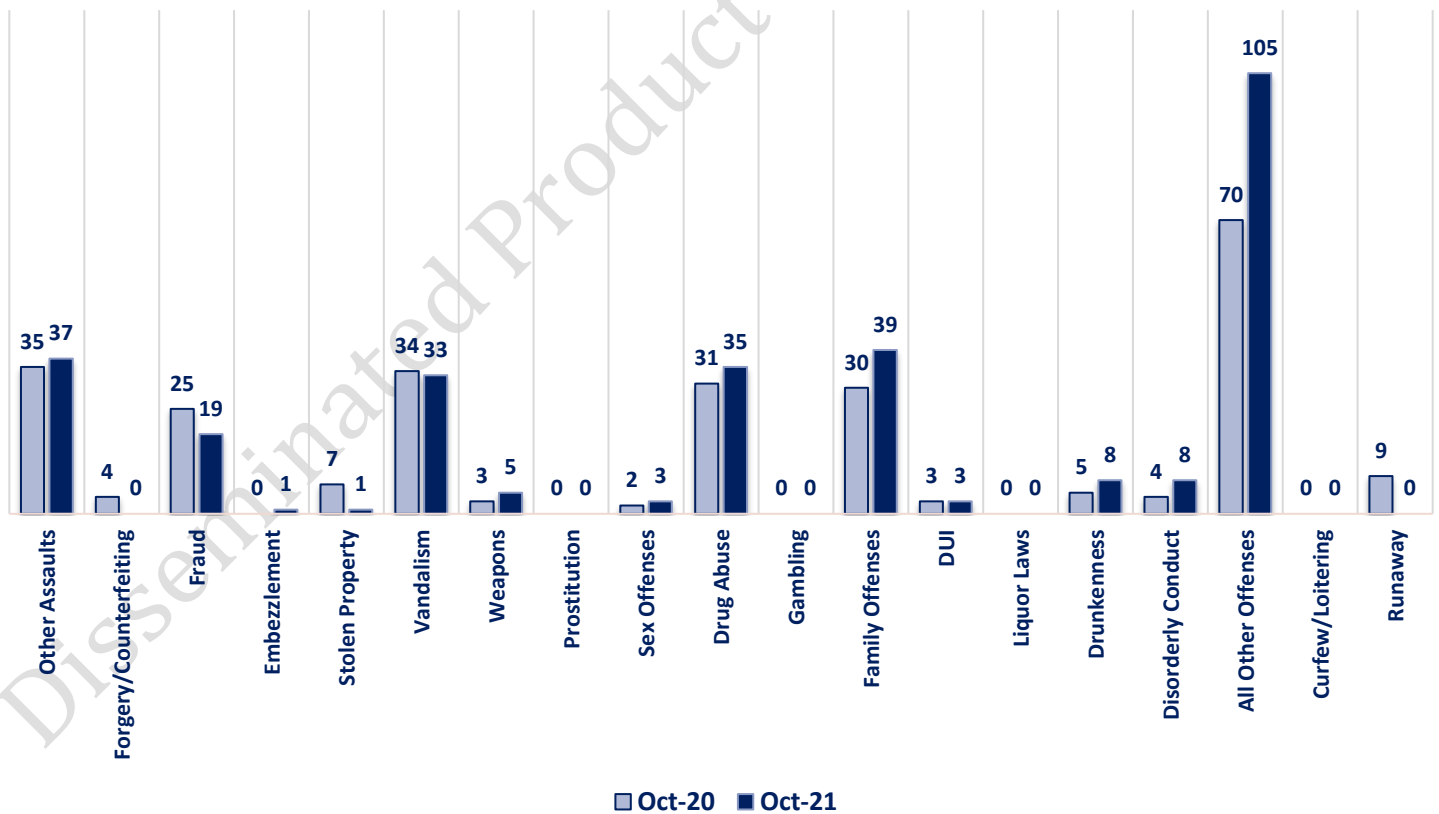
SEPTEMBER 2021 - PART I & II OFFENSE PERCENTAGES



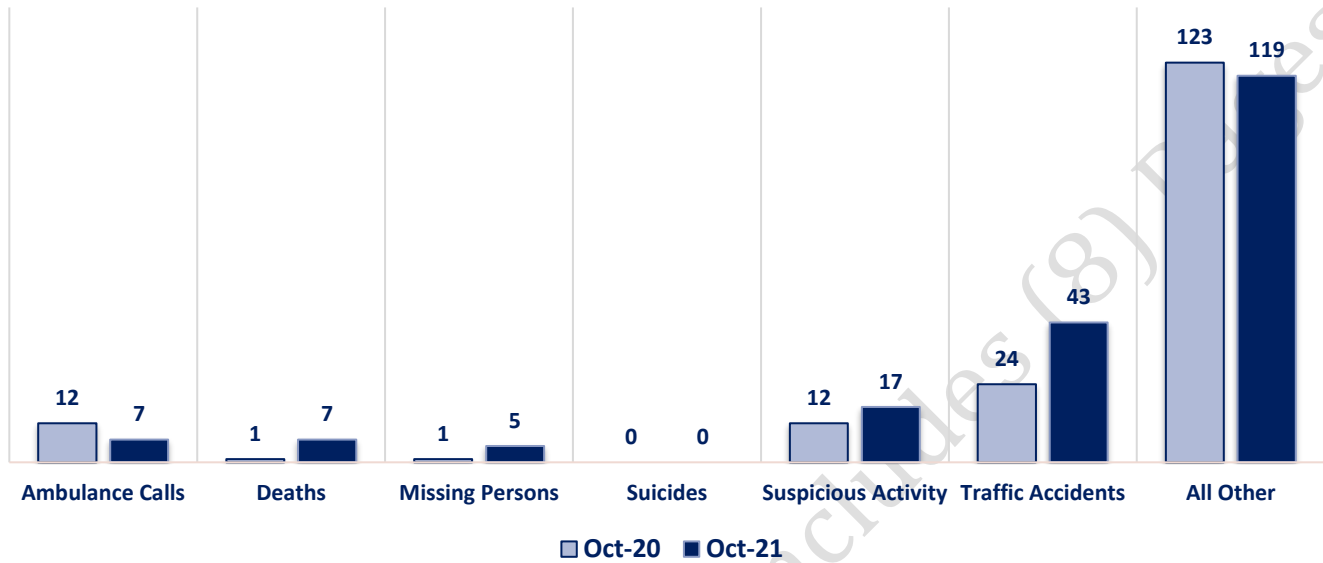
Part I Offenses



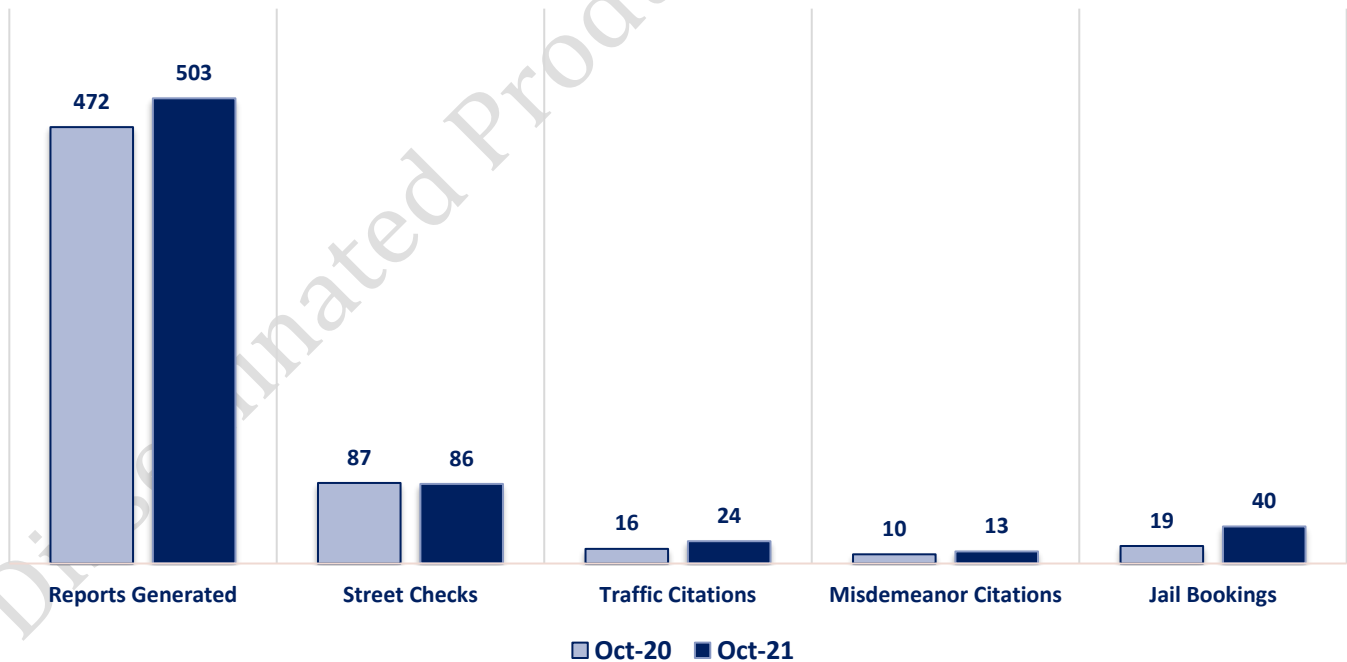
Part II Offenses



Non-UCR Offenses

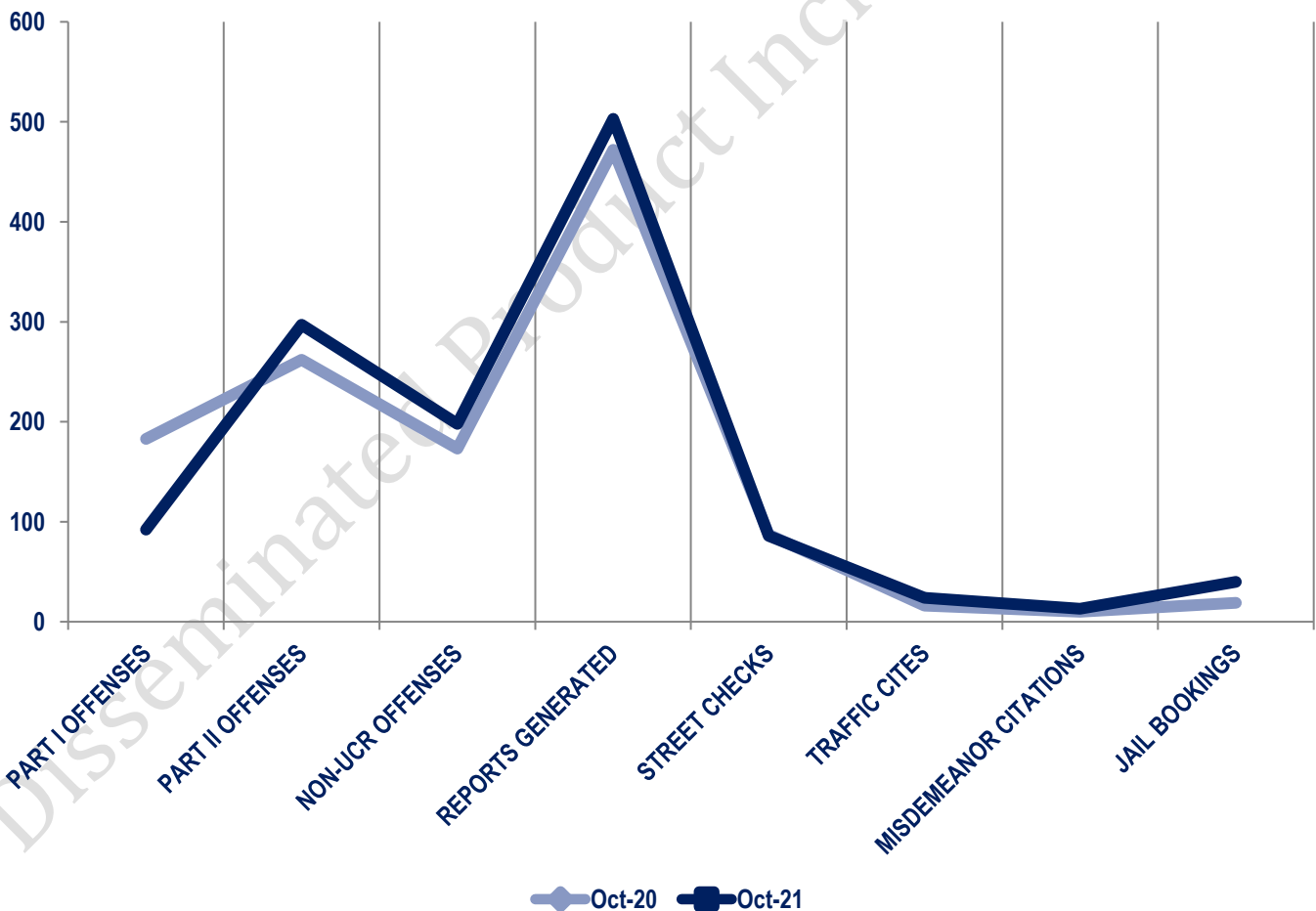


Other Event Totals



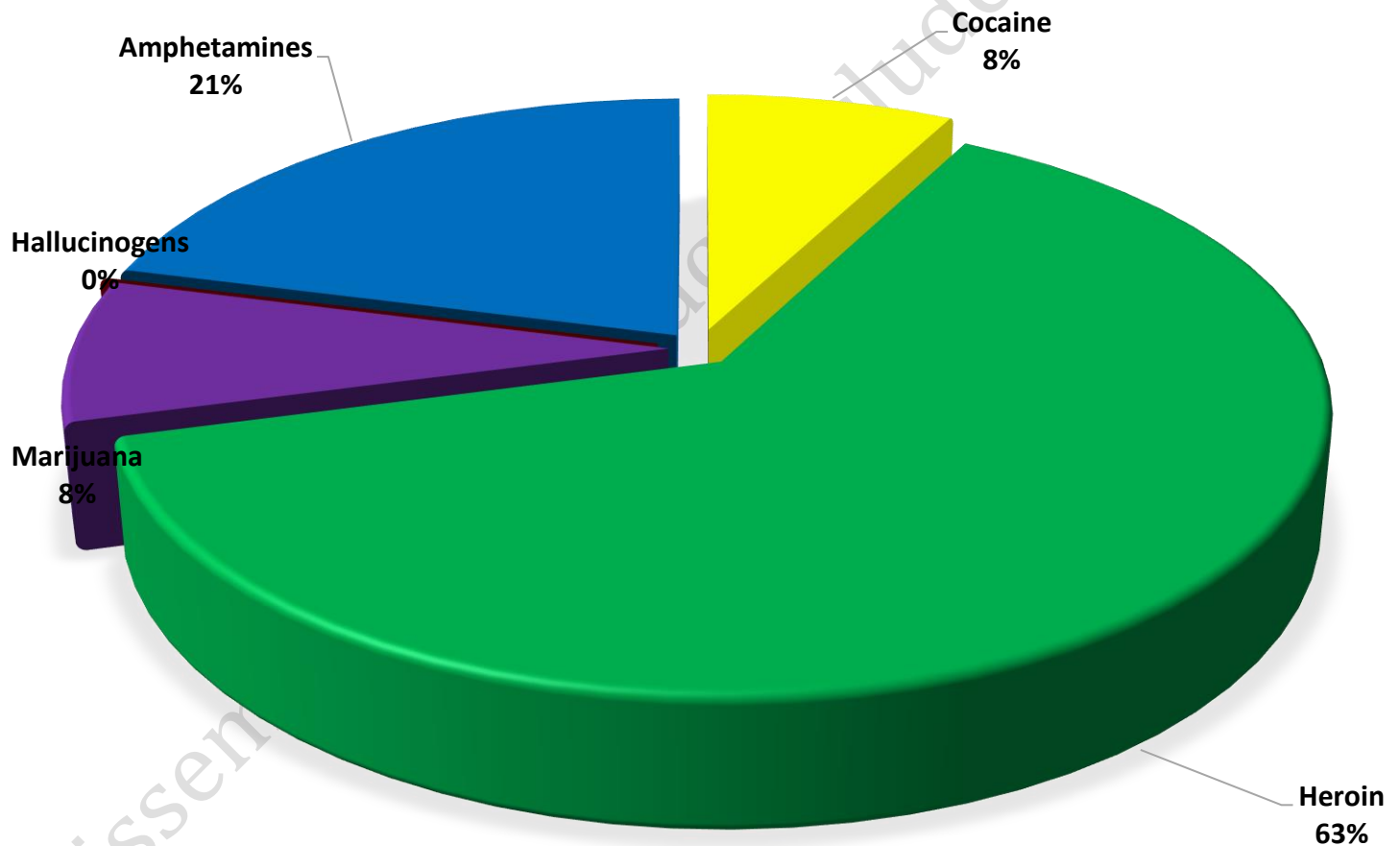
Combined Offense/Event Trends

	OCT 2020	OCT 2021
Part I Offenses	183	92
Part II Offenses	262	297
NonUCR Offenses	173	198
Reports Generated	472	503
Street Checks	87	86
Traffic Citations	16	24
Misdemeanor Citations	10	13
Jail Bookings	19	40

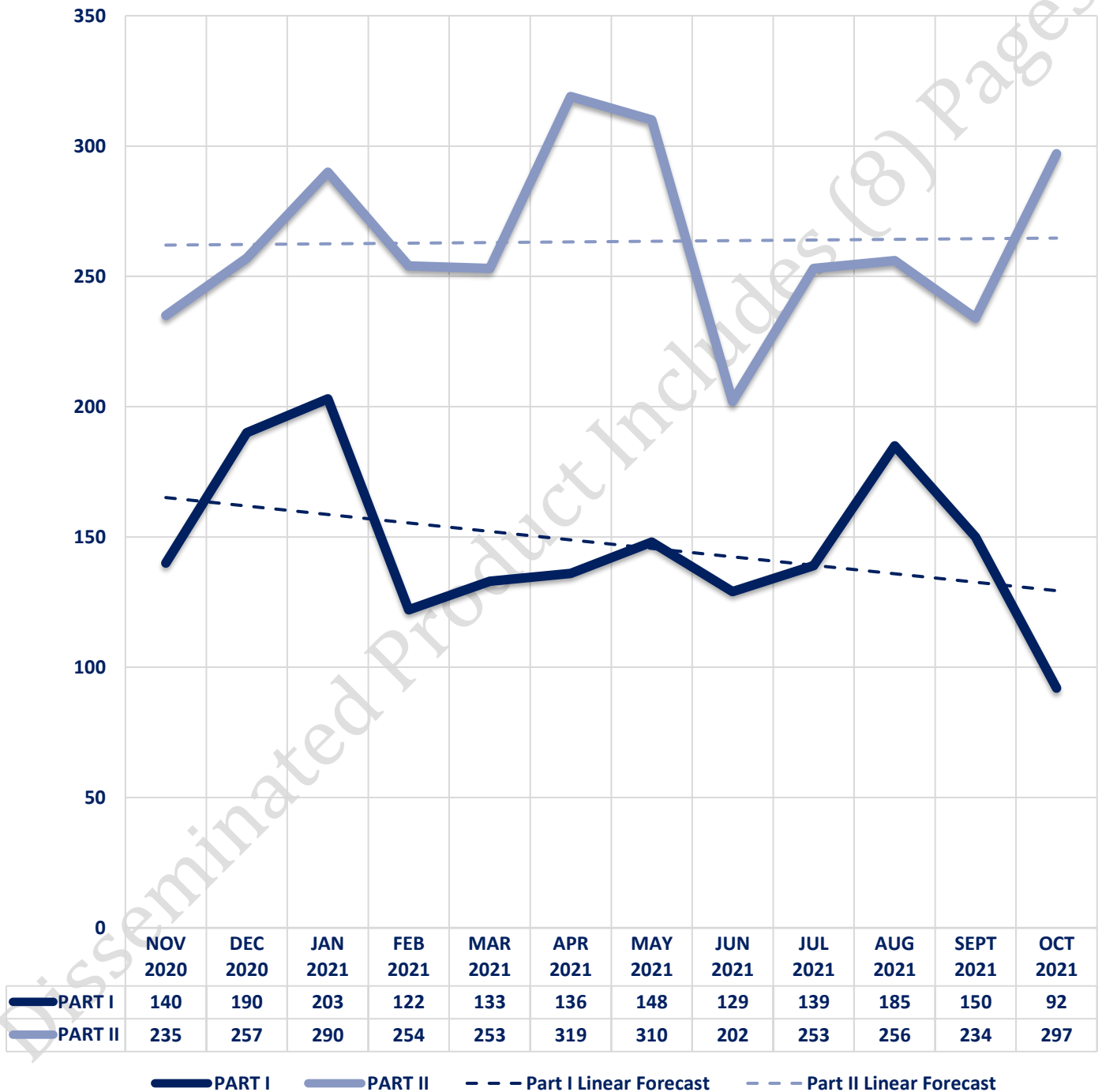


Seized Drugs

TYPE	DOSES	STREET VALUE
Cocaine	195.0	\$ 1,950.00
Heroin	1590.0	\$ 15,900.00
Marijuana	204.5	\$ 1,226.88
Hallucinogens	0.0	\$ -
Amphetamines	529.0	\$ 5,290.00
TOTAL	2518.5	\$ 24,366.88



Part I & II Offenses - One Year





CITY COUNCIL DISTRICT #1

MONTHLY OFFENSE SUMMARY

November 2021

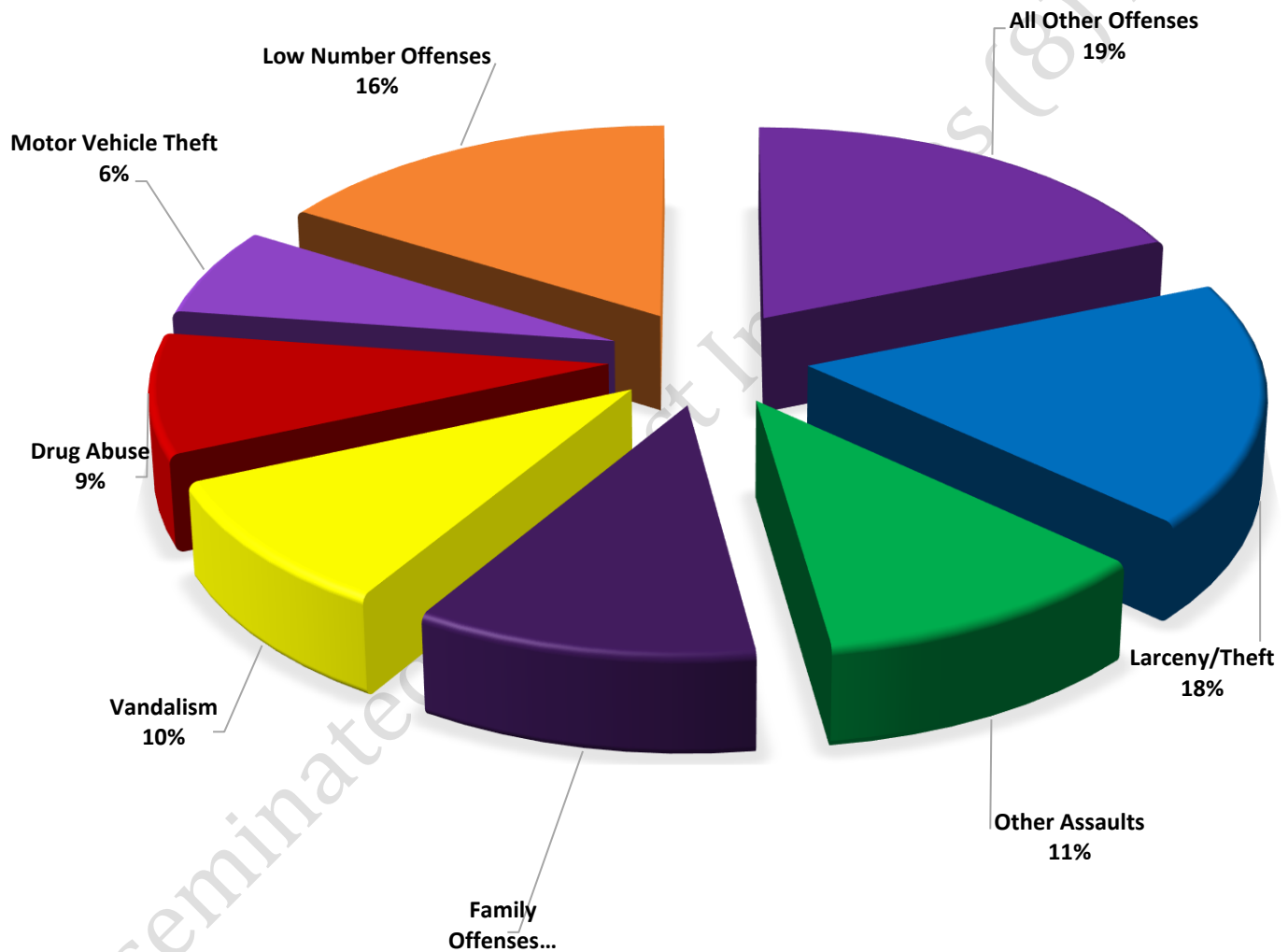
These figures represent preliminary counts of original Police Incident Reports and include all offenses within the above listed City Council District only. Full statistical analysis to determine the confidence level of this data has not been performed. The results contained herein are approximate in relation to the listed area and may not fully coincide with data shown in other areas of SLCPD's Crime Statistics page such as Calls for Service, Crimes Trending, and Crime Reports due to and reflective of departmental procedures that were in place at the time the event occurred and the date this data was compiled. Results displayed are not distinguished as attempted or completed crimes, do not include other calls for police service, and only represent police service where a report was made. Police Incident Reports are classified by primary offense categories as defined by the Uniform Crime Reporting (UCR) system, however for this report all offenses are included, and each incident may have more than one offense listed on it. In cases where there is more than one offense listed, all offenses are counted individually. Although every reasonable verification effort is made, the accuracy of any data is subject to the constraints of the report generation process as well as the manner, format, and point in time of any query.

PART I OFFENSES:	Chosen by the FBI as Part I Offenses because they are serious crimes that occur with regularity in all areas of the country and are likely to be reported to Police.
PART II OFFENSES:	All other crimes other than the eight Part I Offenses. The Uniform Crime Reporting Program gathers only arrest data for Part II Offenses, however, SLCPD results displayed in this document display all Part II Offenses, regardless of the presence of arrest data.
ALL OTHER OFFENSES:	Under the Part II Offense section, 'All Other Offenses' include Peeping Tom, Trespass, Kidnap/Abduction, Pornography, Extortion/Blackmail, Bribery, Warrants, Sexual Offenses, Obstruction, Public Peace, and Hit & Run.
NON-UCR OFFENSES:	Non-UCR Offenses include reports for all other offenses not classified as a Part I or Part II Offense. Results displayed separate some of these offenses such as Ambulance Calls, Deaths, Missing Persons, Suicides, Suspicious Activity, and Traffic Accidents.
ALL OTHER NON-UCR:	Under the Non-UCR category, 'All Other' include the remainder of offenses not classified as Part I or Part II and not separated from the Non-UCR Offenses. These include things such as Loud Parties, Barking Dogs, Mentally Ill Subjects, Citizen Assistance, etc.
LOW NUMBER OFFENSES:	On page two, in the interest of space and allowing for easier viewing, the category titled 'Low Number Offenses' include Part I and Part II Offenses from page one that have totals under the amount of 16.

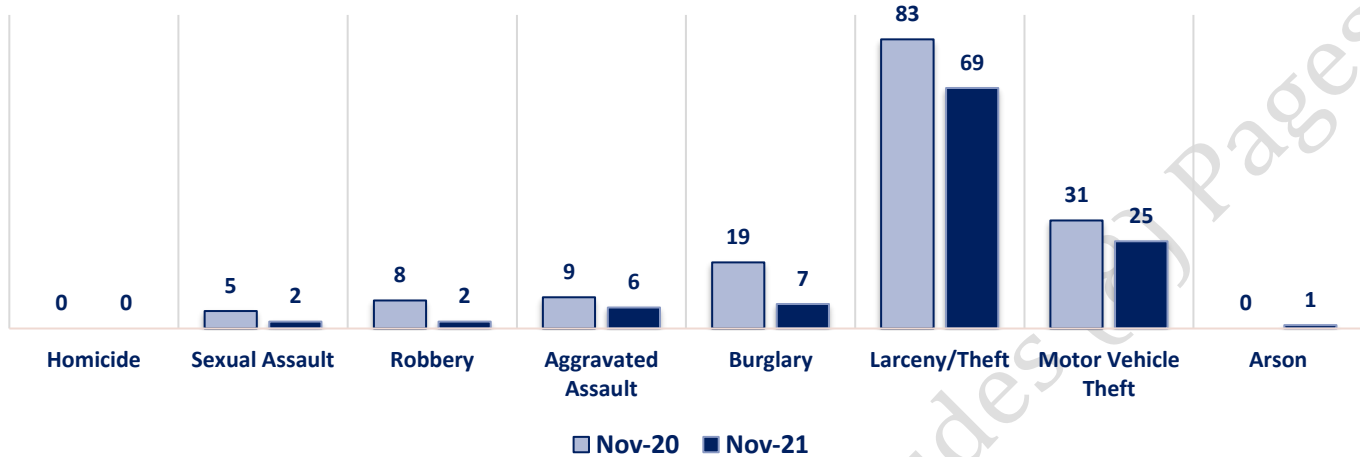
Offenses

PART I OFFENSES		OFFENSE		NOV 20	NOV 21	PART II OFFENSES					
		OFFENSE		NOV 20	NOV 21						
		Homicide		0	0			Other Assaults		37	42
		Sexual Assault		5	2			Forgery/Counterfeit		8	2
		Robbery		8	2			Fraud		18	16
		Aggravated Assault		9	6			Embezzlement		0	0
		Burglary		19	7			Stolen Property		1	2
		Larceny/Theft		83	69			Vandalism		31	37
		Motor Vehicle Theft		31	25			Weapons		3	3
		Arson		0	1			Prostitution		0	2
PART I TOTALS		155	112	Sex Offenses		4	3				
NON-UCR OFFENSES		Ambulance Calls		9	10	Drug Abuse		21	34		
		Deaths		3	7	Gambling		0	0		
		Missing Persons		5	6	Family Offenses		36	42		
		Suicides		1	0	DUI		6	10		
		Suspicious Activity		17	17	Liquor Laws		1	0		
		Traffic Accidents		25	30	Drunkenness		5	4		
		All Other		113	138	Disorderly Conduct		3	2		
		NON-UCR TOTALS		173	208	All Other Offenses		68	72		
PART I OFFENSES		155	112	Curfew/Loitering		1	0				
PART II OFFENSES		246	271	Runaway		3	0				
NON-UCR OFFENSES		173	208	PART II TOTALS		246	271				
TOTAL		574	591								

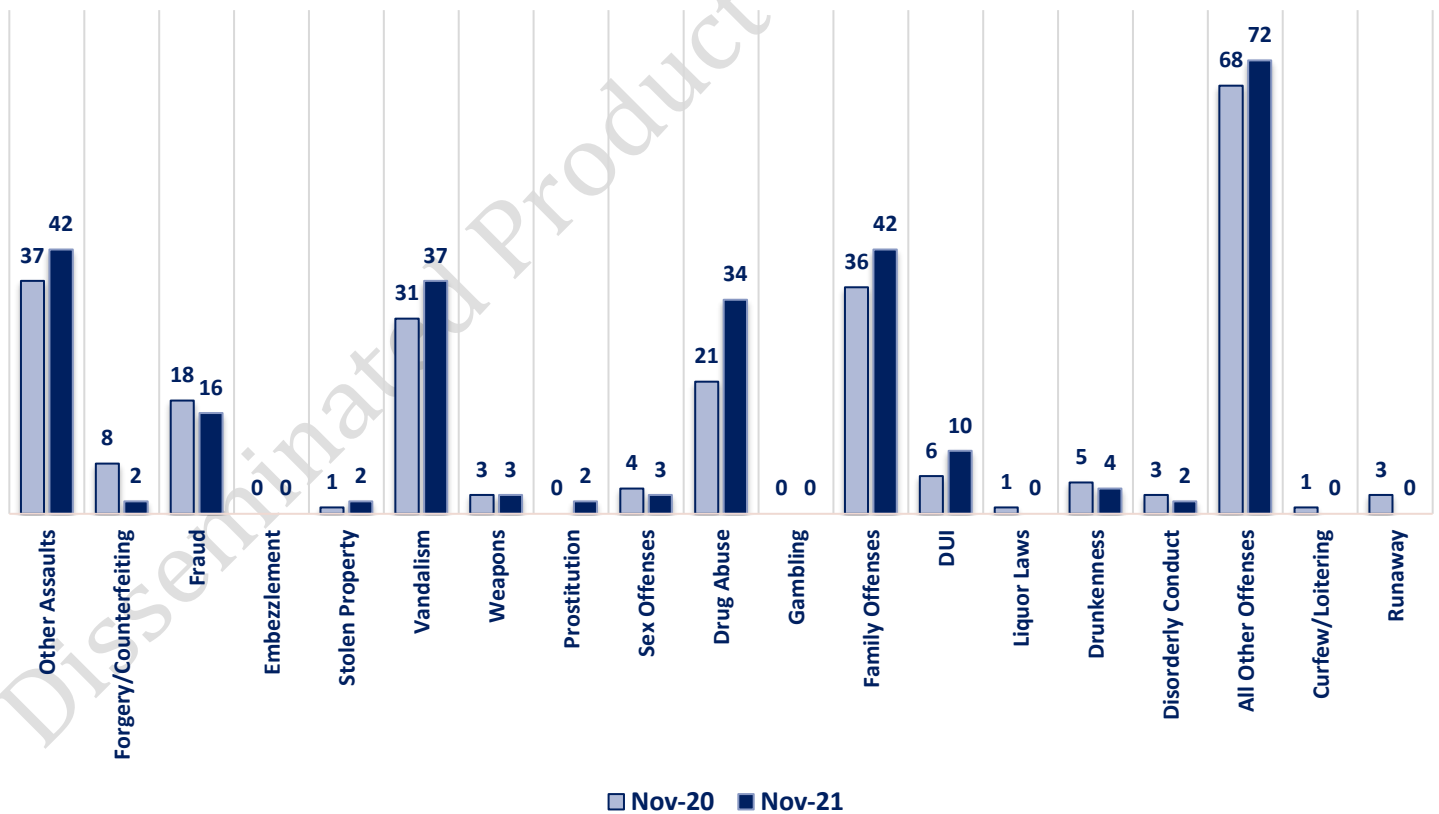
NOVEMBER 2021 - PART I & II OFFENSE PERCENTAGES



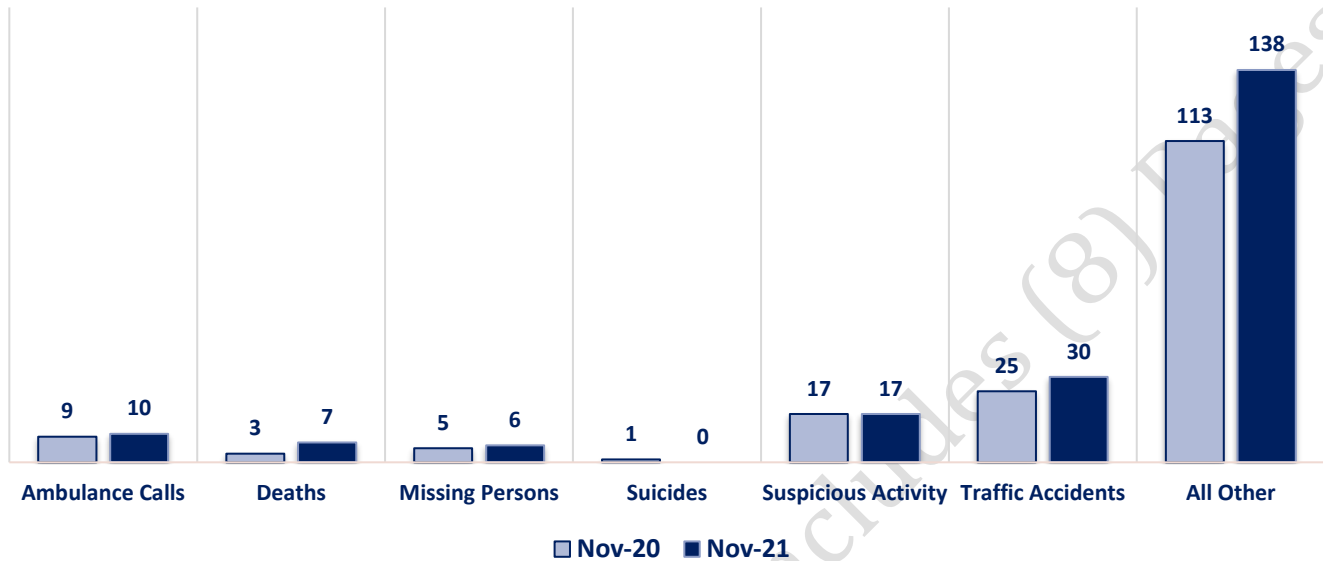
Part I Offenses



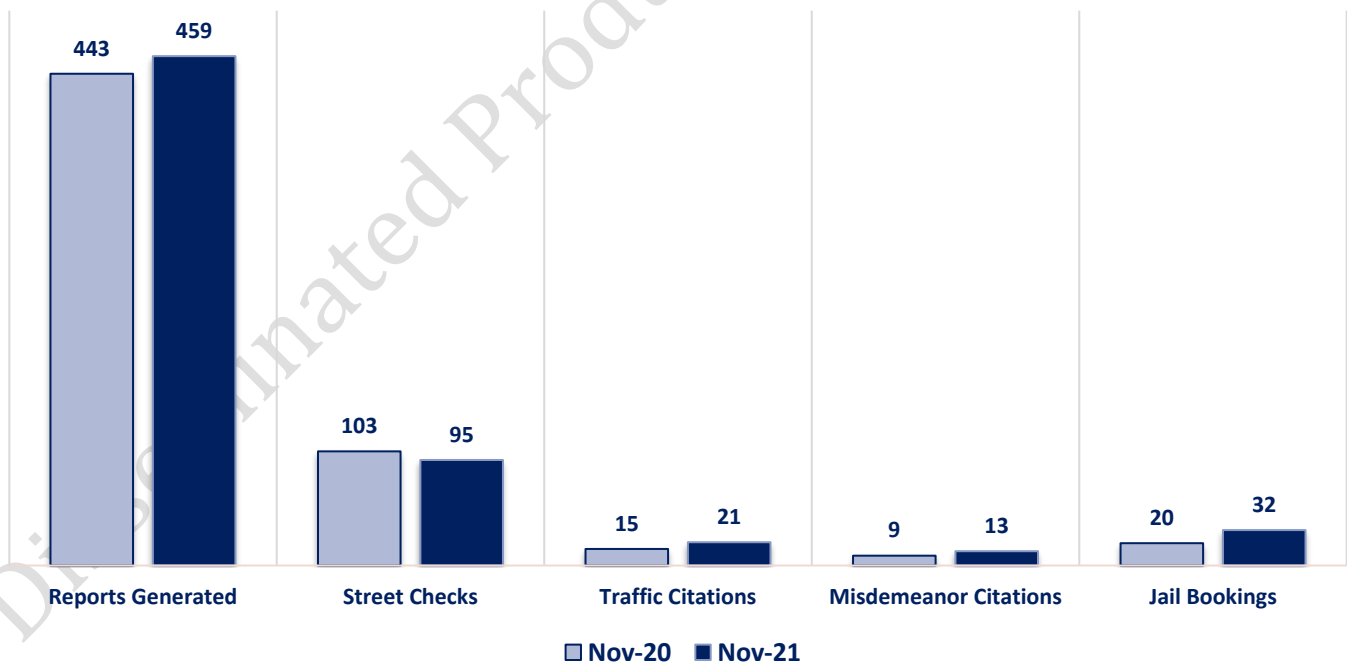
Part II Offenses



Non-UCR Offenses

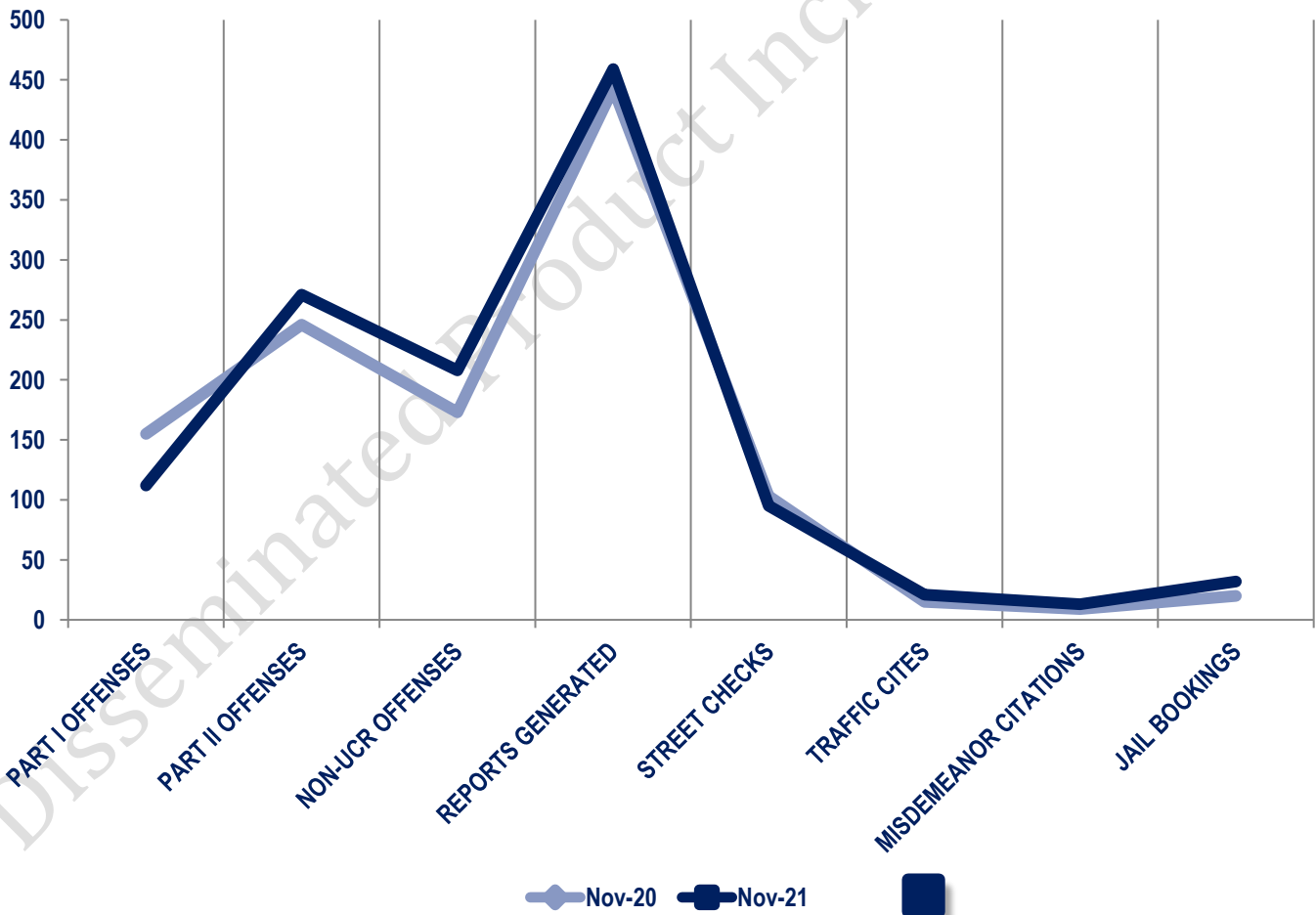


Other Event Totals



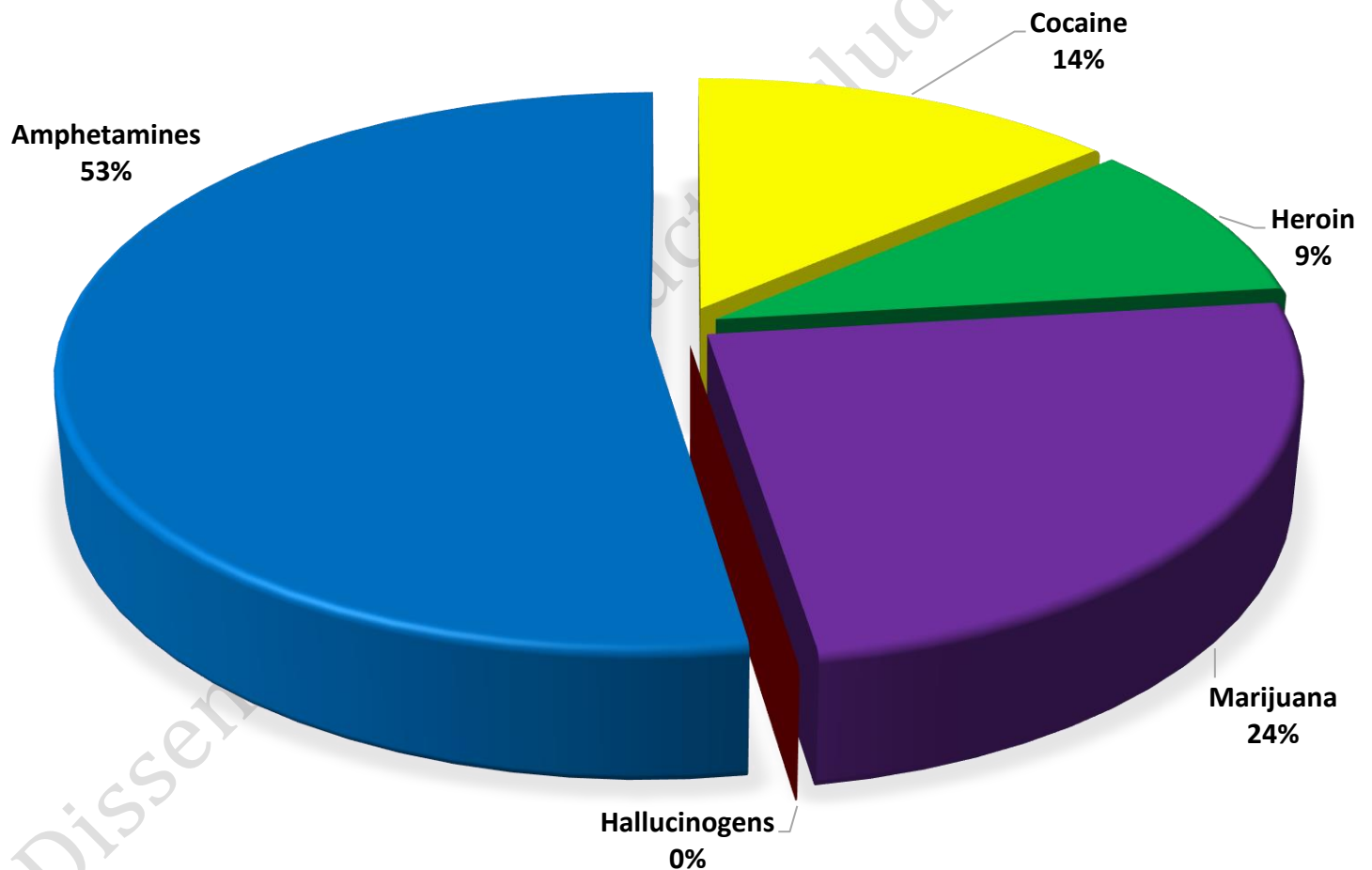
Combined Offense/Event Trends

	NOV 2020	NOV 2021
Part I Offenses	155	112
Part II Offenses	246	271
NonUCR Offenses	173	208
Reports Generated	443	459
Street Checks	103	95
Traffic Citations	15	21
Misdemeanor Citations	9	13
Jail Bookings	20	32

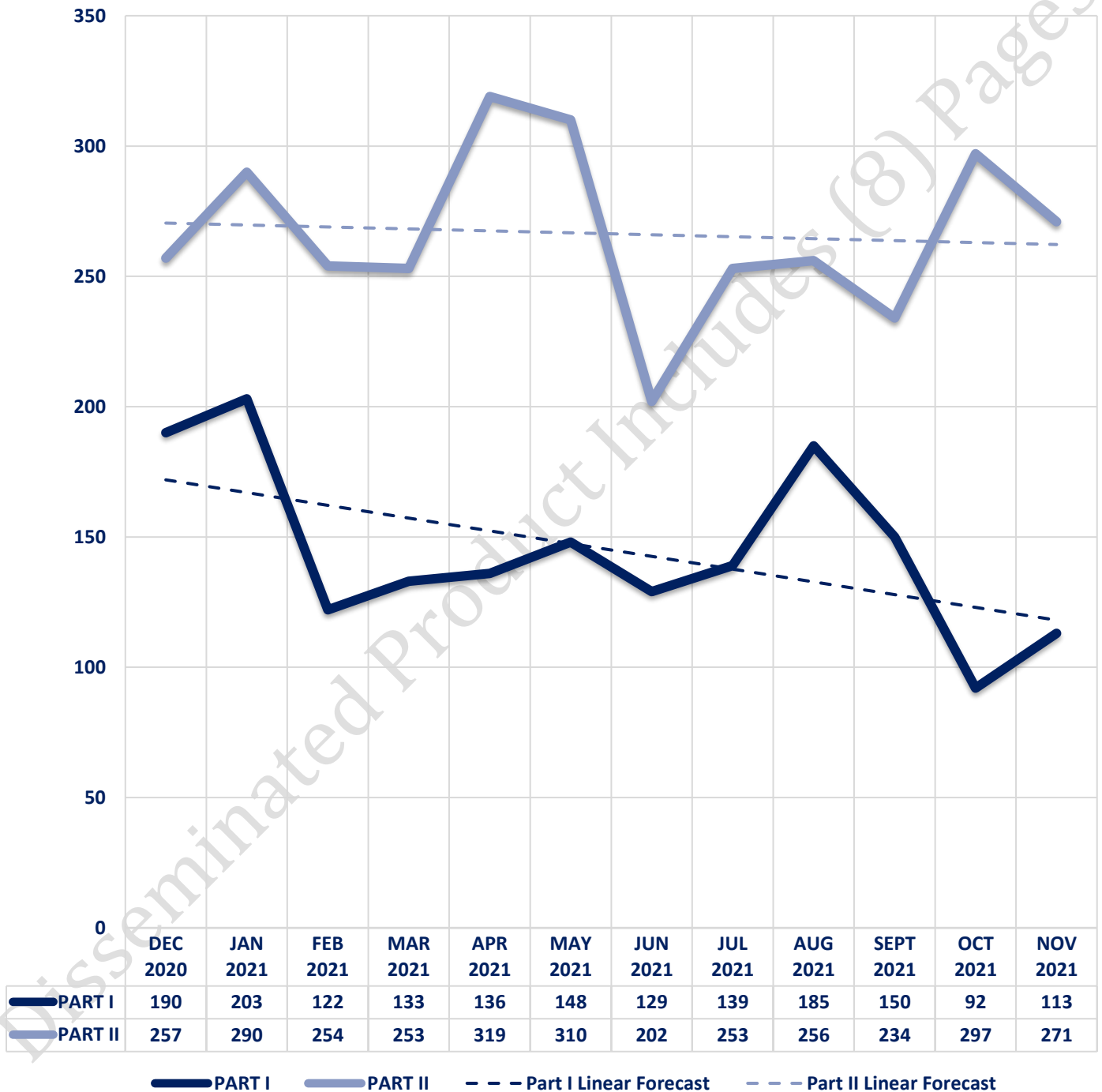


Seized Drugs

TYPE	DOSES	STREET VALUE
Cocaine	220.0	\$ 2,200.00
Heroin	153.0	\$ 1,530.00
Marijuana	394.0	\$ 2,363.83
Hallucinogens	0.0	\$ -
Amphetamines	847.2	\$ 8,472.00
TOTAL	1614.2	\$ 14,565.83



Part I & II Offenses - One Year





CITY COUNCIL DISTRICT #1

MONTHLY OFFENSE SUMMARY

December 2021

These figures represent preliminary counts of original Police Incident Reports and include all offenses within the above listed City Council District only. Full statistical analysis to determine the confidence level of this data has not been performed. The results contained herein are approximate in relation to the listed area and may not fully coincide with data shown in other areas of SLCPD's Crime Statistics page such as Calls for Service, Crimes Trending, and Crime Reports due to and reflective of departmental procedures that were in place at the time the event occurred and the date this data was compiled. Results displayed are not distinguished as attempted or completed crimes, do not include other calls for police service, and only represent police service where a report was made. Police Incident Reports are classified by primary offense categories as defined by the Uniform Crime Reporting (UCR) system, however for this report all offenses are included, and each incident may have more than one offense listed on it. In cases where there is more than one offense listed, all offenses are counted individually. Although every reasonable verification effort is made, the accuracy of any data is subject to the constraints of the report generation process as well as the manner, format, and point in time of any query.

COMPSTAT OFFENSES: (Part I)

Chosen by the FBI as Part I Offenses because they are serious crimes that occur with regularity in all areas of the country and are likely to be reported to Police.

EXTENDED COMPSTAT OFFENSES: (Part II)

All other crimes other than the eight CompStat Offenses. The Uniform Crime Reporting Program gathers only arrest data for these offenses, however, SLCPD results displayed in this document display all of these, regardless of the presence of arrest data.

ALL OTHER OFFENSES:

Under the Extended CompStat Offense section, 'All Other Offenses' include Peeping Tom, Trespass, Kidnap/Abduction, Pornography, Extortion/Blackmail, Bribery, Warrants, Sexual Offenses, Obstruction, Public Peace, and Hit & Run.

NON-UCR OFFENSES:

Non-UCR Offenses include reports for all other offenses not classified as a CompStat or Extended CompStat Offense. Results displayed separate some of these offenses such as Ambulance Calls, Deaths, Missing Persons, Suicides, Suspicious Activity, and Traffic Accidents.

ALL OTHER NON-UCR:

Under the Non-UCR category, 'All Other' include the remainder of offenses not classified as CompStat or CompStat Extended and not separated from the Non-UCR Offenses. These include things such as Loud Parties, Barking Dogs, Mentally Ill Subjects, Citizen Assistance, etc.

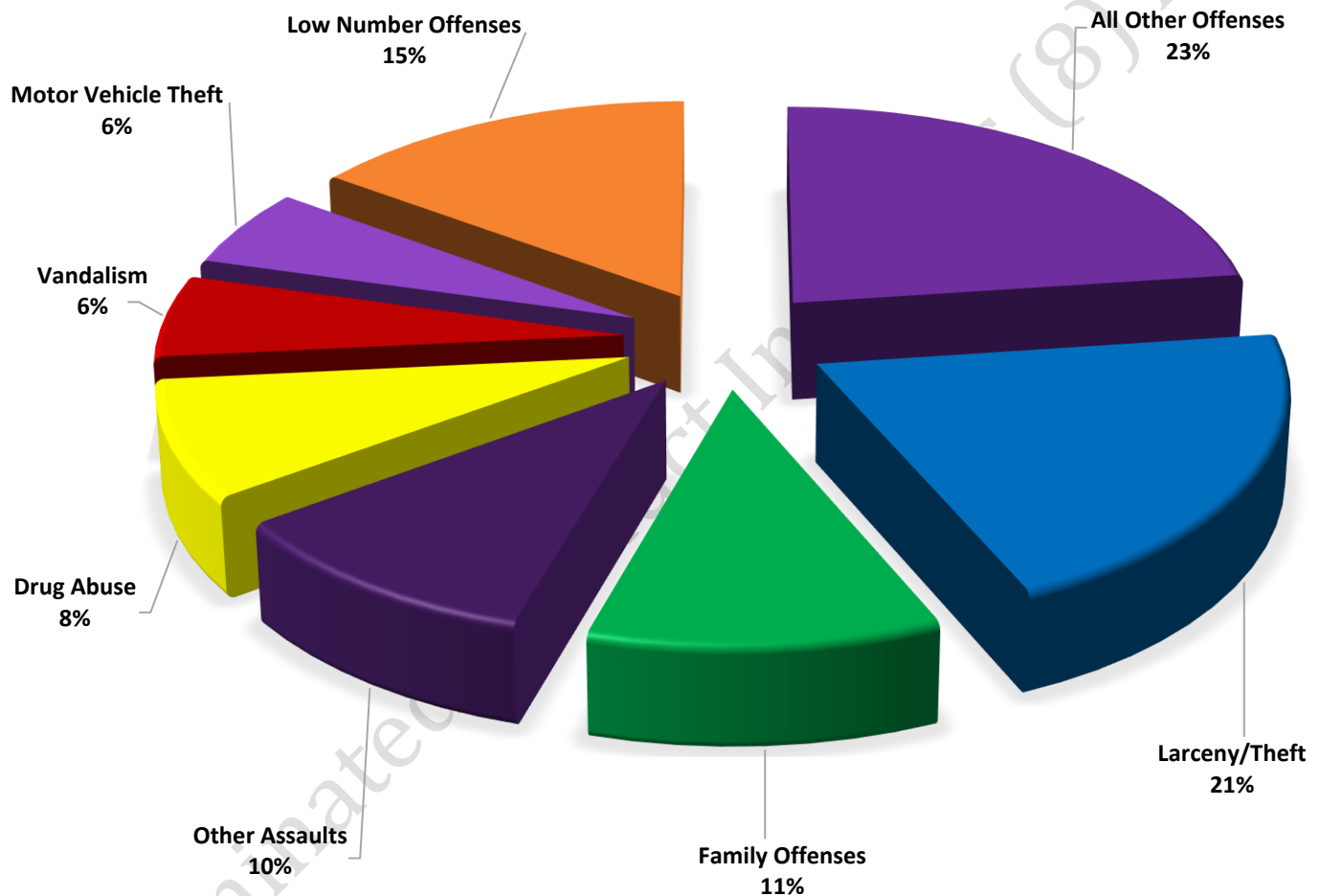
LOW NUMBER OFFENSES:

On page two, in the interest of space and allowing for easier viewing, the category titled 'Low Number Offenses' include CompStat and Extended CompStat Offenses from page one that have totals under the amount of 11.

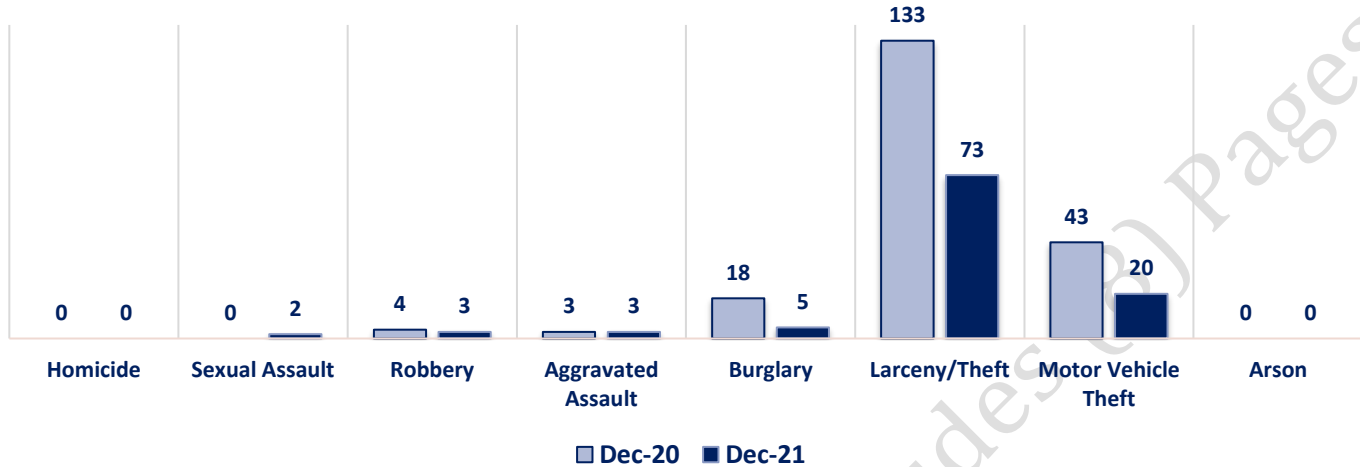
Offenses

COMPSTAT OFFENSES	VIOLENT	Offense	Dec-20	Dec-21	OFFENSE	DEC 20	DEC 21	EXTENDED COMPSTAT OFFENSES
		Homicide	0	0	Other Assaults	39	37	
		Sexual Assault	0	2	Forgery/Counterfeiting	2	2	
		Robbery	4	3	Fraud	12	11	
		Aggravated Assault	3	3	Embezzlement	0	0	
		Burglary	18	5	Stolen Property	7	6	
		Larceny/Theft	133	73	Vandalism	36	21	
		Motor Vehicle Theft	43	20	Weapons	5	4	
		Arson	0	0	Prostitution	0	1	
		COMPSTAT TOTALS	201	106	Sex Offenses	4	2	
NON-UCR OFFENSES	PROPERTY	Ambulance Calls	16	18	Drug Abuse	19	30	
		Deaths	5	4	Gambling	0	0	
		Missing Persons	5	2	Family Offenses	42	39	
		Suicides	0	0	DUI	2	8	
		Suspicious Activity	21	9	Liquor Laws	0	0	
		Traffic Accidents	17	33	Drunkenness	4	2	
		All Other	124	149	Disorderly Conduct	4	4	
		NON-UCR TOTALS	188	215	All Other Offenses	79	81	
TOTALS	COMPSTAT OFFENSES	201	106	Curfew/Loitering	0	0		
	EXTENDED COMPSTAT OFFENSES	263	248	Runaway	8	0		
	NON-UCR OFFENSES	188	215	EXTENDED COMPSTAT TOTALS	263	248		
	TOTAL	652	569					

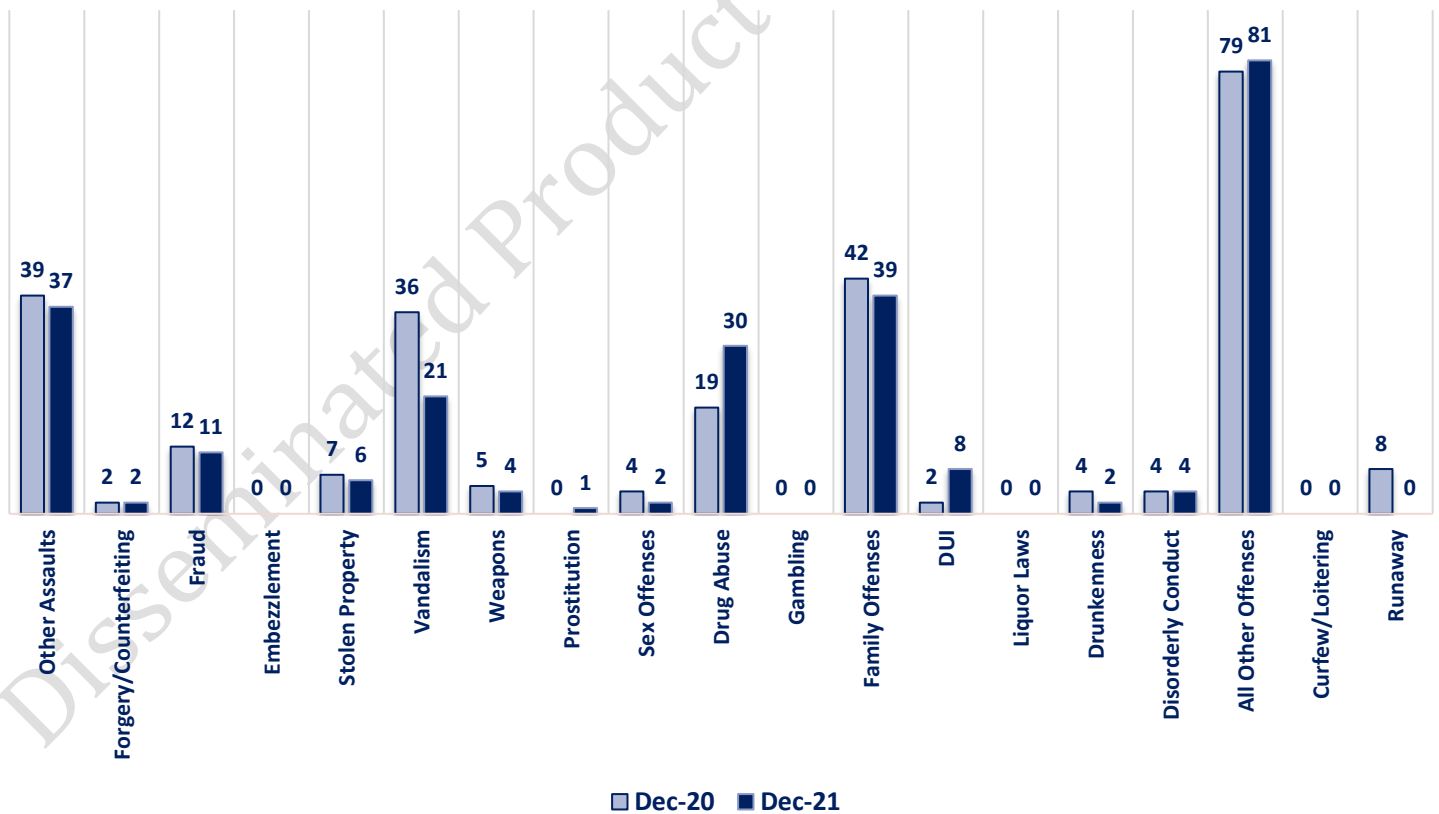
**DECEMBER 2021 - COMPSTAT AND EXTENDED COMPSTAT
OFFENSE PERCENTAGES**



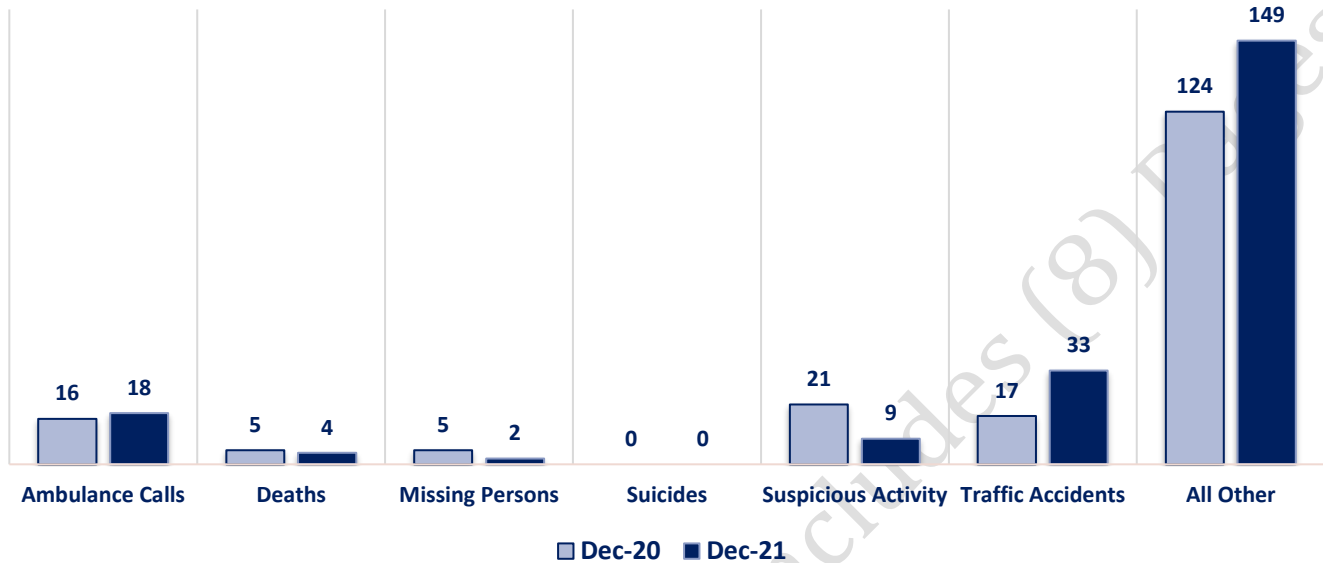
CompStat Offenses



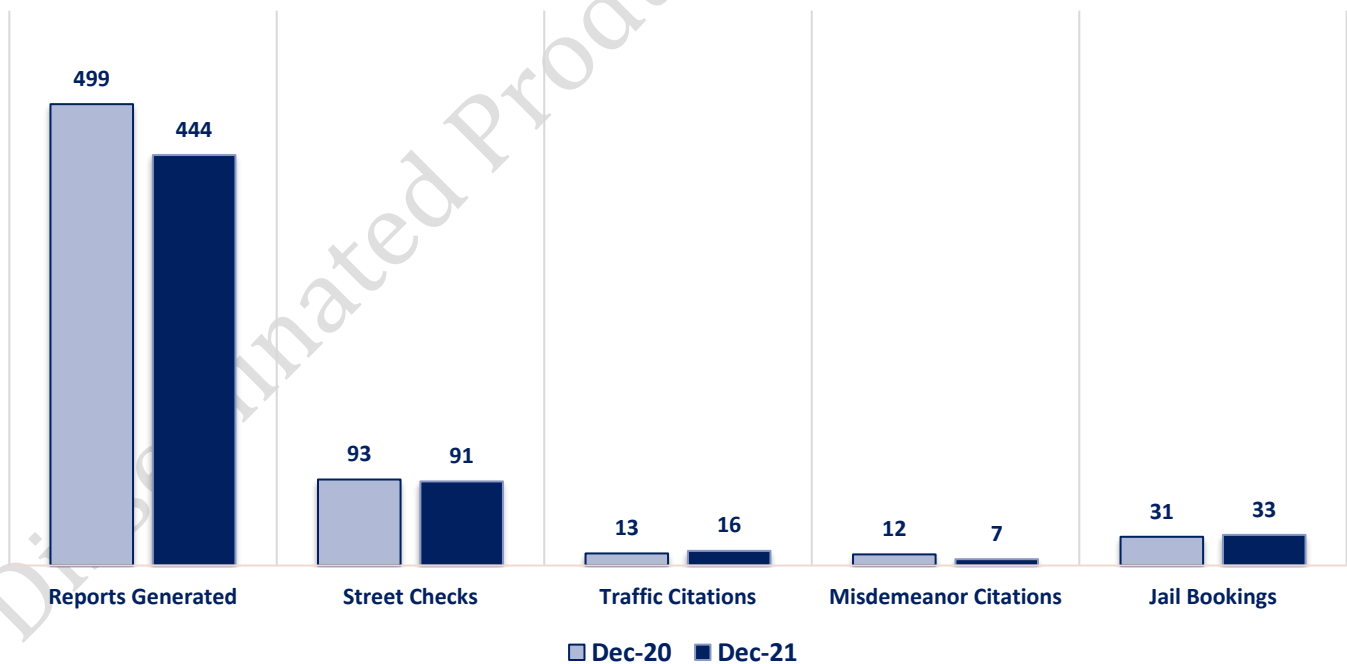
Extended CompStat Offenses



Non-UCR Offenses

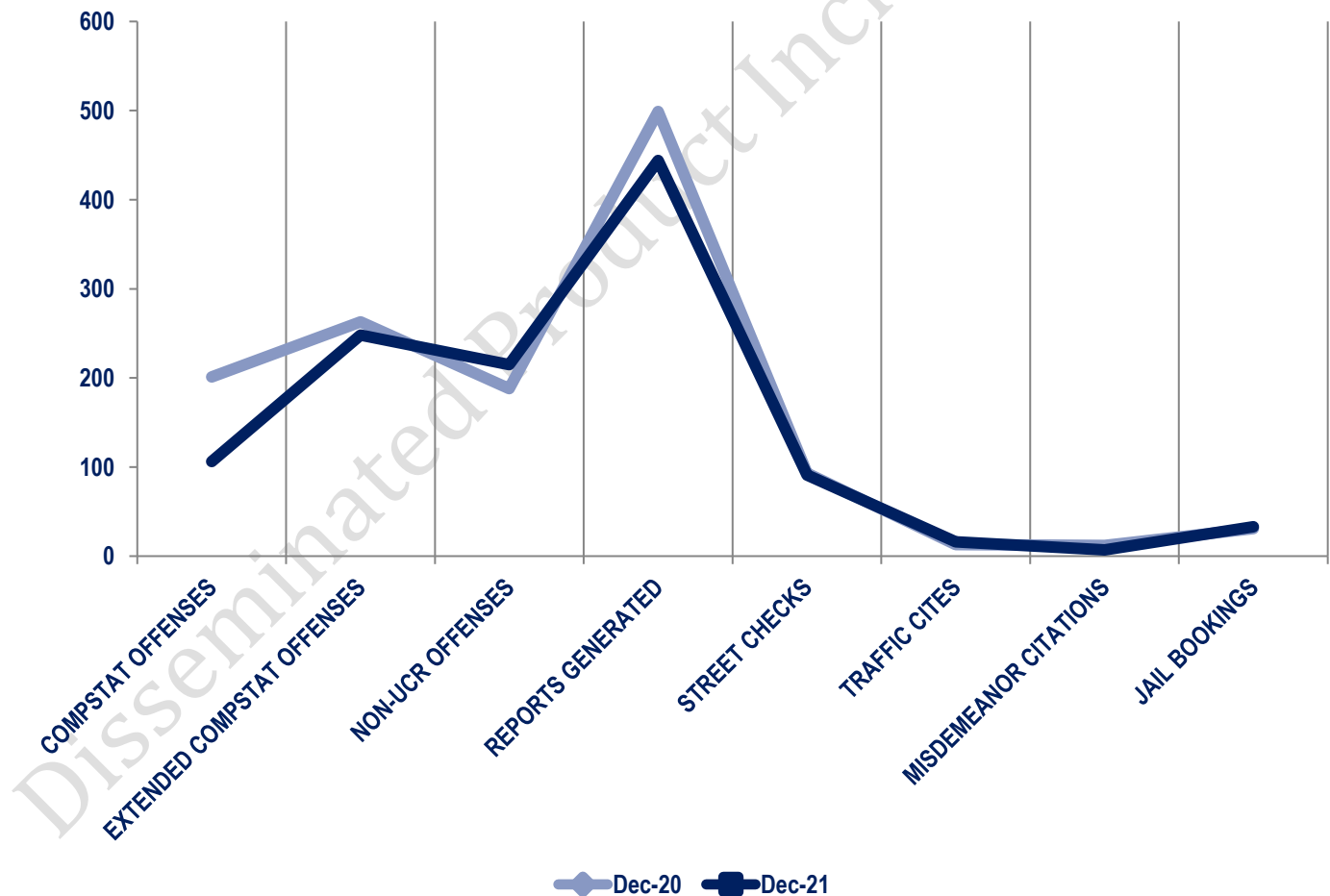


Other Event Totals



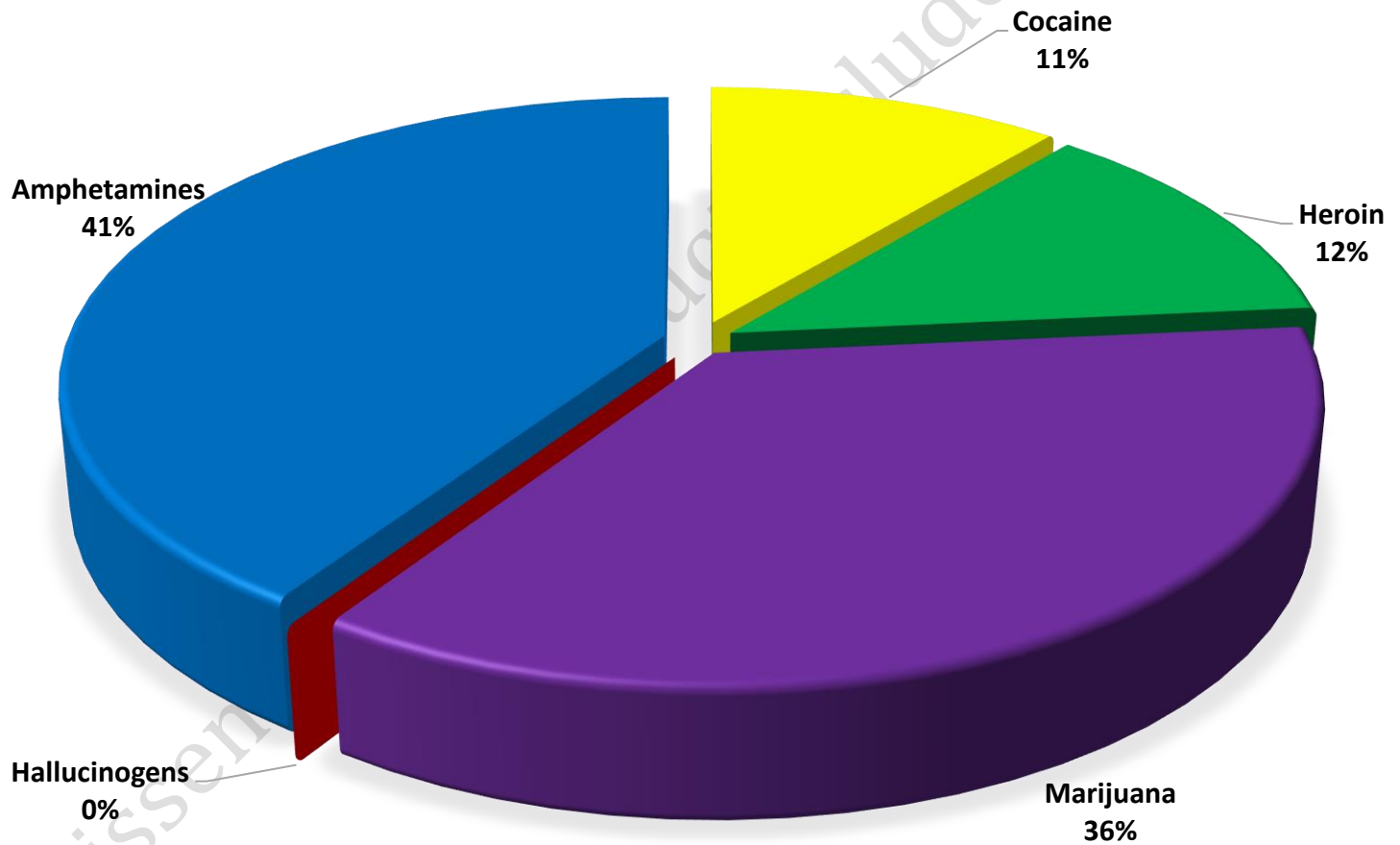
Combined Offense/Event Trends

	DEC 2020	DEC 2021
CompStat Offenses	201	106
Extended CompStat Offenses	263	248
Non-UCR Offenses	188	215
Reports Generated	499	444
Street Checks	93	91
Traffic Cites	13	16
Misdemeanor Citations	12	7
Jail Bookings	31	33



Seized Drugs

TYPE	DOSES	STREET VALUE
Cocaine	66.0	\$ 660.00
Heroin	74.0	\$ 740.00
Marijuana	213.8	\$ 1,282.80
Hallucinogens	0.0	\$ -
Amphetamines	242.0	\$ 2,420.00
TOTAL	595.8	\$ 5,102.80



CompStat & Extended CompStat Offenses - One Year

