



CITY COUNCIL DISTRICT #2

MONTHLY OFFENSE SUMMARY

January 2021

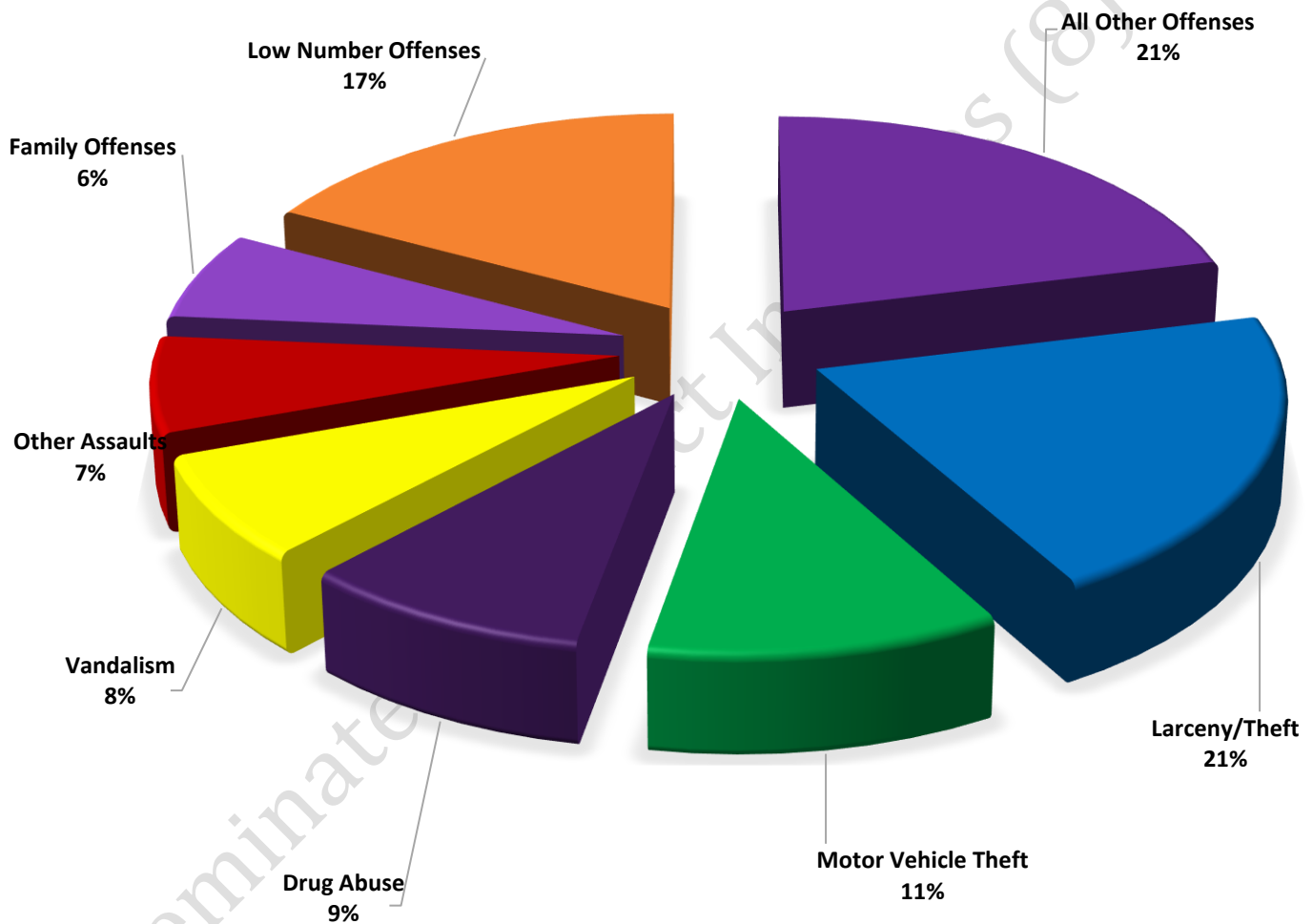
These figures represent preliminary counts of original Police Incident Reports and include all offenses within the above listed City Council District only. Full statistical analysis to determine the confidence level of this data has not been performed. The results contained herein are approximate in relation to the listed area and may not fully coincide with data shown in other areas of SLCPD's Crime Statistics page such as Calls for Service, Crimes Trending, and Crime Reports due to and reflective of departmental procedures that were in place at the time the event occurred and the date this data was compiled. Results displayed are not distinguished as attempted or completed crimes, do not include other calls for police service, and only represent police service where a report was made. Police Incident Reports are classified by primary offense categories as defined by the Uniform Crime Reporting (UCR) system, however for this report all offenses are included, and each incident may have more than one offense listed on it. In cases where there is more than one offense listed, all offenses are counted individually. Although every reasonable verification effort is made, the accuracy of any data is subject to the constraints of the report generation process as well as the manner, format, and point in time of any query.

PART I OFFENSES:	Chosen by the FBI as Part I Offenses because they are serious crimes that occur with regularity in all areas of the country and are likely to be reported to Police.
PART II OFFENSES:	All other crimes other than the eight Part I Offenses. The Uniform Crime Reporting Program gathers only arrest data for Part II Offenses, however, SLCPD results displayed in this document display all Part II Offenses, regardless of the presence of arrest data.
ALL OTHER OFFENSES:	Under the Part II Offense section, 'All Other Offenses' include Peeping Tom, Trespass, Kidnap/Abduction, Pornography, Extortion/Blackmail, Bribery, Warrants, Sexual Offenses, Obstruction, Public Peace, and Hit & Run.
NON-UCR OFFENSES:	Non-UCR Offenses include reports for all other offenses not classified as a Part I or Part II Offense. Results displayed separate some of these offenses such as Ambulance Calls, Deaths, Missing Persons, Suicides, Suspicious Activity, and Traffic Accidents.
ALL OTHER NON-UCR:	Under the Non-UCR category, 'All Other' include the remainder of offenses not classified as Part I or Part II and not separated from the Non-UCR Offenses. These include things such as Loud Parties, Barking Dogs, Mentally Ill Subjects, Citizen Assistance, etc.
LOW NUMBER OFFENSES:	On page two, in the interest of space and allowing for easier viewing, the category titled 'Low Number Offenses' include Part I and Part II Offenses from page one that have totals under the amount of 26.

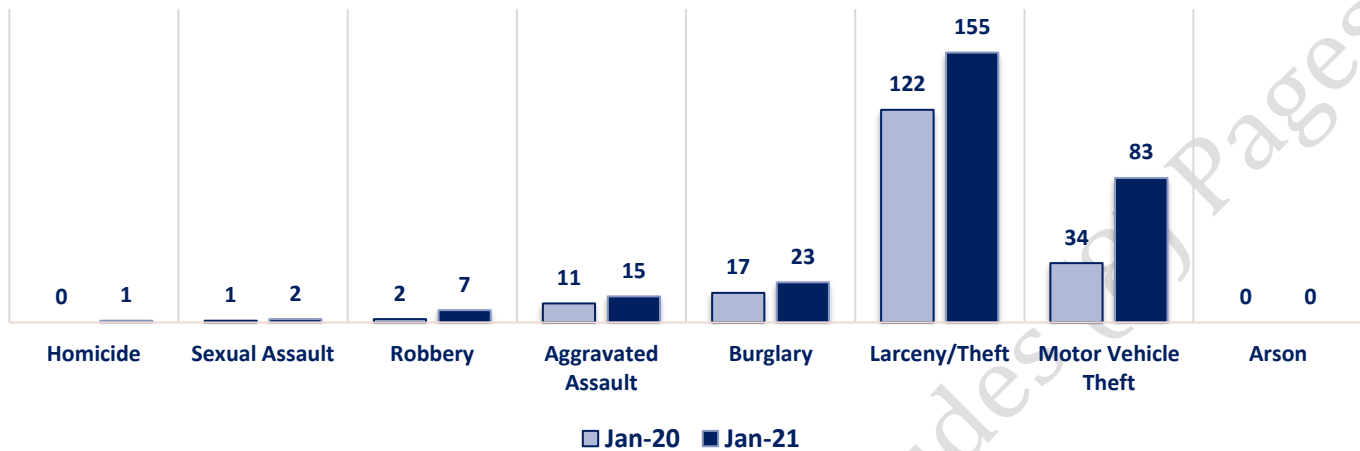
Offenses

PART I OFFENSES		OFFENSE		JAN 20	JAN 21	PART II OFFENSES					
		OFFENSE		JAN 20	JAN 21						
		Homicide		0	1			Other Assaults		48	52
		Sexual Assault		1	2			Forgery/Counterfeit		8	3
		Robbery		2	7			Fraud		30	26
		Aggravated Assault		11	15			Embezzlement		2	0
		Burglary		17	23			Stolen Property		9	12
		Larceny/Theft		122	155			Vandalism		49	56
		Motor Vehicle Theft		34	83			Weapons		13	19
		Arson		0	0			Prostitution		1	0
PART I TOTALS		187	286	Sex Offenses		4	3				
NON-UCR OFFENSES		Ambulance Calls		27	19	Drug Abuse		89	69		
		Deaths		2	8	Gambling		0	0		
		Missing Persons		8	6	Family Offenses		44	48		
		Suicides		0	0	DUI		12	10		
		Suspicious Activity		20	18	Liquor Laws		2	0		
		Traffic Accidents		73	66	Drunkenness		10	3		
		All Other		264	201	Disorderly Conduct		3	5		
NON-UCR TOTALS		394	318	All Other Offenses		196	159				
PART I OFFENSES		187	286	Curfew/Loitering		0	0				
PART II OFFENSES		527	465	Runaway		7	0				
NON-UCR OFFENSES		394	318	PART II TOTALS		527	465				
TOTAL		1108	1069								

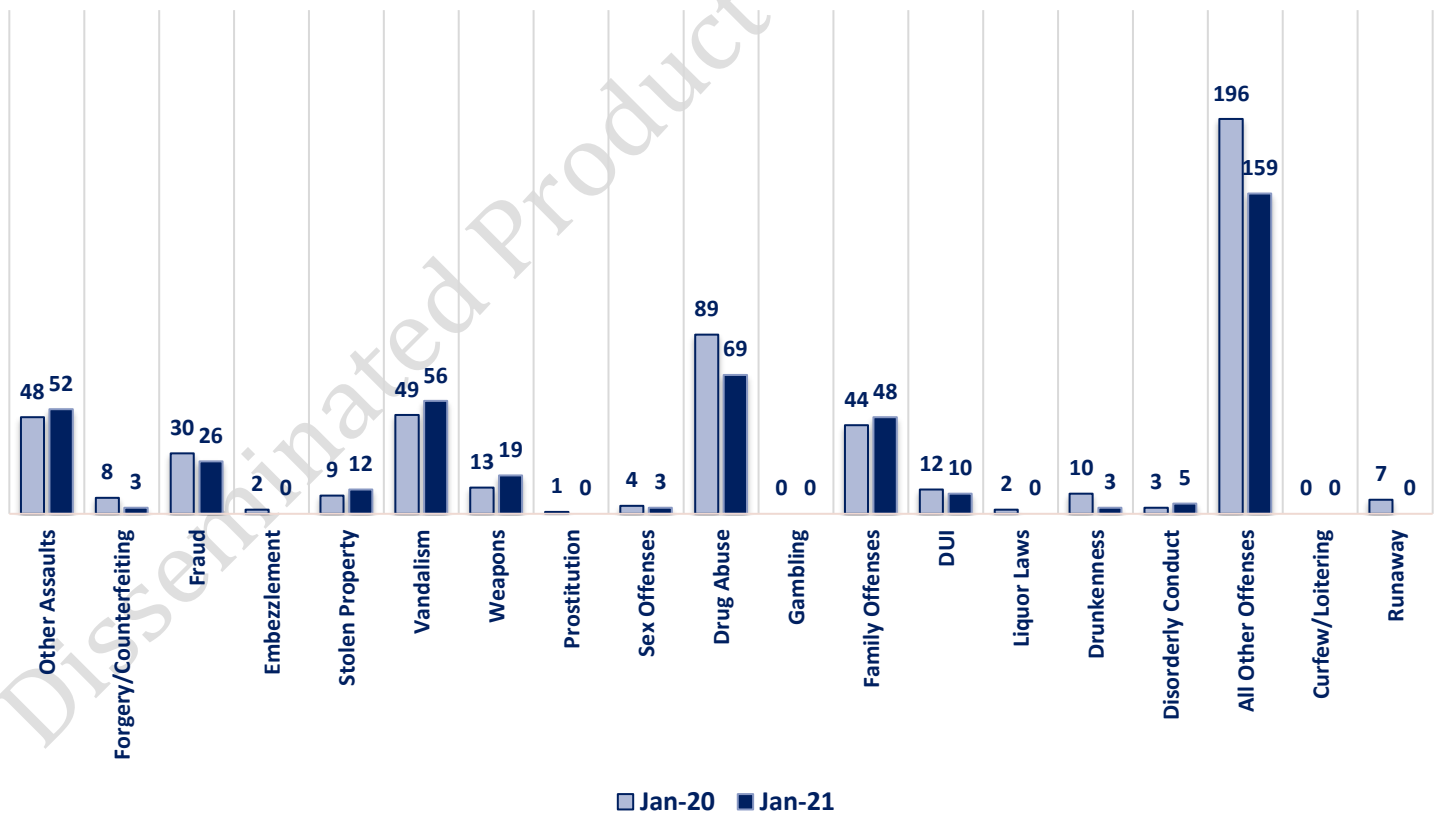
JAN 2021- PART I & II OFFENSE PERCENTAGES



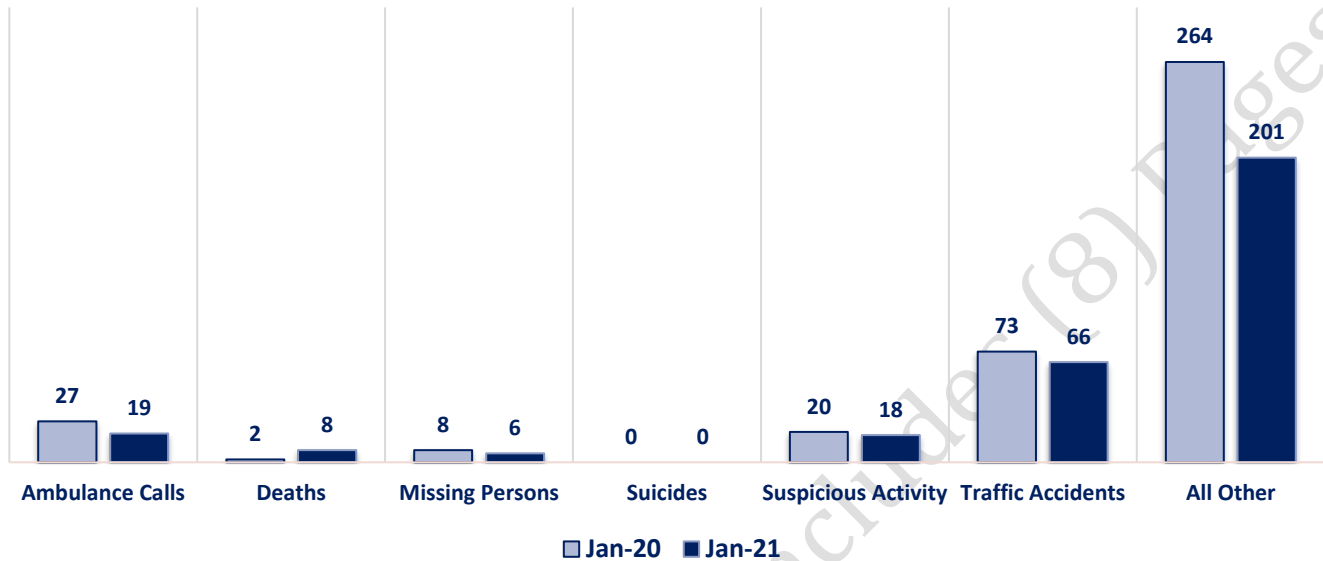
Part I Offenses



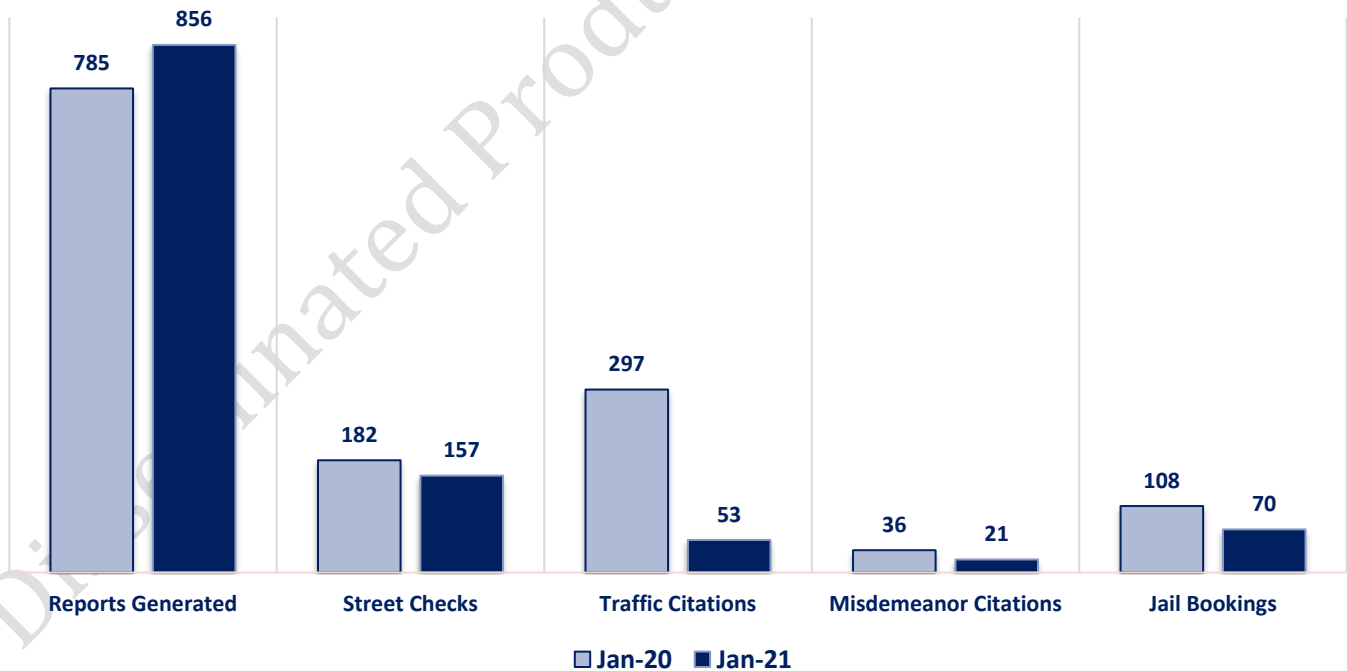
Part II Offenses



Non-UCR Offenses

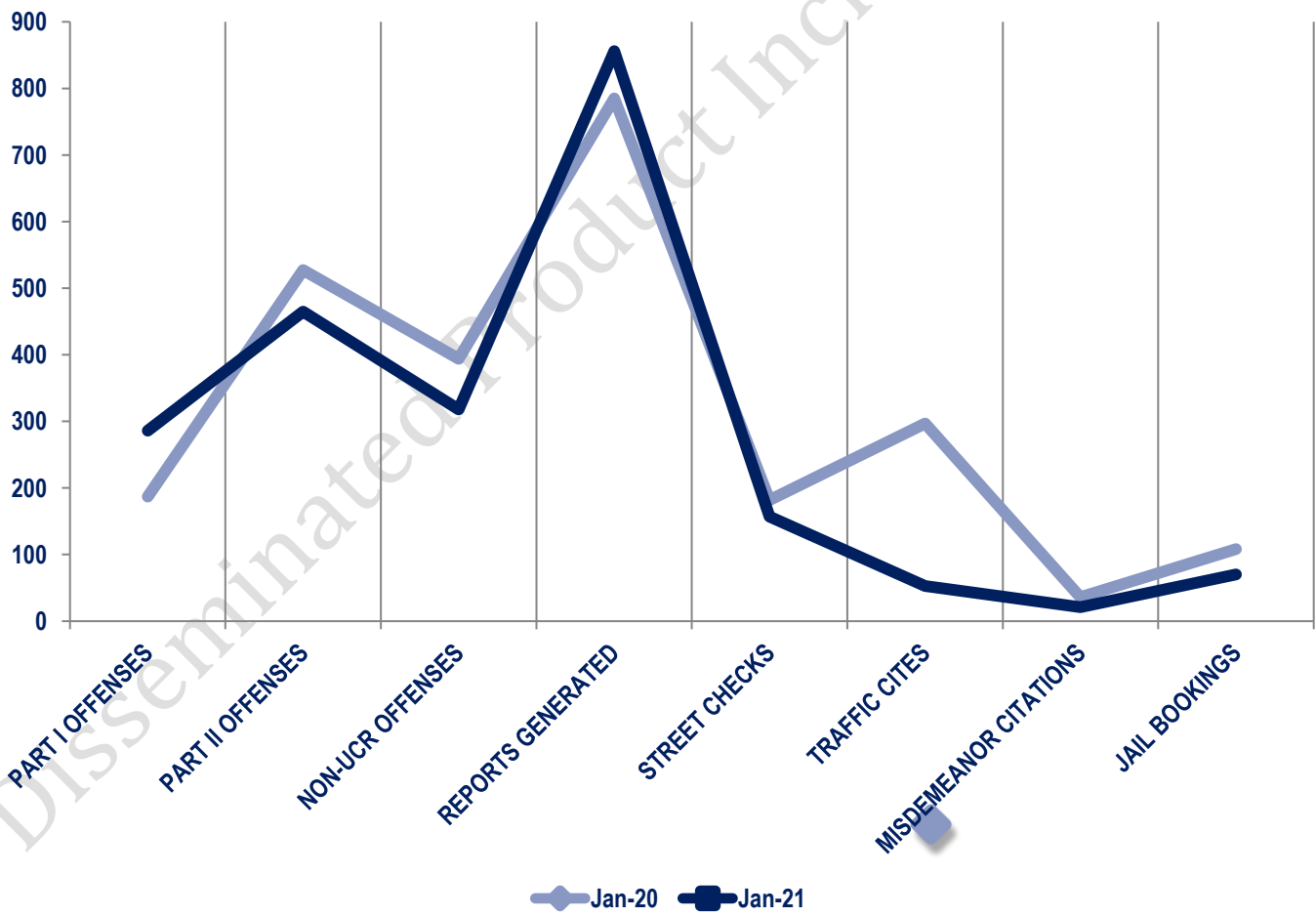


Other Event Totals



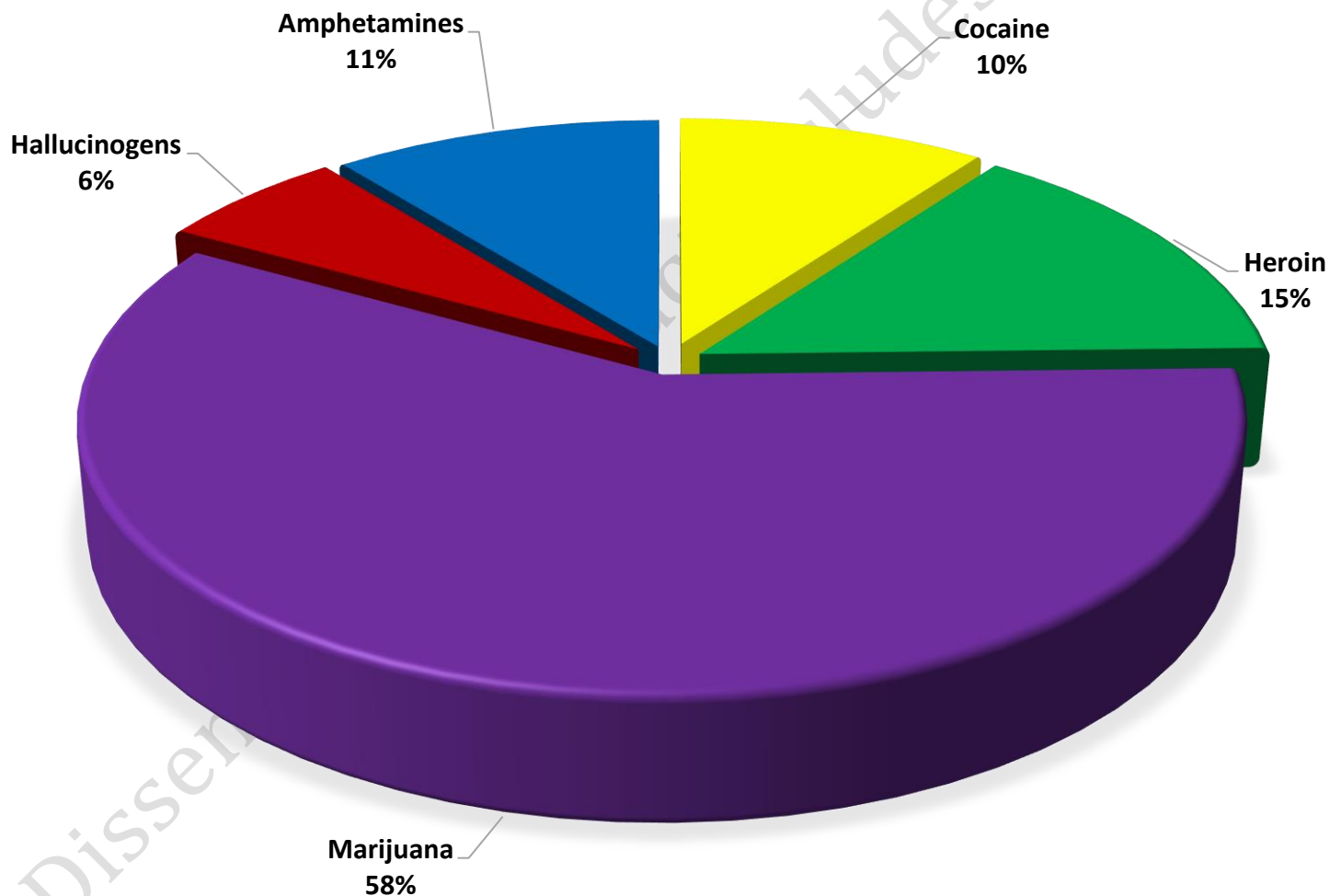
Combined Offense/Event Trends

	JAN 2020	JAN 2021
Part I Offenses	187	286
Part II Offenses	527	465
NonUCR Offenses	394	318
Reports Generated	785	856
Street Checks	182	157
Traffic Citations	297	53
Misdemeanor Citations	36	21
Jail Bookings	108	70

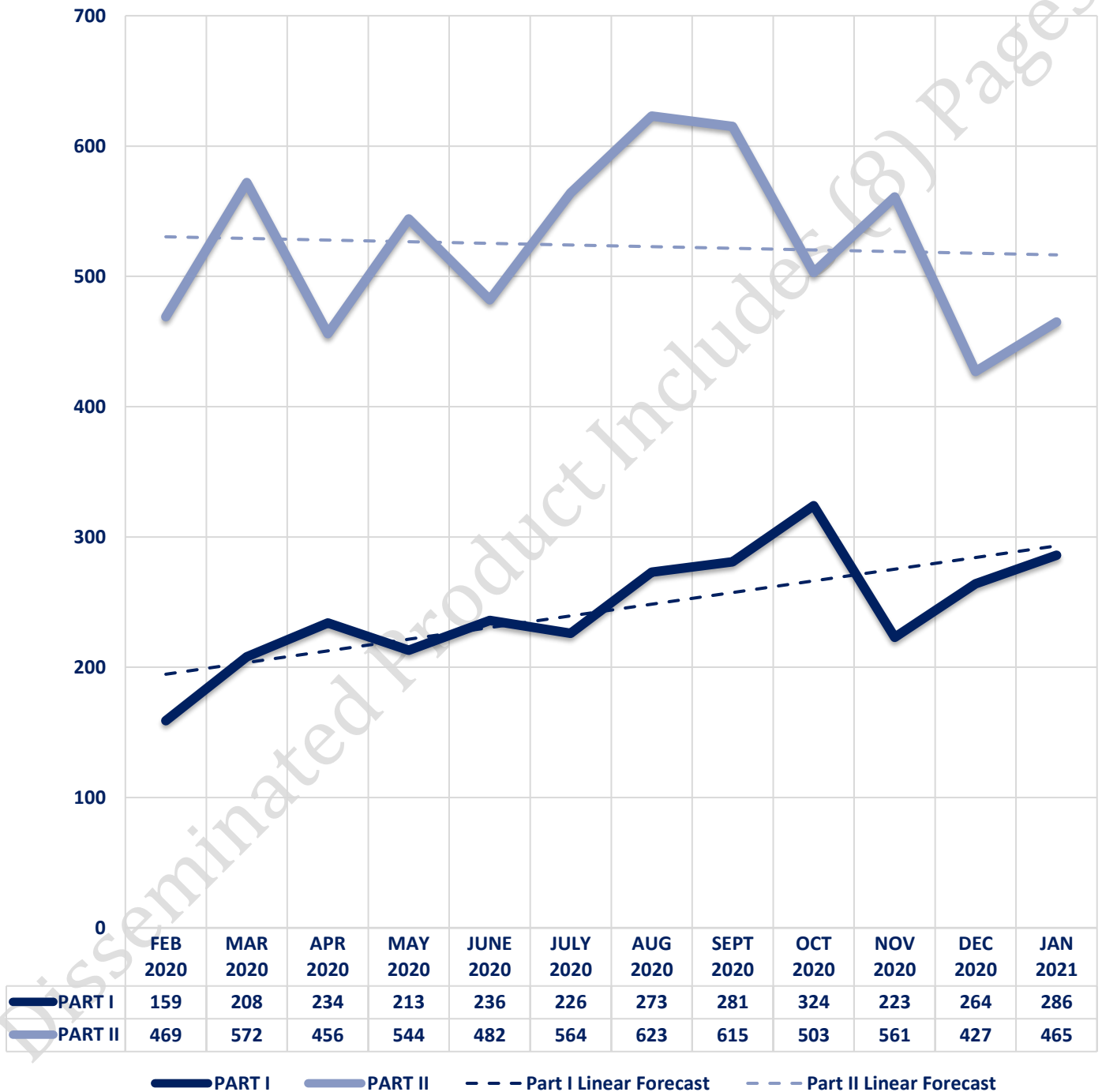


Seized Drugs

TYPE	DOSES	STREET VALUE	
Cocaine	2047.0	\$	20,470.00
Heroin	2956.0	\$	29,560.00
Marijuana	11884.5	\$	71,307.21
Hallucinogens	1252.6	\$	2,505.13
Amphetamines	2184.0	\$	21,840.00
TOTAL	20324.1	\$	145,682.34



Part I & II Offenses - One Year





CITY COUNCIL DISTRICT #2

MONTHLY OFFENSE SUMMARY

February 2021

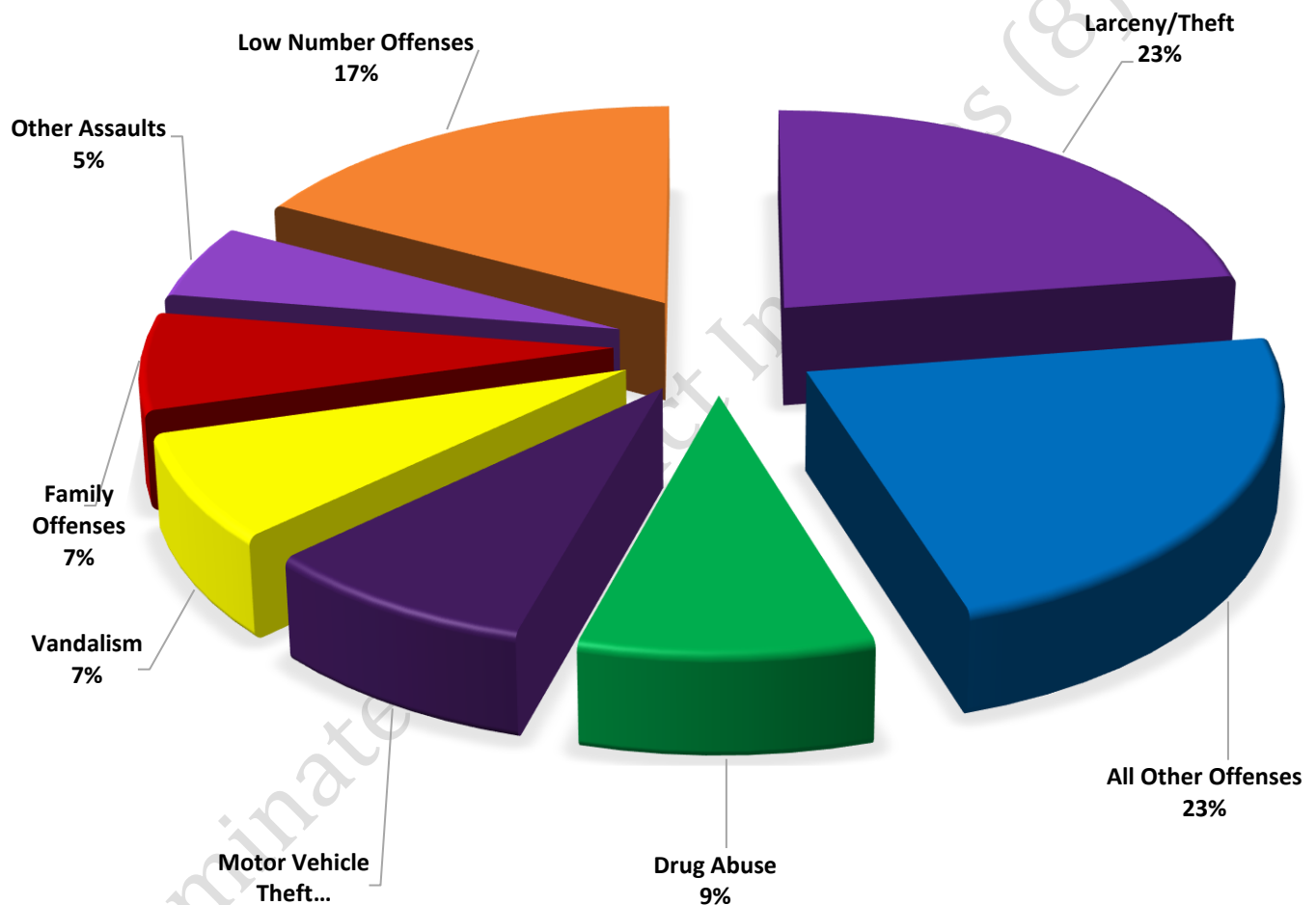
These figures represent preliminary counts of original Police Incident Reports and include all offenses within the above listed City Council District only. Full statistical analysis to determine the confidence level of this data has not been performed. The results contained herein are approximate in relation to the listed area and may not fully coincide with data shown in other areas of SLCPD's Crime Statistics page such as Calls for Service, Crimes Trending, and Crime Reports due to and reflective of departmental procedures that were in place at the time the event occurred and the date this data was compiled. Results displayed are not distinguished as attempted or completed crimes, do not include other calls for police service, and only represent police service where a report was made. Police Incident Reports are classified by primary offense categories as defined by the Uniform Crime Reporting (UCR) system, however for this report all offenses are included, and each incident may have more than one offense listed on it. In cases where there is more than one offense listed, all offenses are counted individually. Although every reasonable verification effort is made, the accuracy of any data is subject to the constraints of the report generation process as well as the manner, format, and point in time of any query.

PART I OFFENSES:	Chosen by the FBI as Part I Offenses because they are serious crimes that occur with regularity in all areas of the country and are likely to be reported to Police.
PART II OFFENSES:	All other crimes other than the eight Part I Offenses. The Uniform Crime Reporting Program gathers only arrest data for Part II Offenses, however, SLCPD results displayed in this document display all Part II Offenses, regardless of the presence of arrest data.
ALL OTHER OFFENSES:	Under the Part II Offense section, 'All Other Offenses' include Peeping Tom, Trespass, Kidnap/Abduction, Pornography, Extortion/Blackmail, Bribery, Warrants, Sexual Offenses, Obstruction, Public Peace, and Hit & Run.
NON-UCR OFFENSES:	Non-UCR Offenses include reports for all other offenses not classified as a Part I or Part II Offense. Results displayed separate some of these offenses such as Ambulance Calls, Deaths, Missing Persons, Suicides, Suspicious Activity, and Traffic Accidents.
ALL OTHER NON-UCR:	Under the Non-UCR category, 'All Other' include the remainder of offenses not classified as Part I or Part II and not separated from the Non-UCR Offenses. These include things such as Loud Parties, Barking Dogs, Mentally Ill Subjects, Citizen Assistance, etc.
LOW NUMBER OFFENSES:	On page two, in the interest of space and allowing for easier viewing, the category titled 'Low Number Offenses' include Part I and Part II Offenses from page one that have totals under the amount of 21.

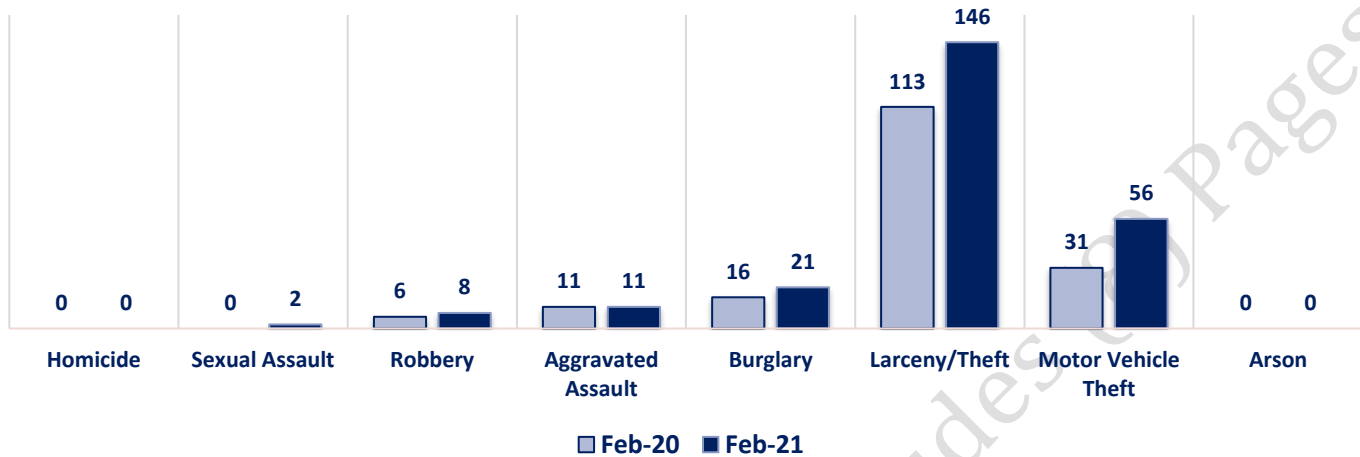
Offenses

	OFFENSE	FEB 20	FEB 21	OFFENSE	FEB 20	FEB 21
PART I OFFENSES	Homicide	0	0	Other Assaults	52	34
	Sexual Assault	0	2	Forgery/Counterfeit	8	3
	Robbery	6	8	Fraud	30	16
	Aggravated Assault	11	11	Embezzlement	0	0
	Burglary	16	21	Stolen Property	9	6
	Larceny/Theft	113	146	Vandalism	28	49
	Motor Vehicle Theft	31	56	Weapons	9	10
	Arson	0	0	Prostitution	0	0
	PART I TOTALS	177	244	Sex Offenses	1	4
NON-UCR OFFENSES	Ambulance Calls	18	19	Drug Abuse	108	59
	Deaths	4	5	Gambling	1	0
	Missing Persons	10	7	Family Offenses	43	45
	Suicides	0	0	DUI	13	10
	Suspicious Activity	18	24	Liquor Laws	3	0
	Traffic Accidents	61	60	Drunkenness	6	4
	All Other	218	222	Disorderly Conduct	6	16
	NON-UCR TOTALS	329	337	All Other Offenses	169	146
	PART I OFFENSES	177	244	Curfew/Loitering	0	0
TOTALS	PART II OFFENSES	490	402	Runaway	4	0
	NON-UCR OFFENSES	329	337	PART II TOTALS	490	402
	TOTAL	996	983			

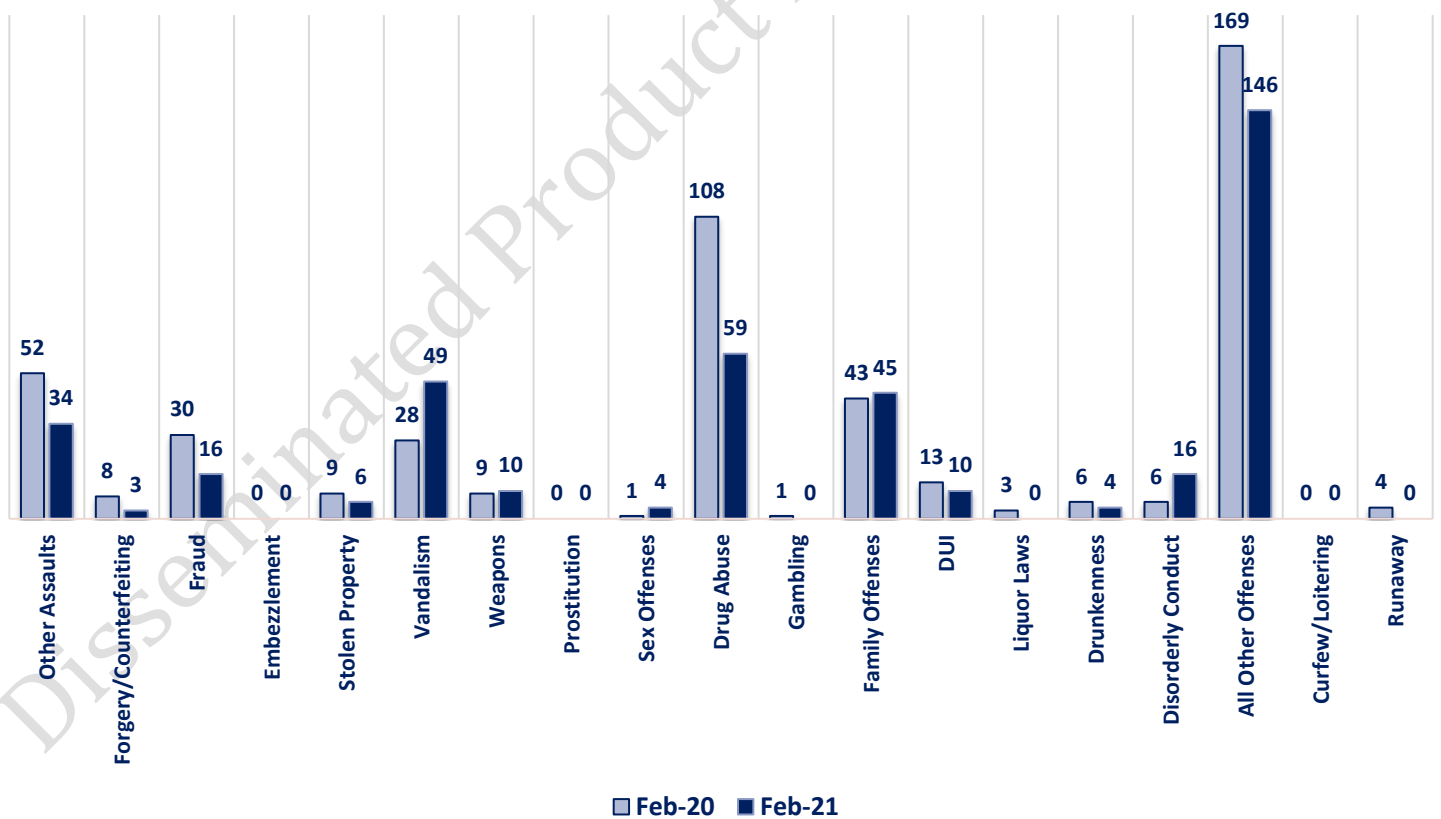
FEBRUARY 2021- PART I & II OFFENSE PERCENTAGES



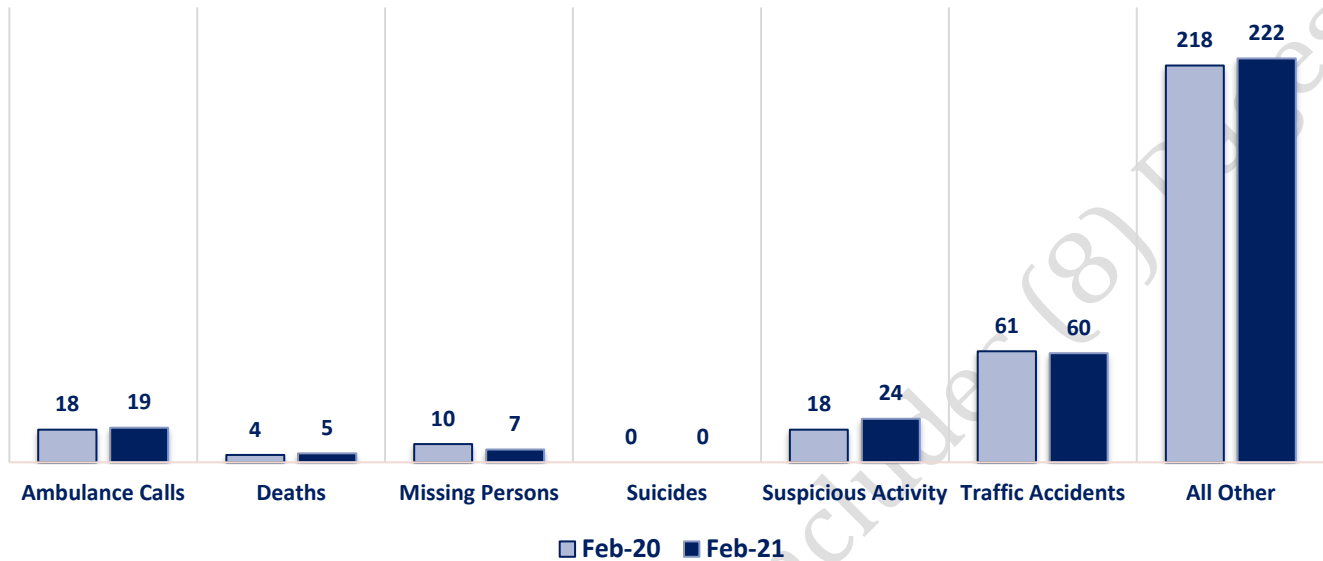
Part I Offenses



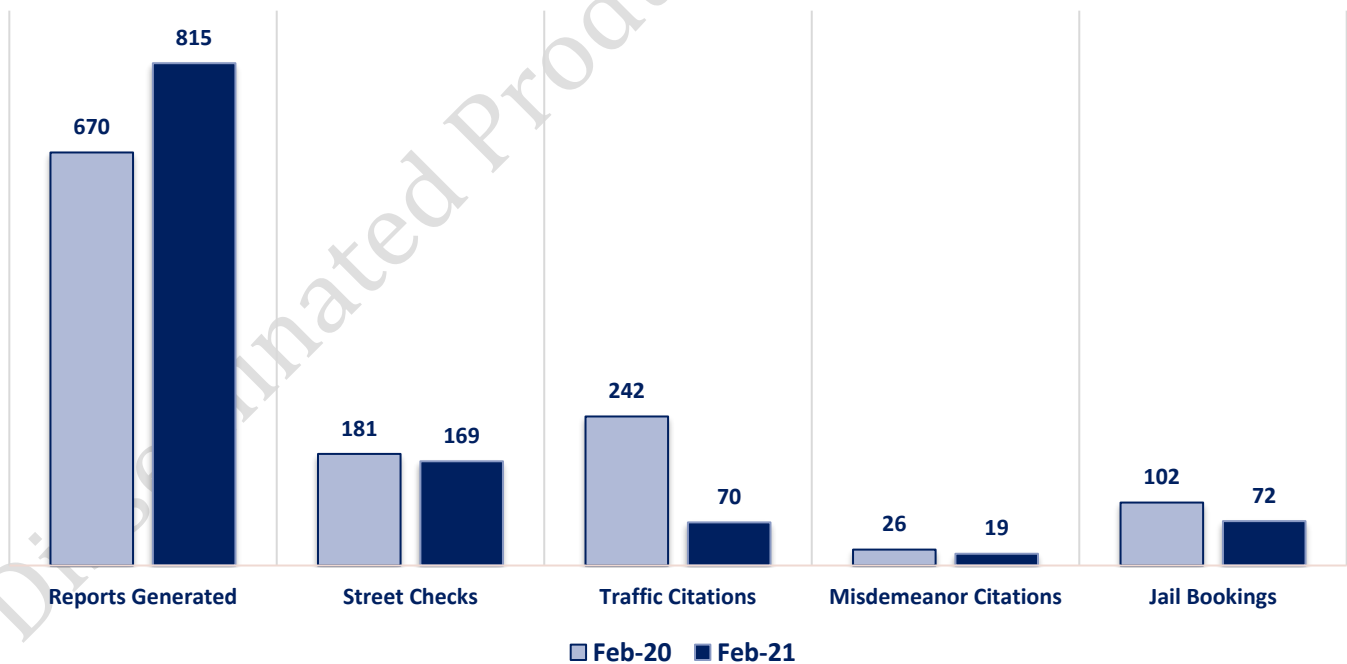
Part II Offenses



Non-UCR Offenses

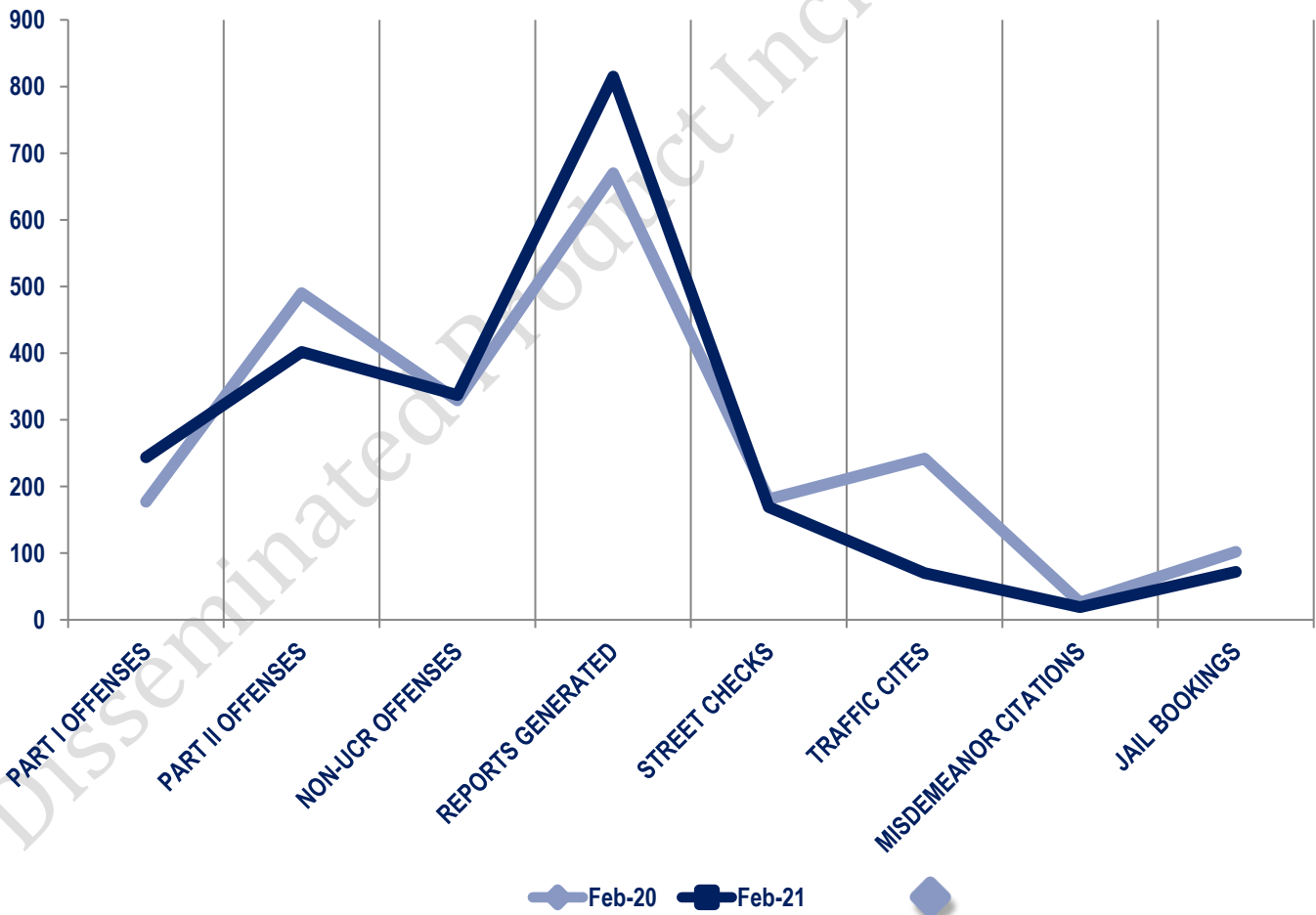


Other Event Totals



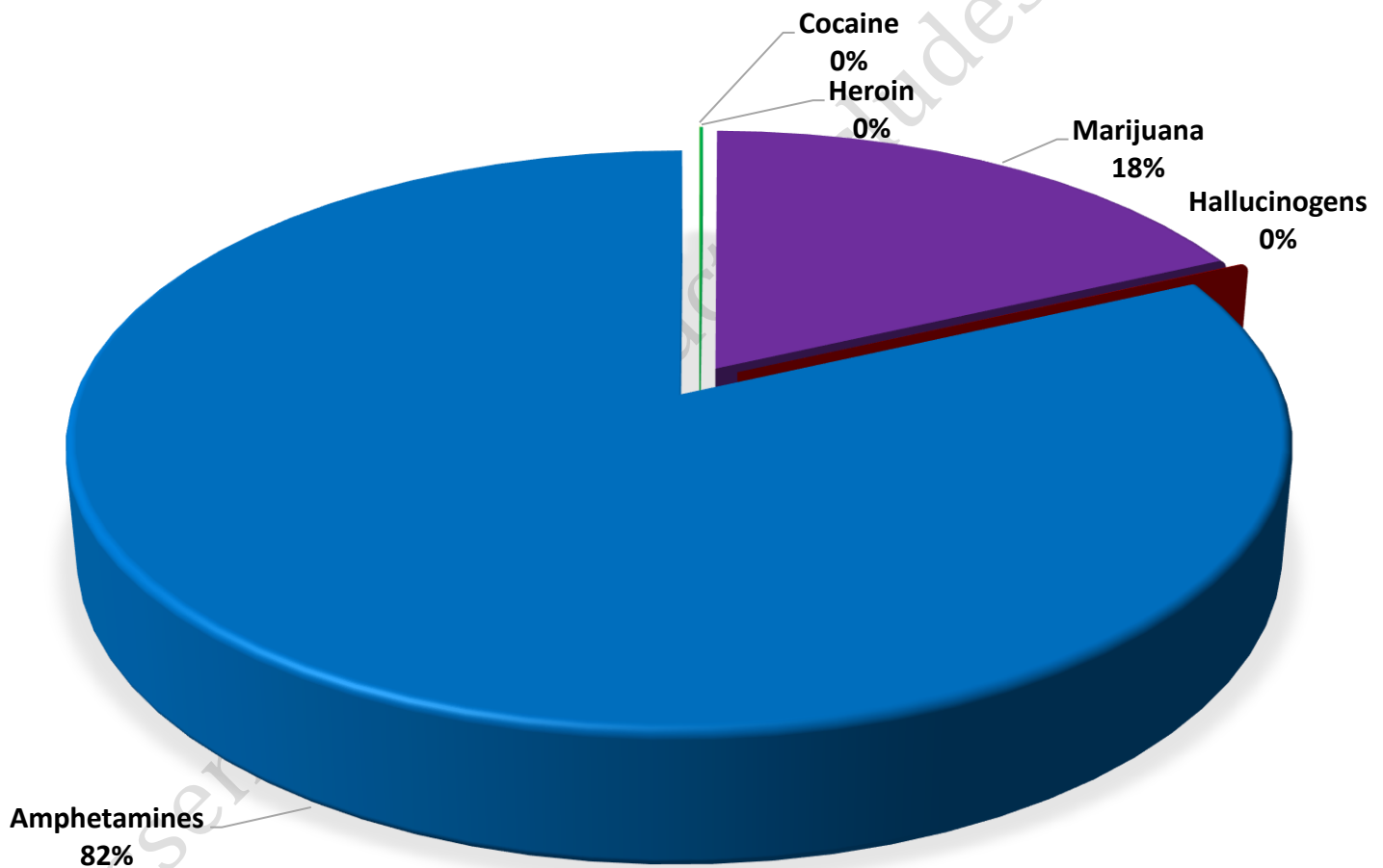
Combined Offense/Event Trends

	FEB 2020	FEB 2021
Part I Offenses	177	244
Part II Offenses	490	402
NonUCR Offenses	329	337
Reports Generated	670	815
Street Checks	181	169
Traffic Citations	242	70
Misdemeanor Citations	26	19
Jail Bookings	102	72

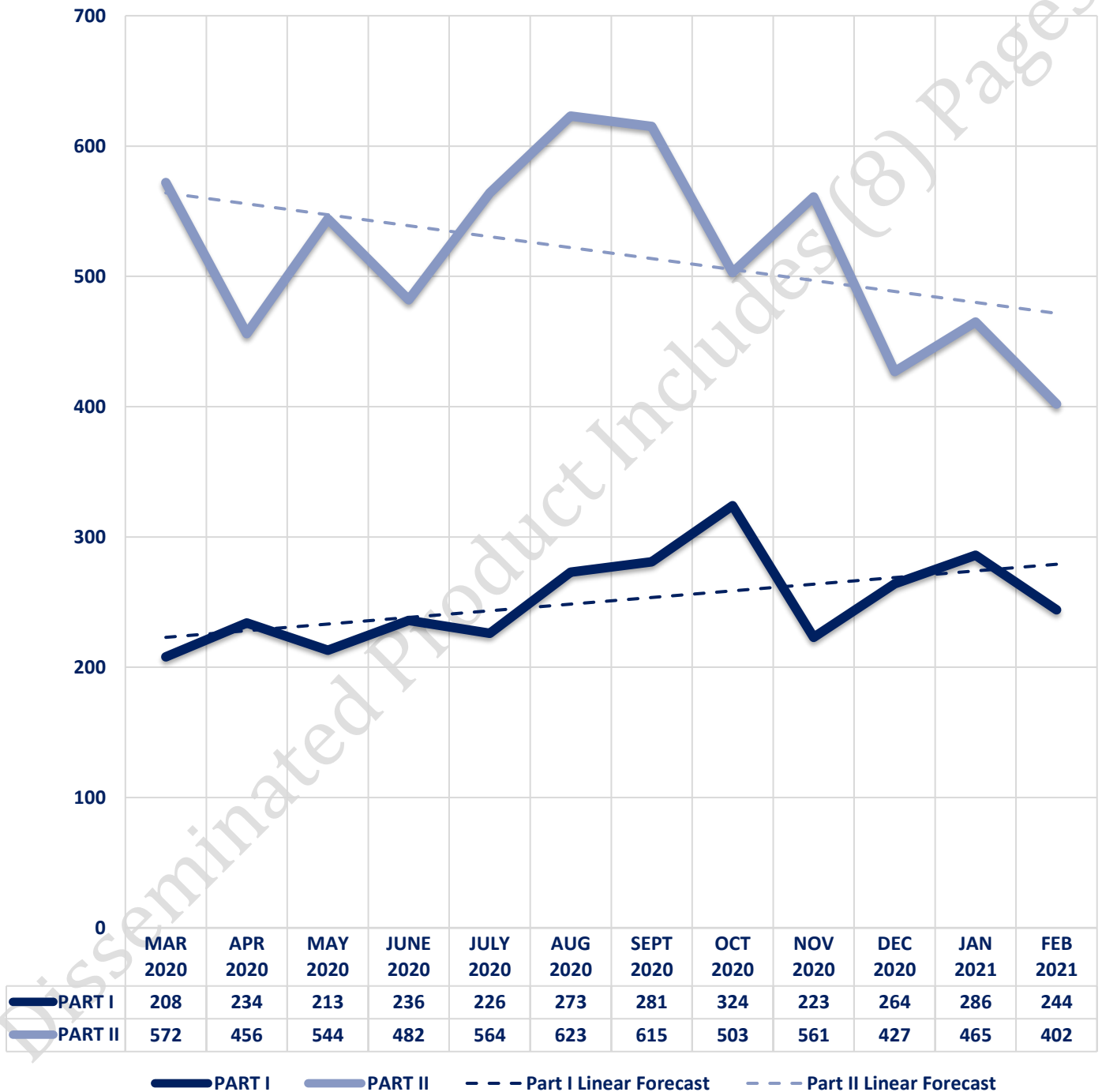


Seized Drugs

TYPE	DOSES	STREET VALUE
Cocaine	14.0	\$ 140.00
Heroin	206.5	\$ 2,065.00
Marijuana	35176.5	\$ 211,058.92
Hallucinogens	40.6	\$ 81.13
Amphetamines	160034.3	\$ 1,600,342.80
TOTAL	195471.8	\$ 1,813,687.85



Part I & II Offenses - One Year





CITY COUNCIL DISTRICT #2

MONTHLY OFFENSE SUMMARY

March 2021

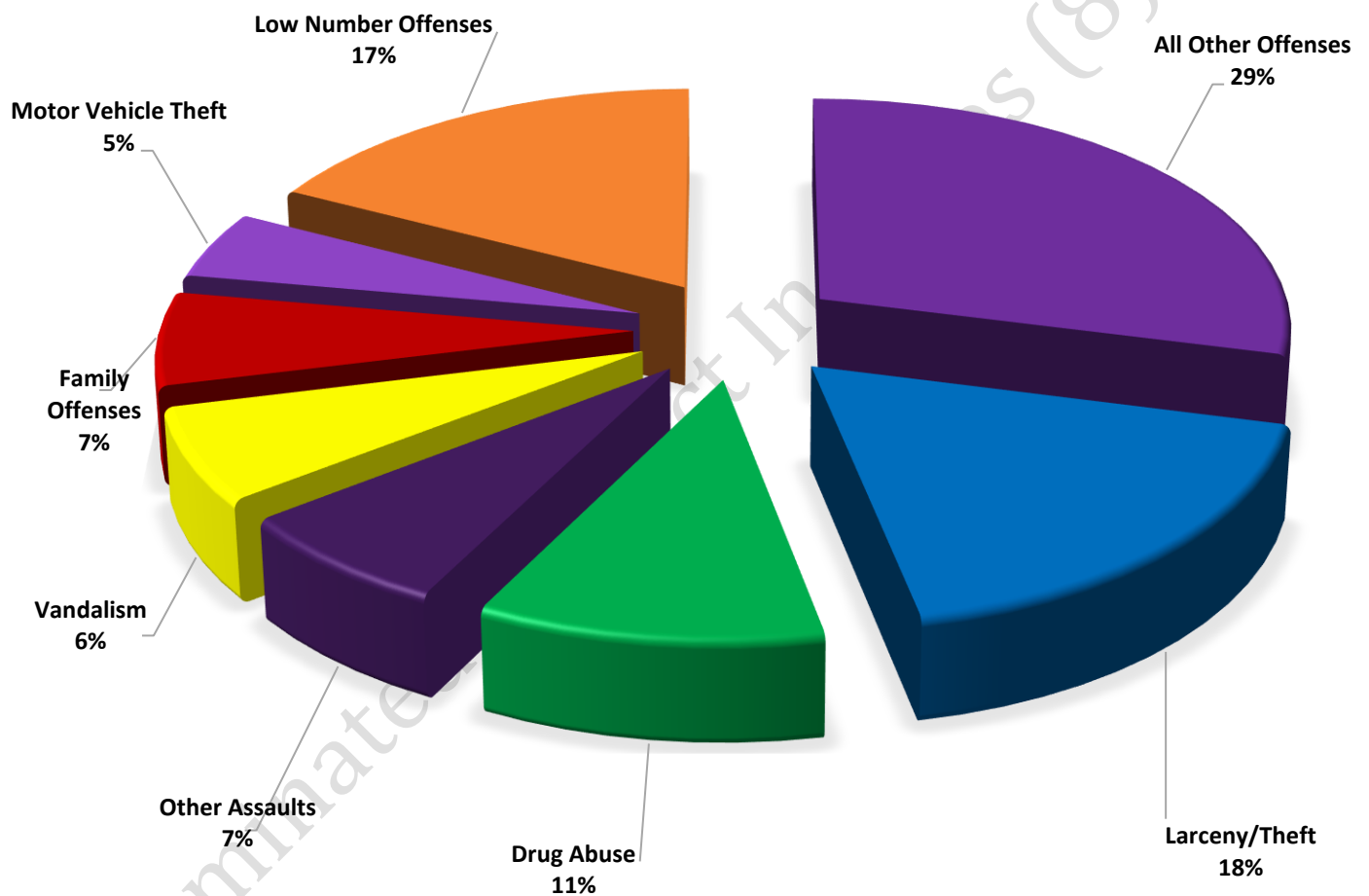
These figures represent preliminary counts of original Police Incident Reports and include all offenses within the above listed City Council District only. Full statistical analysis to determine the confidence level of this data has not been performed. The results contained herein are approximate in relation to the listed area and may not fully coincide with data shown in other areas of SLCPD's Crime Statistics page such as Calls for Service, Crimes Trending, and Crime Reports due to and reflective of departmental procedures that were in place at the time the event occurred and the date this data was compiled. Results displayed are not distinguished as attempted or completed crimes, do not include other calls for police service, and only represent police service where a report was made. Police Incident Reports are classified by primary offense categories as defined by the Uniform Crime Reporting (UCR) system, however for this report all offenses are included, and each incident may have more than one offense listed on it. In cases where there is more than one offense listed, all offenses are counted individually. Although every reasonable verification effort is made, the accuracy of any data is subject to the constraints of the report generation process as well as the manner, format, and point in time of any query.

PART I OFFENSES:	Chosen by the FBI as Part I Offenses because they are serious crimes that occur with regularity in all areas of the country and are likely to be reported to Police.
PART II OFFENSES:	All other crimes other than the eight Part I Offenses. The Uniform Crime Reporting Program gathers only arrest data for Part II Offenses, however, SLCPD results displayed in this document display all Part II Offenses, regardless of the presence of arrest data.
ALL OTHER OFFENSES:	Under the Part II Offense section, 'All Other Offenses' include Peeping Tom, Trespass, Kidnap/Abduction, Pornography, Extortion/Blackmail, Bribery, Warrants, Sexual Offenses, Obstruction, Public Peace, and Hit & Run.
NON-UCR OFFENSES:	Non-UCR Offenses include reports for all other offenses not classified as a Part I or Part II Offense. Results displayed separate some of these offenses such as Ambulance Calls, Deaths, Missing Persons, Suicides, Suspicious Activity, and Traffic Accidents.
ALL OTHER NON-UCR:	Under the Non-UCR category, 'All Other' include the remainder of offenses not classified as Part I or Part II and not separated from the Non-UCR Offenses. These include things such as Loud Parties, Barking Dogs, Mentally Ill Subjects, Citizen Assistance, etc.
LOW NUMBER OFFENSES:	On page two, in the interest of space and allowing for easier viewing, the category titled 'Low Number Offenses' include Part I and Part II Offenses from page one that have totals under the amount of 22.

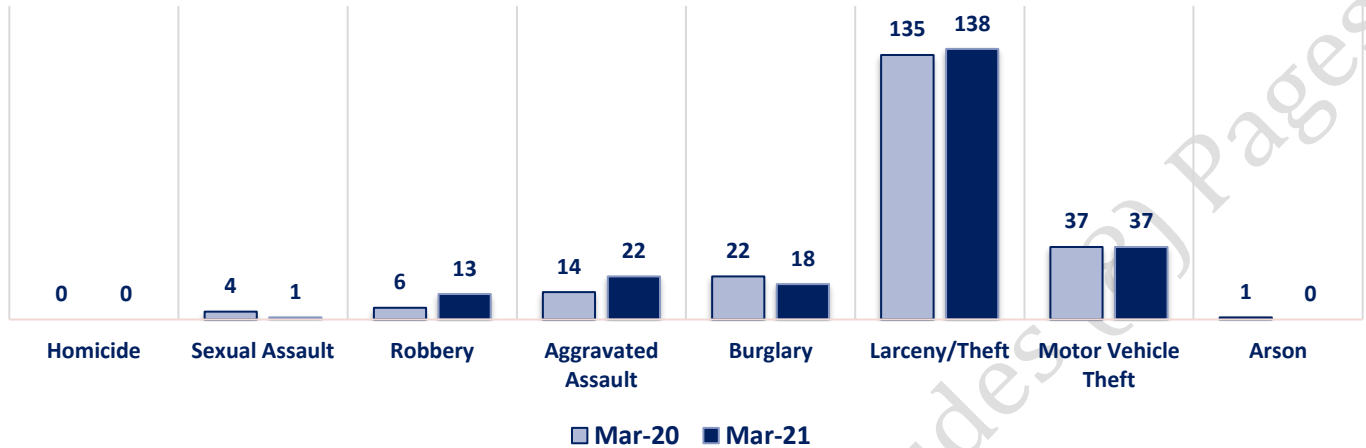
Offenses

	OFFENSE	MAR 20	MAR 21	OFFENSE	MAR 20	MAR 21
PART I OFFENSES	Homicide	0	0	Other Assaults	76	54
	Sexual Assault	4	1	Forgery/Counterfeit	7	7
	Robbery	6	13	Fraud	30	16
	Aggravated Assault	14	22	Embezzlement	1	0
	Burglary	22	18	Stolen Property	8	11
	Larceny/Theft	135	138	Vandalism	58	51
	Motor Vehicle Theft	37	37	Weapons	7	14
	Arson	1	0	Prostitution	2	0
	PART I TOTALS	219	229	Sex Offenses	5	4
NON-UCR OFFENSES	Ambulance Calls	22	16	Drug Abuse	113	82
	Deaths	7	3	Gambling	0	0
	Missing Persons	5	7	Family Offenses	61	51
	Suicides	0	1	DUI	16	13
	Suspicious Activity	23	15	Liquor Laws	2	2
	Traffic Accidents	58	82	Drunkenness	10	3
	All Other	276	251	Disorderly Conduct	12	10
	NON-UCR TOTALS	391	375	All Other Offenses	176	223
	PART I OFFENSES	219	229	Curfew/Loitering	0	0
TOTALS	PART II OFFENSES	589	541	Runaway	5	0
	NON-UCR OFFENSES	391	375	PART II TOTALS	589	541
	TOTAL	1199	1145			

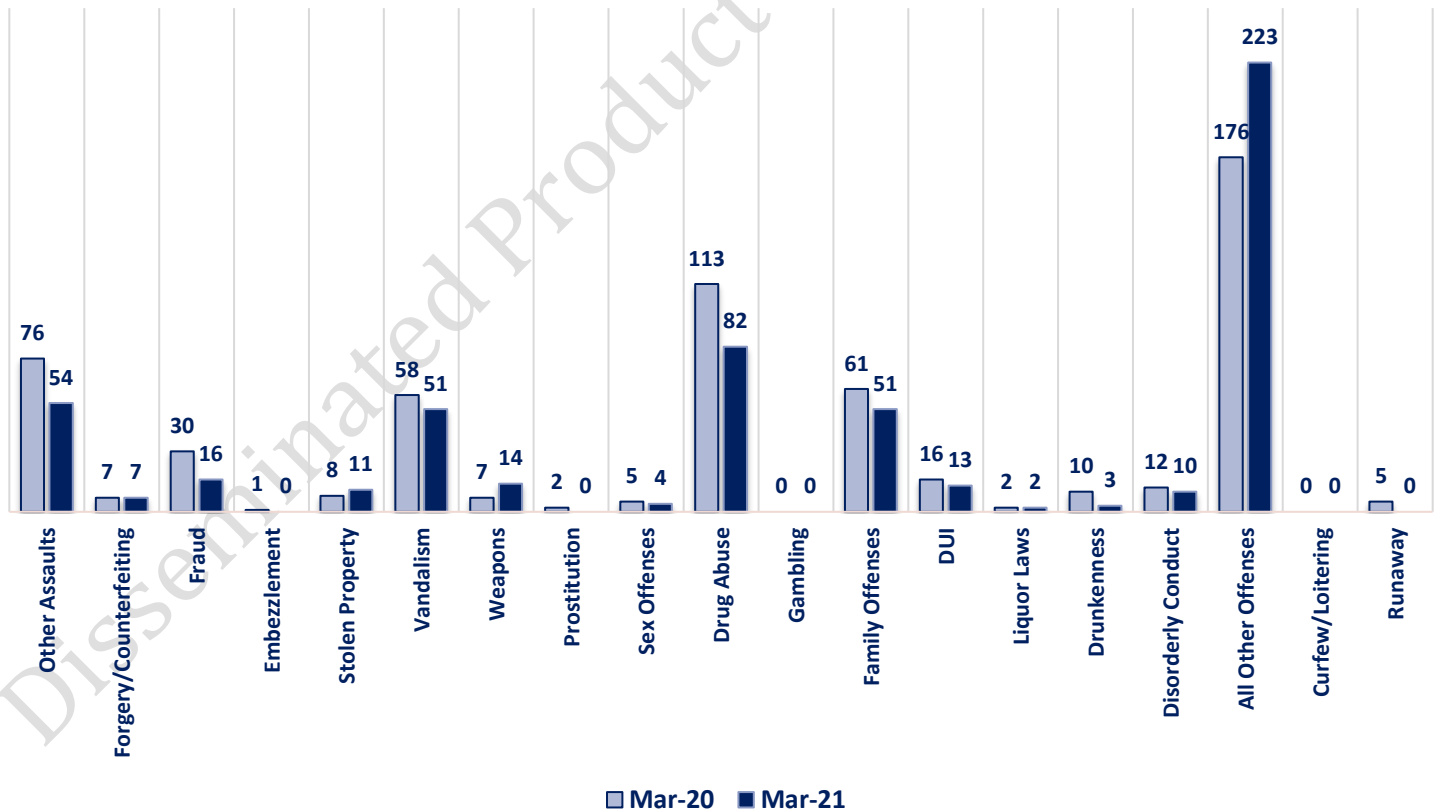
MARCH 2021 PART I & II OFFENSE PERCENTAGES



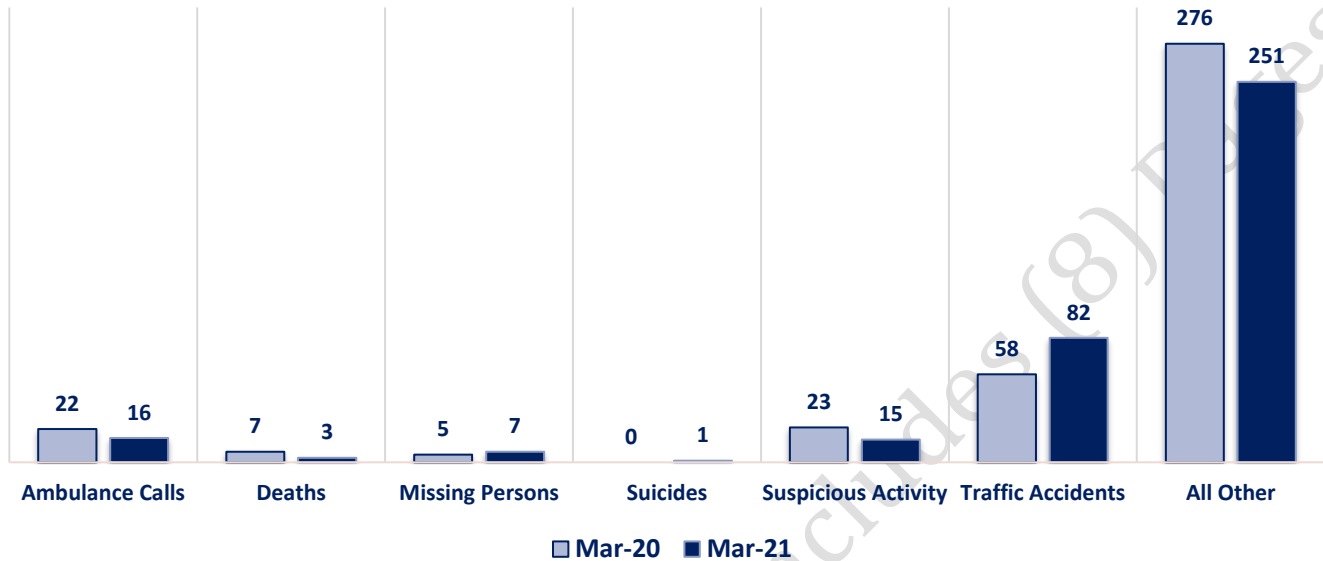
Part I Offenses



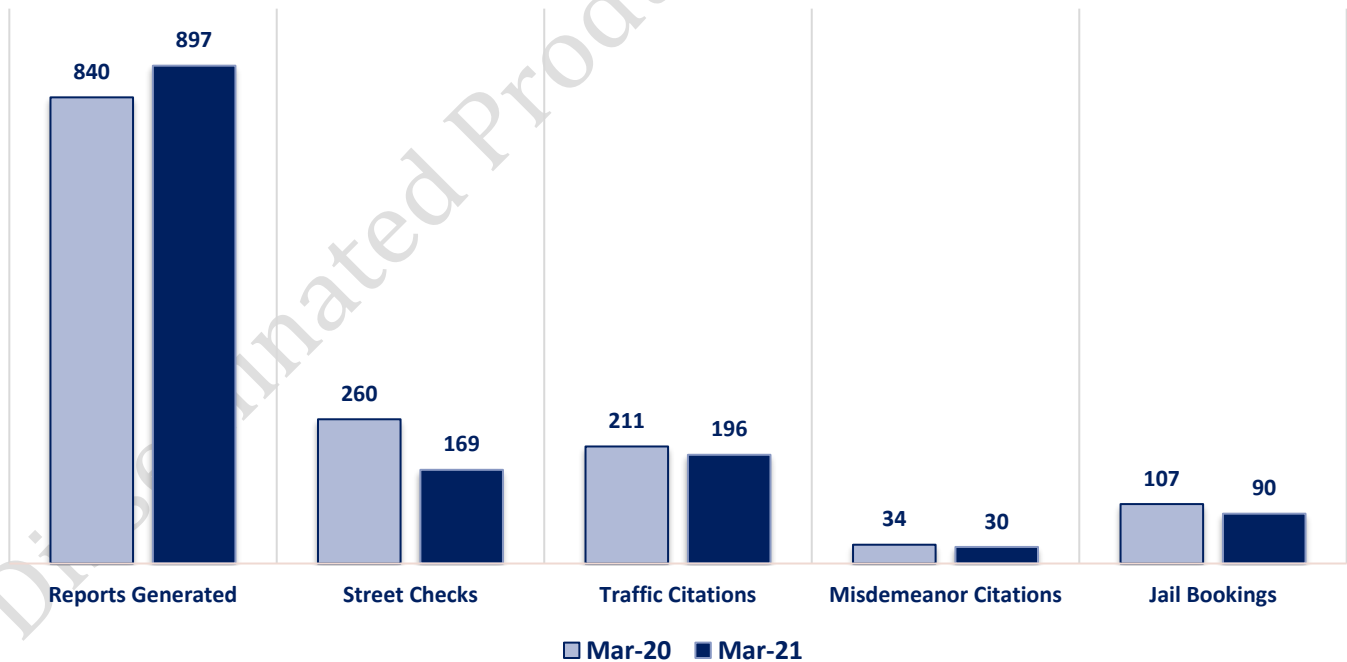
Part II Offenses



Non-UCR Offenses

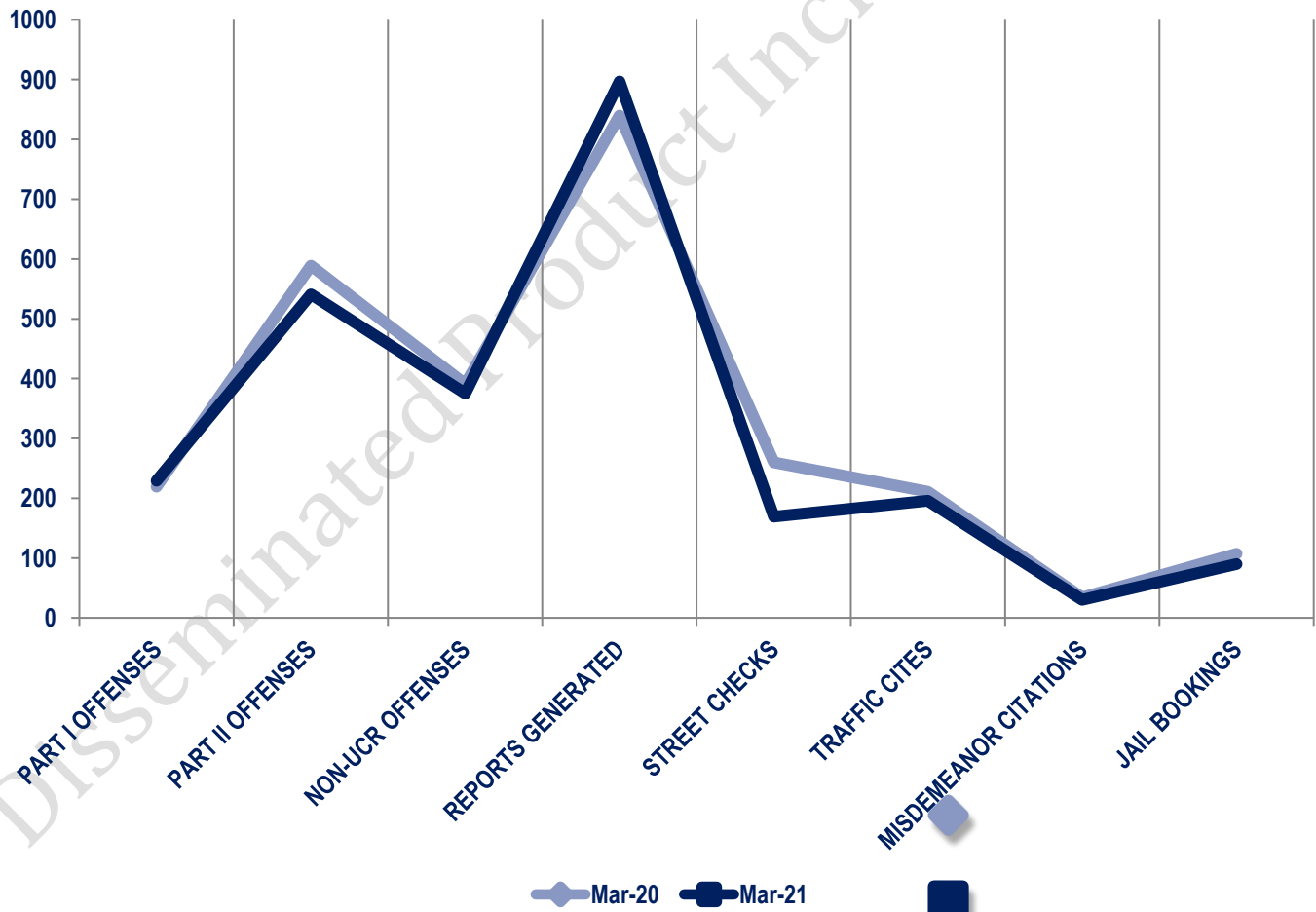


Other Event Totals



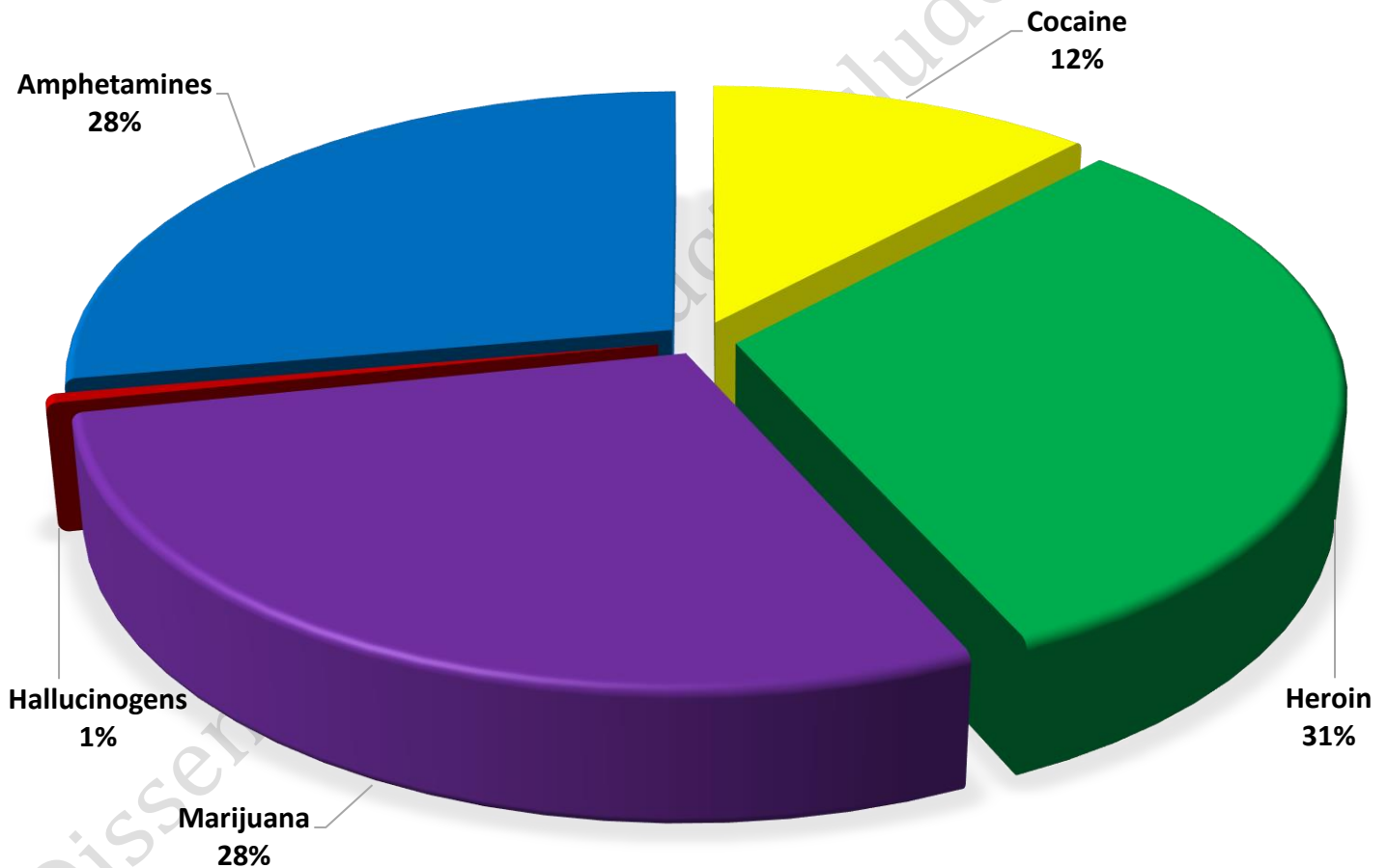
Combined Offense/Event Trends

	MAR 2020	MAR 2021
Part I Offenses	219	229
Part II Offenses	589	541
NonUCR Offenses	391	375
Reports Generated	840	897
Street Checks	260	169
Traffic Citations	211	196
Misdemeanor Citations	34	30
Jail Bookings	107	90

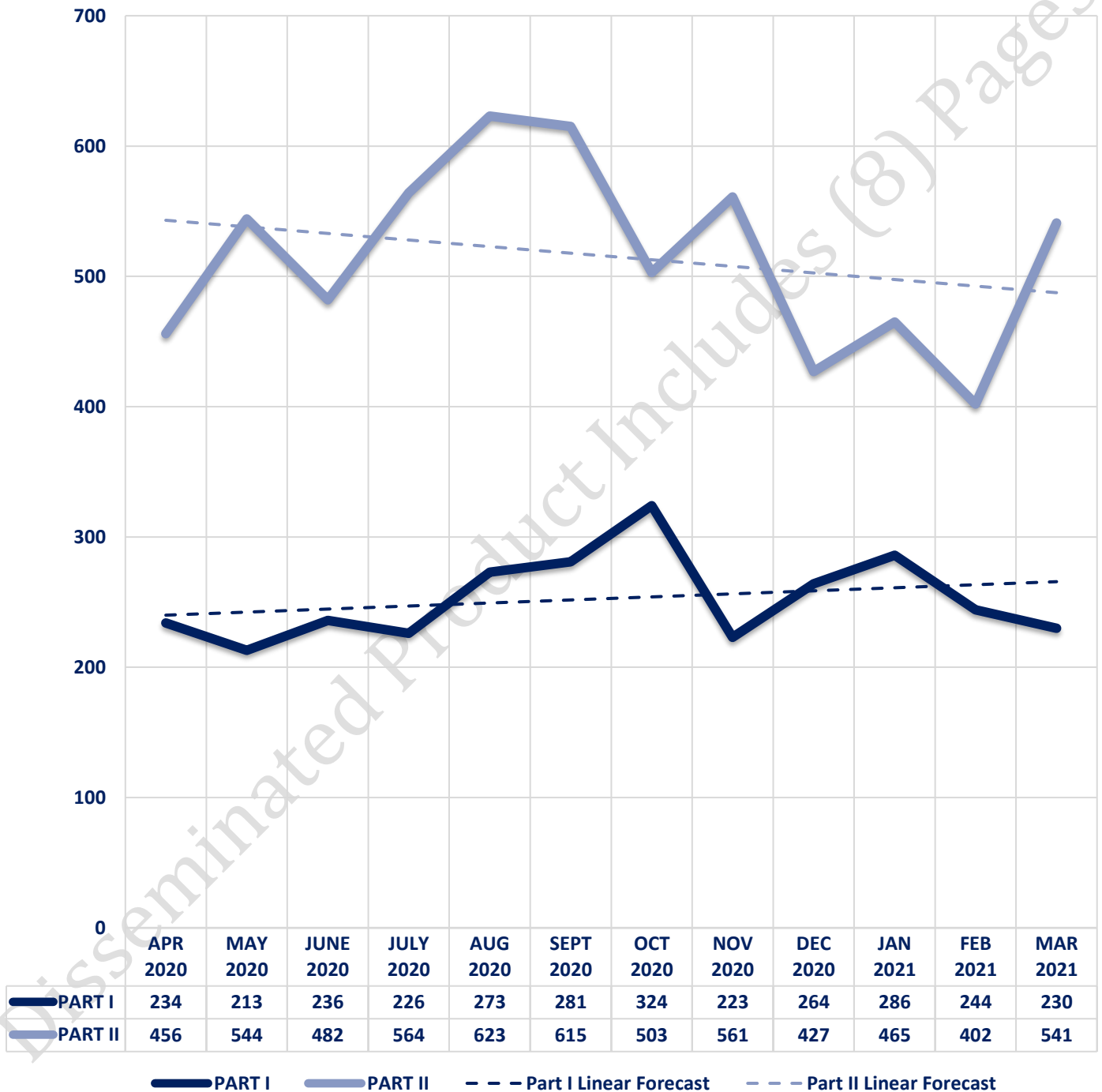


Seized Drugs

TYPE	DOSES	STREET VALUE
Cocaine	588.0	\$ 5,880.00
Heroin	1545.5	\$ 15,455.00
Marijuana	1400.4	\$ 8,402.67
Hallucinogens	25.0	\$ 50.09
Amphetamines	1367.6	\$ 13,676.00
TOTAL	4926.6	\$ 43,463.76



Part I & II Offenses - One Year





CITY COUNCIL DISTRICT #2

MONTHLY OFFENSE SUMMARY

April 2021

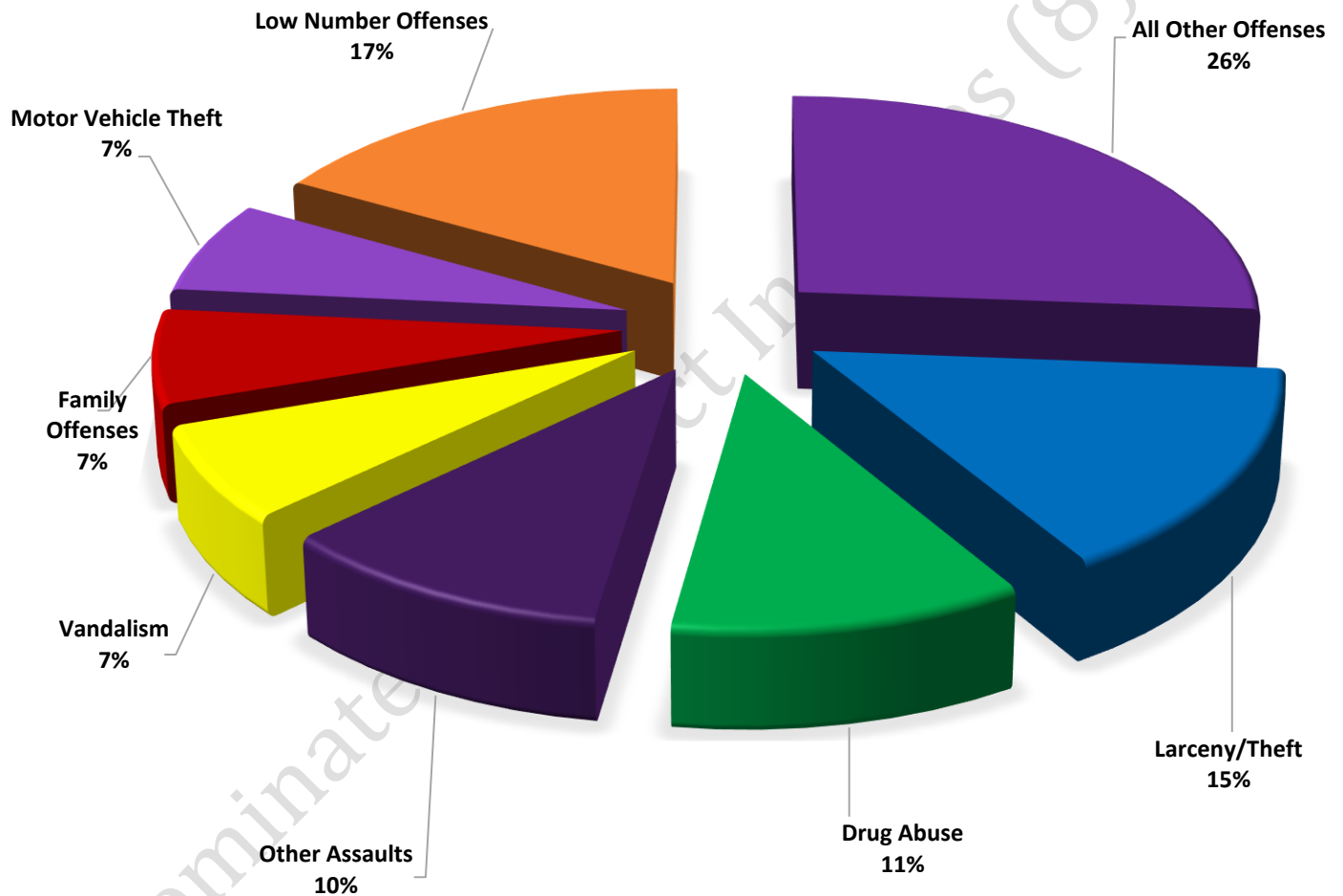
These figures represent preliminary counts of original Police Incident Reports and include all offenses within the above listed City Council District only. Full statistical analysis to determine the confidence level of this data has not been performed. The results contained herein are approximate in relation to the listed area and may not fully coincide with data shown in other areas of SLCPD's Crime Statistics page such as Calls for Service, Crimes Trending, and Crime Reports due to and reflective of departmental procedures that were in place at the time the event occurred and the date this data was compiled. Results displayed are not distinguished as attempted or completed crimes, do not include other calls for police service, and only represent police service where a report was made. Police Incident Reports are classified by primary offense categories as defined by the Uniform Crime Reporting (UCR) system, however for this report all offenses are included, and each incident may have more than one offense listed on it. In cases where there is more than one offense listed, all offenses are counted individually. Although every reasonable verification effort is made, the accuracy of any data is subject to the constraints of the report generation process as well as the manner, format, and point in time of any query.

PART I OFFENSES:	Chosen by the FBI as Part I Offenses because they are serious crimes that occur with regularity in all areas of the country and are likely to be reported to Police.
PART II OFFENSES:	All other crimes other than the eight Part I Offenses. The Uniform Crime Reporting Program gathers only arrest data for Part II Offenses, however, SLCPD results displayed in this document display all Part II Offenses, regardless of the presence of arrest data.
ALL OTHER OFFENSES:	Under the Part II Offense section, 'All Other Offenses' include Peeping Tom, Trespass, Kidnap/Abduction, Pornography, Extortion/Blackmail, Bribery, Warrants, Sexual Offenses, Obstruction, Public Peace, and Hit & Run.
NON-UCR OFFENSES:	Non-UCR Offenses include reports for all other offenses not classified as a Part I or Part II Offense. Results displayed separate some of these offenses such as Ambulance Calls, Deaths, Missing Persons, Suicides, Suspicious Activity, and Traffic Accidents.
ALL OTHER NON-UCR:	Under the Non-UCR category, 'All Other' include the remainder of offenses not classified as Part I or Part II and not separated from the Non-UCR Offenses. These include things such as Loud Parties, Barking Dogs, Mentally Ill Subjects, Citizen Assistance, etc.
LOW NUMBER OFFENSES:	On page two, in the interest of space and allowing for easier viewing, the category titled 'Low Number Offenses' include Part I and Part II Offenses from page one that have totals under the amount of 24.

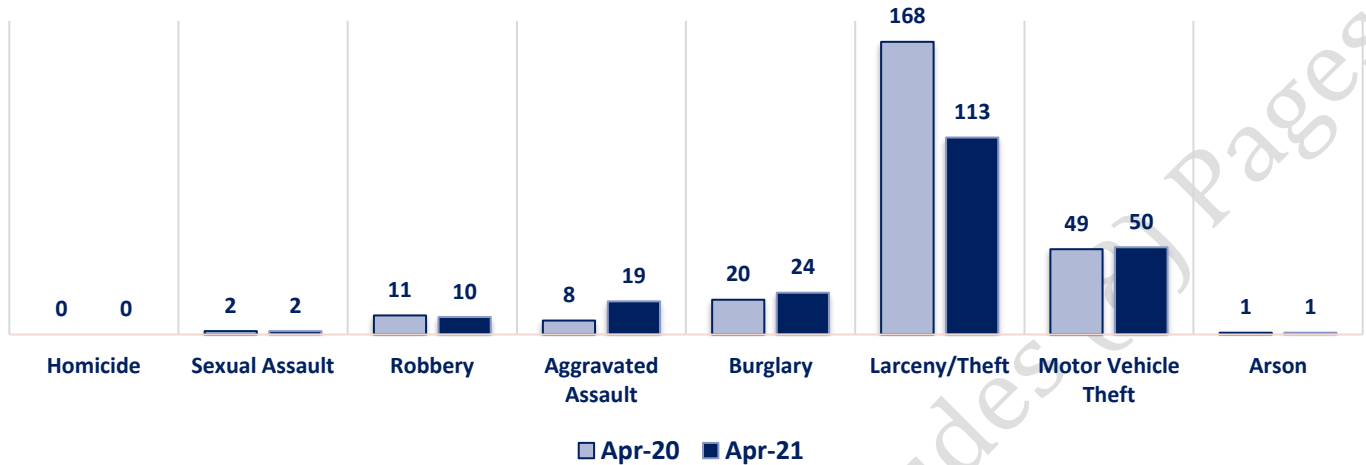
Offenses

	OFFENSE	APR 20	APR 21	OFFENSE	APR 20	APR 21
PART I OFFENSES	Homicide	0	0	Other Assaults	51	80
	Sexual Assault	2	2	Forgery/Counterfeit	7	5
	Robbery	11	10	Fraud	23	18
	Aggravated Assault	8	19	Embezzlement	0	0
	Burglary	20	24	Stolen Property	11	10
	Larceny/Theft	168	113	Vandalism	61	51
	Motor Vehicle Theft	49	50	Weapons	5	14
	Arson	1	1	Prostitution	0	1
	PART I TOTALS	259	219	Sex Offenses	6	0
NON-UCR OFFENSES	Ambulance Calls	21	25	Drug Abuse	96	83
	Deaths	9	1	Gambling	0	0
	Missing Persons	3	9	Family Offenses	36	51
	Suicides	1	1	DUI	11	12
	Suspicious Activity	26	20	Liquor Laws	2	0
	Traffic Accidents	53	75	Drunkenness	15	4
	All Other	211	214	Disorderly Conduct	11	6
	NON-UCR TOTALS	324	345	All Other Offenses	149	197
	PART I OFFENSES	259	219	Curfew/Loitering	0	0
TOTALS	PART II OFFENSES	487	532	Runaway	3	0
	NON-UCR OFFENSES	324	345	PART II TOTALS	487	532
	TOTAL	1070	1096			

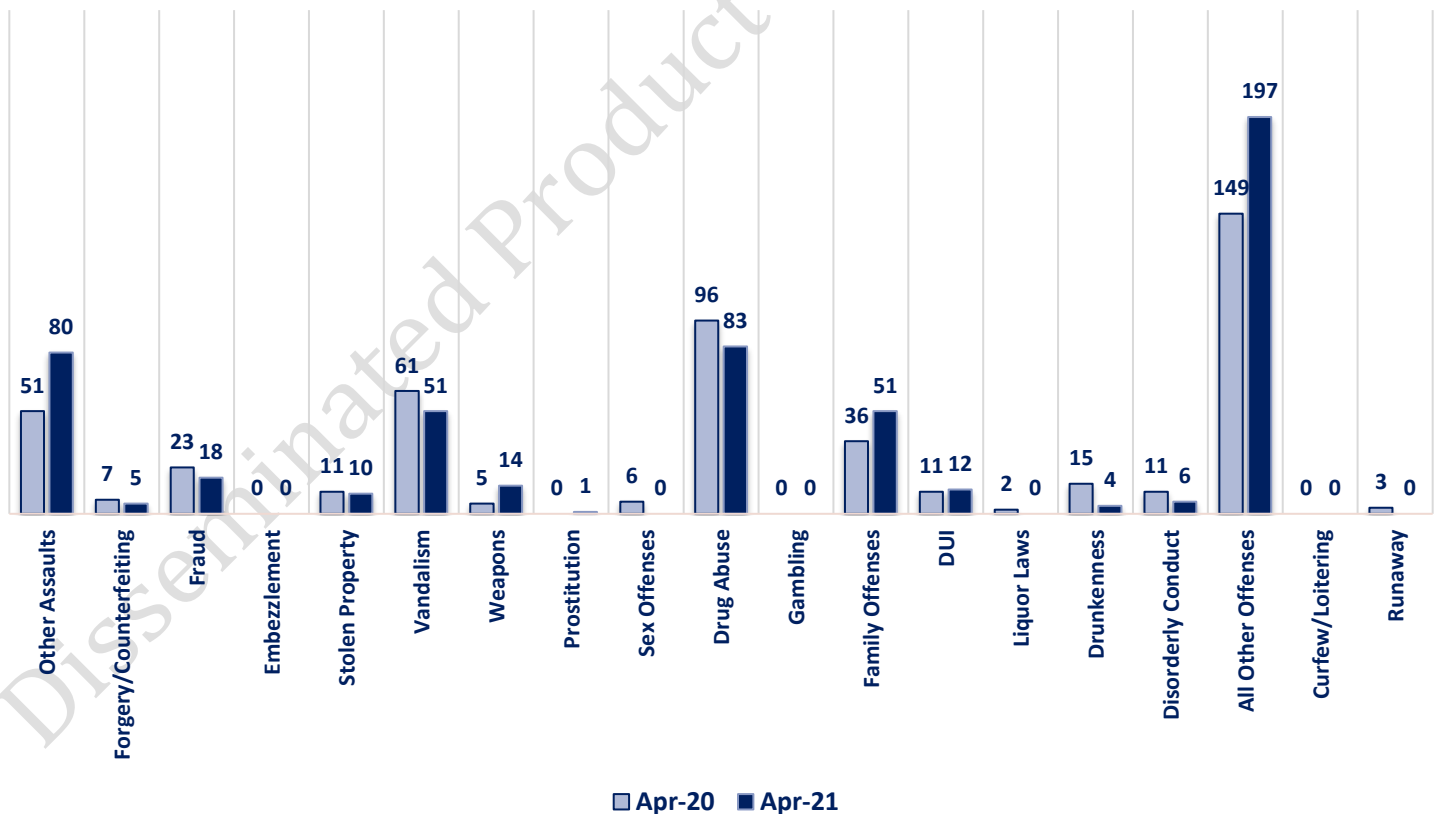
APRIL 2021- PART I & II OFFENSE PERCENTAGES



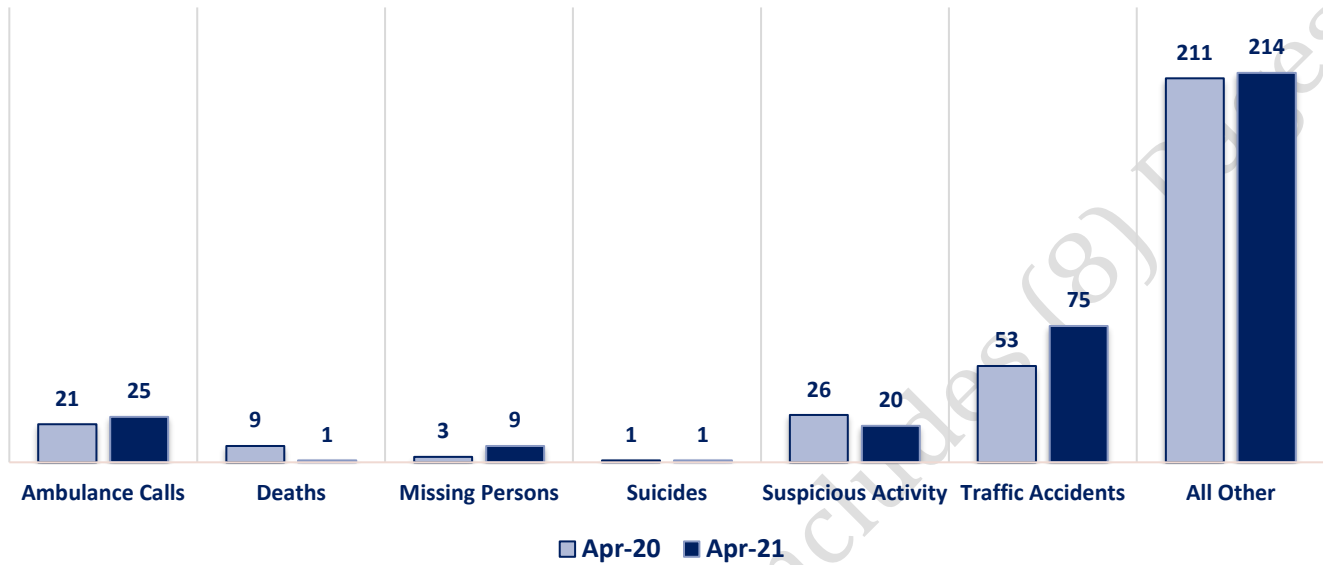
Part I Offenses



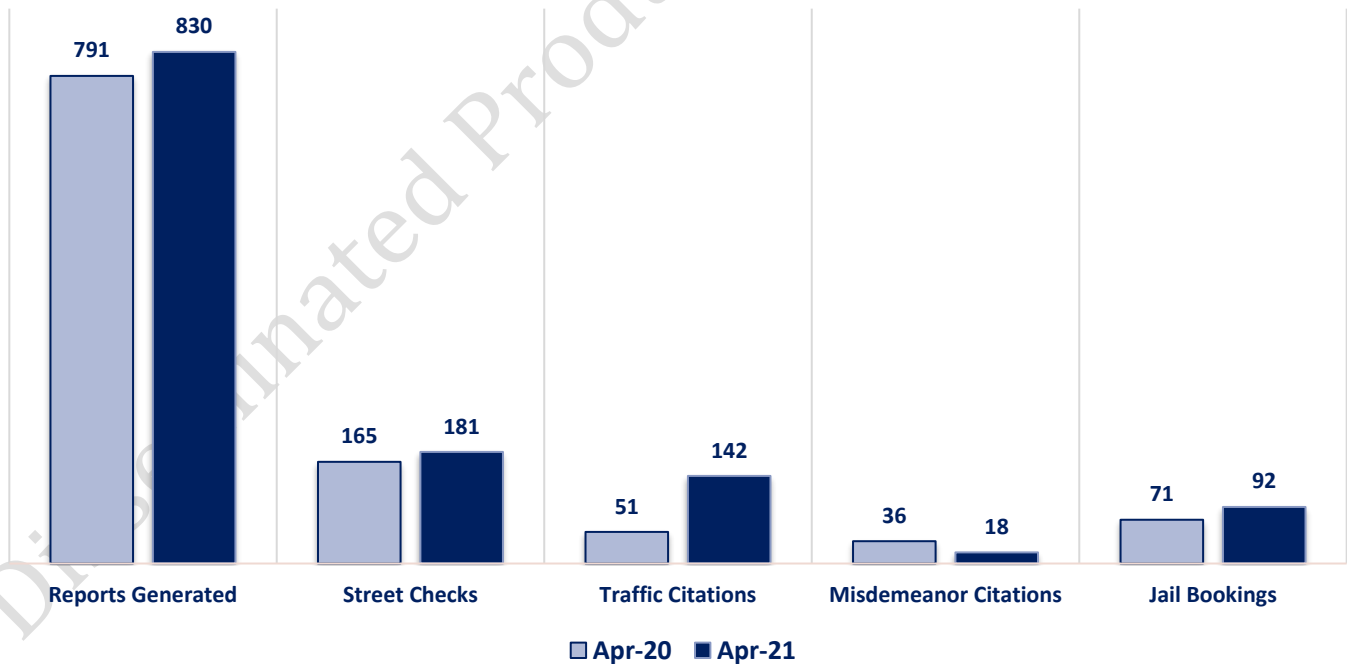
Part II Offenses



Non-UCR Offenses

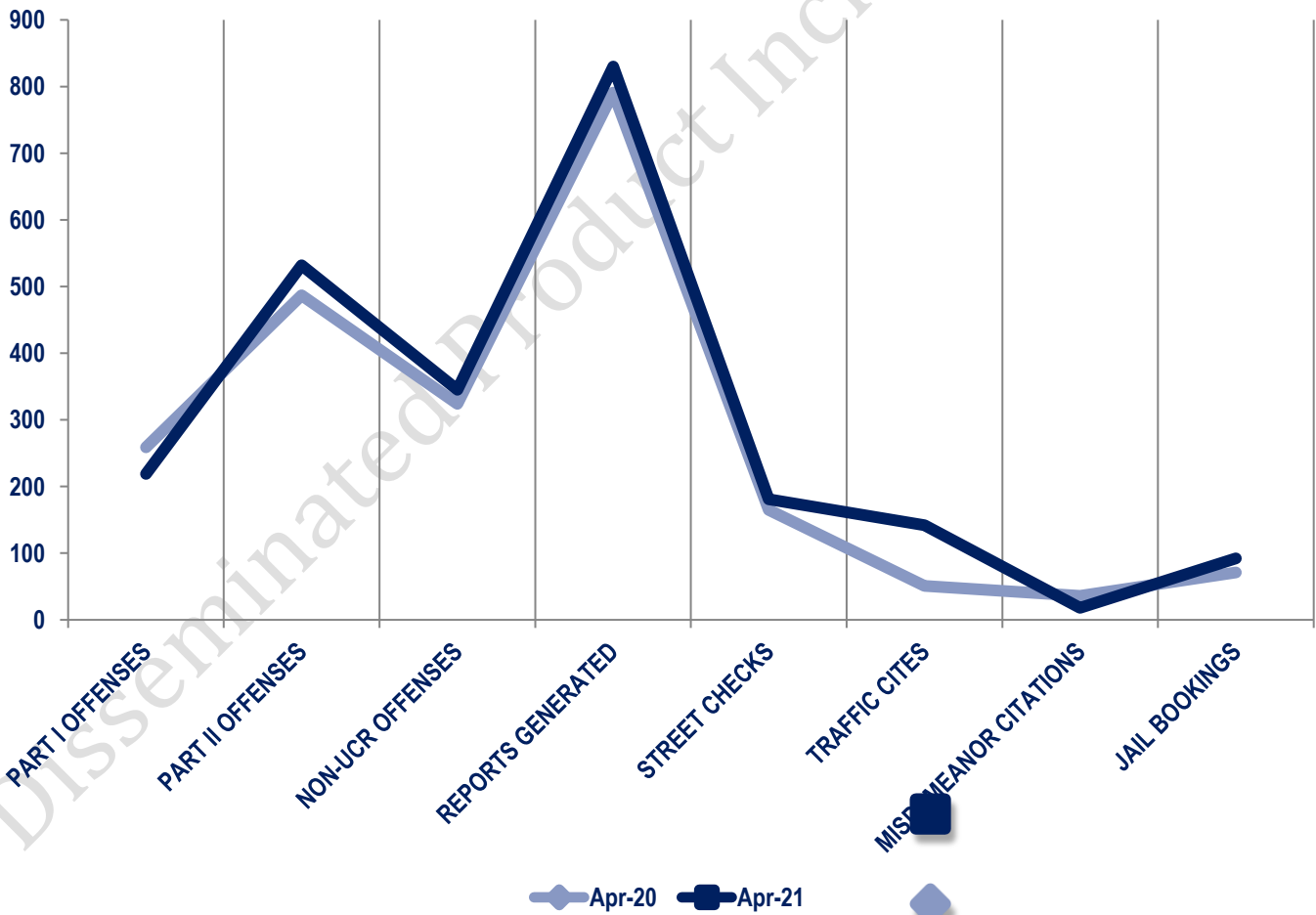


Other Event Totals



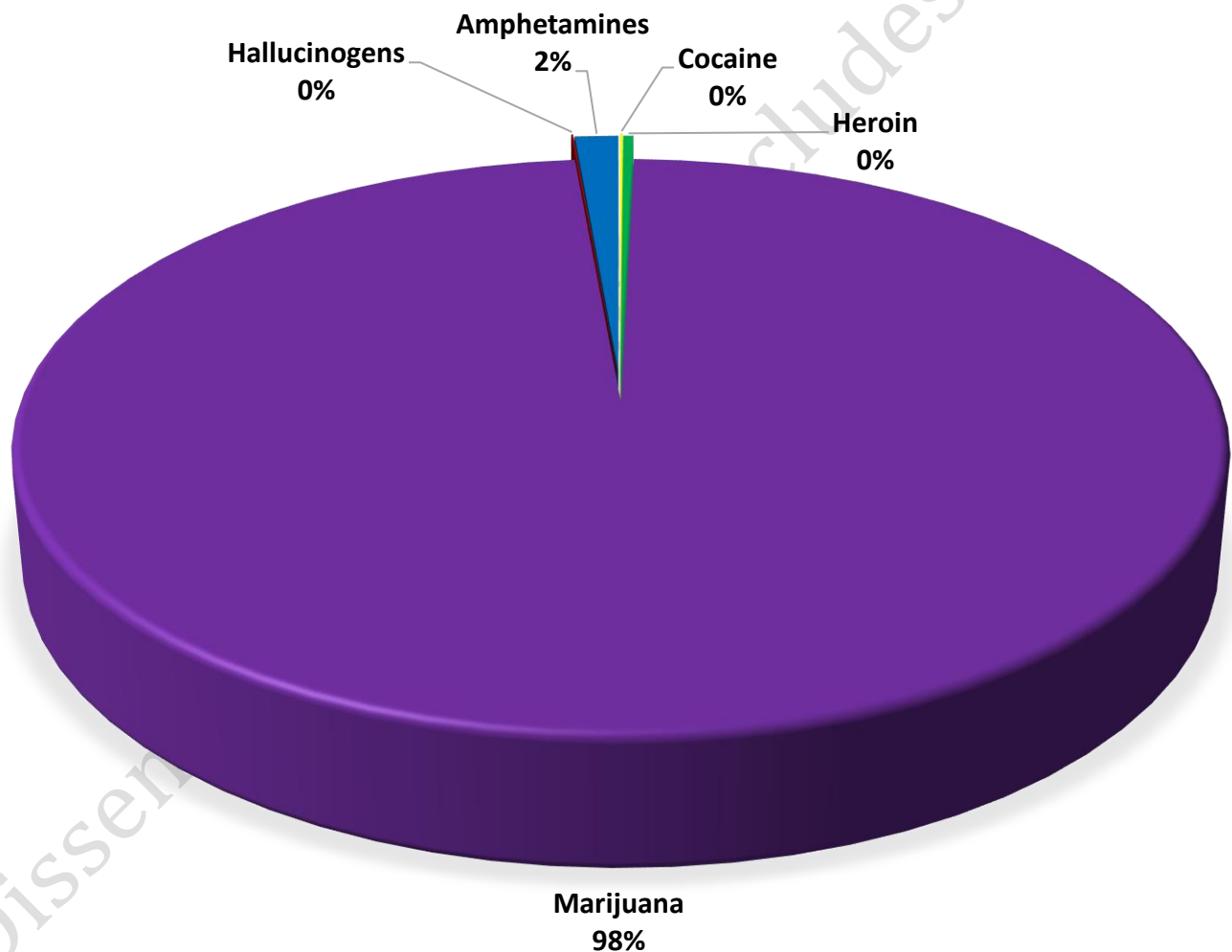
Combined Offense/Event Trends

	APR 2020	APR 2021
Part I Offenses	259	219
Part II Offenses	487	532
NonUCR Offenses	324	345
Reports Generated	791	830
Street Checks	165	181
Traffic Citations	51	142
Misdemeanor Citations	36	18
Jail Bookings	71	92

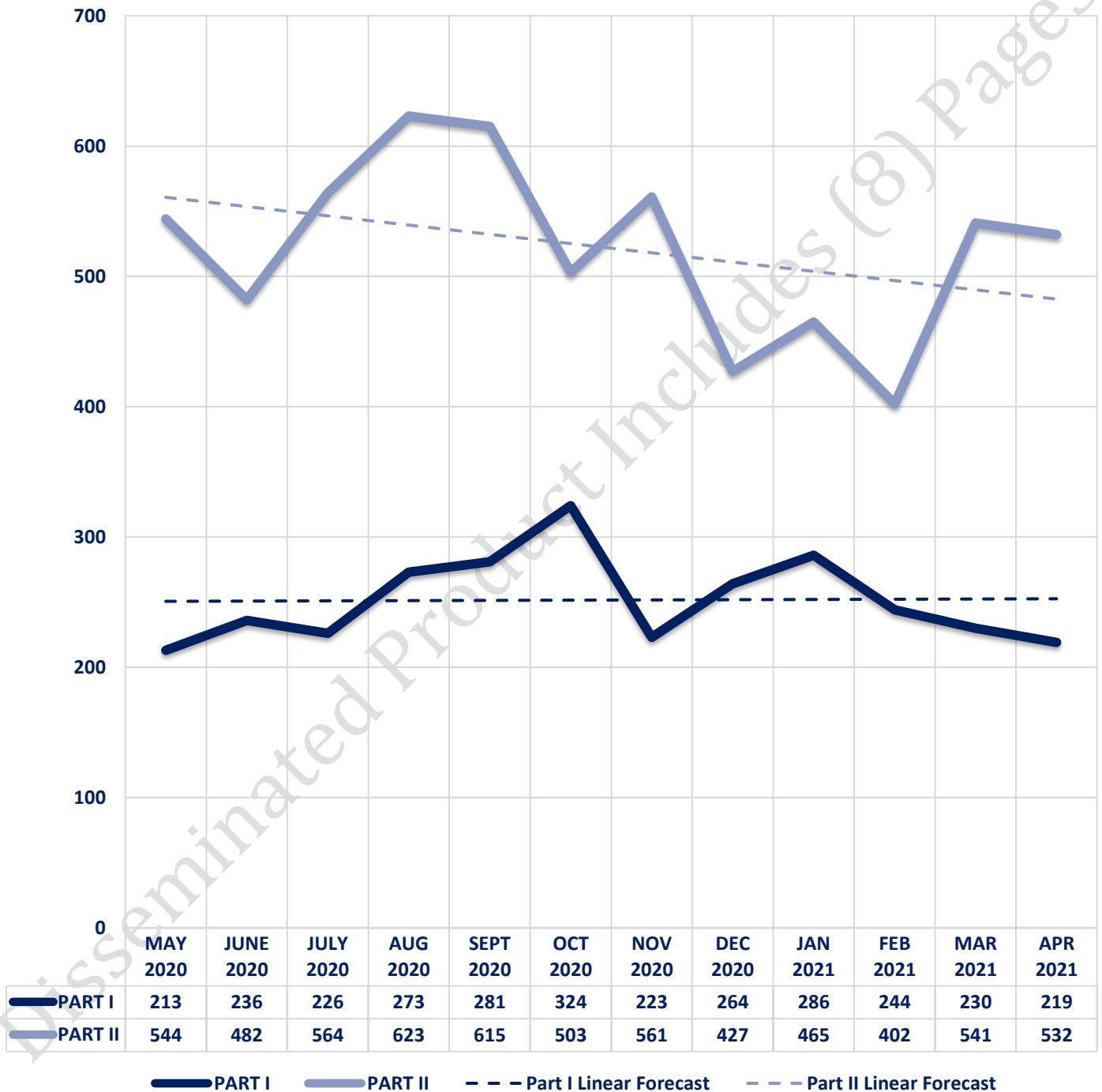


Seized Drugs

TYPE	DOSES	STREET VALUE
Cocaine	166.0	\$ 1,660.00
Heroin	562.3	\$ 5,622.50
Marijuana	177274.5	\$ 1,063,647.25
Hallucinogens	87.5	\$ 174.96
Amphetamines	2456.0	\$ 24,560.00
TOTAL	180546.3	\$ 1,095,664.71



Part I & II Offenses - One Year





CITY COUNCIL DISTRICT #2

MONTHLY OFFENSE SUMMARY

MAY 2021

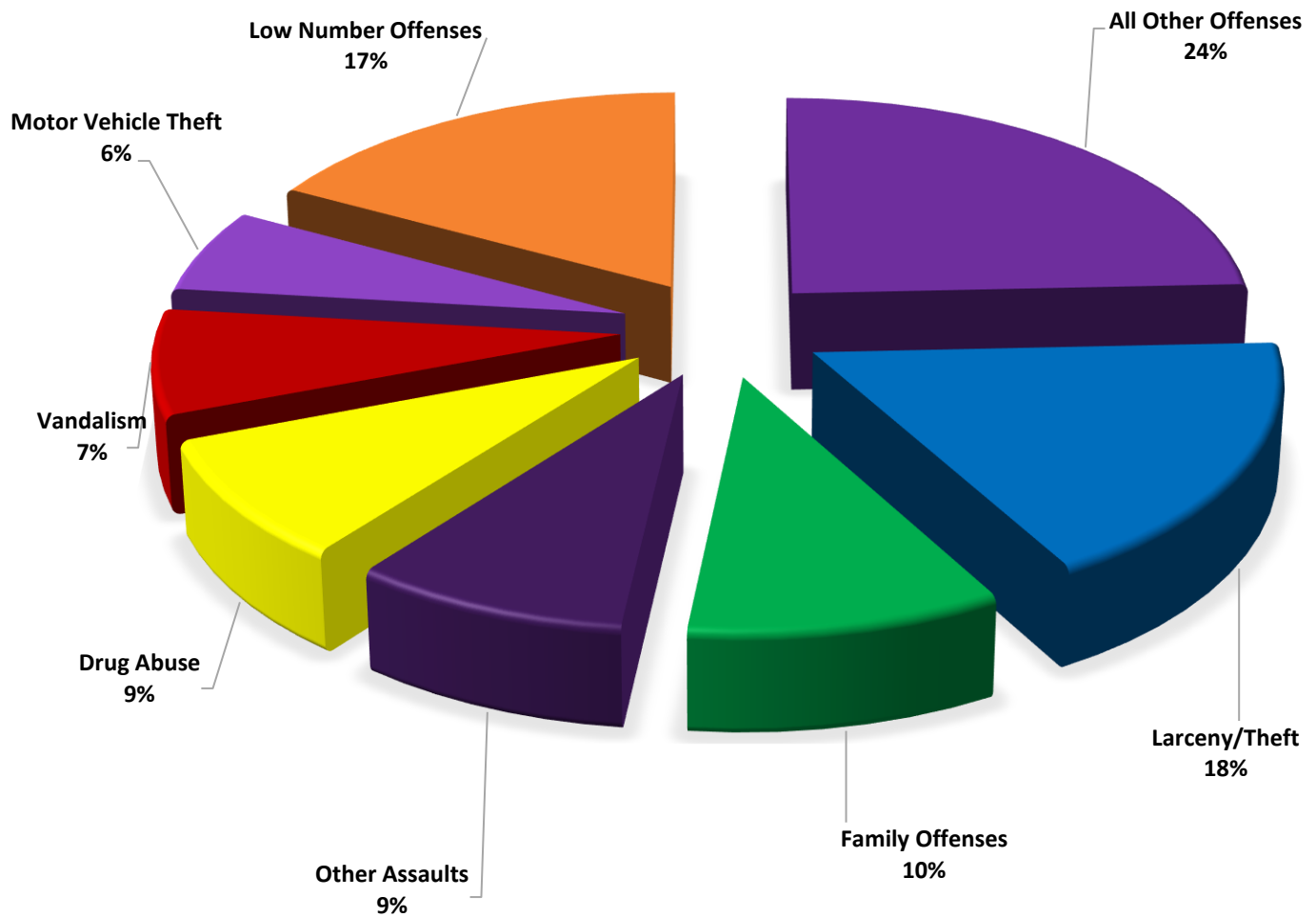
These figures represent preliminary counts of original Police Incident Reports and include all offenses within the above listed City Council District only. Full statistical analysis to determine the confidence level of this data has not been performed. The results contained herein are approximate in relation to the listed area and may not fully coincide with data shown in other areas of SLCPD's Crime Statistics page such as Calls for Service, Crimes Trending, and Crime Reports due to and reflective of departmental procedures that were in place at the time the event occurred and the date this data was compiled. Results displayed are not distinguished as attempted or completed crimes, do not include other calls for police service, and only represent police service where a report was made. Police Incident Reports are classified by primary offense categories as defined by the Uniform Crime Reporting (UCR) system, however for this report all offenses are included, and each incident may have more than one offense listed on it. In cases where there is more than one offense listed, all offenses are counted individually. Although every reasonable verification effort is made, the accuracy of any data is subject to the constraints of the report generation process as well as the manner, format, and point in time of any query.

PART I OFFENSES:	Chosen by the FBI as Part I Offenses because they are serious crimes that occur with regularity in all areas of the country and are likely to be reported to Police.
PART II OFFENSES:	All other crimes other than the eight Part I Offenses. The Uniform Crime Reporting Program gathers only arrest data for Part II Offenses, however, SLCPD results displayed in this document display all Part II Offenses, regardless of the presence of arrest data.
ALL OTHER OFFENSES:	Under the Part II Offense section, 'All Other Offenses' include Peeping Tom, Trespass, Kidnap/Abduction, Pornography, Extortion/Blackmail, Bribery, Warrants, Sexual Offenses, Obstruction, Public Peace, and Hit & Run.
NON-UCR OFFENSES:	Non-UCR Offenses include reports for all other offenses not classified as a Part I or Part II Offense. Results displayed separate some of these offenses such as Ambulance Calls, Deaths, Missing Persons, Suicides, Suspicious Activity, and Traffic Accidents.
ALL OTHER NON-UCR:	Under the Non-UCR category, 'All Other' include the remainder of offenses not classified as Part I or Part II and not separated from the Non-UCR Offenses. These include things such as Loud Parties, Barking Dogs, Mentally Ill Subjects, Citizen Assistance, etc.
LOW NUMBER OFFENSES:	On page two, in the interest of space and allowing for easier viewing, the category titled 'Low Number Offenses' include Part I and Part II Offenses from page one that have totals under the amount of 29.

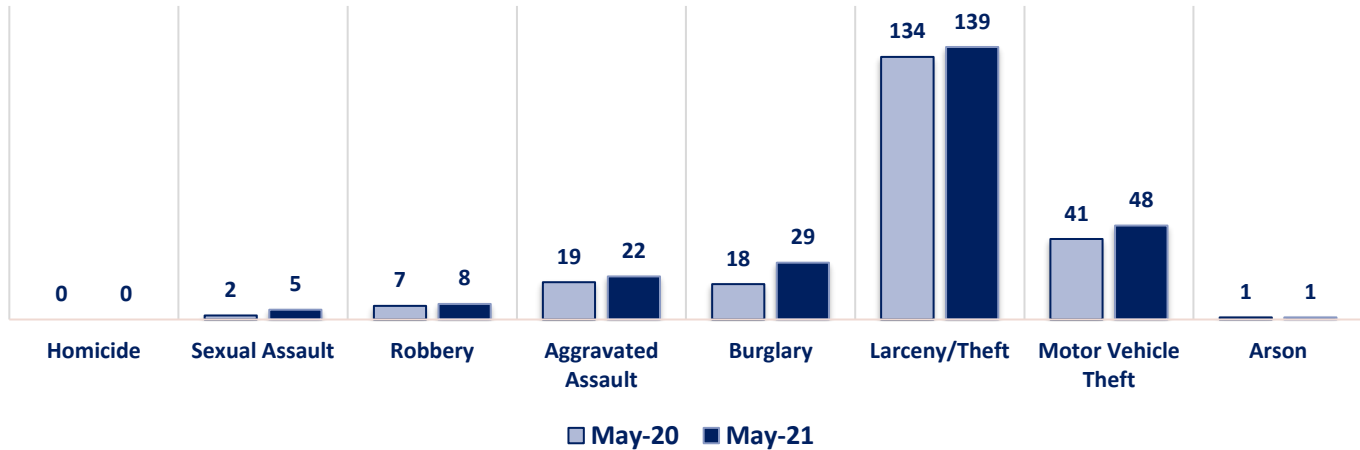
Offenses

PART I OFFENSES	OFFENSE	MAY 20	MAY 21	OFFENSE	MAY 20	MAY 21
	Homicide	0	0	Other Assaults	67	69
	Sexual Assault	2	5	Forgery/Counterfeit	6	3
	Robbery	7	8	Fraud	39	15
	Aggravated Assault	19	22	Embezzlement	0	0
	Burglary	18	29	Stolen Property	12	14
	Larceny/Theft	134	139	Vandalism	48	60
	Motor Vehicle Theft	41	48	Weapons	12	14
	Arson	1	1	Prostitution	1	0
NON-UCR OFFENSES	PART I TOTALS	222	252	Sex Offenses	2	2
	Ambulance Calls	28	9	Drug Abuse	122	69
	Deaths	3	6	Gambling	0	0
	Missing Persons	5	8	Family Offenses	46	78
	Suicides	0	2	DUI	20	7
	Suspicious Activity	25	26	Liquor Laws	4	3
	Traffic Accidents	75	62	Drunkenness	16	5
	All Other	259	195	Disorderly Conduct	14	7
	NON-UCR TOTALS	395	308	All Other Offenses	166	192
TOTALS	PART I OFFENSES	222	252	Curfew/Loitering	0	0
	PART II OFFENSES	578	538	Runaway	3	0
	NON-UCR OFFENSES	395	308	PART II TOTALS	578	538
	TOTAL	1195	1098			

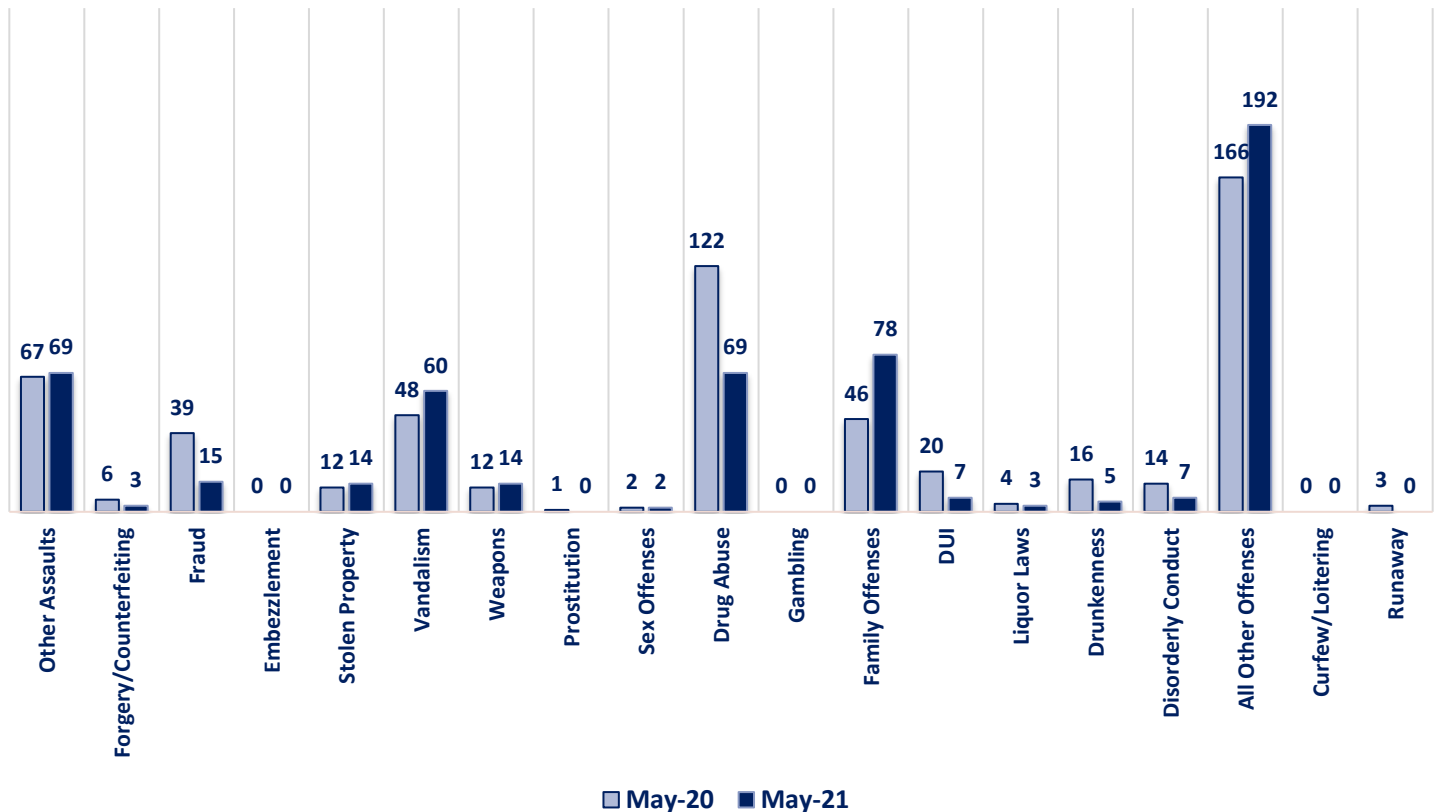
MAY 2021 - PART I & II OFFENSE PERCENTAGES



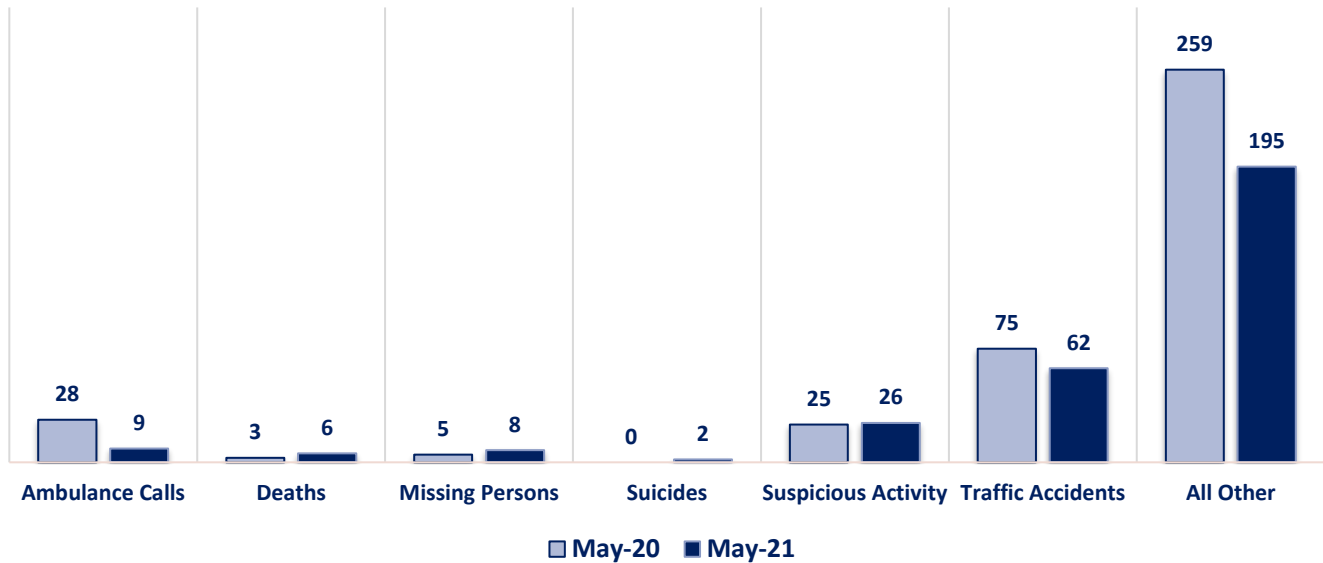
Part I Offenses



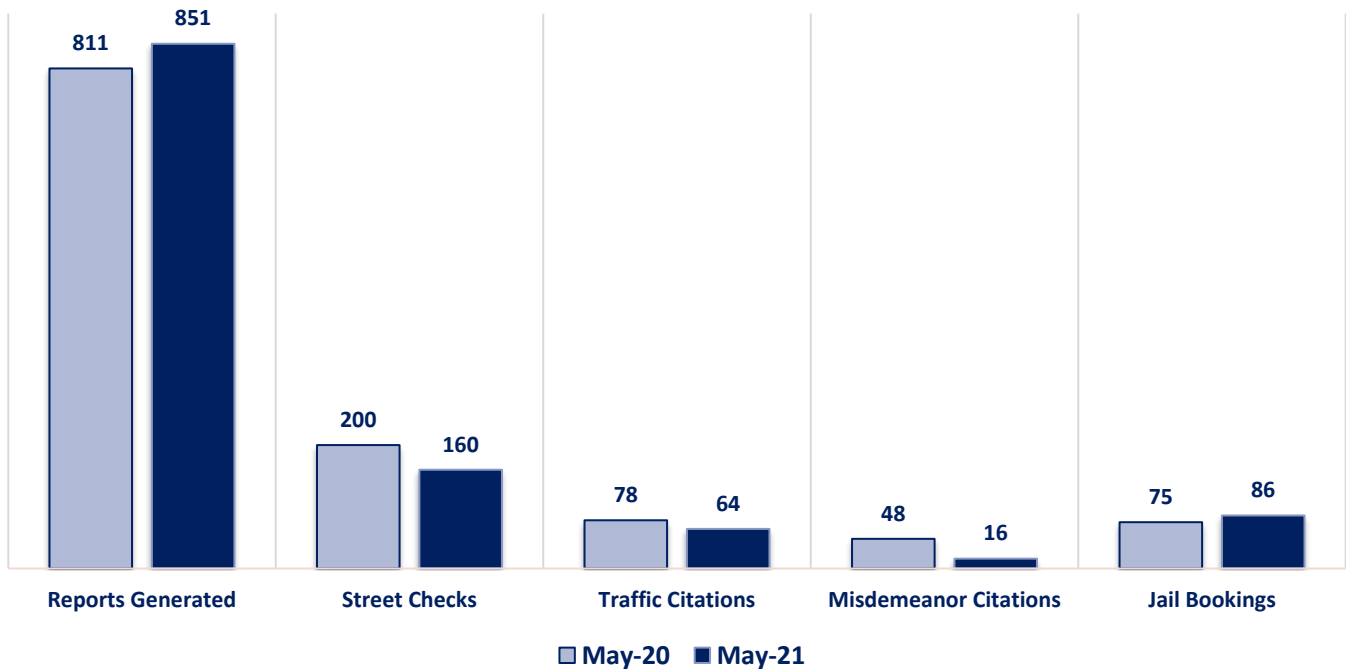
Part II Offenses



Non-UCR Offenses

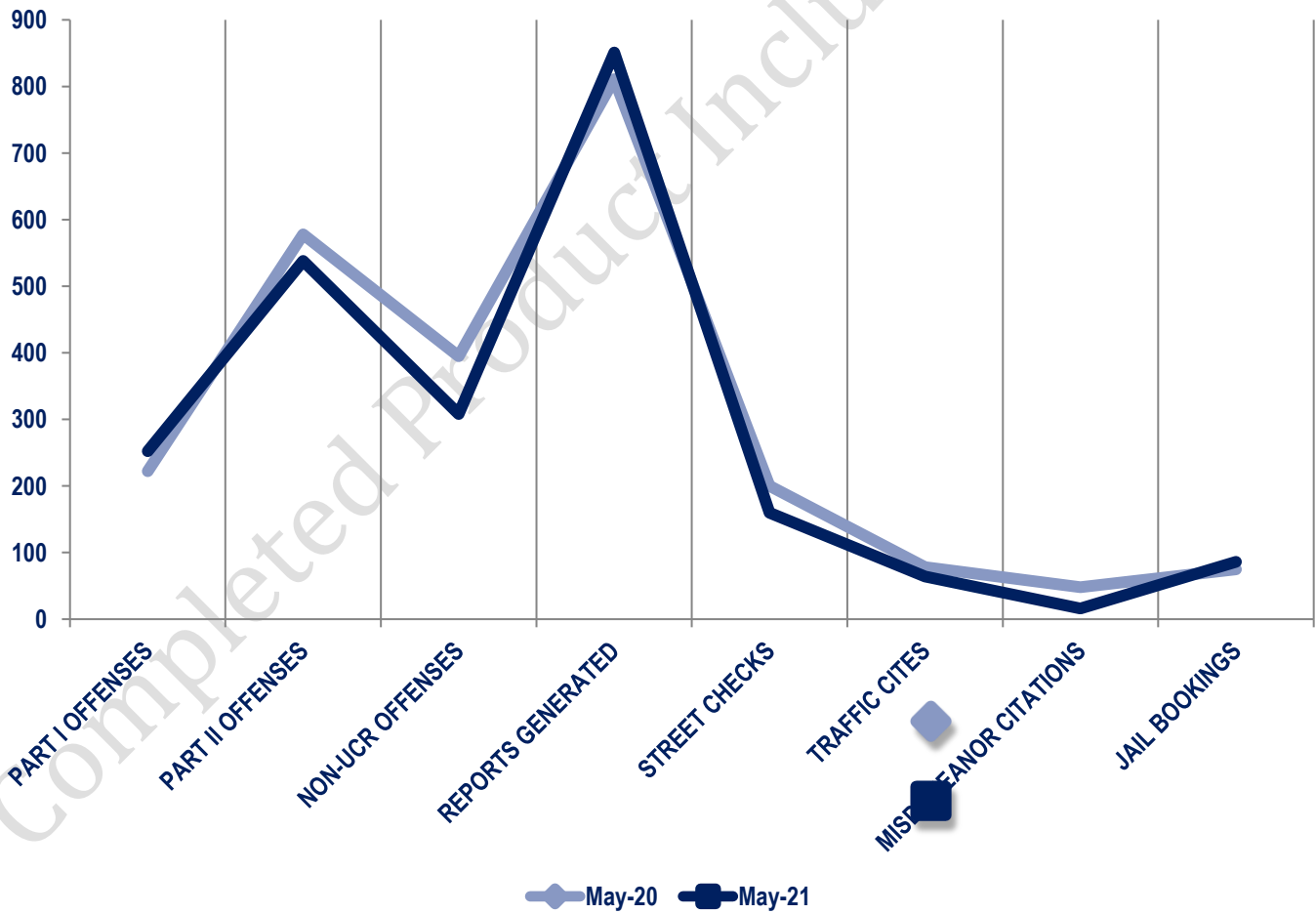


Other Event Totals



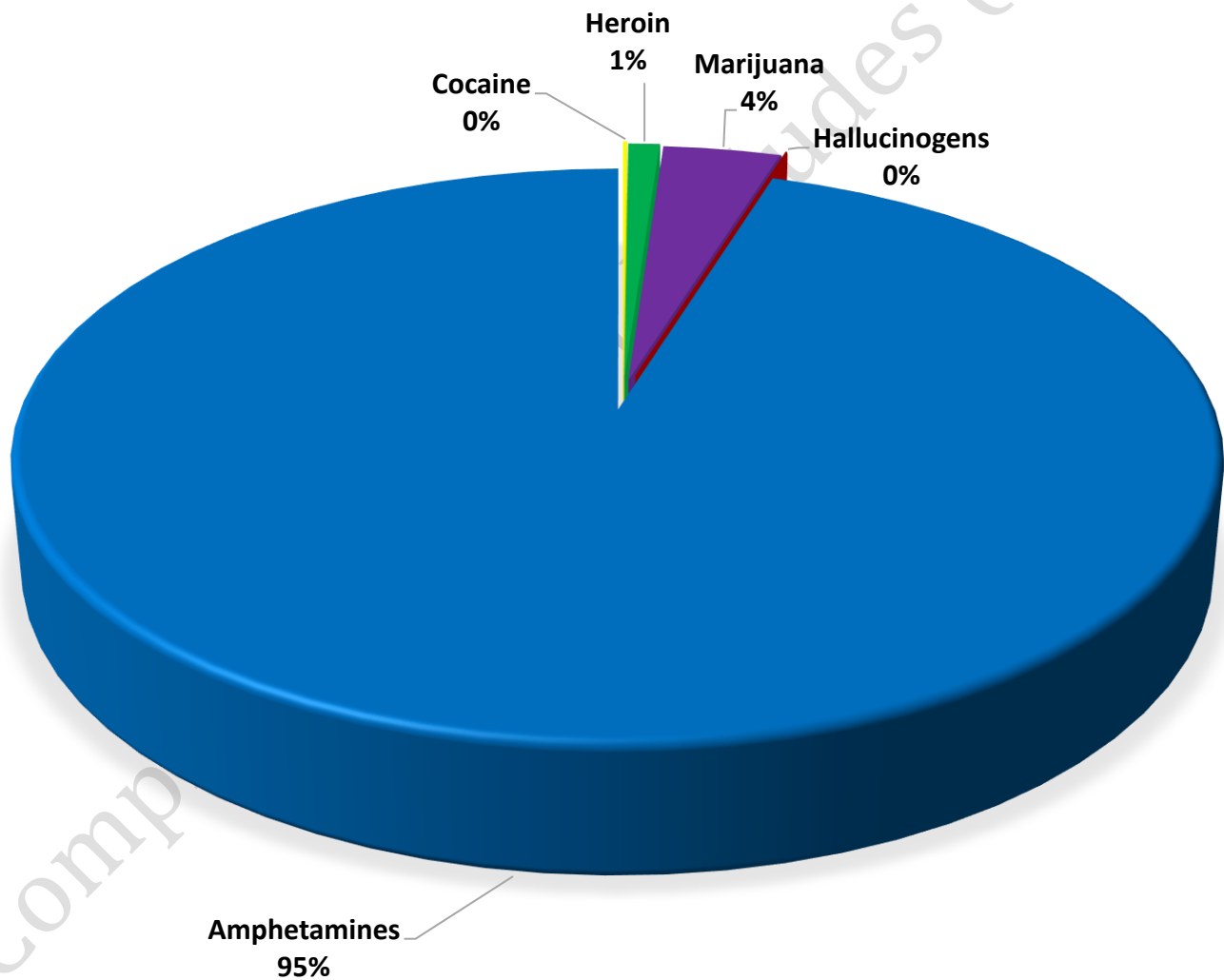
Combined Offense/Event Trends

	MAY 2020	MAY 2021
Part I Offenses	222	252
Part II Offenses	578	538
NonUCR Offenses	395	308
Reports Generated	811	851
Street Checks	200	160
Traffic Citations	78	64
Misdemeanor Citations	48	16
Jail Bookings	75	86

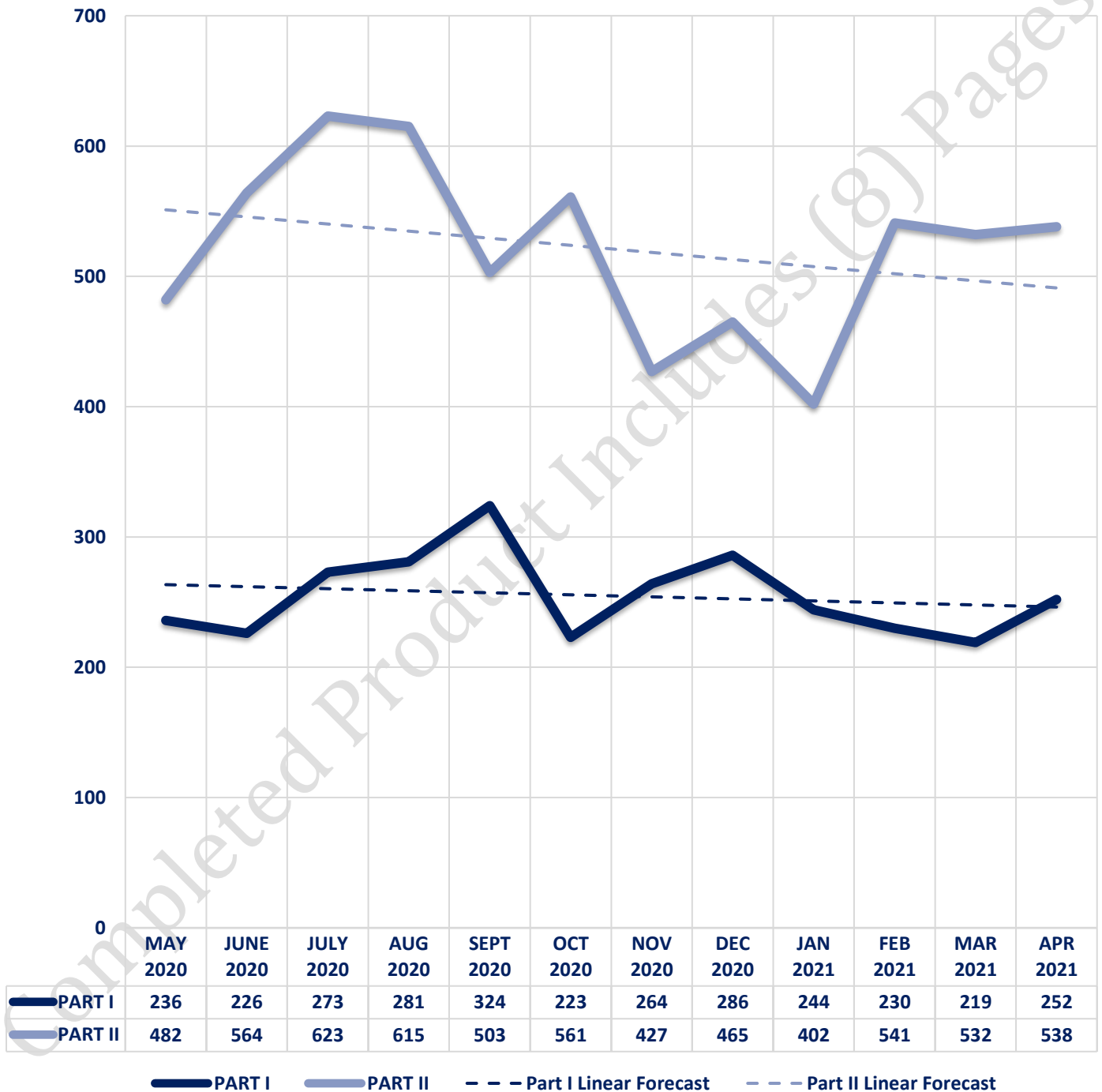


Seized Drugs

TYPE	DOSES	STREET VALUE
Cocaine	113.0	\$ 1,130.00
Heroin	858.1	\$ 8,581.00
Marijuana	3221.9	\$ 19,331.15
Hallucinogens	0.0	\$ -
Amphetamines	82869.5	\$ 828,695.49
TOTAL	87062.5	\$ 857,737.64



Part I & II Offenses - One Year





CITY COUNCIL DISTRICT #2

MONTHLY OFFENSE SUMMARY

June 2021

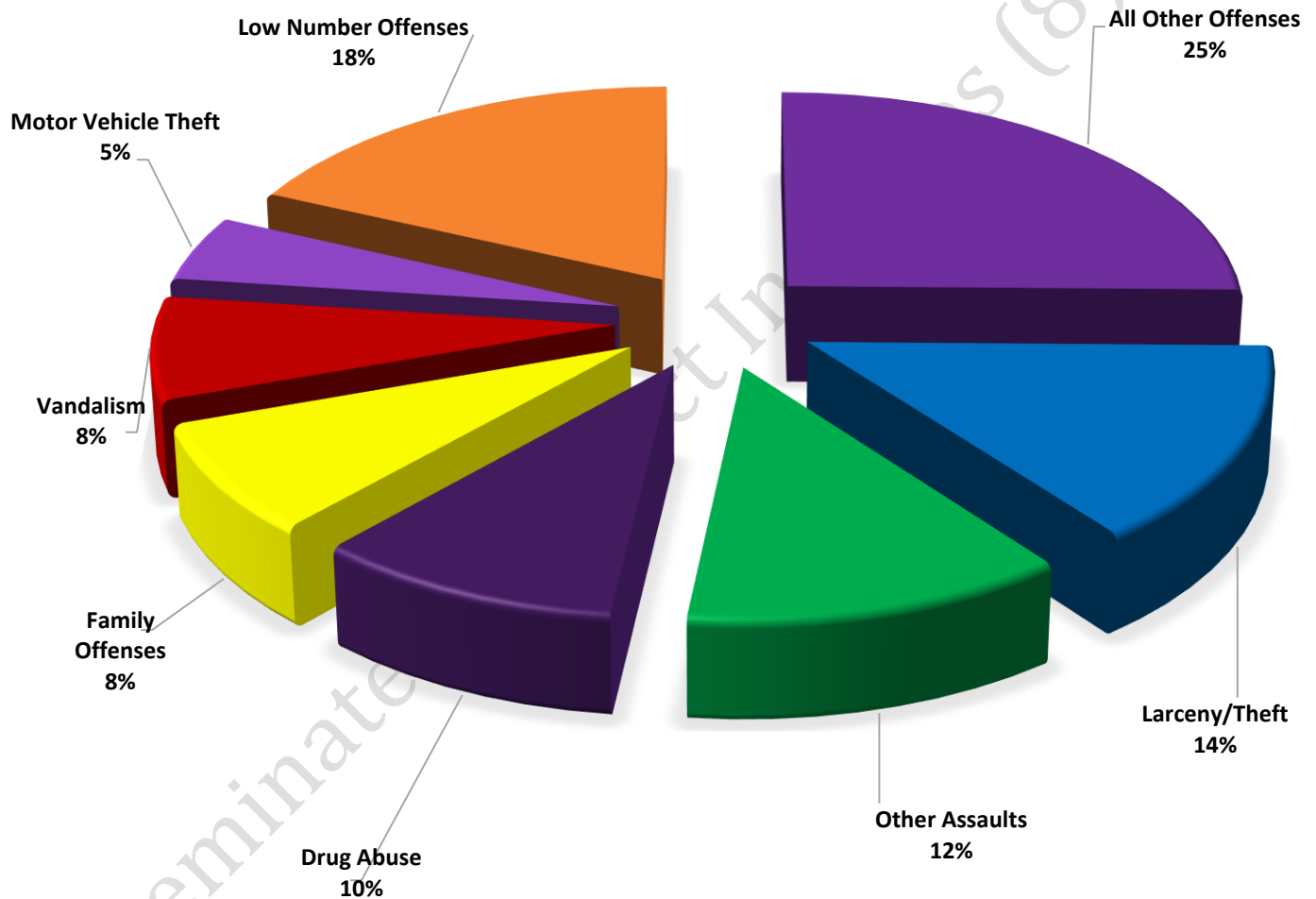
These figures represent preliminary counts of original Police Incident Reports and include all offenses within the above listed City Council District only. Full statistical analysis to determine the confidence level of this data has not been performed. The results contained herein are approximate in relation to the listed area and may not fully coincide with data shown in other areas of SLCPD's Crime Statistics page such as Calls for Service, Crimes Trending, and Crime Reports due to and reflective of departmental procedures that were in place at the time the event occurred and the date this data was compiled. Results displayed are not distinguished as attempted or completed crimes, do not include other calls for police service, and only represent police service where a report was made. Police Incident Reports are classified by primary offense categories as defined by the Uniform Crime Reporting (UCR) system, however for this report all offenses are included, and each incident may have more than one offense listed on it. In cases where there is more than one offense listed, all offenses are counted individually. Although every reasonable verification effort is made, the accuracy of any data is subject to the constraints of the report generation process as well as the manner, format, and point in time of any query.

PART I OFFENSES:	Chosen by the FBI as Part I Offenses because they are serious crimes that occur with regularity in all areas of the country and are likely to be reported to Police.
PART II OFFENSES:	All other crimes other than the eight Part I Offenses. The Uniform Crime Reporting Program gathers only arrest data for Part II Offenses, however, SLCPD results displayed in this document display all Part II Offenses, regardless of the presence of arrest data.
ALL OTHER OFFENSES:	Under the Part II Offense section, 'All Other Offenses' include Peeping Tom, Trespass, Kidnap/Abduction, Pornography, Extortion/Blackmail, Bribery, Warrants, Sexual Offenses, Obstruction, Public Peace, and Hit & Run.
NON-UCR OFFENSES:	Non-UCR Offenses include reports for all other offenses not classified as a Part I or Part II Offense. Results displayed separate some of these offenses such as Ambulance Calls, Deaths, Missing Persons, Suicides, Suspicious Activity, and Traffic Accidents.
ALL OTHER NON-UCR:	Under the Non-UCR category, 'All Other' include the remainder of offenses not classified as Part I or Part II and not separated from the Non-UCR Offenses. These include things such as Loud Parties, Barking Dogs, Mentally Ill Subjects, Citizen Assistance, etc.
LOW NUMBER OFFENSES:	On page two, in the interest of space and allowing for easier viewing, the category titled 'Low Number Offenses' include Part I and Part II Offenses from page one that have totals under the amount of 20.

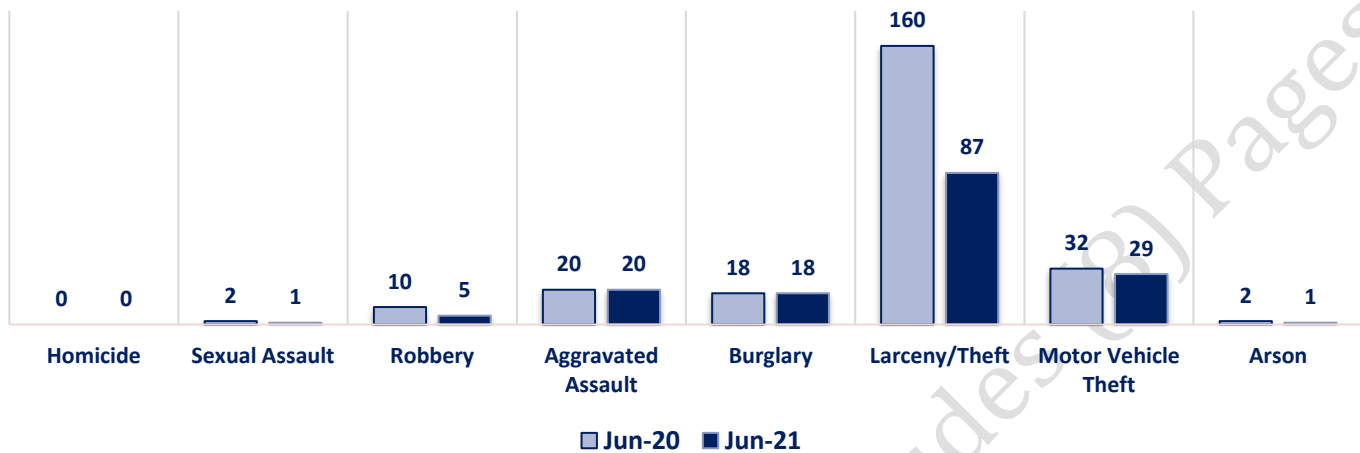
Offenses

	OFFENSE	JUN 20	JUN 21	OFFENSE	JUN 20	JUN 21	
PART I OFFENSES	VIOLENT	Homicide	0	0	Other Assaults	92	73
		Sexual Assault	2	1	Forgery/Counterfeit	5	4
		Robbery	10	5	Fraud	27	15
		Aggravated Assault	20	20	Embezzlement	0	0
		Burglary	18	18	Stolen Property	10	10
	PROPERTY	Larceny/Theft	160	87	Vandalism	61	45
		Motor Vehicle Theft	32	29	Weapons	14	14
		Arson	2	1	Prostitution	1	0
		PART I TOTALS	244	161	Sex Offenses	3	2
NON-UCR OFFENSES		Ambulance Calls	24	27	Drug Abuse	55	59
		Deaths	5	3	Gambling	0	0
		Missing Persons	7	4	Family Offenses	63	48
		Suicides	1	0	DUI	5	10
		Suspicious Activity	35	16	Liquor Laws	1	1
		Traffic Accidents	65	69	Drunkenness	9	3
		All Other	237	183	Disorderly Conduct	8	5
		NON-UCR TOTALS	374	302	All Other Offenses	135	152
		PART I OFFENSES	244	161	Curfew/Loitering	0	0
TOTALS		PART II OFFENSES	492	441	Runaway	3	0
		NON-UCR OFFENSES	374	302	PART II TOTALS	492	441
		TOTAL	1110	904			

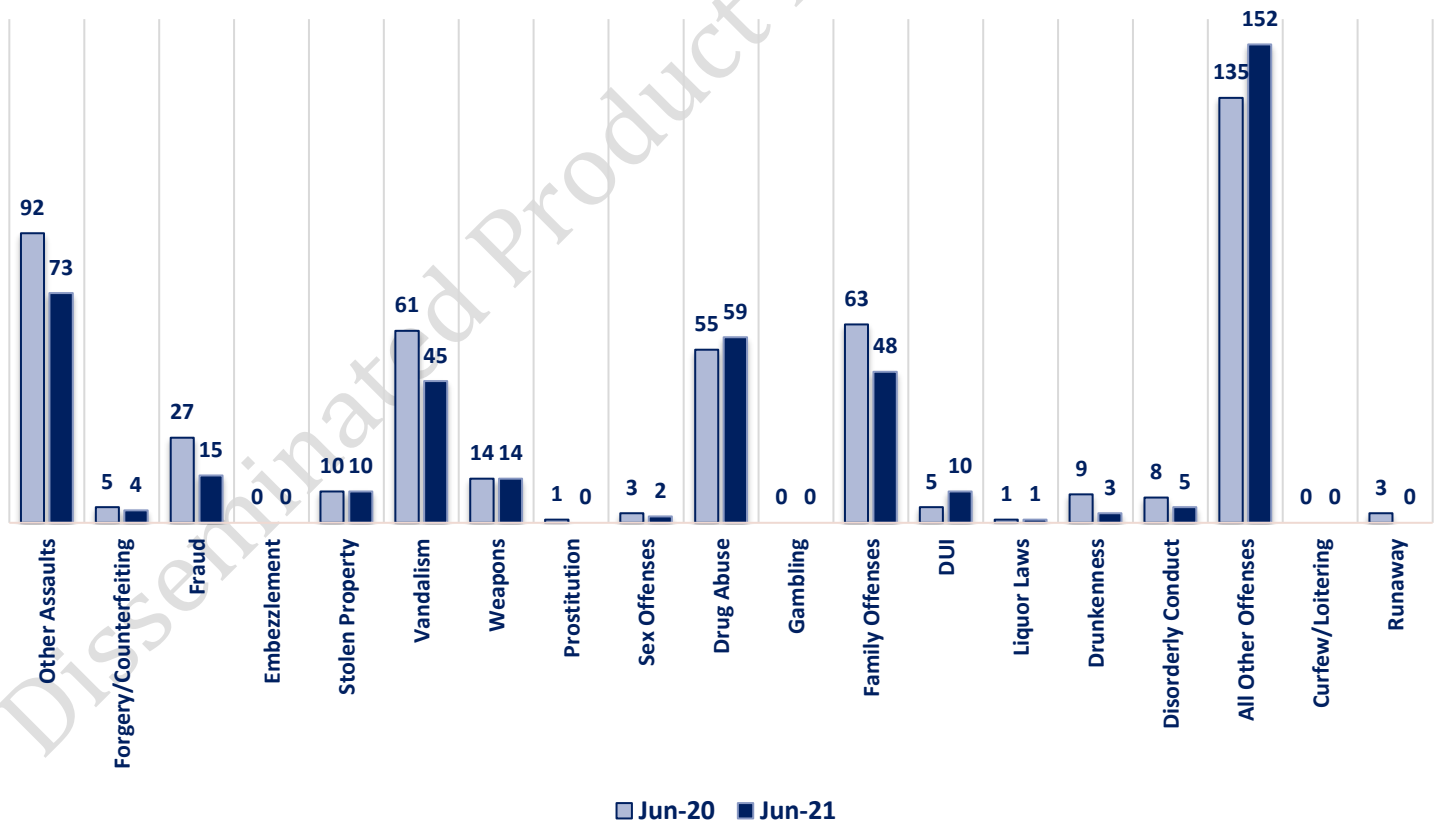
JUNE 2021- PART I & II OFFENSE PERCENTAGES



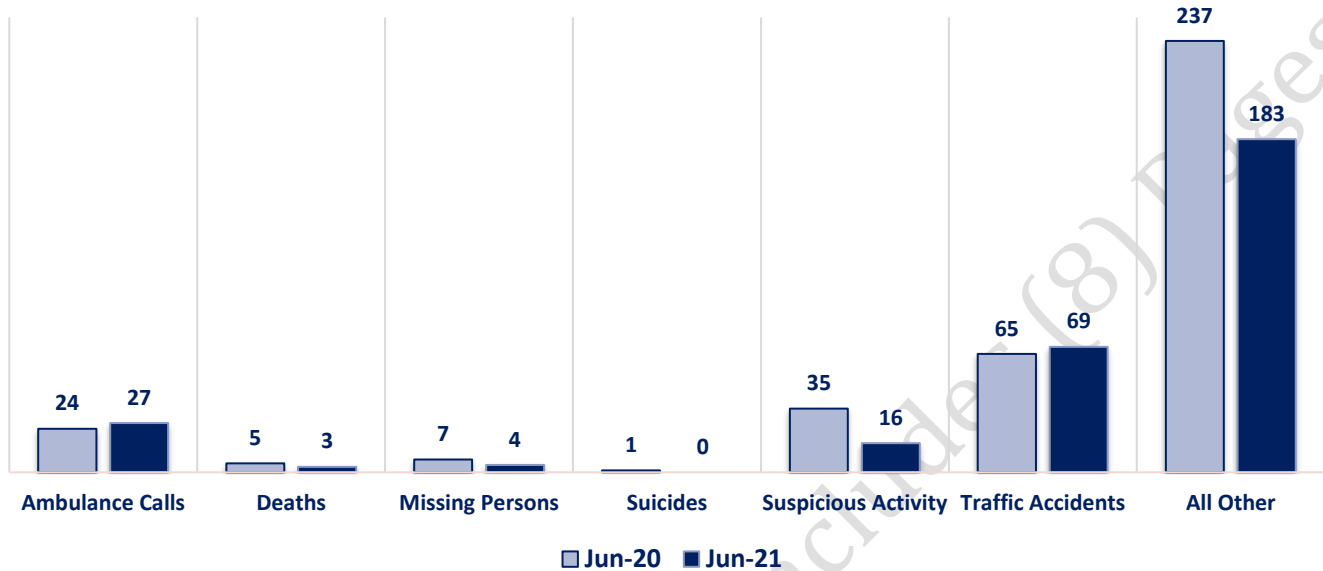
Part I Offenses



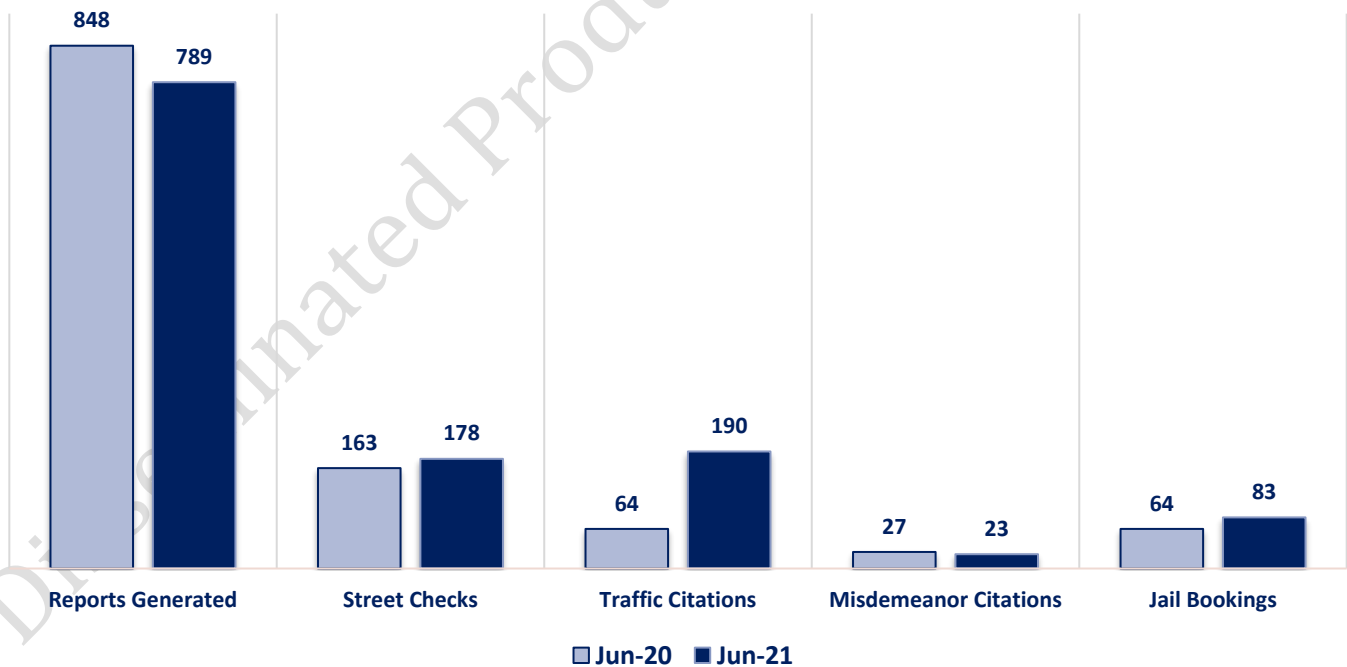
Part II Offenses



Non-UCR Offenses

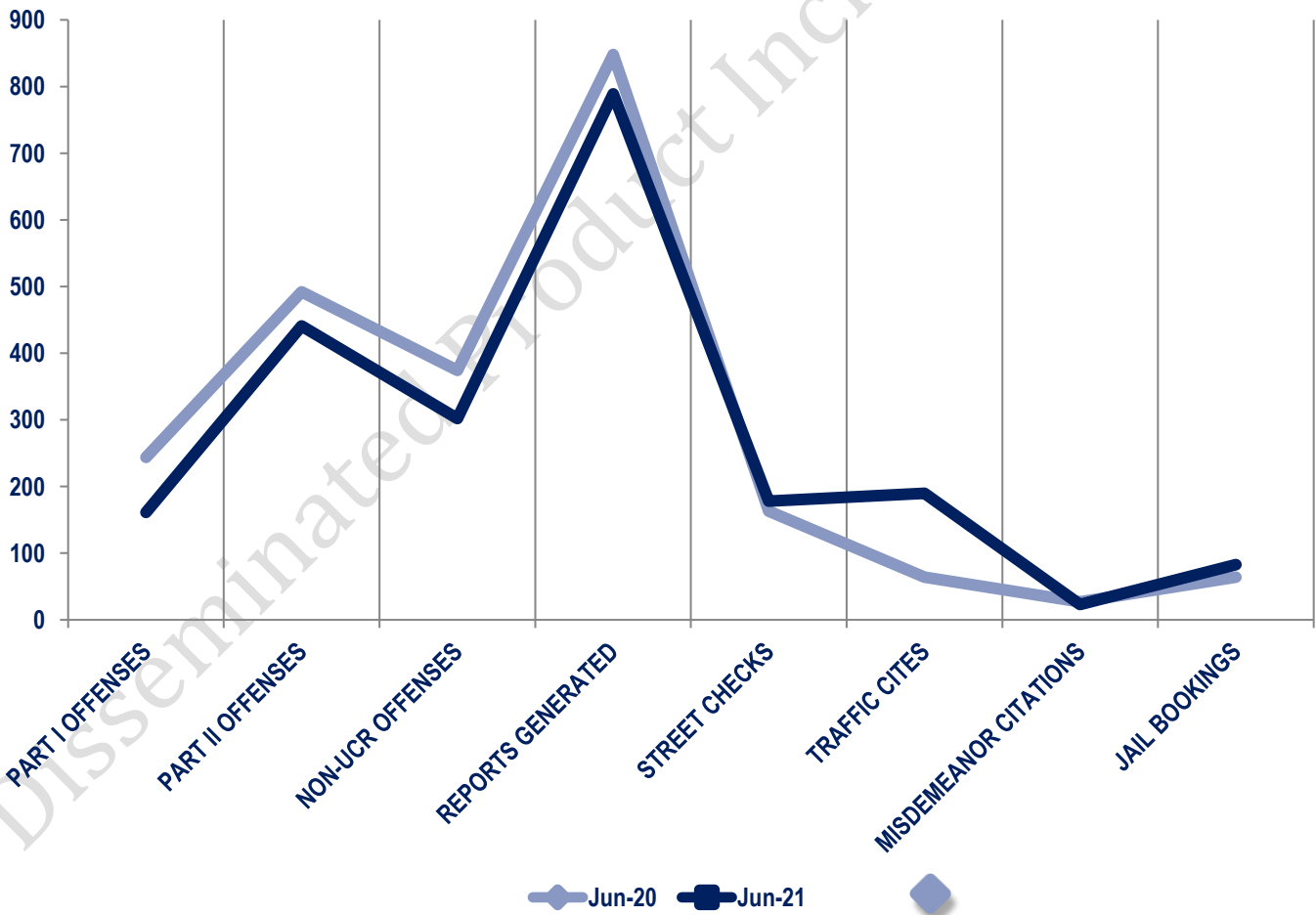


Other Event Totals



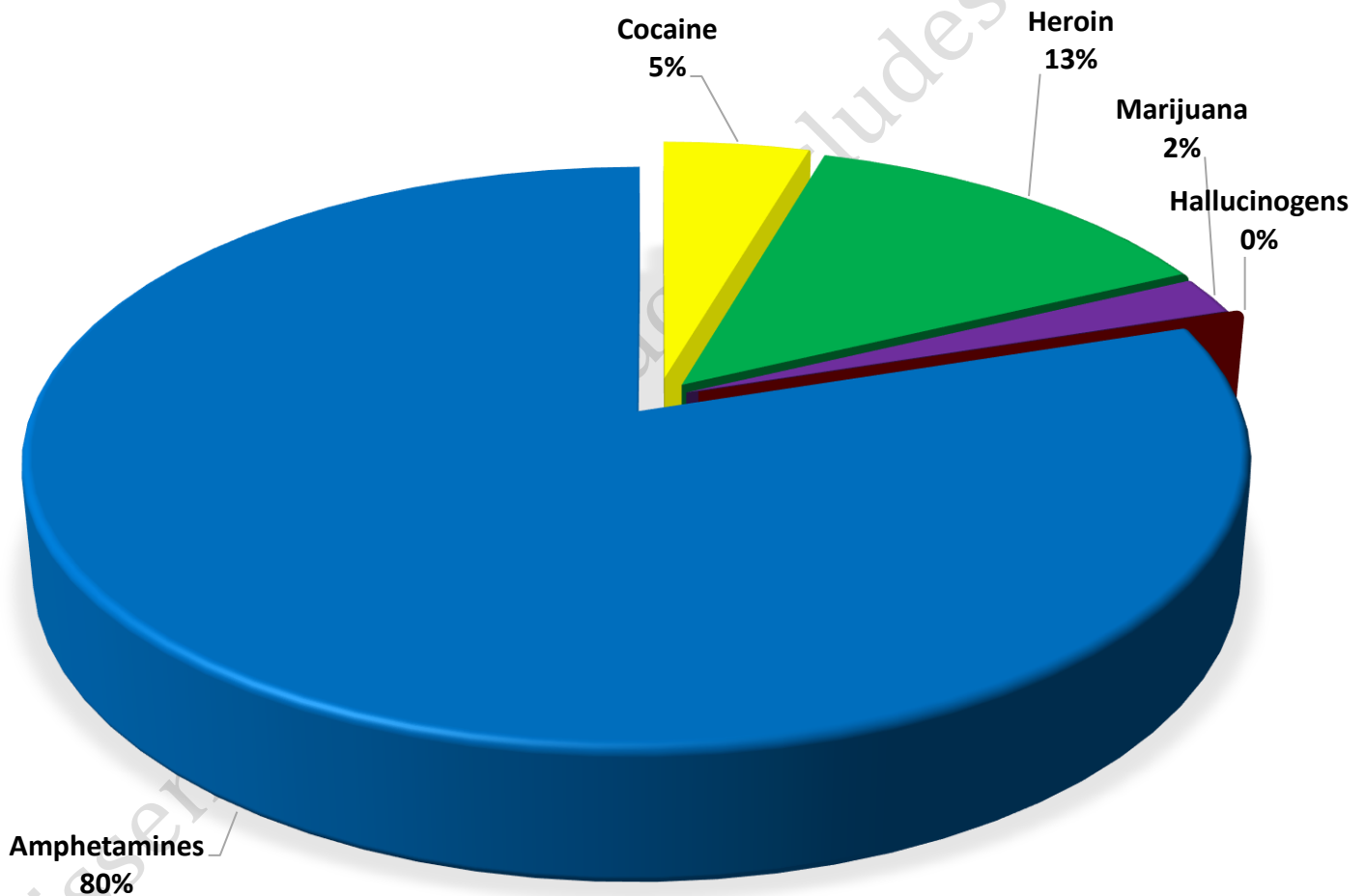
Combined Offense/Event Trends

	JUN 2020	JUN 2021
Part I Offenses	244	161
Part II Offenses	492	441
NonUCR Offenses	374	302
Reports Generated	848	789
Street Checks	163	178
Traffic Citations	64	190
Misdemeanor Citations	27	23
Jail Bookings	64	83

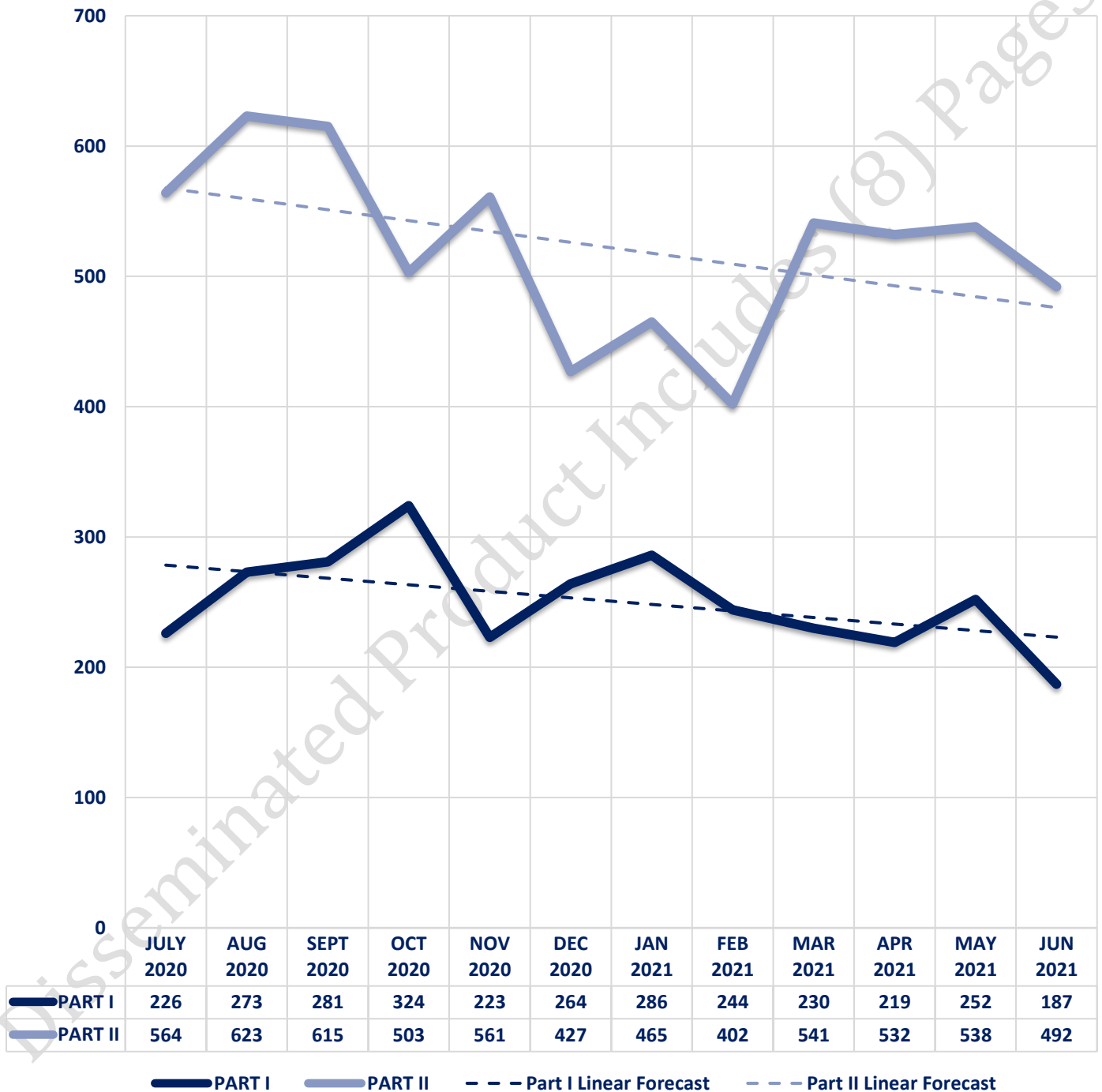


Seized Drugs

TYPE	DOSES	STREET VALUE
Cocaine	308.0	\$ 3,080.00
Heroin	907.7	\$ 9,077.00
Marijuana	143.3	\$ 859.80
Hallucinogens	0.0	\$ -
Amphetamines	5434.5	\$ 54,345.00
TOTAL	6793.5	\$ 67,361.80



Part I & II Offenses - One Year





CITY COUNCIL DISTRICT #2

MONTHLY OFFENSE SUMMARY

July 2021

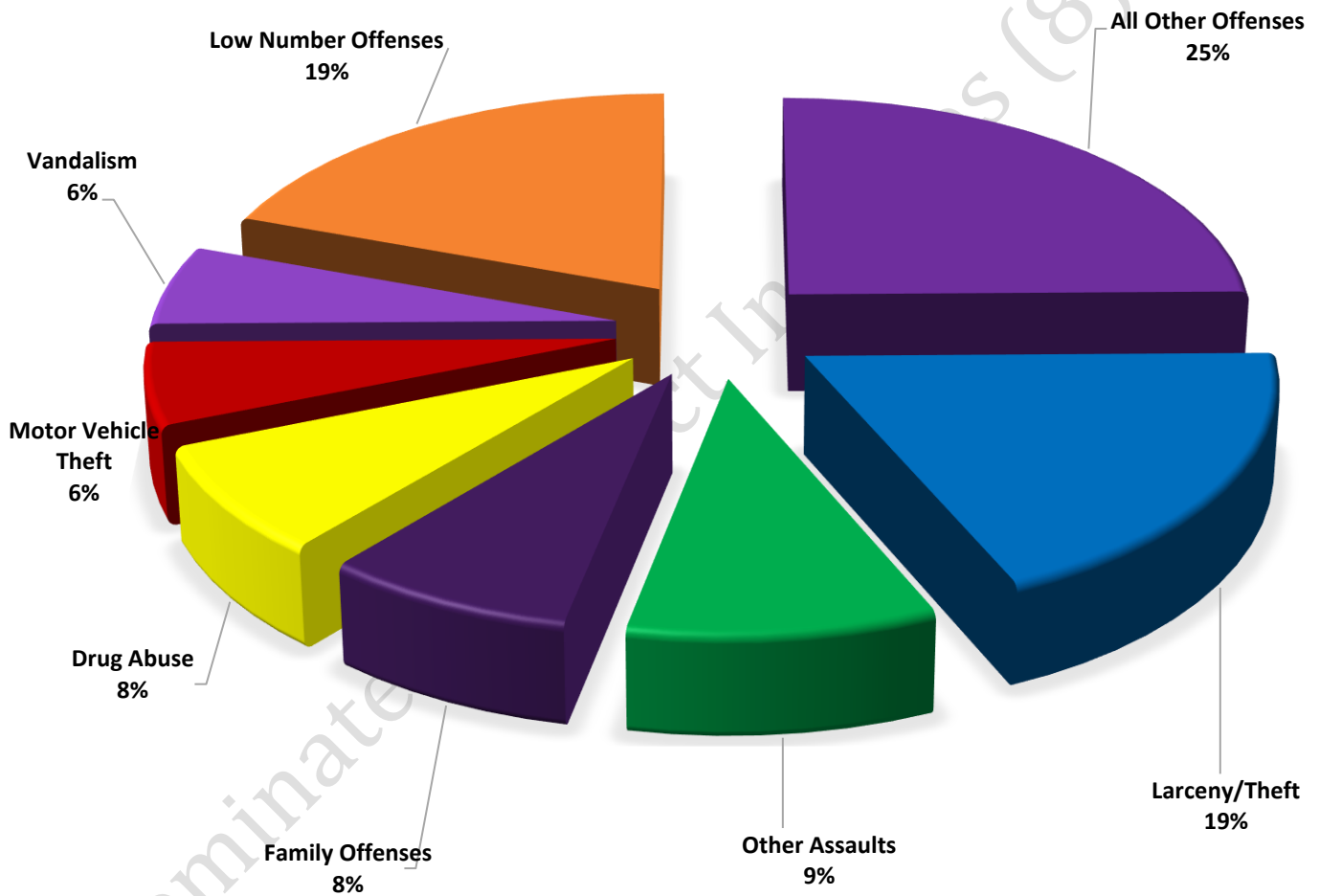
These figures represent preliminary counts of original Police Incident Reports and include all offenses within the above listed City Council District only. Full statistical analysis to determine the confidence level of this data has not been performed. The results contained herein are approximate in relation to the listed area and may not fully coincide with data shown in other areas of SLCPD's Crime Statistics page such as Calls for Service, Crimes Trending, and Crime Reports due to and reflective of departmental procedures that were in place at the time the event occurred and the date this data was compiled. Results displayed are not distinguished as attempted or completed crimes, do not include other calls for police service, and only represent police service where a report was made. Police Incident Reports are classified by primary offense categories as defined by the Uniform Crime Reporting (UCR) system, however for this report all offenses are included, and each incident may have more than one offense listed on it. In cases where there is more than one offense listed, all offenses are counted individually. Although every reasonable verification effort is made, the accuracy of any data is subject to the constraints of the report generation process as well as the manner, format, and point in time of any query.

PART I OFFENSES:	Chosen by the FBI as Part I Offenses because they are serious crimes that occur with regularity in all areas of the country and are likely to be reported to Police.
PART II OFFENSES:	All other crimes other than the eight Part I Offenses. The Uniform Crime Reporting Program gathers only arrest data for Part II Offenses, however, SLCPD results displayed in this document display all Part II Offenses, regardless of the presence of arrest data.
ALL OTHER OFFENSES:	Under the Part II Offense section, 'All Other Offenses' include Peeping Tom, Trespass, Kidnap/Abduction, Pornography, Extortion/Blackmail, Bribery, Warrants, Sexual Offenses, Obstruction, Public Peace, and Hit & Run.
NON-UCR OFFENSES:	Non-UCR Offenses include reports for all other offenses not classified as a Part I or Part II Offense. Results displayed separate some of these offenses such as Ambulance Calls, Deaths, Missing Persons, Suicides, Suspicious Activity, and Traffic Accidents.
ALL OTHER NON-UCR:	Under the Non-UCR category, 'All Other' include the remainder of offenses not classified as Part I or Part II and not separated from the Non-UCR Offenses. These include things such as Loud Parties, Barking Dogs, Mentally Ill Subjects, Citizen Assistance, etc.
LOW NUMBER OFFENSES:	On page two, in the interest of space and allowing for easier viewing, the category titled 'Low Number Offenses' include Part I and Part II Offenses from page one that have totals under the amount of 23.

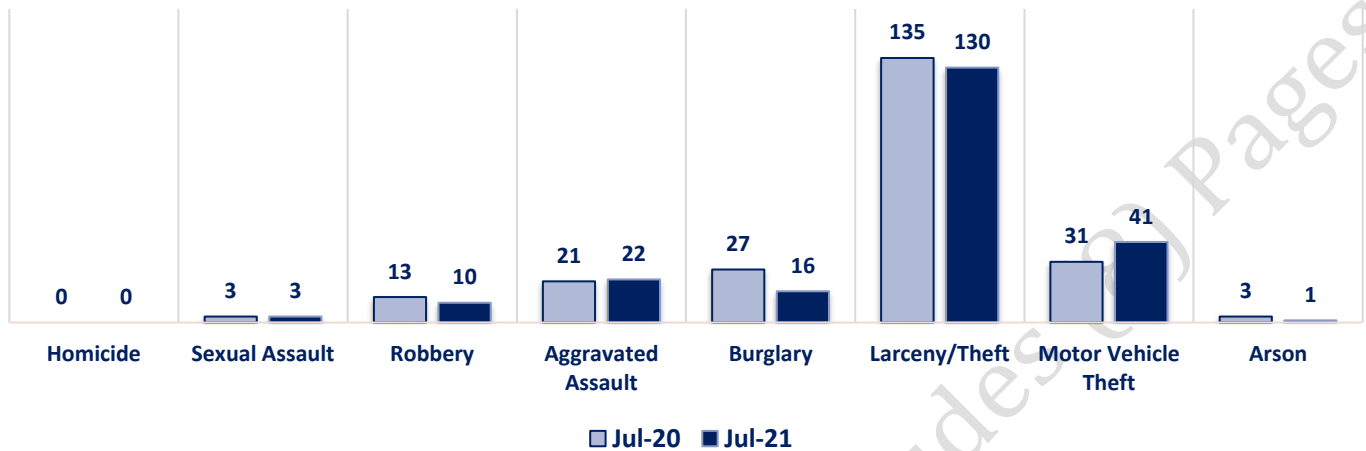
Offenses

	OFFENSE	JUL 20	JUL 21	OFFENSE	JUL 20	JUL 21	
PART I OFFENSES	VIOLENT	Homicide	0	0	Other Assaults	80	67
		Sexual Assault	3	3	Forgery/Counterfeit	6	9
		Robbery	13	10	Fraud	30	23
		Aggravated Assault	21	22	Embezzlement	0	0
	PROPERTY	Burglary	27	16	Stolen Property	13	9
		Larceny/Theft	135	130	Vandalism	69	40
		Motor Vehicle Theft	31	41	Weapons	16	12
		Arson	3	1	Prostitution	4	0
		PART I TOTALS	233	223	Sex Offenses	5	7
NON-UCR OFFENSES		Ambulance Calls	28	19	Drug Abuse	82	54
		Deaths	7	4	Gambling	0	0
		Missing Persons	9	7	Family Offenses	52	55
		Suicides	0	0	DUI	8	8
		Suspicious Activity	31	20	Liquor Laws	1	2
		Traffic Accidents	78	87	Drunkenness	14	6
		All Other	275	213	Disorderly Conduct	9	7
		NON-UCR TOTALS	428	350	All Other Offenses	189	172
		PART I OFFENSES	233	223	Curfew/Loitering	0	0
TOTALS		PART II OFFENSES	584	471	Runaway	6	0
		NON-UCR OFFENSES	428	350	PART II TOTALS	584	471
		TOTAL	1245	1044			

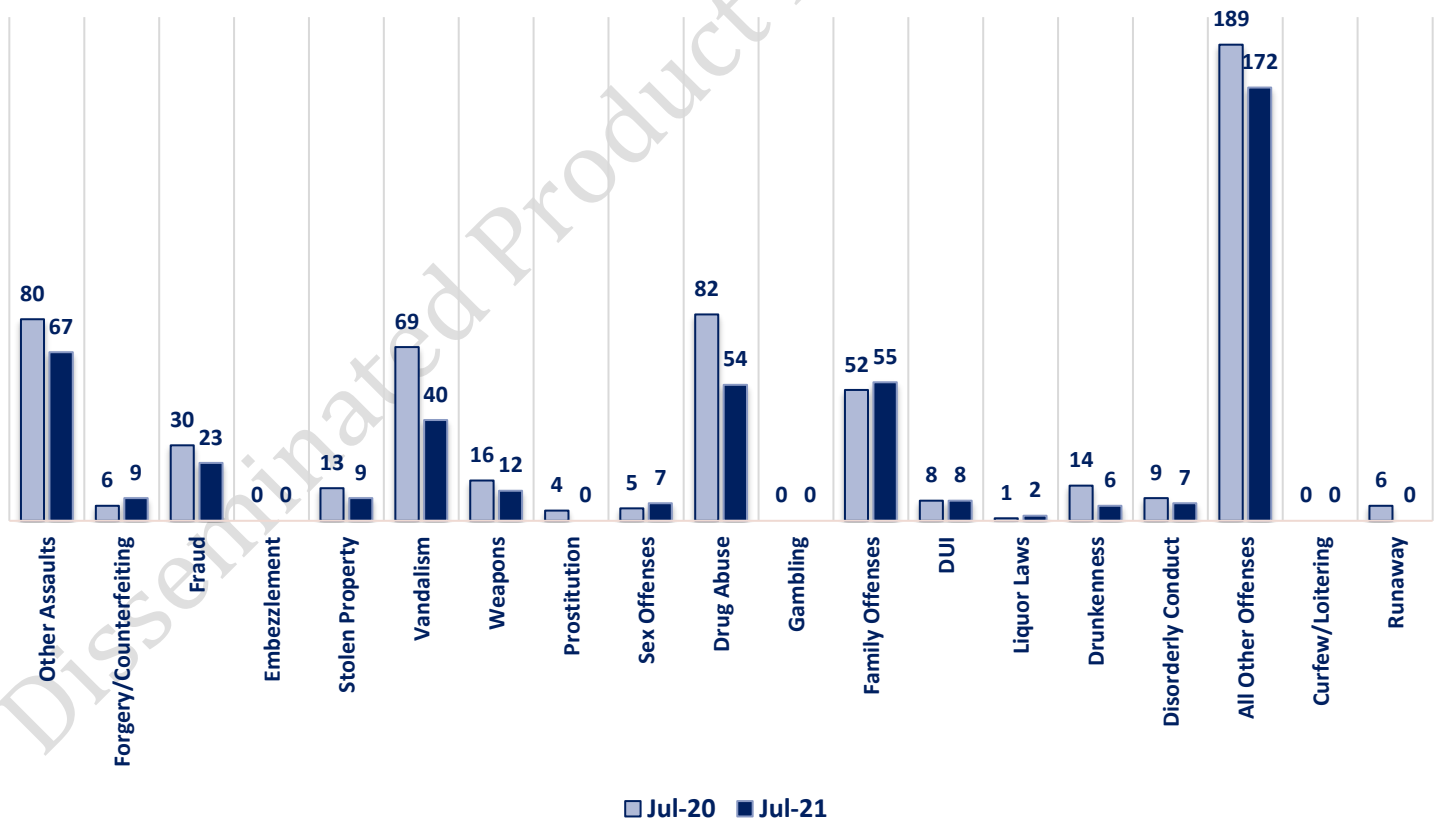
JULY 2021- PART I & II OFFENSE PERCENTAGES



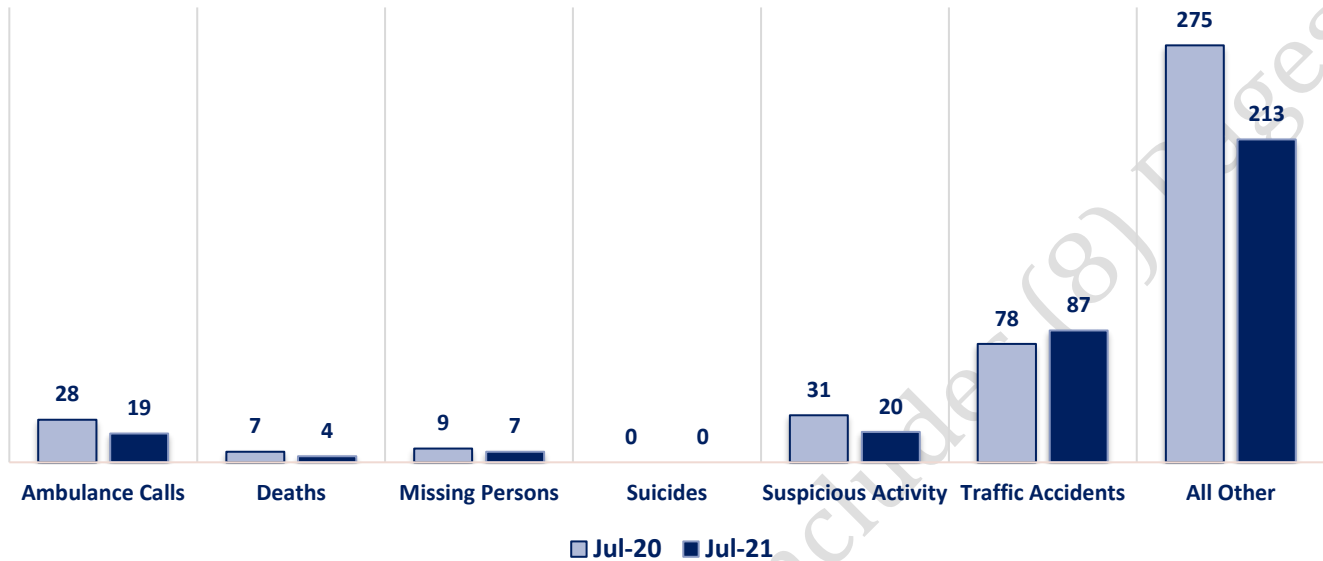
Part I Offenses



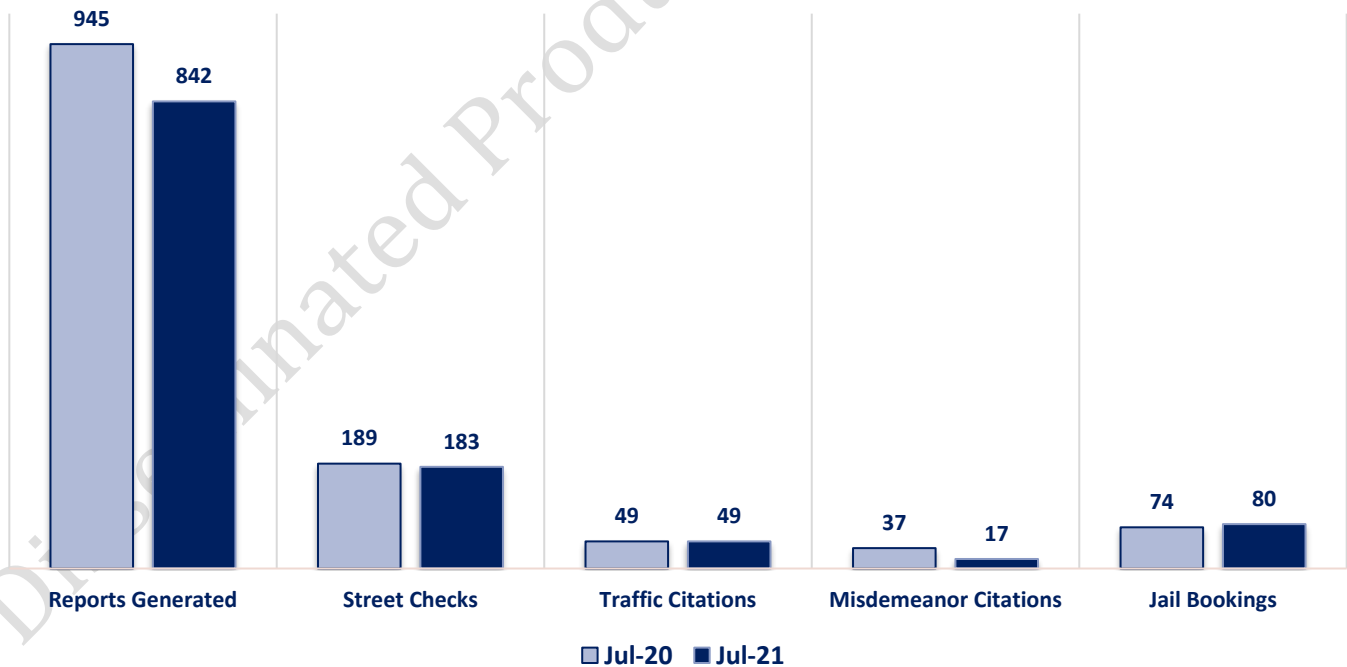
Part II Offenses



Non-UCR Offenses

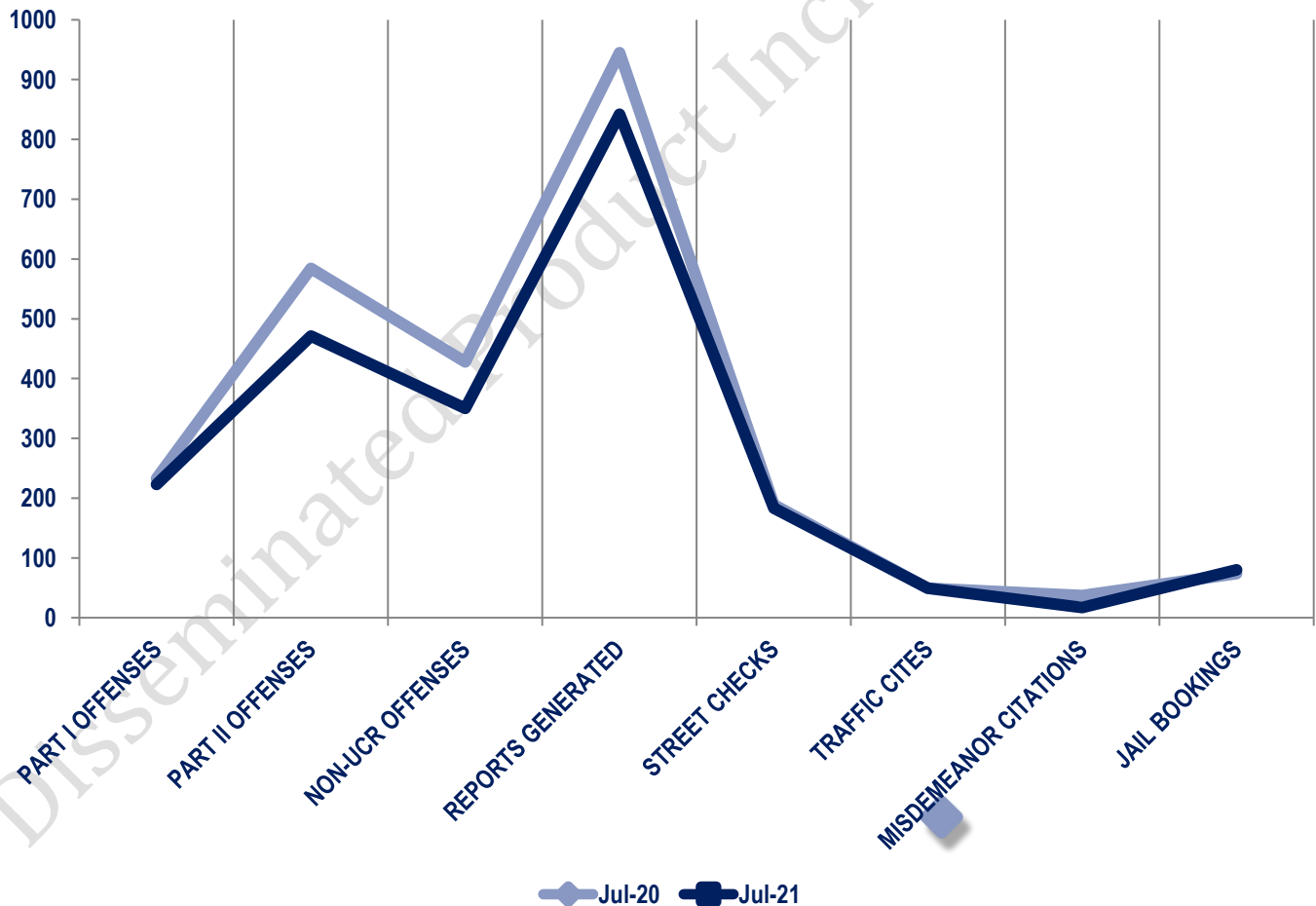


Other Event Totals



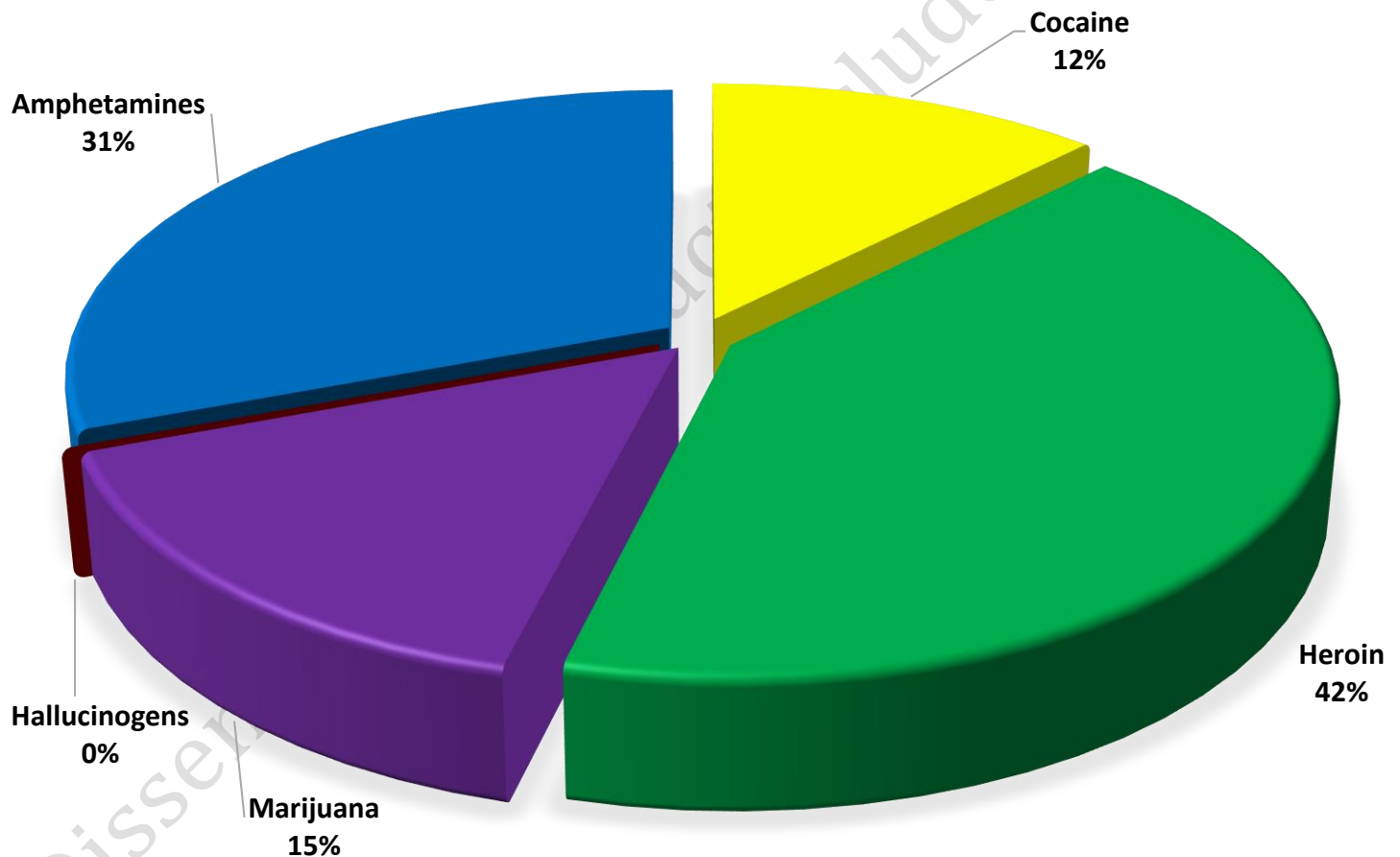
Combined Offense/Event Trends

	JUL 2020	JUL 2021
Part I Offenses	233	223
Part II Offenses	584	471
NonUCR Offenses	428	350
Reports Generated	945	842
Street Checks	189	183
Traffic Citations	49	49
Misdemeanor Citations	37	17
Jail Bookings	74	80

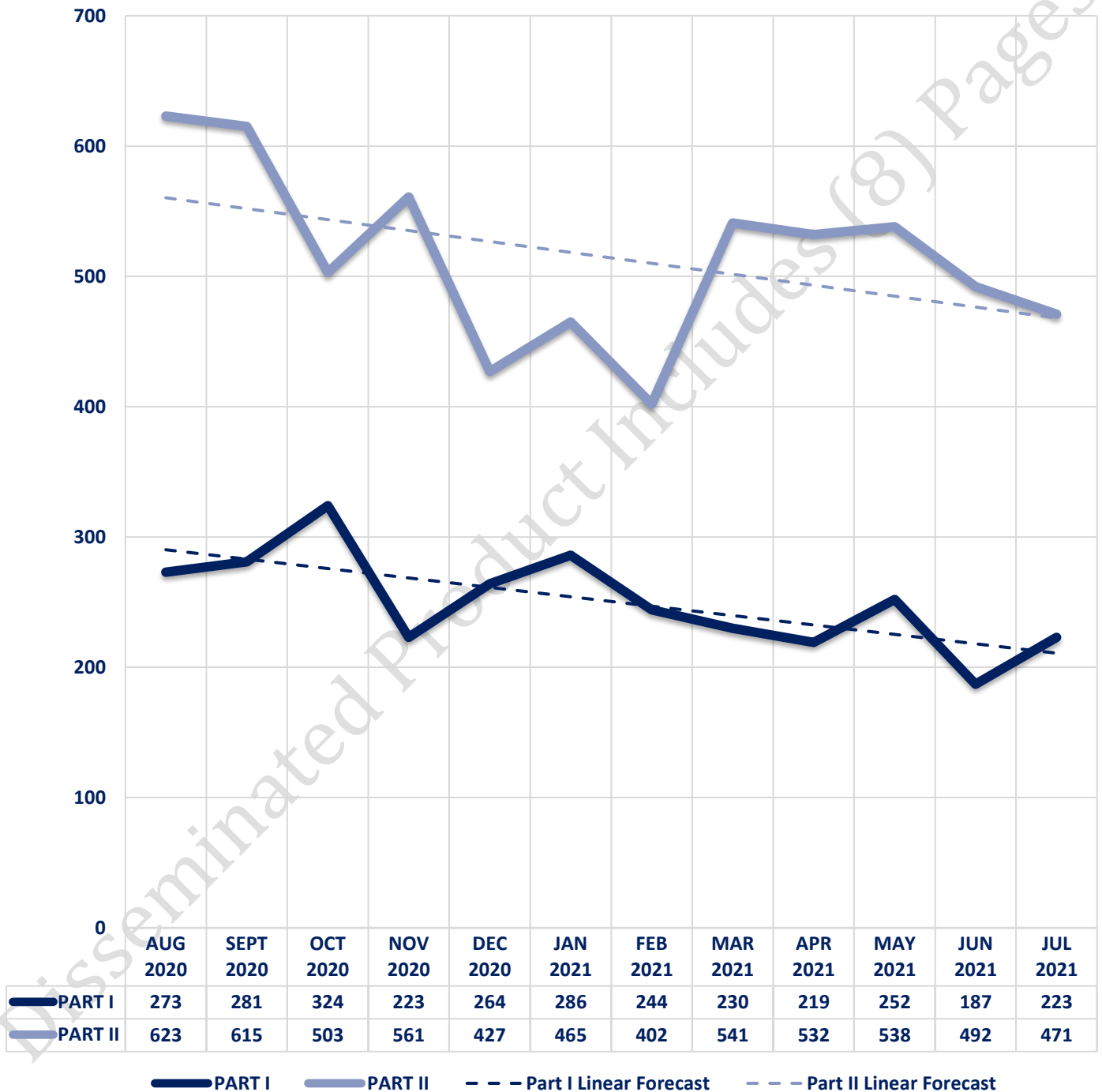


Seized Drugs

TYPE	DOSES	STREET VALUE
Cocaine	348.1	\$ 3,481.00
Heroin	1170.0	\$ 11,700.00
Marijuana	431.6	\$ 2,589.84
Hallucinogens	0.0	\$ -
Amphetamines	865.0	\$ 8,650.00
TOTAL	2814.7	\$ 26,420.84



Part I & II Offenses - One Year





CITY COUNCIL DISTRICT #2

MONTHLY OFFENSE SUMMARY

August 2021

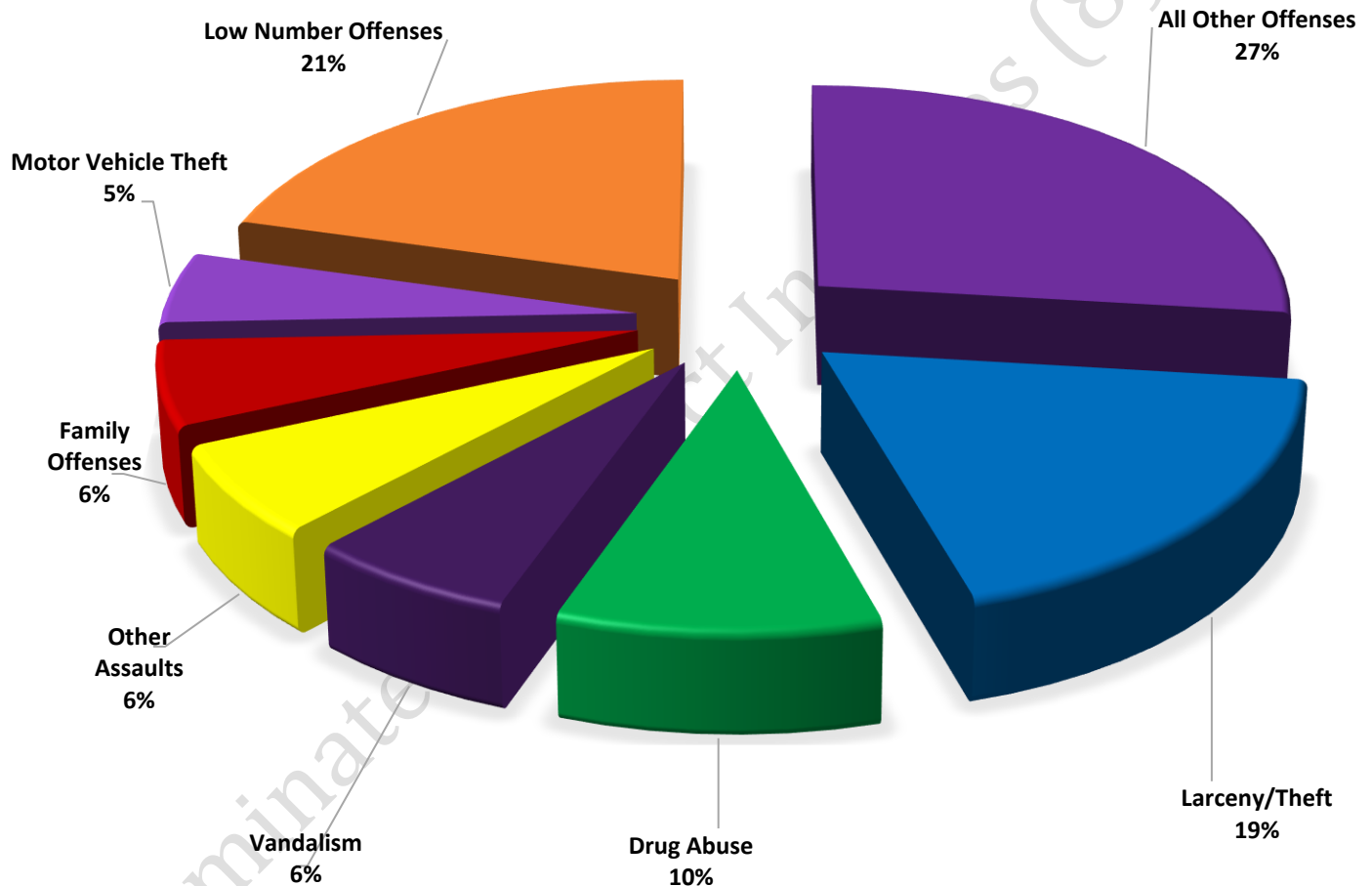
These figures represent preliminary counts of original Police Incident Reports and include all offenses within the above listed City Council District only. Full statistical analysis to determine the confidence level of this data has not been performed. The results contained herein are approximate in relation to the listed area and may not fully coincide with data shown in other areas of SLCPD's Crime Statistics page such as Calls for Service, Crimes Trending, and Crime Reports due to and reflective of departmental procedures that were in place at the time the event occurred and the date this data was compiled. Results displayed are not distinguished as attempted or completed crimes, do not include other calls for police service, and only represent police service where a report was made. Police Incident Reports are classified by primary offense categories as defined by the Uniform Crime Reporting (UCR) system, however for this report all offenses are included, and each incident may have more than one offense listed on it. In cases where there is more than one offense listed, all offenses are counted individually. Although every reasonable verification effort is made, the accuracy of any data is subject to the constraints of the report generation process as well as the manner, format, and point in time of any query.

PART I OFFENSES:	Chosen by the FBI as Part I Offenses because they are serious crimes that occur with regularity in all areas of the country and are likely to be reported to Police.
PART II OFFENSES:	All other crimes other than the eight Part I Offenses. The Uniform Crime Reporting Program gathers only arrest data for Part II Offenses, however, SLCPD results displayed in this document display all Part II Offenses, regardless of the presence of arrest data.
ALL OTHER OFFENSES:	Under the Part II Offense section, 'All Other Offenses' include Peeping Tom, Trespass, Kidnap/Abduction, Pornography, Extortion/Blackmail, Bribery, Warrants, Sexual Offenses, Obstruction, Public Peace, and Hit & Run.
NON-UCR OFFENSES:	Non-UCR Offenses include reports for all other offenses not classified as a Part I or Part II Offense. Results displayed separate some of these offenses such as Ambulance Calls, Deaths, Missing Persons, Suicides, Suspicious Activity, and Traffic Accidents.
ALL OTHER NON-UCR:	Under the Non-UCR category, 'All Other' include the remainder of offenses not classified as Part I or Part II and not separated from the Non-UCR Offenses. These include things such as Loud Parties, Barking Dogs, Mentally Ill Subjects, Citizen Assistance, etc.
LOW NUMBER OFFENSES:	On page two, in the interest of space and allowing for easier viewing, the category titled 'Low Number Offenses' include Part I and Part II Offenses from page one that have totals under the amount of 29.

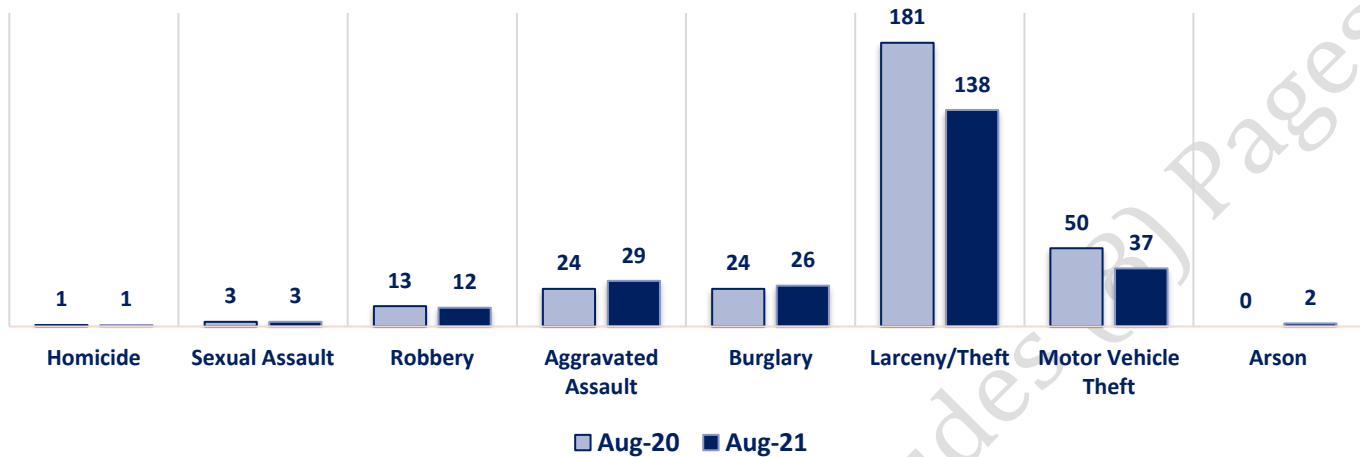
Offenses

	OFFENSE	AUG 20	AUG 21	OFFENSE	AUG 20	AUG 21
PART I OFFENSES	Homicide	1	1	Other Assaults	68	47
	Sexual Assault	3	3	Forgery/Counterfeit	8	4
	Robbery	13	12	Fraud	34	23
	Aggravated Assault	24	29	Embezzlement	0	0
	Burglary	24	26	Stolen Property	14	5
	Larceny/Theft	181	138	Vandalism	59	48
	Motor Vehicle Theft	50	37	Weapons	23	18
	Arson	0	2	Prostitution	0	0
	PART I TOTALS	296	248	Sex Offenses	7	5
NON-UCR OFFENSES	Ambulance Calls	23	18	Drug Abuse	101	73
	Deaths	5	3	Gambling	0	0
	Missing Persons	10	7	Family Offenses	55	44
	Suicides	1	0	DUI	13	9
	Suspicious Activity	42	18	Liquor Laws	1	2
	Traffic Accidents	76	70	Drunkenness	13	4
	All Other	250	221	Disorderly Conduct	10	9
	NON-UCR TOTALS	407	337	All Other Offenses	227	198
	PART I OFFENSES	296	248	Curfew/Loitering	0	0
TOTALS	PART II OFFENSES	637	489	Runaway	4	0
	NON-UCR OFFENSES	407	337	PART II TOTALS	637	489
	TOTAL	1340	1074			

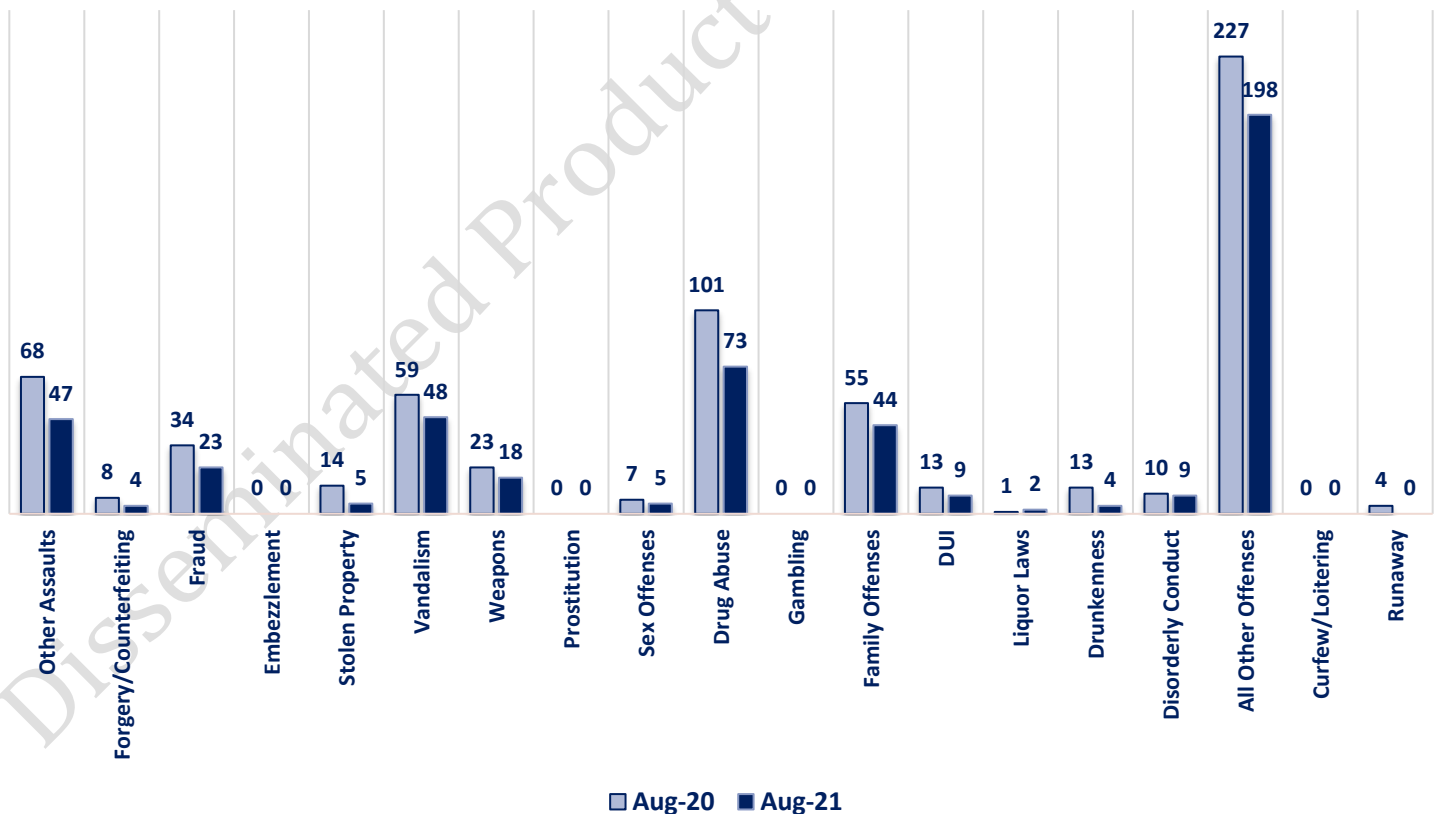
AUGUST 2020- PART I & II OFFENSE PERCENTAGES



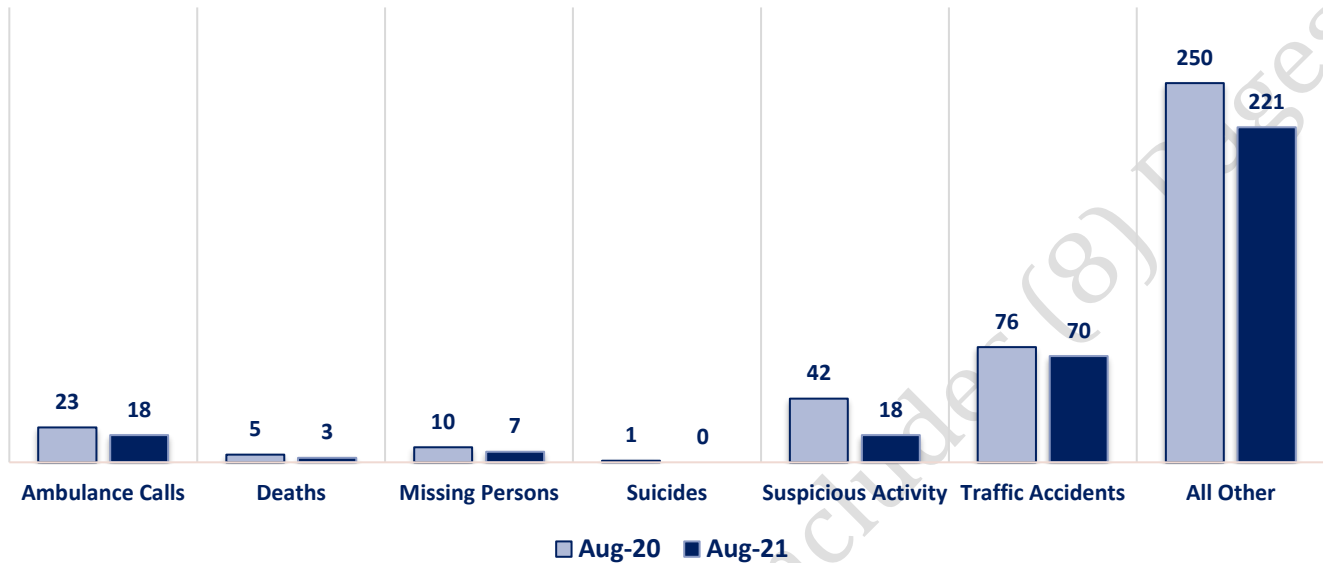
Part I Offenses



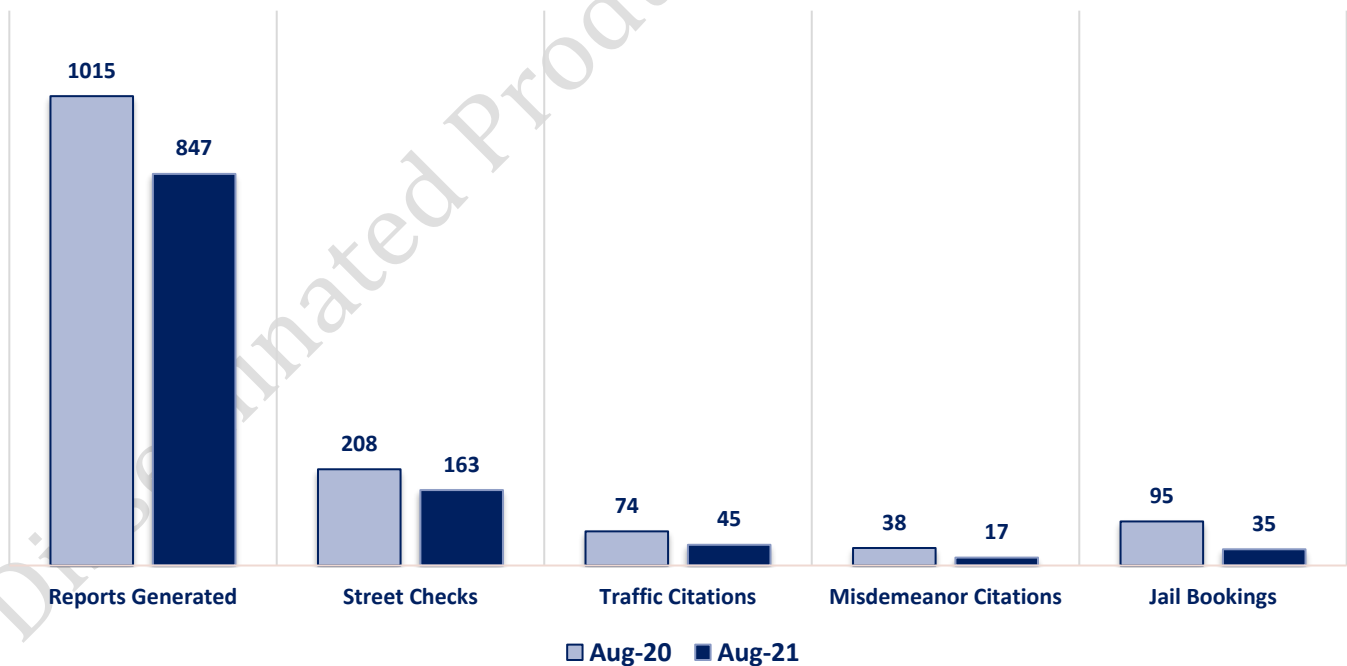
Part II Offenses



Non-UCR Offenses

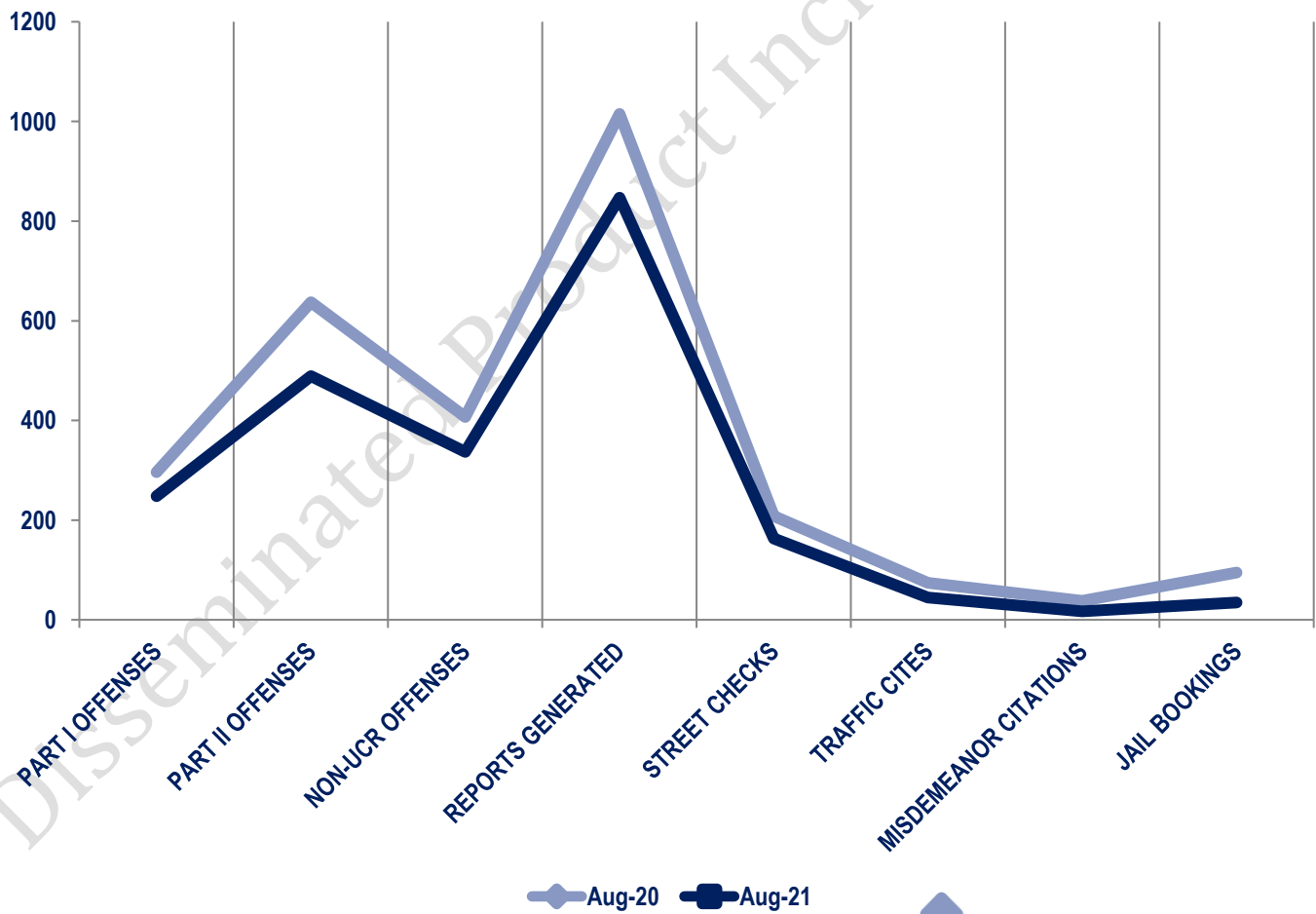


Other Event Totals



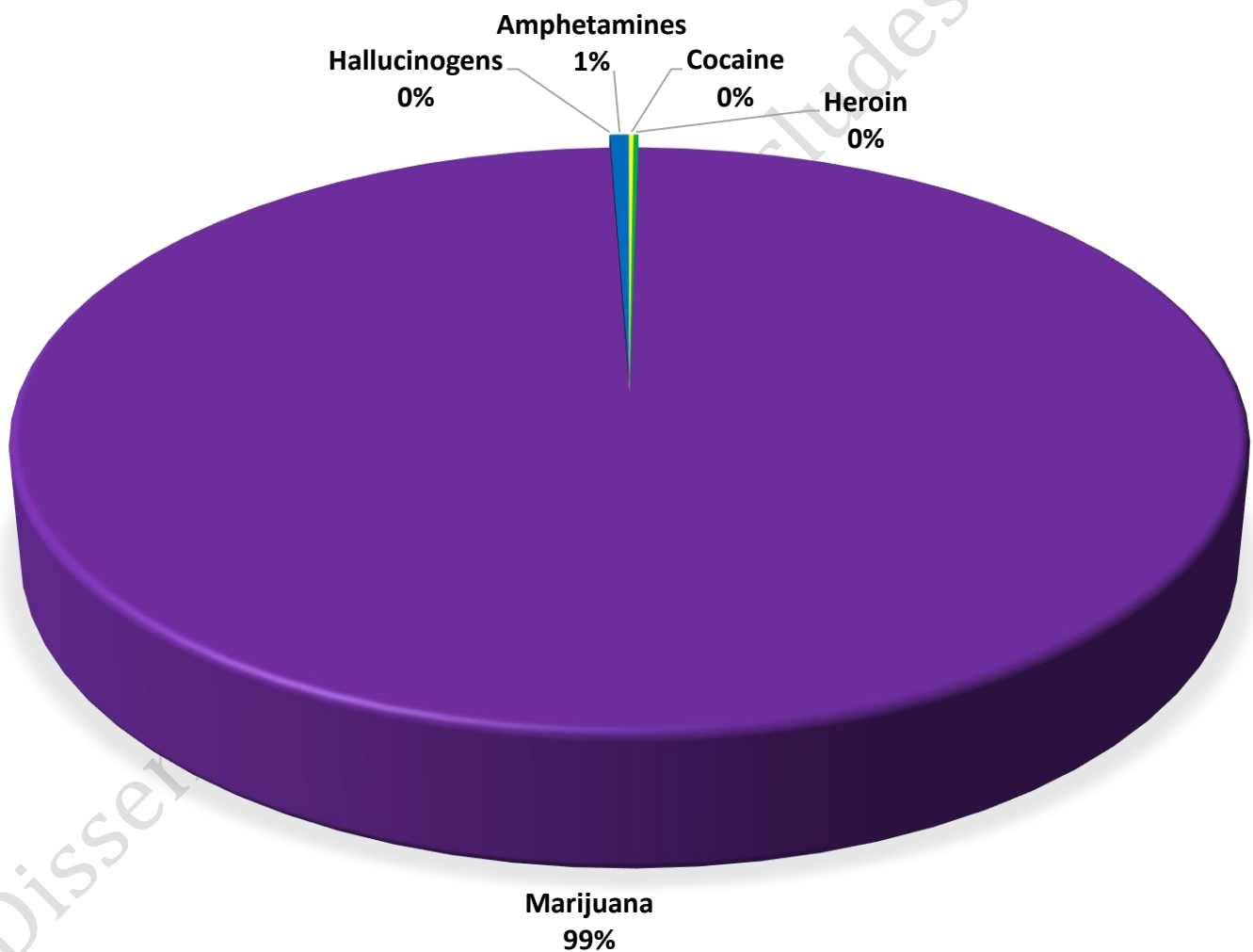
Combined Offense/Event Trends

	AUG 2020	AUG 2021
Part I Offenses	296	248
Part II Offenses	637	489
NonUCR Offenses	407	337
Reports Generated	1015	847
Street Checks	208	163
Traffic Citations	74	45
Misdemeanor Citations	38	17
Jail Bookings	95	35

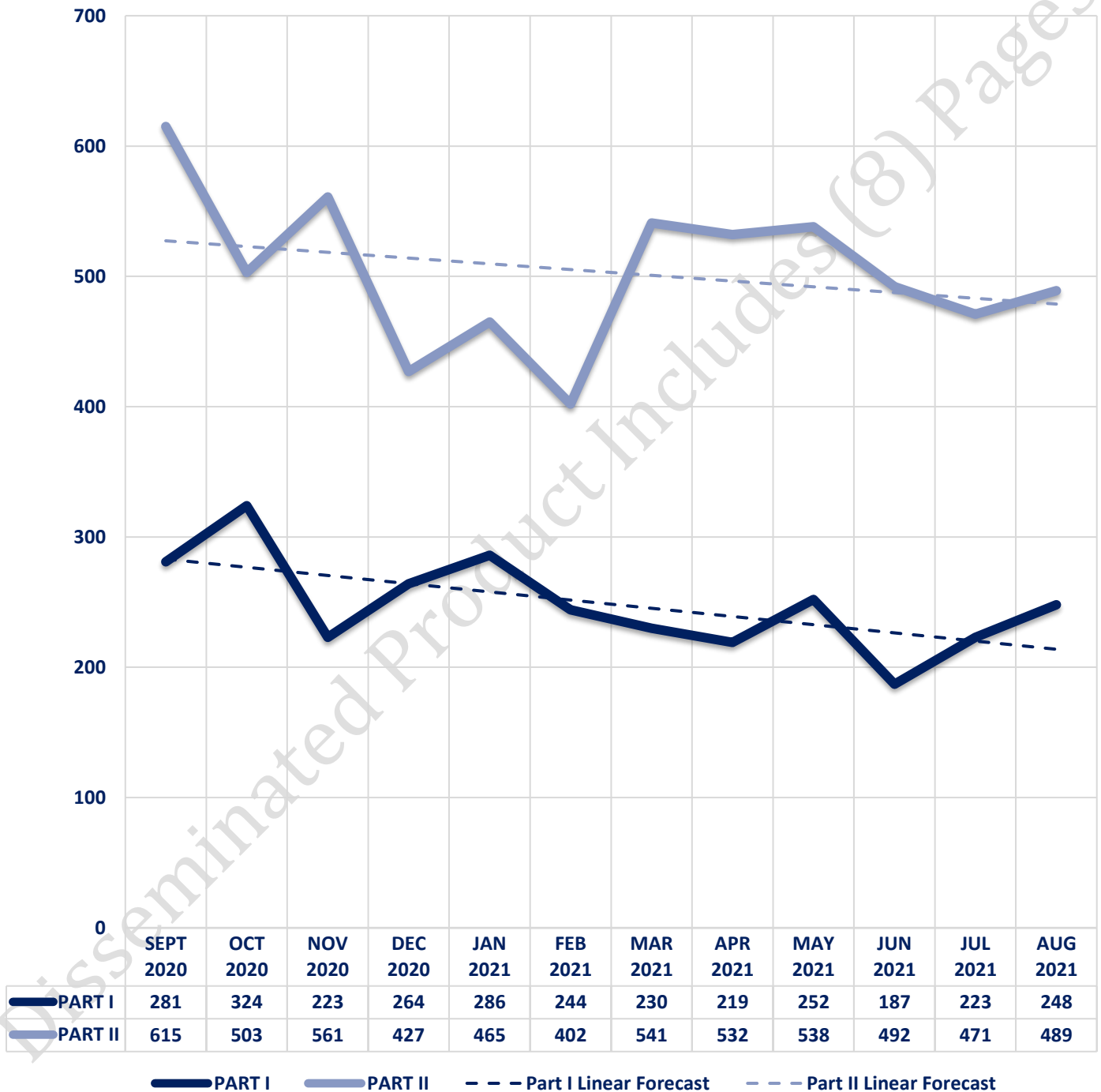


Seized Drugs

TYPE	DOSES	STREET VALUE
Cocaine	737.3	\$ 7,373.40
Heroin	878.0	\$ 8,780.00
Marijuana	581242.5	\$ 3,487,455.13
Hallucinogens	12.9	\$ 25.75
Amphetamines	3433.4	\$ 34,334.18
TOTAL	586304.2	\$ 3,537,968.46



Part I & II Offenses - One Year





CITY COUNCIL DISTRICT #2

MONTHLY OFFENSE SUMMARY

September 2021

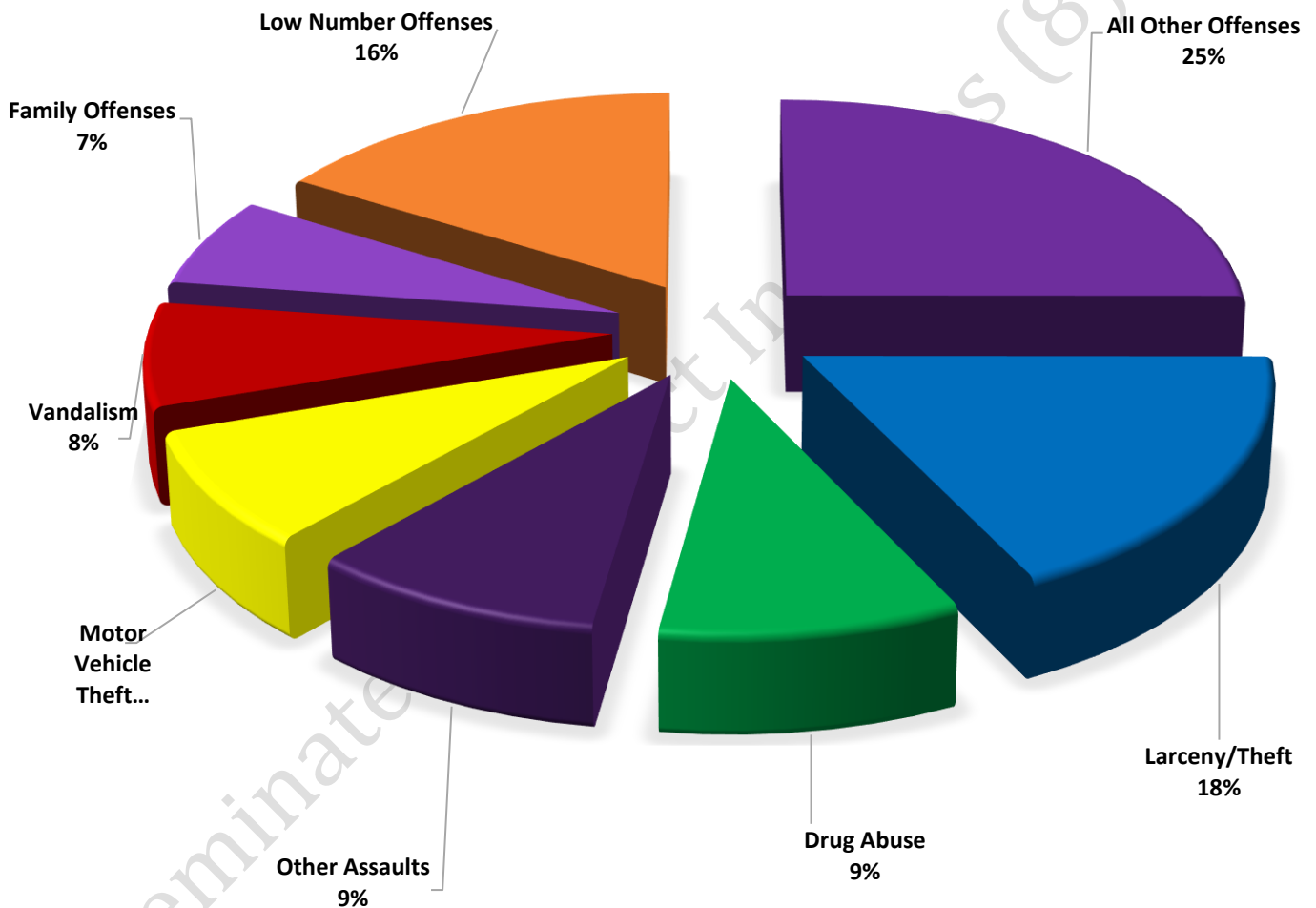
These figures represent preliminary counts of original Police Incident Reports and include all offenses within the above listed City Council District only. Full statistical analysis to determine the confidence level of this data has not been performed. The results contained herein are approximate in relation to the listed area and may not fully coincide with data shown in other areas of SLCPD's Crime Statistics page such as Calls for Service, Crimes Trending, and Crime Reports due to and reflective of departmental procedures that were in place at the time the event occurred and the date this data was compiled. Results displayed are not distinguished as attempted or completed crimes, do not include other calls for police service, and only represent police service where a report was made. Police Incident Reports are classified by primary offense categories as defined by the Uniform Crime Reporting (UCR) system, however for this report all offenses are included, and each incident may have more than one offense listed on it. In cases where there is more than one offense listed, all offenses are counted individually. Although every reasonable verification effort is made, the accuracy of any data is subject to the constraints of the report generation process as well as the manner, format, and point in time of any query.

PART I OFFENSES:	Chosen by the FBI as Part I Offenses because they are serious crimes that occur with regularity in all areas of the country and are likely to be reported to Police.
PART II OFFENSES:	All other crimes other than the eight Part I Offenses. The Uniform Crime Reporting Program gathers only arrest data for Part II Offenses, however, SLCPD results displayed in this document display all Part II Offenses, regardless of the presence of arrest data.
ALL OTHER OFFENSES:	Under the Part II Offense section, 'All Other Offenses' include Peeping Tom, Trespass, Kidnap/Abduction, Pornography, Extortion/Blackmail, Bribery, Warrants, Sexual Offenses, Obstruction, Public Peace, and Hit & Run.
NON-UCR OFFENSES:	Non-UCR Offenses include reports for all other offenses not classified as a Part I or Part II Offense. Results displayed separate some of these offenses such as Ambulance Calls, Deaths, Missing Persons, Suicides, Suspicious Activity, and Traffic Accidents.
ALL OTHER NON-UCR:	Under the Non-UCR category, 'All Other' include the remainder of offenses not classified as Part I or Part II and not separated from the Non-UCR Offenses. These include things such as Loud Parties, Barking Dogs, Mentally Ill Subjects, Citizen Assistance, etc.
LOW NUMBER OFFENSES:	On page two, in the interest of space and allowing for easier viewing, the category titled 'Low Number Offenses' include Part I and Part II Offenses from page one that have totals under the amount of 24.

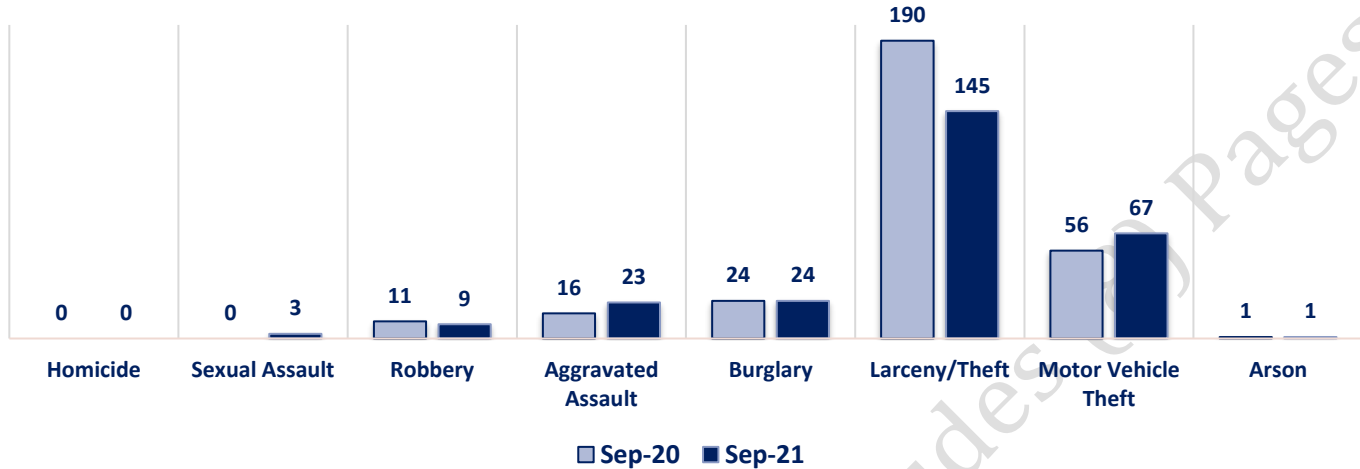
Offenses

	OFFENSE	SEPT 20	SEPT 21	OFFENSE	SEPT 20	SEPT 21
PART I OFFENSES	Homicide	0	0	Other Assaults	80	76
	Sexual Assault	0	3	Forgery/Counterfeit	9	9
	Robbery	11	9	Fraud	39	17
	Aggravated Assault	16	23	Embezzlement	1	0
	Burglary	24	24	Stolen Property	16	8
	Larceny/Theft	190	145	Vandalism	54	61
	Motor Vehicle Theft	56	67	Weapons	18	13
	Arson	1	1	Prostitution	4	0
	PART I TOTALS	298	272	Sex Offenses	2	1
NON-UCR OFFENSES	Ambulance Calls	15	22	Drug Abuse	124	77
	Deaths	4	8	Gambling	0	0
	Missing Persons	5	4	Family Offenses	70	53
	Suicides	0	0	DUI	15	11
	Suspicious Activity	34	29	Liquor Laws	0	0
	Traffic Accidents	81	82	Drunkenness	7	8
	All Other	260	261	Disorderly Conduct	7	5
	NON-UCR TOTALS	399	406	All Other Offenses	188	204
	PART I OFFENSES	298	272	Curfew/Loitering	0	0
TOTALS	PART II OFFENSES	638	543	Runaway	4	0
	NON-UCR OFFENSES	399	406	PART II TOTALS	638	543
	TOTAL	1335	1221			

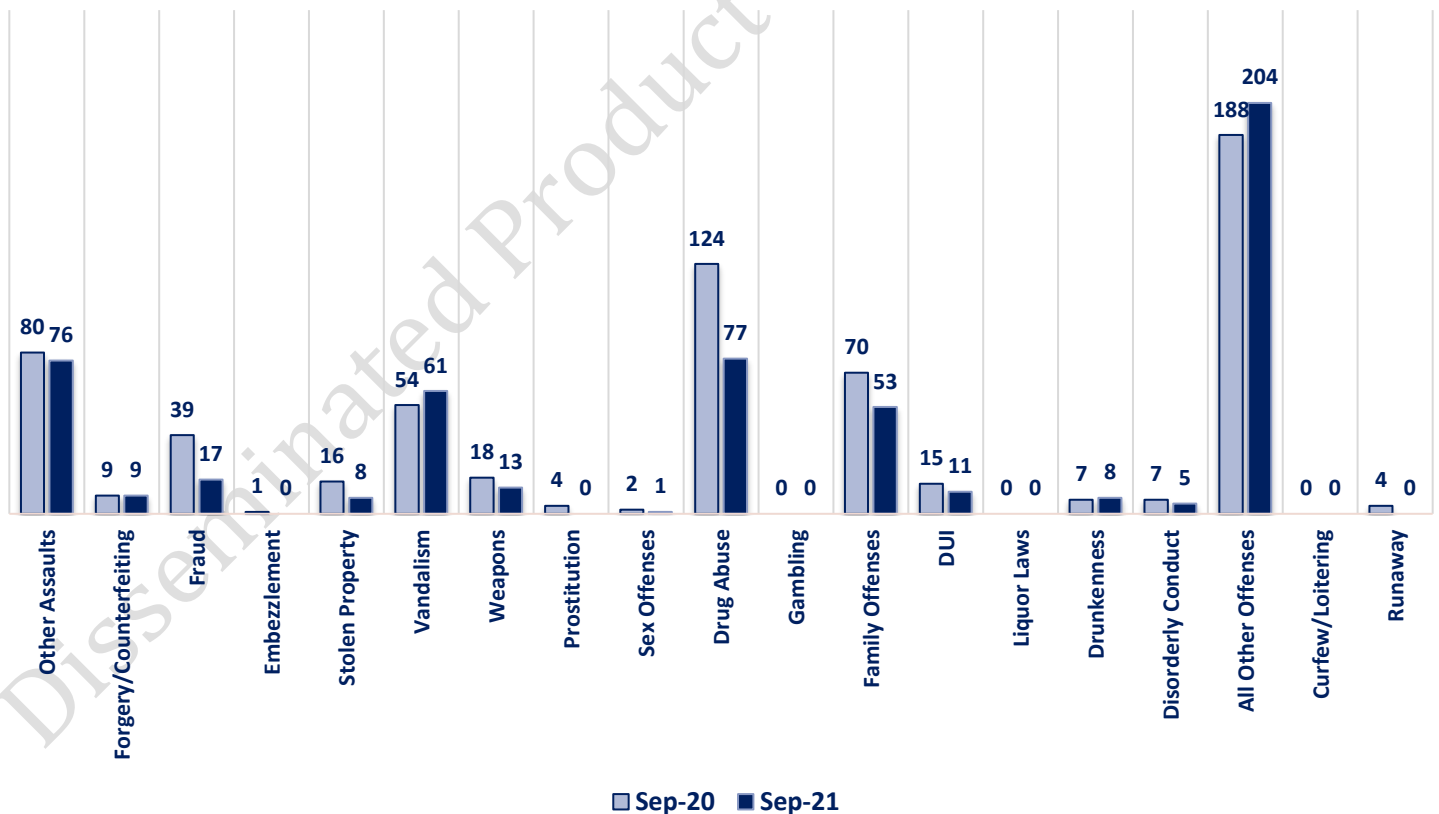
SEPTEMBER 2021 - PART I & II OFFENSE PERCENTAGES



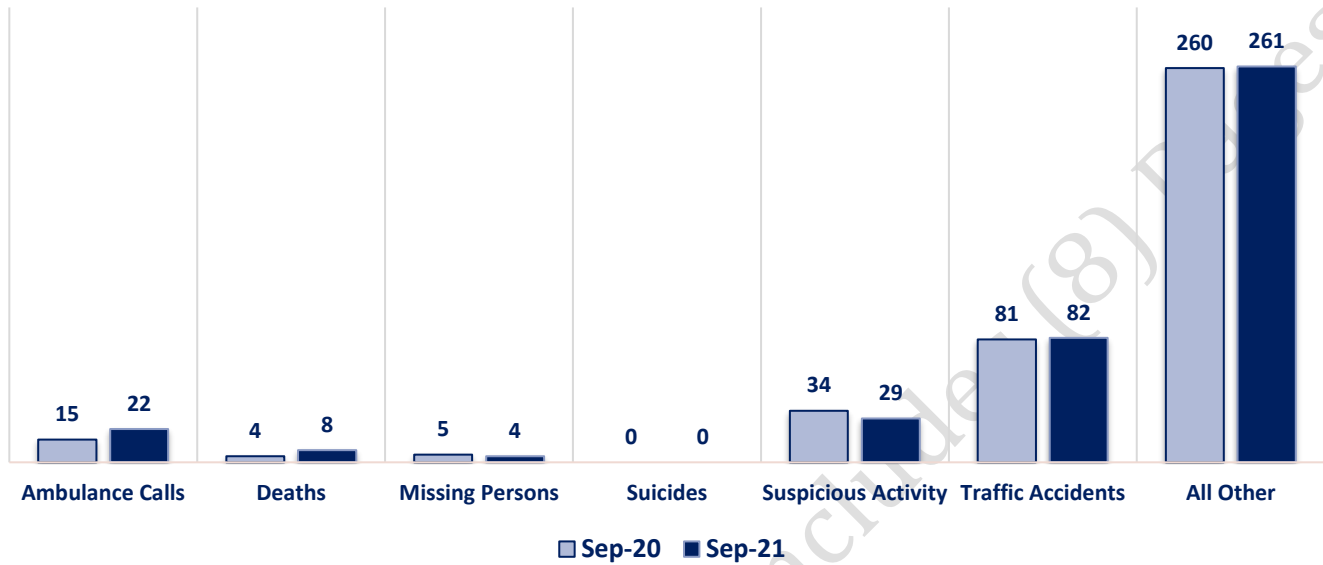
Part I Offenses



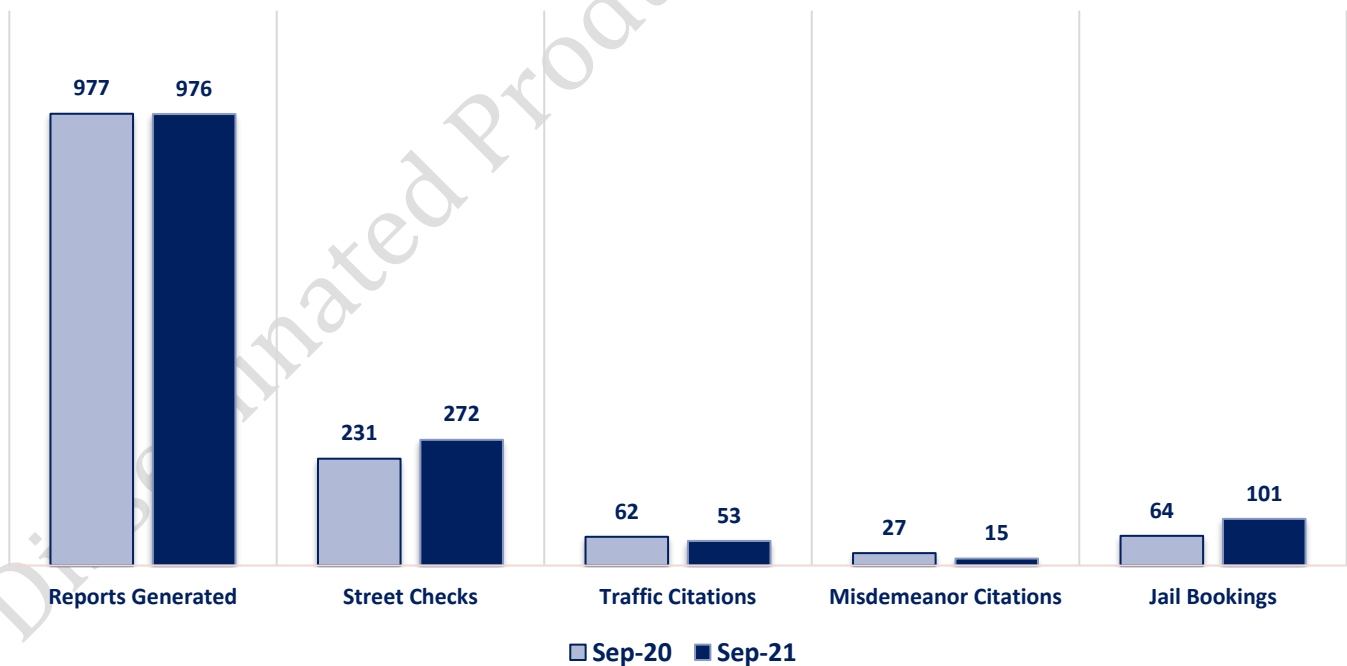
Part II Offenses



Non-UCR Offenses

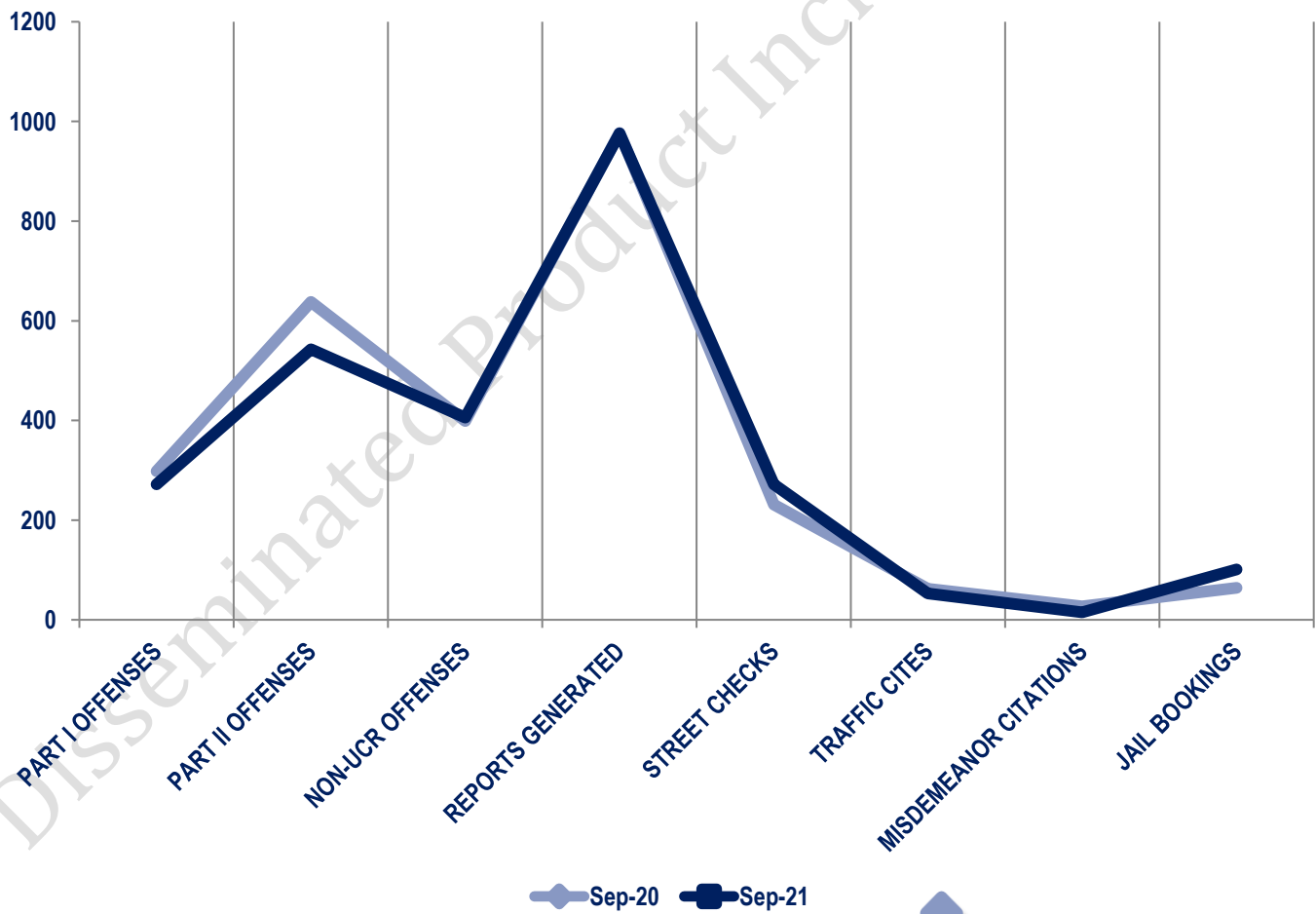


Other Event Totals



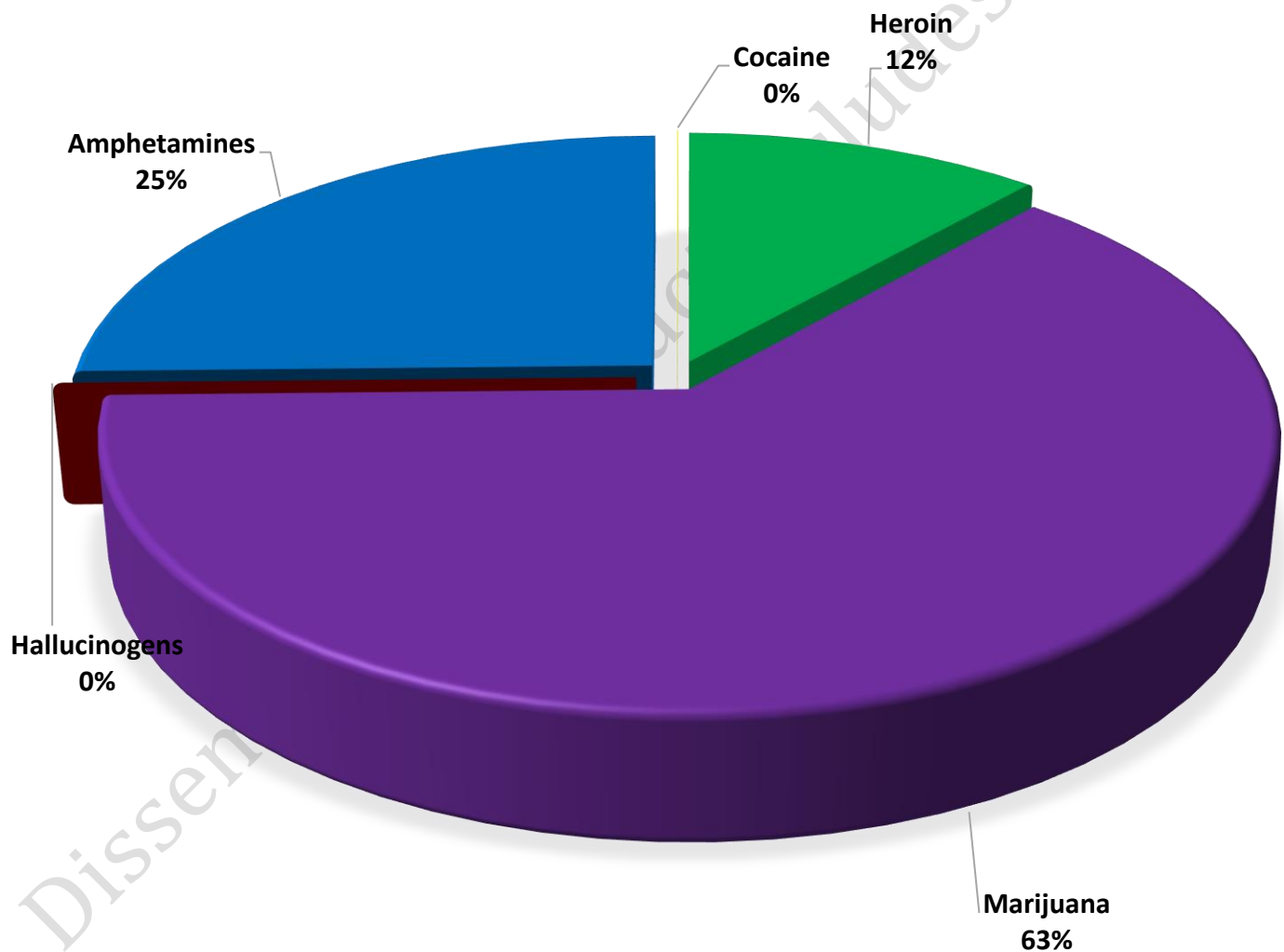
Combined Offense/Event Trends

	SEPT 2020	SEPT 2021
Part I Offenses	298	272
Part II Offenses	638	543
NonUCR Offenses	399	406
Reports Generated	977	976
Street Checks	231	272
Traffic Citations	62	53
Misdemeanor Citations	27	15
Jail Bookings	64	101

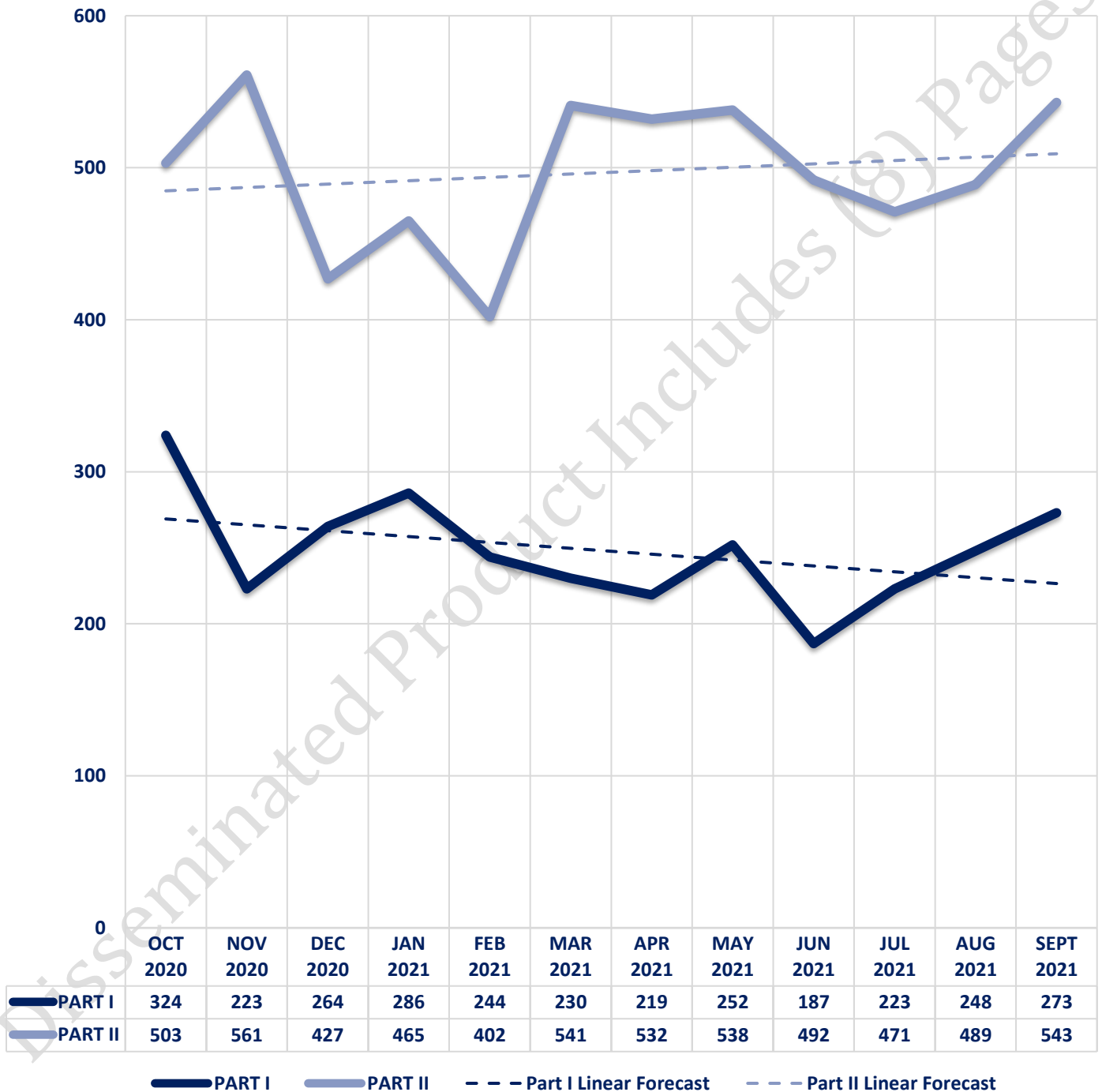


Seized Drugs

TYPE	DOSES	STREET VALUE
Cocaine	21.0	\$ 210.00
Heroin	5319.3	\$ 53,193.50
Marijuana	29199.0	\$ 175,194.16
Hallucinogens	0.5	\$ 1.06
Amphetamines	11717.0	\$ 117,170.00
TOTAL	46256.9	\$ 345,768.71



Part I & II Offenses - One Year





CITY COUNCIL DISTRICT #2

MONTHLY OFFENSE SUMMARY

October 2021

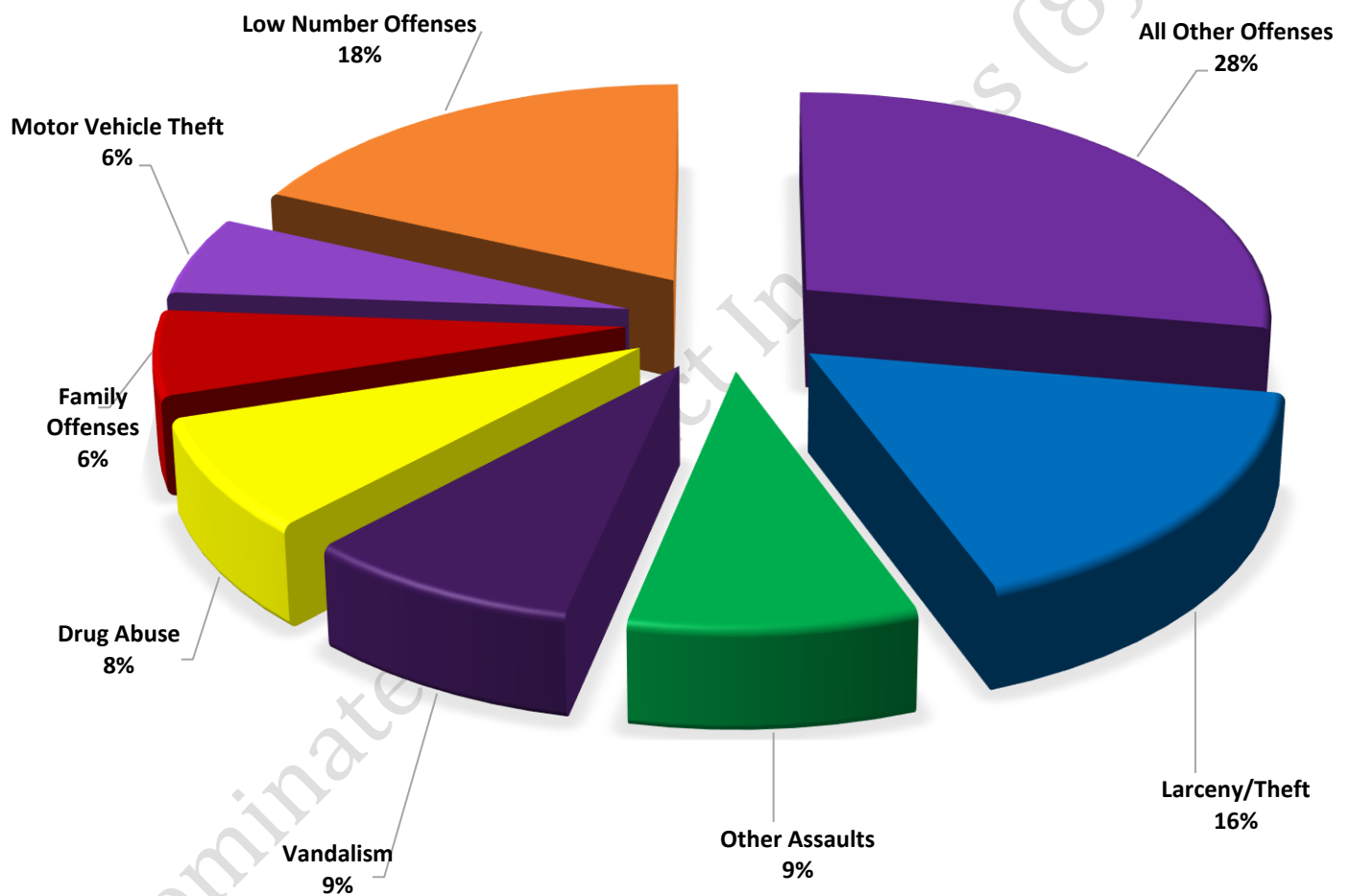
These figures represent preliminary counts of original Police Incident Reports and include all offenses within the above listed City Council District only. Full statistical analysis to determine the confidence level of this data has not been performed. The results contained herein are approximate in relation to the listed area and may not fully coincide with data shown in other areas of SLCPD's Crime Statistics page such as Calls for Service, Crimes Trending, and Crime Reports due to and reflective of departmental procedures that were in place at the time the event occurred and the date this data was compiled. Results displayed are not distinguished as attempted or completed crimes, do not include other calls for police service, and only represent police service where a report was made. Police Incident Reports are classified by primary offense categories as defined by the Uniform Crime Reporting (UCR) system, however for this report all offenses are included, and each incident may have more than one offense listed on it. In cases where there is more than one offense listed, all offenses are counted individually. Although every reasonable verification effort is made, the accuracy of any data is subject to the constraints of the report generation process as well as the manner, format, and point in time of any query.

PART I OFFENSES:	Chosen by the FBI as Part I Offenses because they are serious crimes that occur with regularity in all areas of the country and are likely to be reported to Police.
PART II OFFENSES:	All other crimes other than the eight Part I Offenses. The Uniform Crime Reporting Program gathers only arrest data for Part II Offenses, however, SLCPD results displayed in this document display all Part II Offenses, regardless of the presence of arrest data.
ALL OTHER OFFENSES:	Under the Part II Offense section, 'All Other Offenses' include Peeping Tom, Trespass, Kidnap/Abduction, Pornography, Extortion/Blackmail, Bribery, Warrants, Sexual Offenses, Obstruction, Public Peace, and Hit & Run.
NON-UCR OFFENSES:	Non-UCR Offenses include reports for all other offenses not classified as a Part I or Part II Offense. Results displayed separate some of these offenses such as Ambulance Calls, Deaths, Missing Persons, Suicides, Suspicious Activity, and Traffic Accidents.
ALL OTHER NON-UCR:	Under the Non-UCR category, 'All Other' include the remainder of offenses not classified as Part I or Part II and not separated from the Non-UCR Offenses. These include things such as Loud Parties, Barking Dogs, Mentally Ill Subjects, Citizen Assistance, etc.
LOW NUMBER OFFENSES:	On page two, in the interest of space and allowing for easier viewing, the category titled 'Low Number Offenses' include Part I and Part II Offenses from page one that have totals under the amount of 26.

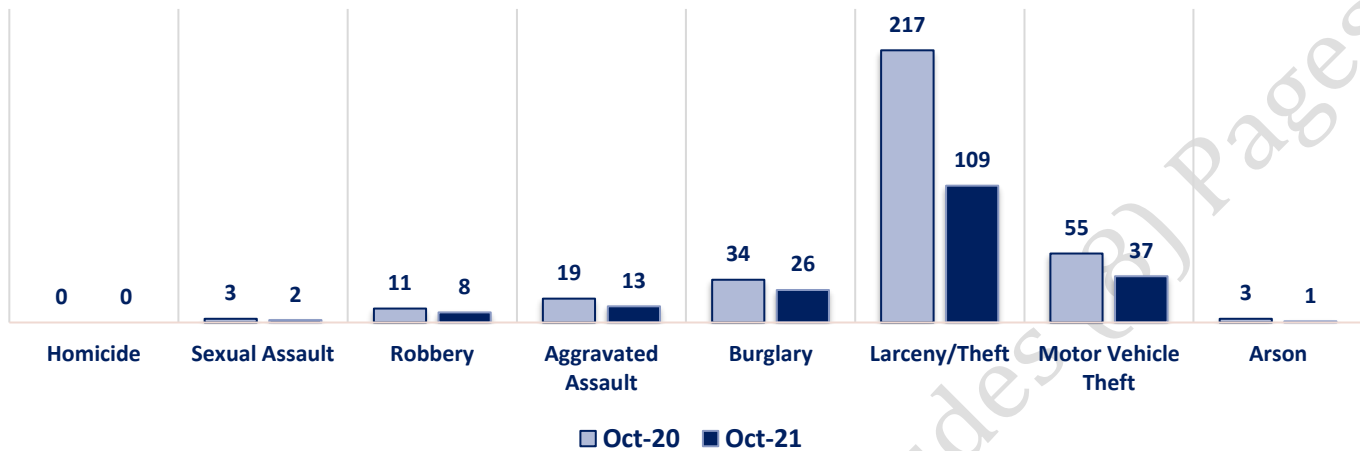
Offenses

PART I OFFENSES		OFFENSE		OCT 20	OCT 21	PART II OFFENSES			
		VIOLENT							
		PROPERTY							
		Homicide	0	0	Other Assaults			63	59
		Sexual Assault	3	2	Forgery/Counterfeit			7	5
		Robbery	11	8	Fraud			51	13
		Aggravated Assault	19	13	Embezzlement			1	0
		Burglary	34	26	Stolen Property			9	8
		Larceny/Theft	217	109	Vandalism			67	57
		Motor Vehicle Theft	55	37	Weapons			14	9
Arson	3	1	Prostitution	1	0				
PART I TOTALS		342	196	Sex Offenses	1	1			
NON-UCR OFFENSES		Ambulance Calls	23	22	Drug Abuse	91	53		
		Deaths	4	6	Gambling	0	0		
		Missing Persons	3	9	Family Offenses	40	40		
		Suicides	1	1	DUI	10	12		
		Suspicious Activity	19	26	Liquor Laws	0	2		
		Traffic Accidents	78	67	Drunkenness	9	6		
		All Other	210	250	Disorderly Conduct	12	13		
		NON-UCR TOTALS	338	381	All Other Offenses	153	182		
PART I OFFENSES		342	196	Curfew/Loitering	0	0			
PART II OFFENSES		533	460	Runaway	4	0			
NON-UCR OFFENSES		338	381	PART II TOTALS	533	460			
TOTAL		1213	1037						

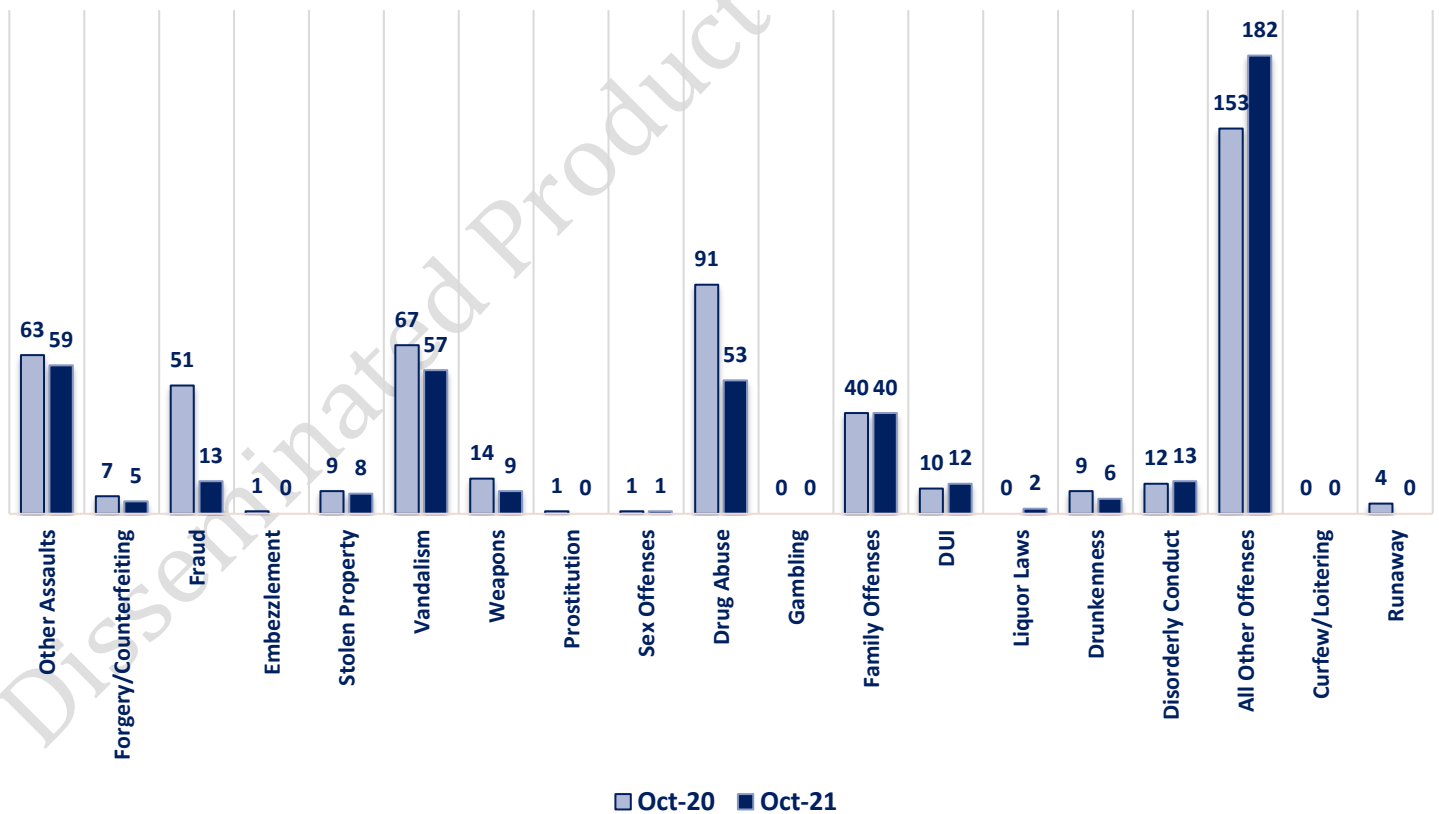
SEPTEMBER 2021 - PART I & II OFFENSE PERCENTAGES



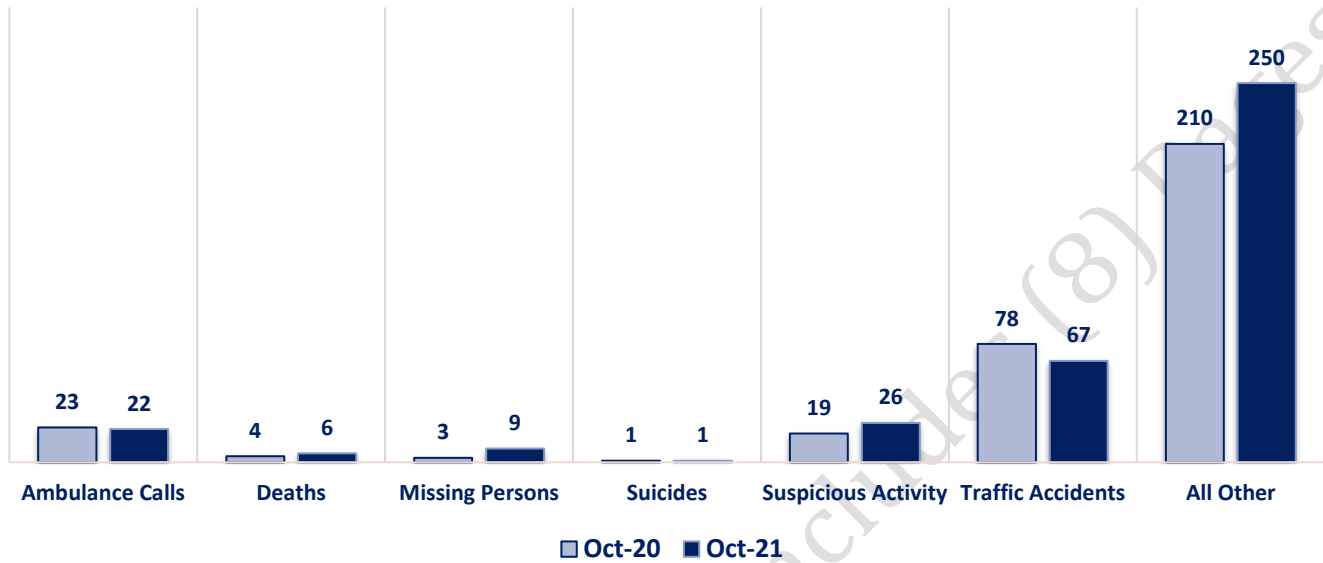
Part I Offenses



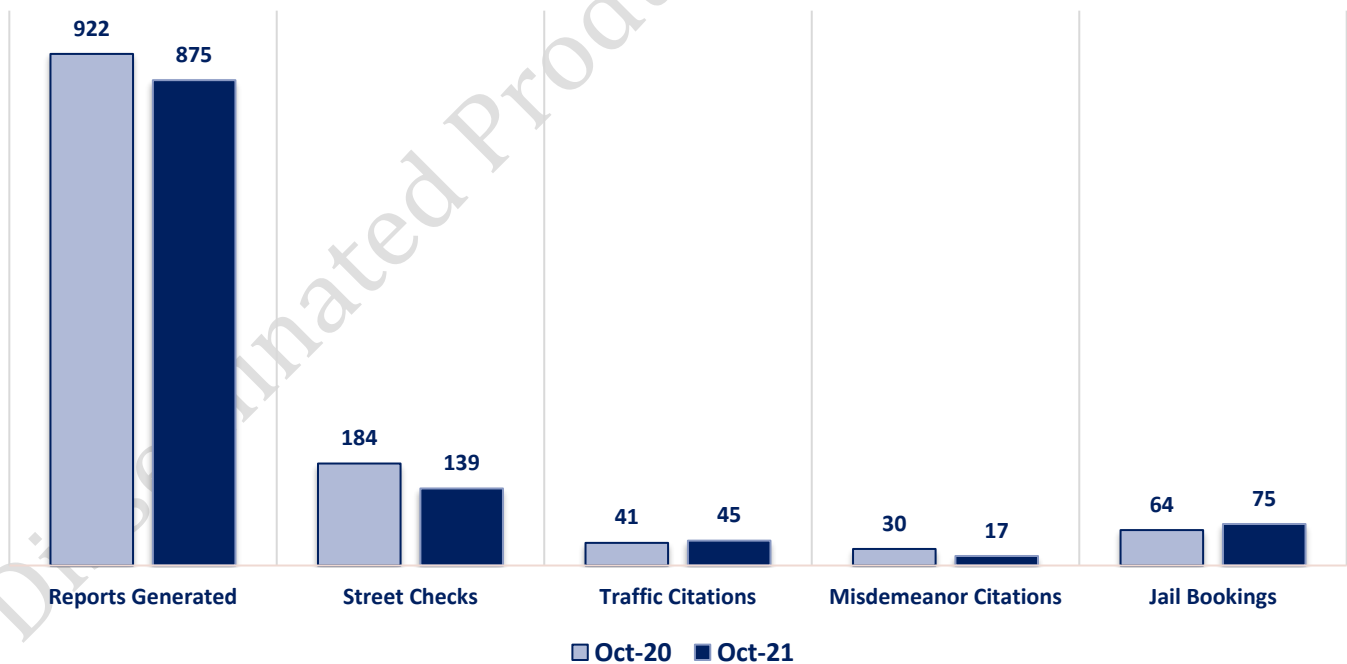
Part II Offenses



Non-UCR Offenses

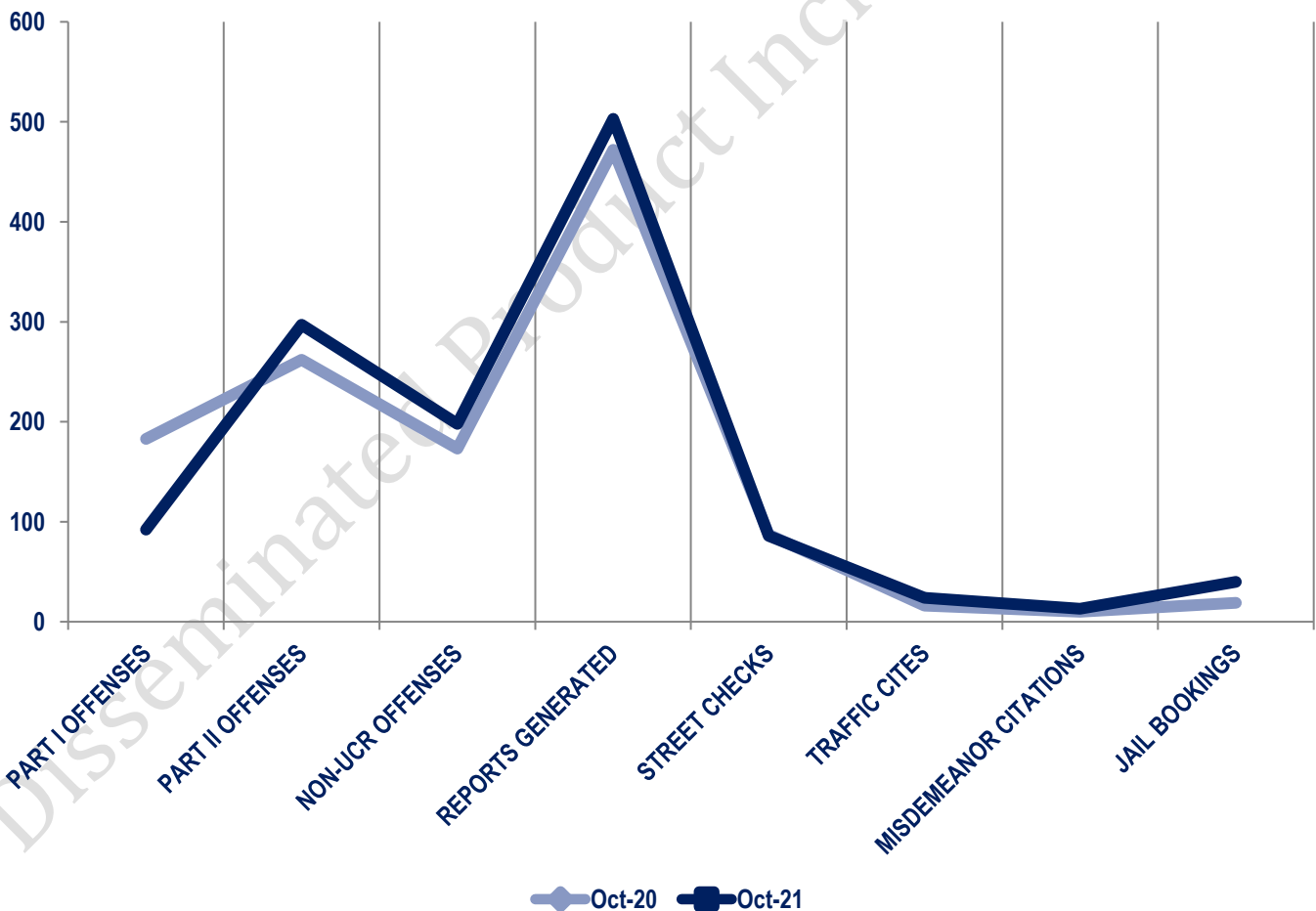


Other Event Totals



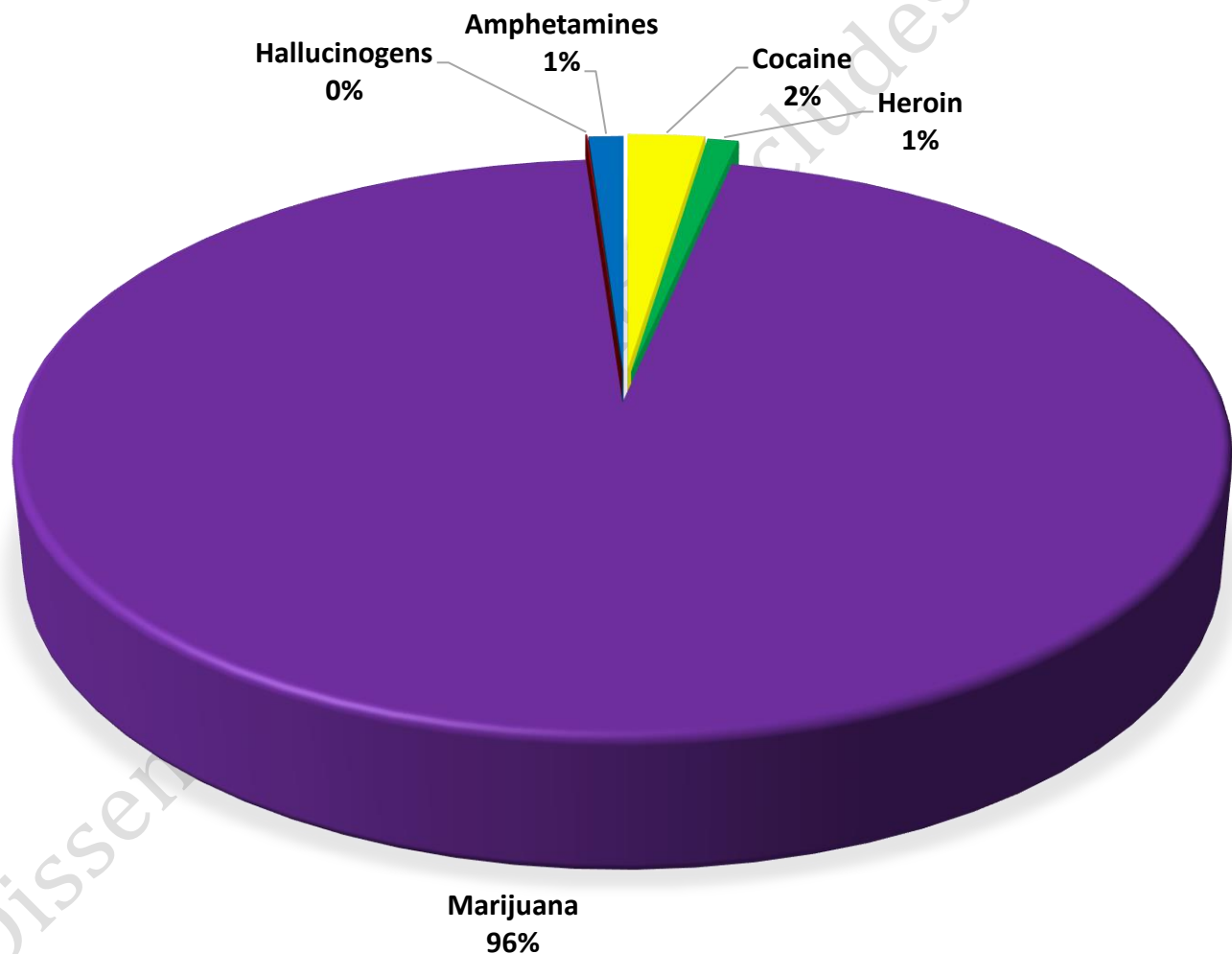
Combined Offense/Event Trends

	OCT 2020	OCT 2021
Part I Offenses	342	196
Part II Offenses	533	460
NonUCR Offenses	338	381
Reports Generated	922	875
Street Checks	184	139
Traffic Citations	41	45
Misdemeanor Citations	30	17
Jail Bookings	64	75

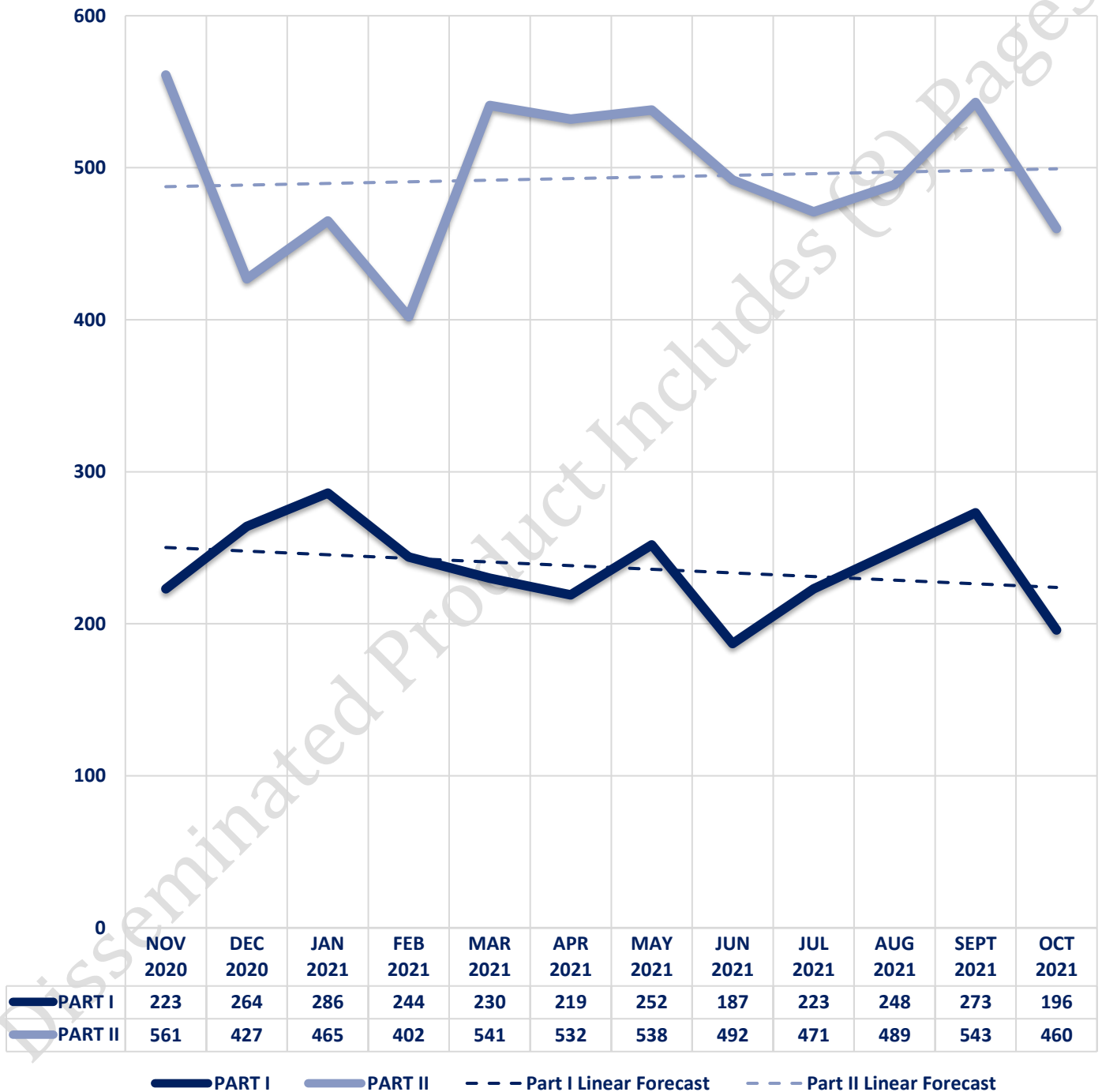


Seized Drugs

TYPE	DOSES	STREET VALUE
Cocaine	2615.8	\$ 26,158.26
Heroin	1035.0	\$ 10,350.00
Marijuana	103656.6	\$ 621,939.76
Hallucinogens	49.6	\$ 99.12
Amphetamines	1182.4	\$ 11,824.00
TOTAL	108539.4	\$ 670,371.14



Part I & II Offenses - One Year





CITY COUNCIL DISTRICT #2

MONTHLY OFFENSE SUMMARY

November 2021

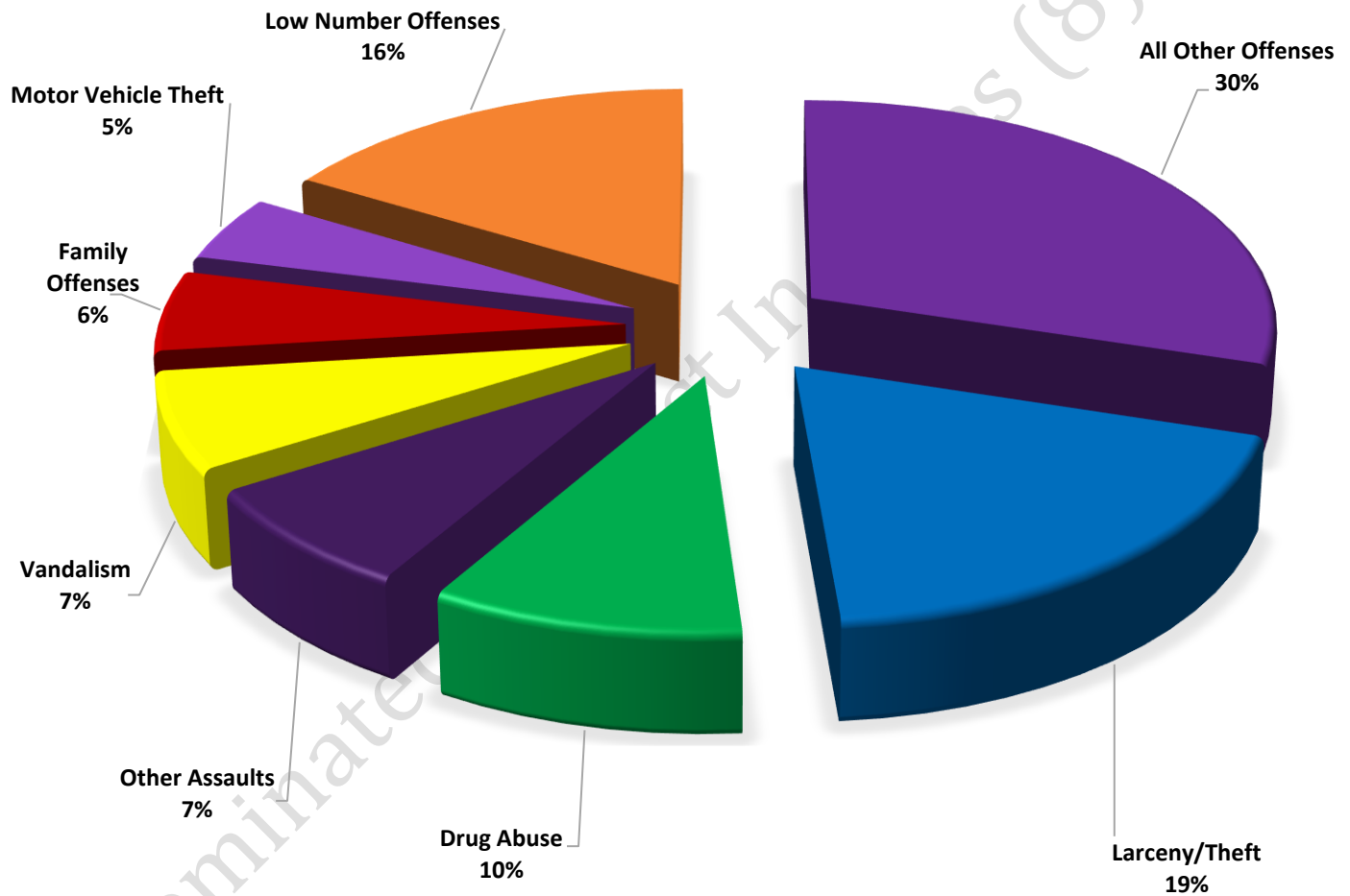
These figures represent preliminary counts of original Police Incident Reports and include all offenses within the above listed City Council District only. Full statistical analysis to determine the confidence level of this data has not been performed. The results contained herein are approximate in relation to the listed area and may not fully coincide with data shown in other areas of SLCPD's Crime Statistics page such as Calls for Service, Crimes Trending, and Crime Reports due to and reflective of departmental procedures that were in place at the time the event occurred and the date this data was compiled. Results displayed are not distinguished as attempted or completed crimes, do not include other calls for police service, and only represent police service where a report was made. Police Incident Reports are classified by primary offense categories as defined by the Uniform Crime Reporting (UCR) system, however for this report all offenses are included, and each incident may have more than one offense listed on it. In cases where there is more than one offense listed, all offenses are counted individually. Although every reasonable verification effort is made, the accuracy of any data is subject to the constraints of the report generation process as well as the manner, format, and point in time of any query.

PART I OFFENSES:	Chosen by the FBI as Part I Offenses because they are serious crimes that occur with regularity in all areas of the country and are likely to be reported to Police.
PART II OFFENSES:	All other crimes other than the eight Part I Offenses. The Uniform Crime Reporting Program gathers only arrest data for Part II Offenses, however, SLCPD results displayed in this document display all Part II Offenses, regardless of the presence of arrest data.
ALL OTHER OFFENSES:	Under the Part II Offense section, 'All Other Offenses' include Peeping Tom, Trespass, Kidnap/Abduction, Pornography, Extortion/Blackmail, Bribery, Warrants, Sexual Offenses, Obstruction, Public Peace, and Hit & Run.
NON-UCR OFFENSES:	Non-UCR Offenses include reports for all other offenses not classified as a Part I or Part II Offense. Results displayed separate some of these offenses such as Ambulance Calls, Deaths, Missing Persons, Suicides, Suspicious Activity, and Traffic Accidents.
ALL OTHER NON-UCR:	Under the Non-UCR category, 'All Other' include the remainder of offenses not classified as Part I or Part II and not separated from the Non-UCR Offenses. These include things such as Loud Parties, Barking Dogs, Mentally Ill Subjects, Citizen Assistance, etc.
LOW NUMBER OFFENSES:	On page two, in the interest of space and allowing for easier viewing, the category titled 'Low Number Offenses' include Part I and Part II Offenses from page one that have totals under the amount of 21.

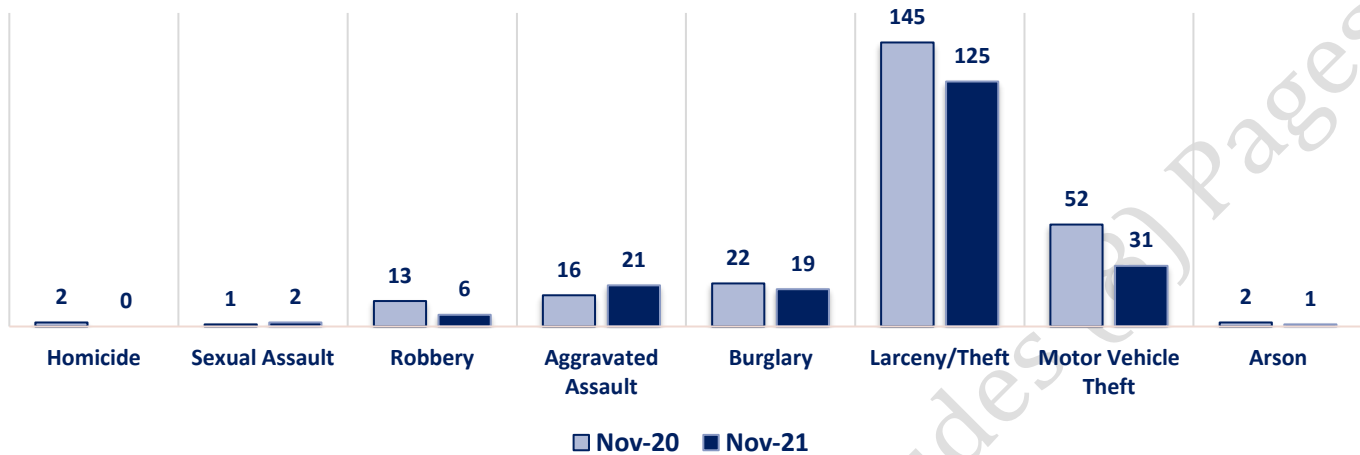
Offenses

	OFFENSE	NOV 20	NOV 21	OFFENSE	NOV 20	NOV 21
PART I OFFENSES	Homicide	2	0	Other Assaults	65	50
	Sexual Assault	1	2	Forgery/Counterfeit	9	6
	Robbery	13	6	Fraud	39	10
	Aggravated Assault	16	21	Embezzlement	0	0
	Burglary	22	19	Stolen Property	20	6
	Larceny/Theft	145	125	Vandalism	56	46
	Motor Vehicle Theft	52	31	Weapons	13	10
	Arson	2	1	Prostitution	2	2
PART I OFFENSES	PART I TOTALS	253	205	Sex Offenses	6	2
	Ambulance Calls	10	24	Drug Abuse	98	64
	Deaths	6	3	Gambling	0	0
	Missing Persons	7	0	Family Offenses	56	38
	Suicides	0	1	DUI	14	15
	Suspicious Activity	30	20	Liquor Laws	1	0
	Traffic Accidents	73	81	Drunkenness	5	4
	All Other	243	217	Disorderly Conduct	10	4
NON-UCR OFFENSES	NON-UCR TOTALS	369	346	All Other Offenses	192	196
	PART I OFFENSES	253	205	Curfew/Loitering	0	0
	PART II OFFENSES	591	453	Runaway	5	0
	NON-UCR OFFENSES	369	346	PART II TOTALS	591	453
TOTALS	TOTAL	1213	1004			

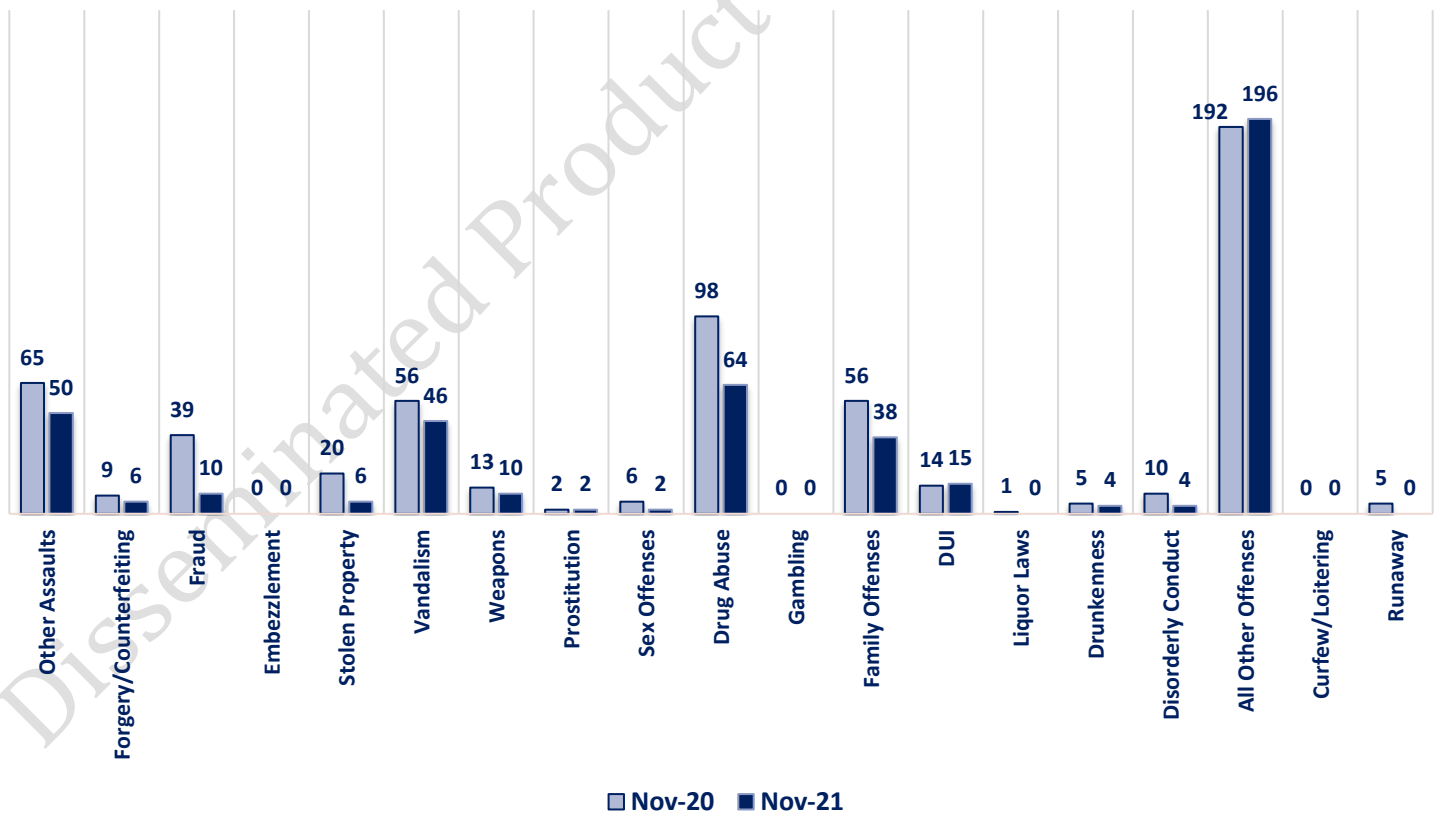
NOVEMBER 2021 - PART I & II OFFENSE PERCENTAGES



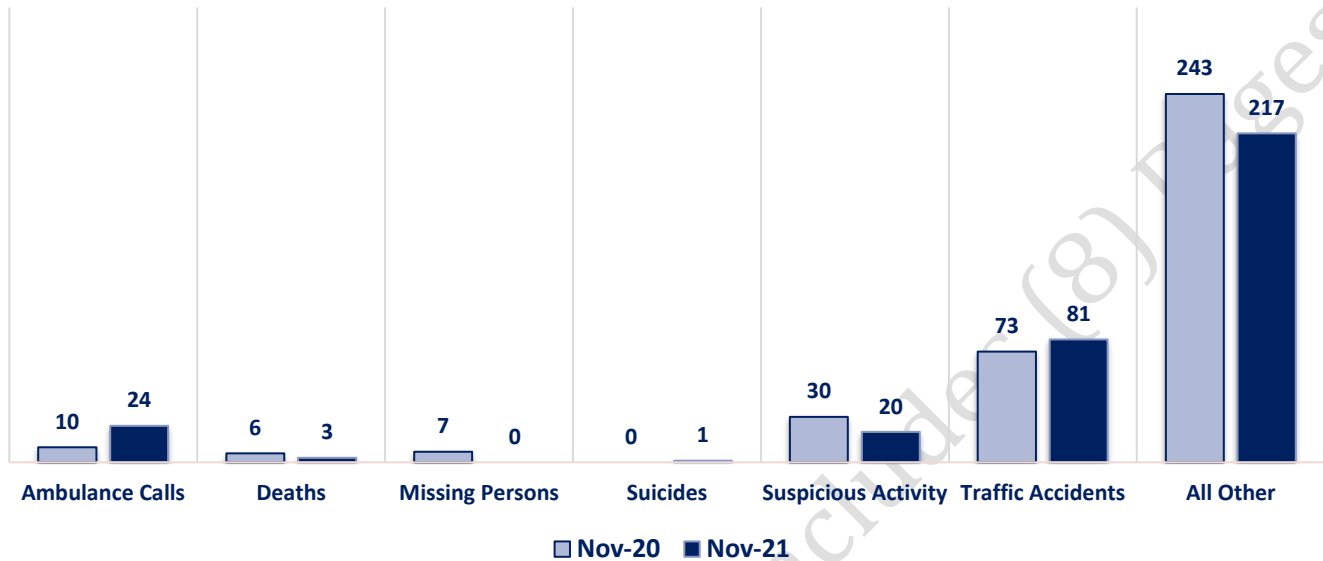
Part I Offenses



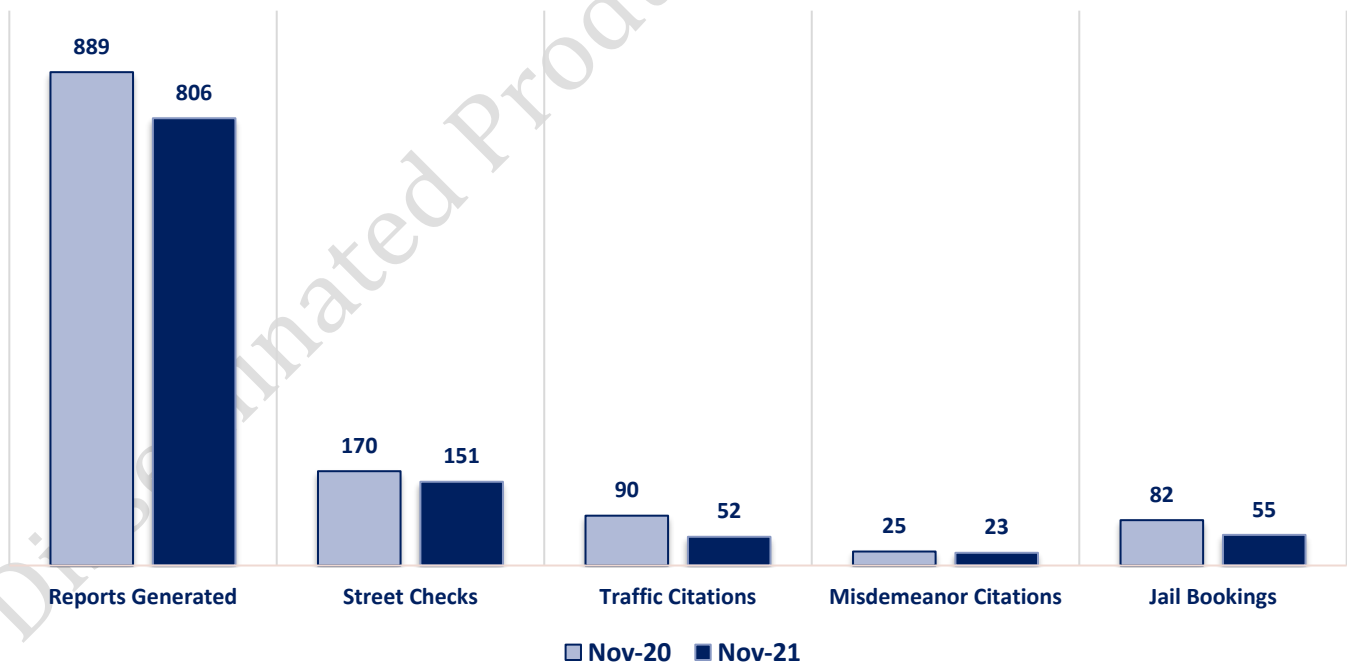
Part II Offenses



Non-UCR Offenses

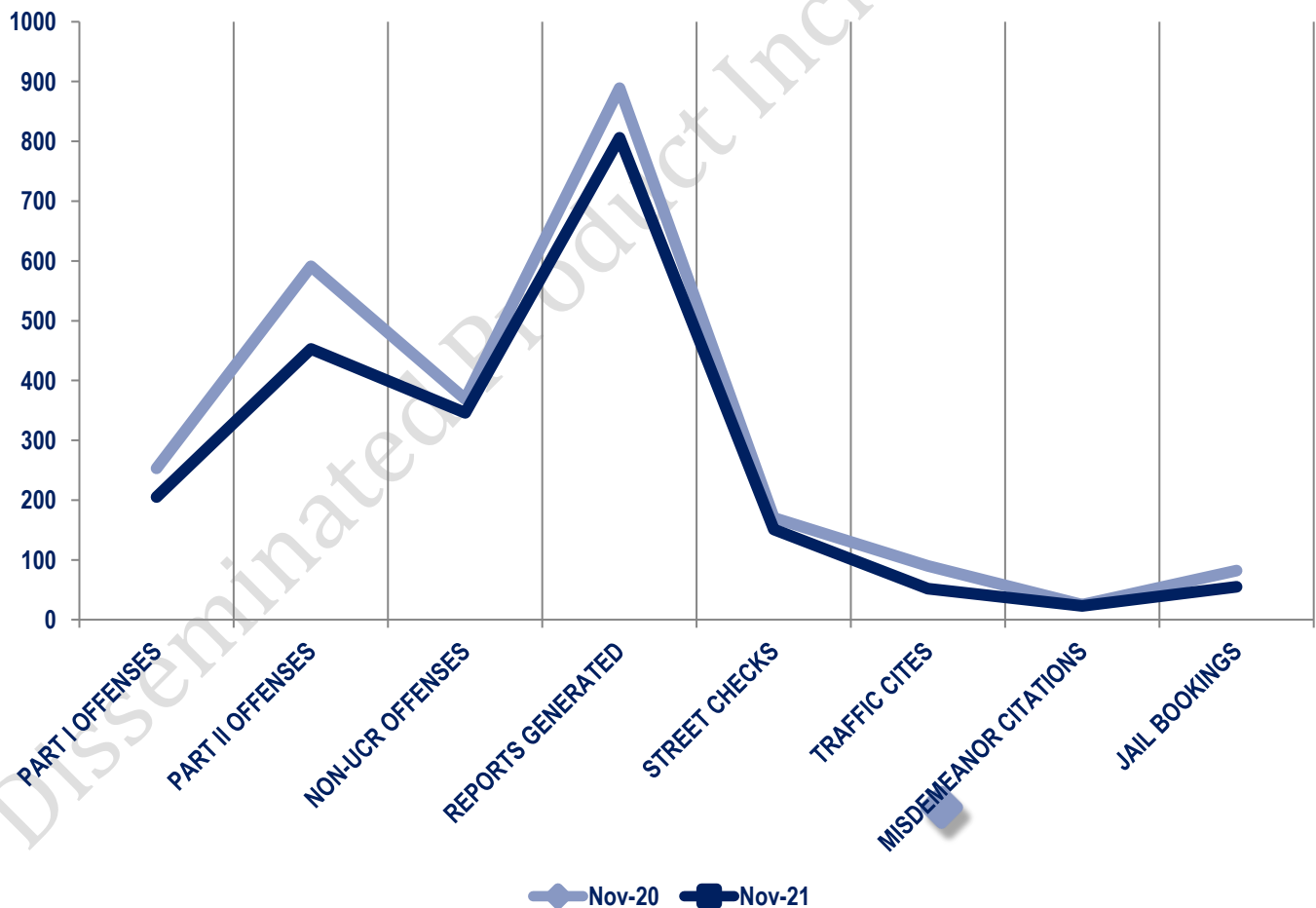


Other Event Totals



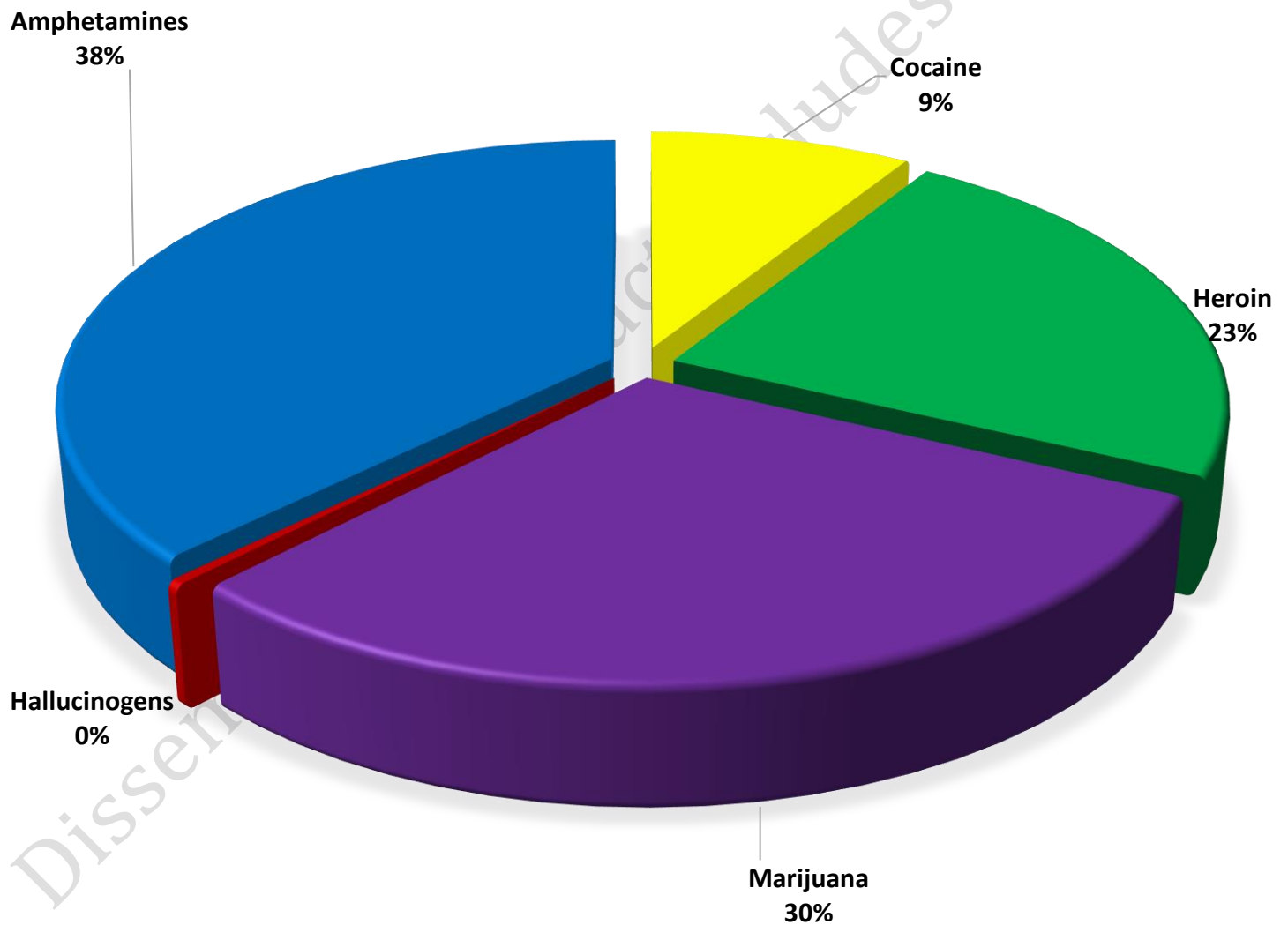
Combined Offense/Event Trends

	NOV 2020	NOV 2021
Part I Offenses	253	205
Part II Offenses	591	453
NonUCR Offenses	369	346
Reports Generated	889	806
Street Checks	170	151
Traffic Citations	90	52
Misdemeanor Citations	25	23
Jail Bookings	82	55

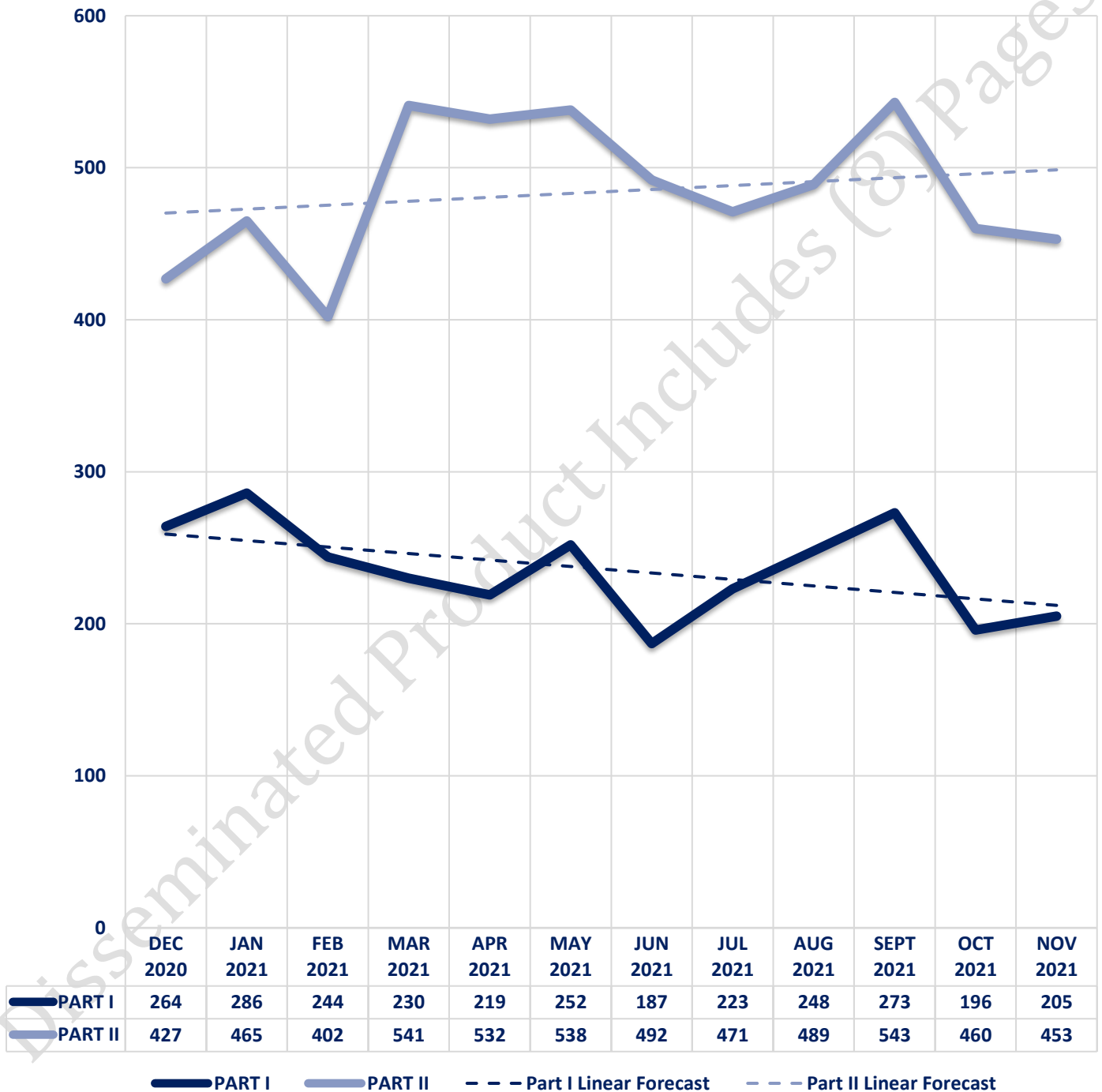


Seized Drugs

TYPE	DOSES	STREET VALUE
Cocaine	652.8	\$ 6,528.00
Heroin	1693.4	\$ 16,934.30
Marijuana	2216.2	\$ 13,296.95
Hallucinogens	24.7	\$ 49.35
Amphetamines	2735.5	\$ 27,355.00
TOTAL	7322.6	\$ 64,163.59



Part I & II Offenses - One Year





CITY COUNCIL DISTRICT #2

MONTHLY OFFENSE SUMMARY

December 2021

These figures represent preliminary counts of original Police Incident Reports and include all offenses within the above listed City Council District only. Full statistical analysis to determine the confidence level of this data has not been performed. The results contained herein are approximate in relation to the listed area and may not fully coincide with data shown in other areas of SLCPD's Crime Statistics page such as Calls for Service, Crimes Trending, and Crime Reports due to and reflective of departmental procedures that were in place at the time the event occurred and the date this data was compiled. Results displayed are not distinguished as attempted or completed crimes, do not include other calls for police service, and only represent police service where a report was made. Police Incident Reports are classified by primary offense categories as defined by the Uniform Crime Reporting (UCR) system, however for this report all offenses are included, and each incident may have more than one offense listed on it. In cases where there is more than one offense listed, all offenses are counted individually. Although every reasonable verification effort is made, the accuracy of any data is subject to the constraints of the report generation process as well as the manner, format, and point in time of any query.

COMPSTAT OFFENSES: (Part I)

Chosen by the FBI as Part I Offenses because they are serious crimes that occur with regularity in all areas of the country and are likely to be reported to Police.

EXTENDED COMPSTAT OFFENSES: (Part II)

All other crimes other than the eight CompStat Offenses. The Uniform Crime Reporting Program gathers only arrest data for these offenses, however, SLCPD results displayed in this document display all of these, regardless of the presence of arrest data.

ALL OTHER OFFENSES:

Under the Extended CompStat Offense section, 'All Other Offenses' include Peeping Tom, Trespass, Kidnap/Abduction, Pornography, Extortion/Blackmail, Bribery, Warrants, Sexual Offenses, Obstruction, Public Peace, and Hit & Run.

NON-UCR OFFENSES:

Non-UCR Offenses include reports for all other offenses not classified as a CompStat or Extended CompStat Offense. Results displayed separate some of these offenses such as Ambulance Calls, Deaths, Missing Persons, Suicides, Suspicious Activity, and Traffic Accidents.

ALL OTHER NON-UCR:

Under the Non-UCR category, 'All Other' include the remainder of offenses not classified as CompStat or CompStat Extended and not separated from the Non-UCR Offenses. These include things such as Loud Parties, Barking Dogs, Mentally Ill Subjects, Citizen Assistance, etc.

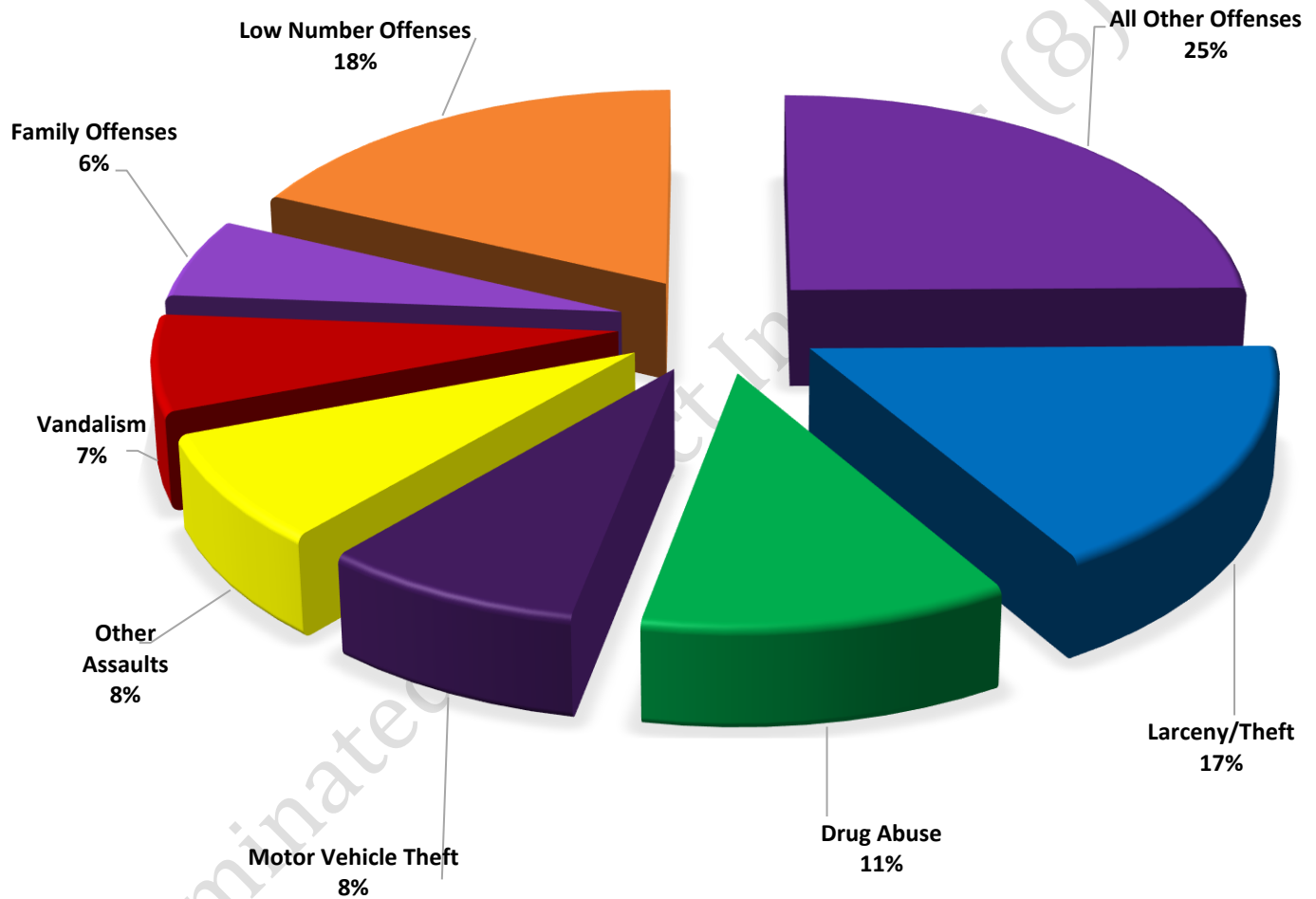
LOW NUMBER OFFENSES:

On page two, in the interest of space and allowing for easier viewing, the category titled 'Low Number Offenses' include CompStat and Extended CompStat Offenses from page one that have totals under the amount of 18.

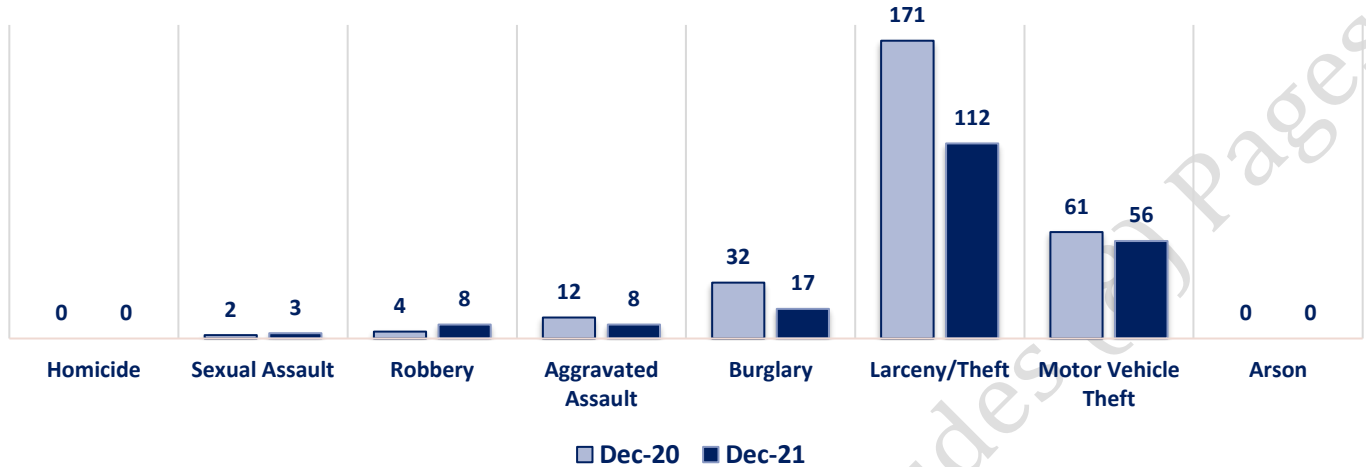
Offenses

COMPSTAT OFFENSES	OFFENSE	Dec-20	Dec-21	EXTENDED COMPSTAT OFFENSES	OFFENSE	DEC 20	DEC 21
VIOLENT	Homicide	0	0	PROPERTY	Other Assaults	61	53
	Sexual Assault	2	3		Forgery/Counterfeiting	8	4
	Robbery	4	8		Fraud	20	18
	Aggravated Assault	12	8		Embezzlement	0	0
	Burglary	32	17		Stolen Property	7	10
	Larceny/Theft	171	112		Vandalism	64	47
	Motor Vehicle Theft	61	56		Weapons	10	15
	Arson	0	0		Prostitution	1	0
COMPSTAT TOTALS		282	204	SEX OFFENSES		4	2
NON-UCR OFFENSES	Ambulance Calls	10	20	NON-UCR OFFENSES	Drug Abuse	30	78
	Deaths	7	4		Gambling	0	0
	Missing Persons	9	4		Family Offenses	54	39
	Suicides	0	1		DUI	9	16
	Suspicious Activity	18	31		Liquor Laws	2	1
	Traffic Accidents	77	82		Drunkenness	7	10
	All Other	191	282		Disorderly Conduct	9	9
	NON-UCR TOTALS	312	424		All Other Offenses	156	167
TOTALS	COMPSTAT OFFENSES	282	204	TOTALS	Curfew/Loitering	0	0
	EXTENDED COMPSTAT OFFENSES	447	469		Runaway	5	0
	NON-UCR OFFENSES	312	424		EXTENDED COMPSTAT TOTALS	447	469
	TOTAL	1041	1097				

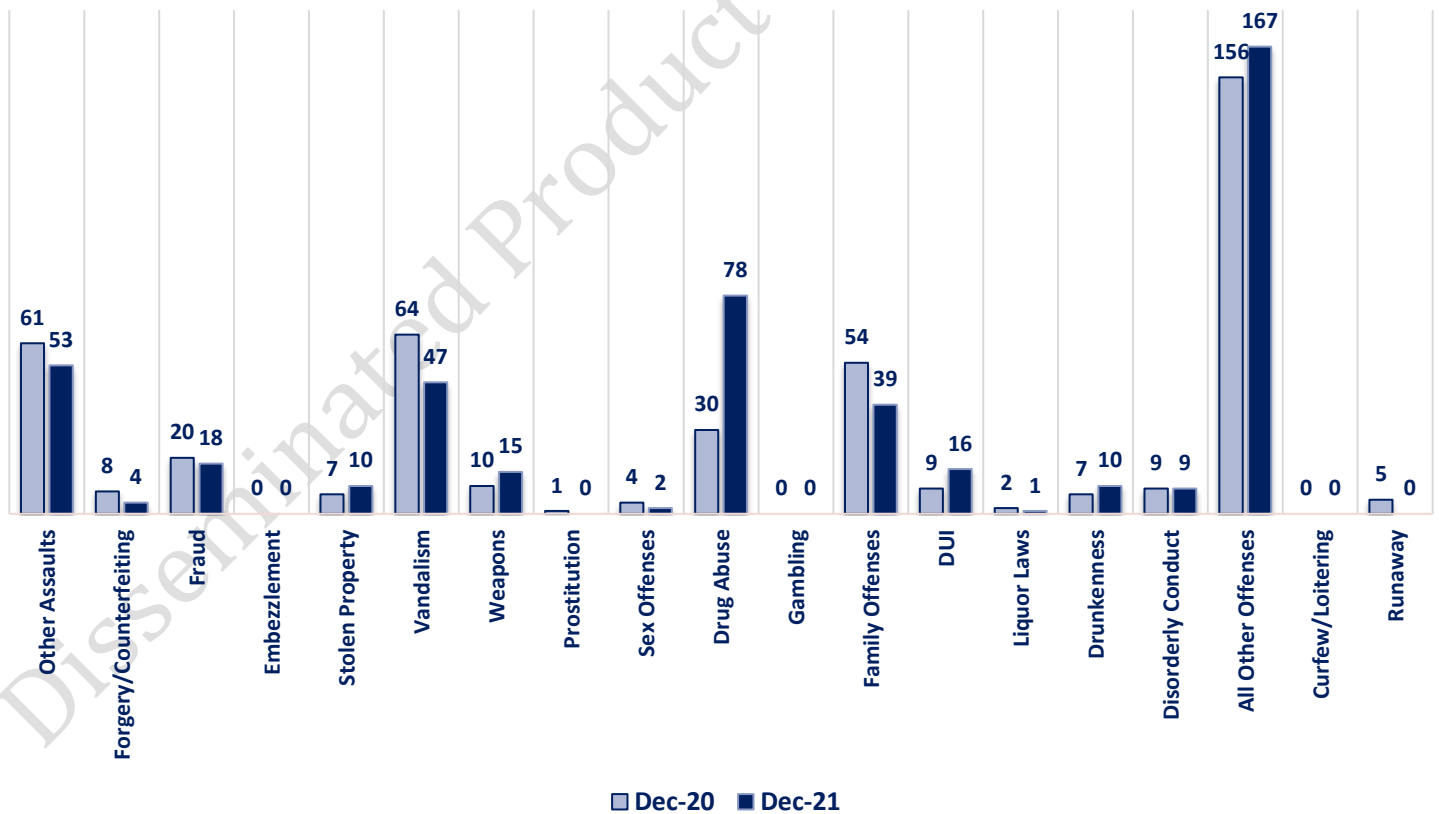
**DECEMBER 2021 - COMPSTAT AND EXTENDED COMPSTAT
OFFENSE PERCENTAGES**



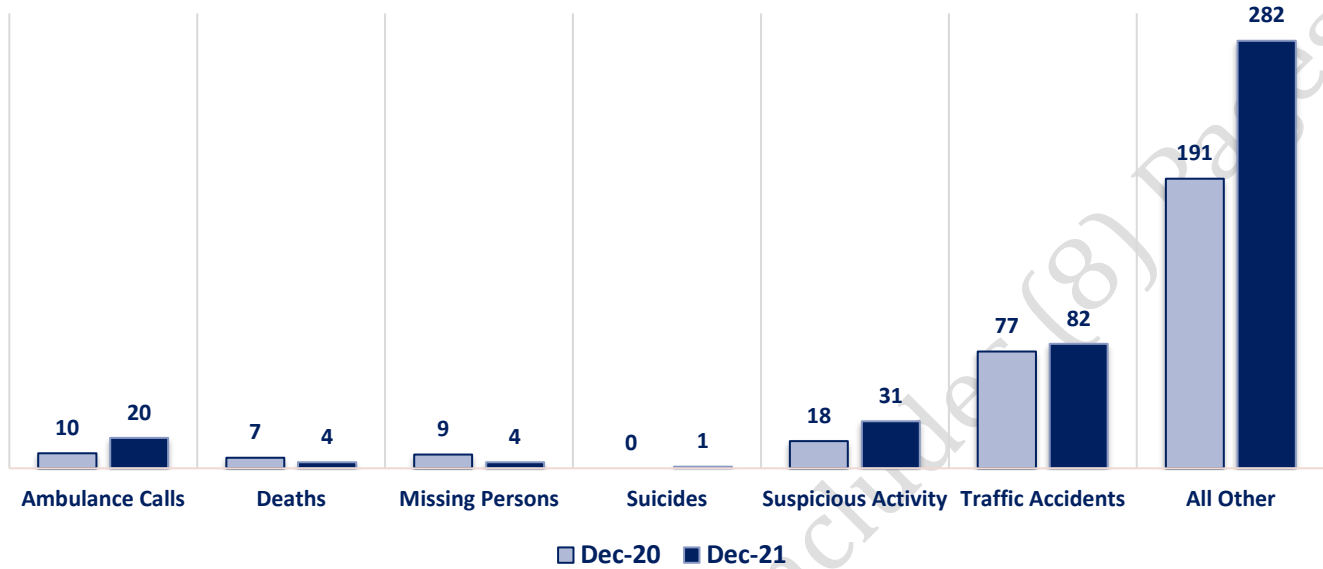
CompStat Offenses



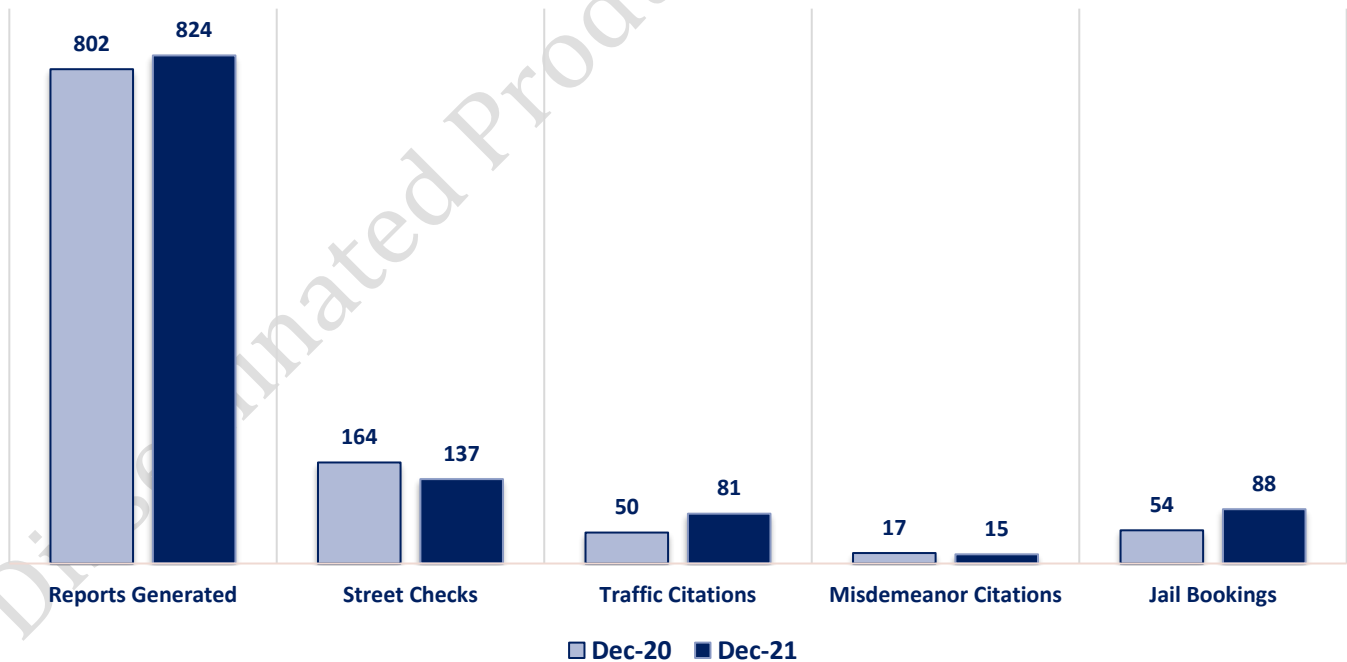
Extended CompStat Offenses



Non-UCR Offenses

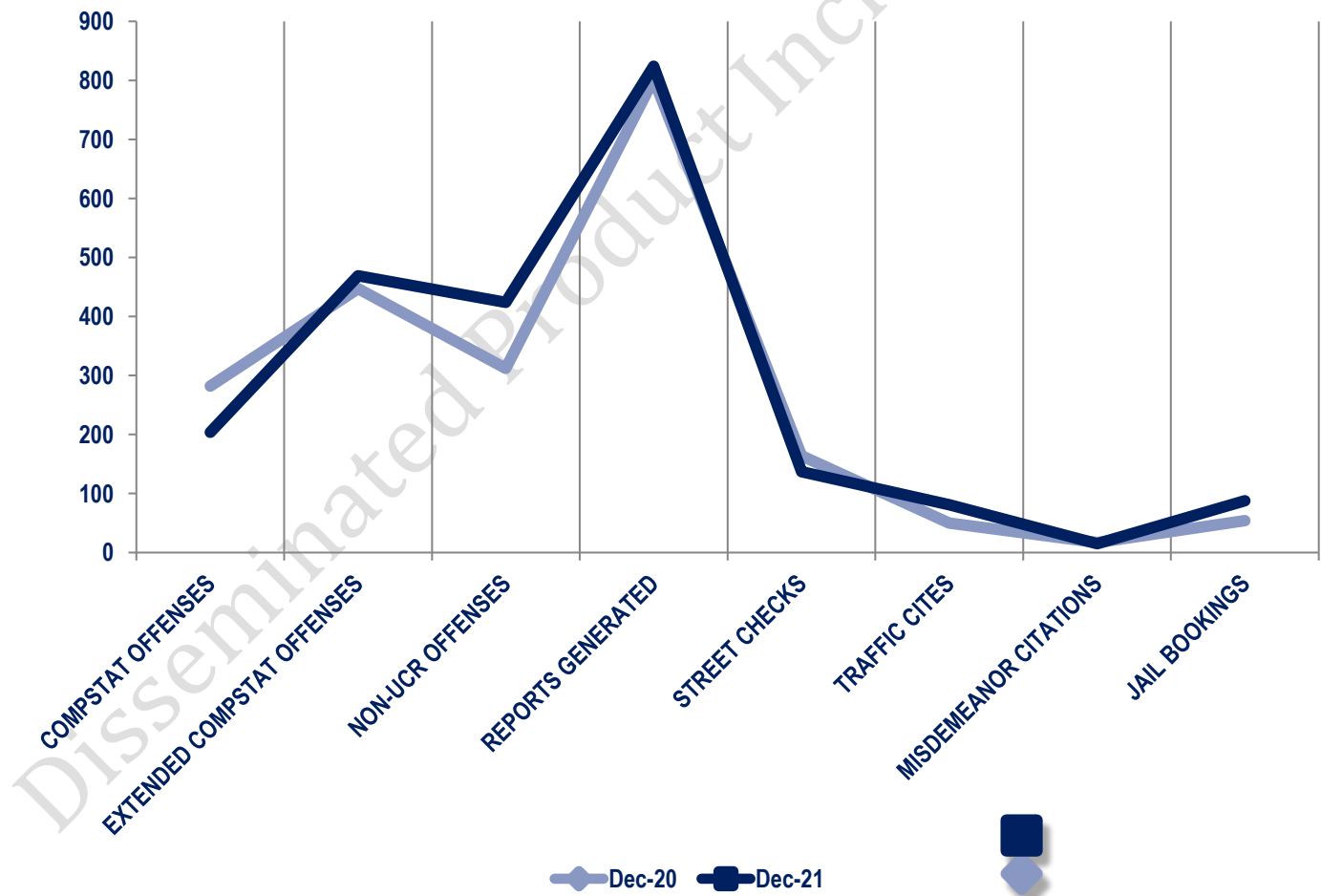


Other Event Totals



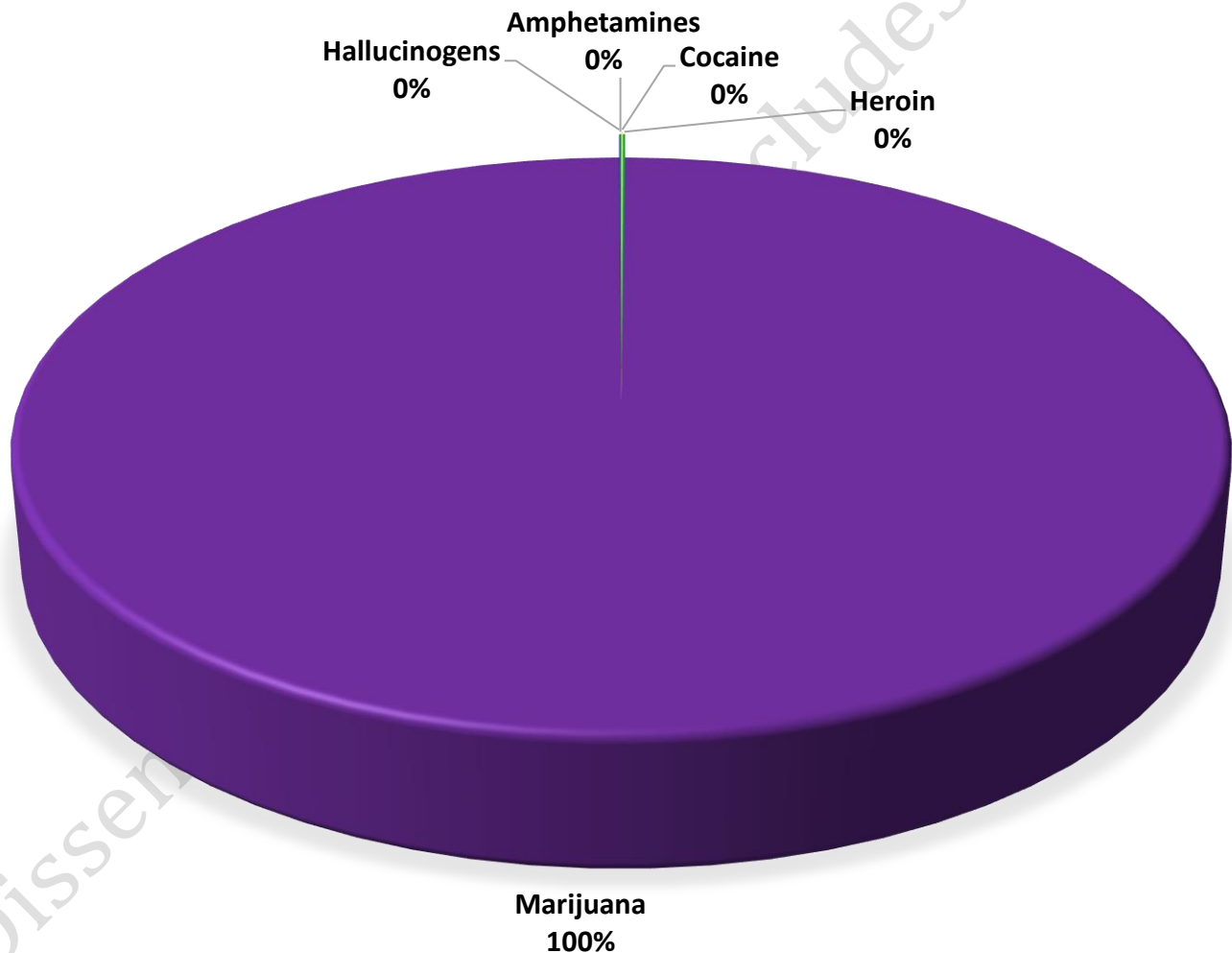
Combined Offense/Event Trends

	DEC 2020	DEC 2021
CompStat Offenses	282	204
Extended CompStat Offenses	447	469
Non-UCR Offenses	312	424
Reports Generated	802	824
Street Checks	164	137
Traffic Cites	50	81
Misdemeanor Citations	17	15
Jail Bookings	54	88



Seized Drugs

TYPE	DOSES	STREET VALUE
Cocaine	526.0	\$ 5,260.00
Heroin	778.0	\$ 7,780.00
Marijuana	1124954.1	\$ 6,749,724.83
Hallucinogens	8.8	\$ 17.64
Amphetamines	718.0	\$ 7,180.00
TOTAL	1126985.0	\$ 6,769,962.47



CompStat & Extended CompStat Offenses - One Year

