



CITY COUNCIL DISTRICT #3

MONTHLY OFFENSE SUMMARY

January 2021

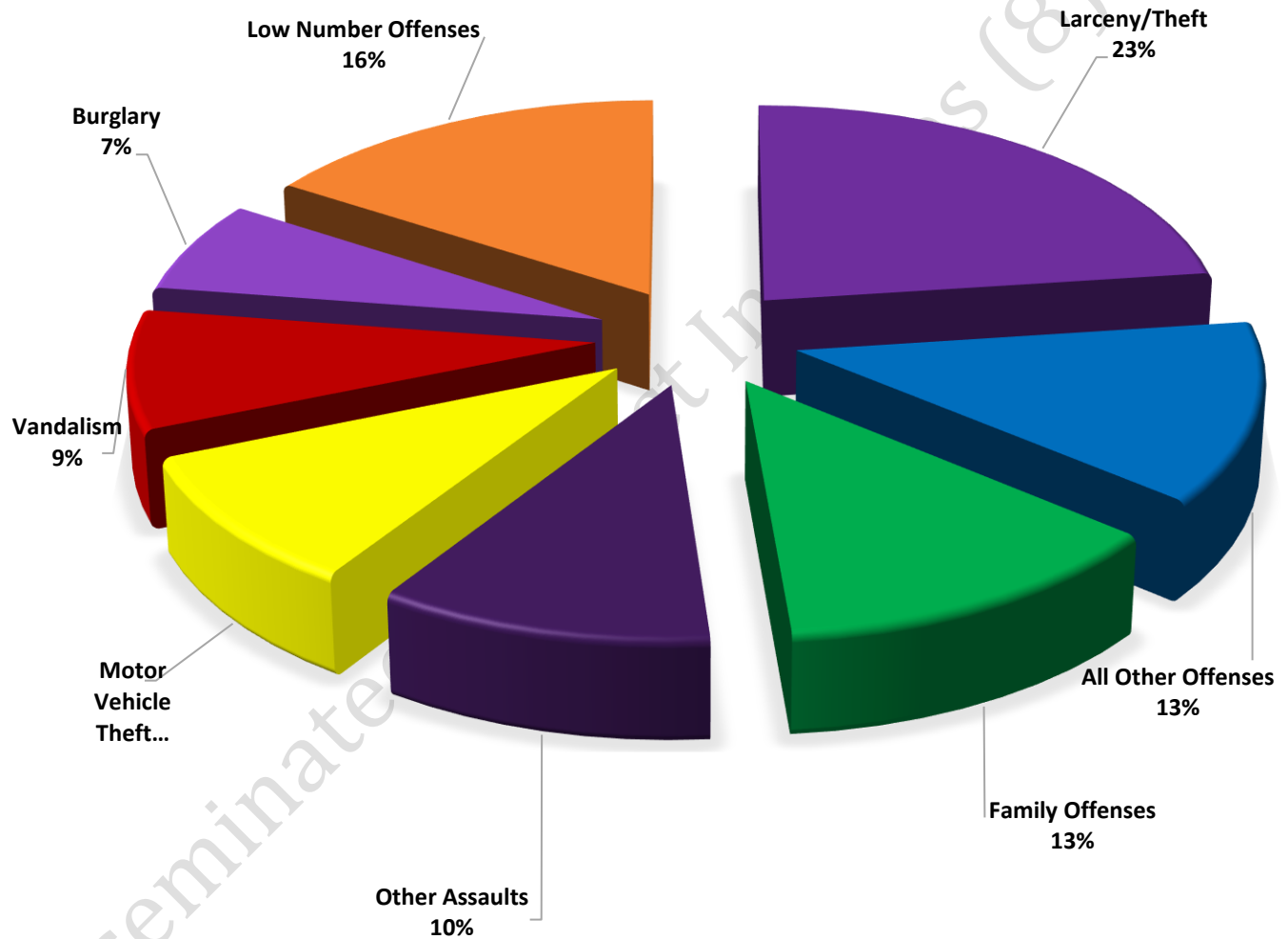
These figures represent preliminary counts of original Police Incident Reports and include all offenses within the above listed City Council District only. Full statistical analysis to determine the confidence level of this data has not been performed. The results contained herein are approximate in relation to the listed area and may not fully coincide with data shown in other areas of SLCPD's Crime Statistics page such as Calls for Service, Crimes Trending, and Crime Reports due to and reflective of departmental procedures that were in place at the time the event occurred and the date this data was compiled. Results displayed are not distinguished as attempted or completed crimes, do not include other calls for police service, and only represent police service where a report was made. Police Incident Reports are classified by primary offense categories as defined by the Uniform Crime Reporting (UCR) system, however for this report all offenses are included, and each incident may have more than one offense listed on it. In cases where there is more than one offense listed, all offenses are counted individually. Although every reasonable verification effort is made, the accuracy of any data is subject to the constraints of the report generation process as well as the manner, format, and point in time of any query.

PART I OFFENSES:	Chosen by the FBI as Part I Offenses because they are serious crimes that occur with regularity in all areas of the country and are likely to be reported to Police.
PART II OFFENSES:	All other crimes other than the eight Part I Offenses. The Uniform Crime Reporting Program gathers only arrest data for Part II Offenses, however, SLCPD results displayed in this document display all Part II Offenses, regardless of the presence of arrest data.
ALL OTHER OFFENSES:	Under the Part II Offense section, 'All Other Offenses' include Peeping Tom, Trespass, Kidnap/Abduction, Pornography, Extortion/Blackmail, Bribery, Warrants, Sexual Offenses, Obstruction, Public Peace, and Hit & Run.
NON-UCR OFFENSES:	Non-UCR Offenses include reports for all other offenses not classified as a Part I or Part II Offense. Results displayed separate some of these offenses such as Ambulance Calls, Deaths, Missing Persons, Suicides, Suspicious Activity, and Traffic Accidents.
ALL OTHER NON-UCR:	Under the Non-UCR category, 'All Other' include the remainder of offenses not classified as Part I or Part II and not separated from the Non-UCR Offenses. These include things such as Loud Parties, Barking Dogs, Mentally Ill Subjects, Citizen Assistance, etc.
LOW NUMBER OFFENSES:	On page two, in the interest of space and allowing for easier viewing, the category titled 'Low Number Offenses' include Part I and Part II Offenses from page one that have totals under the amount of 12.

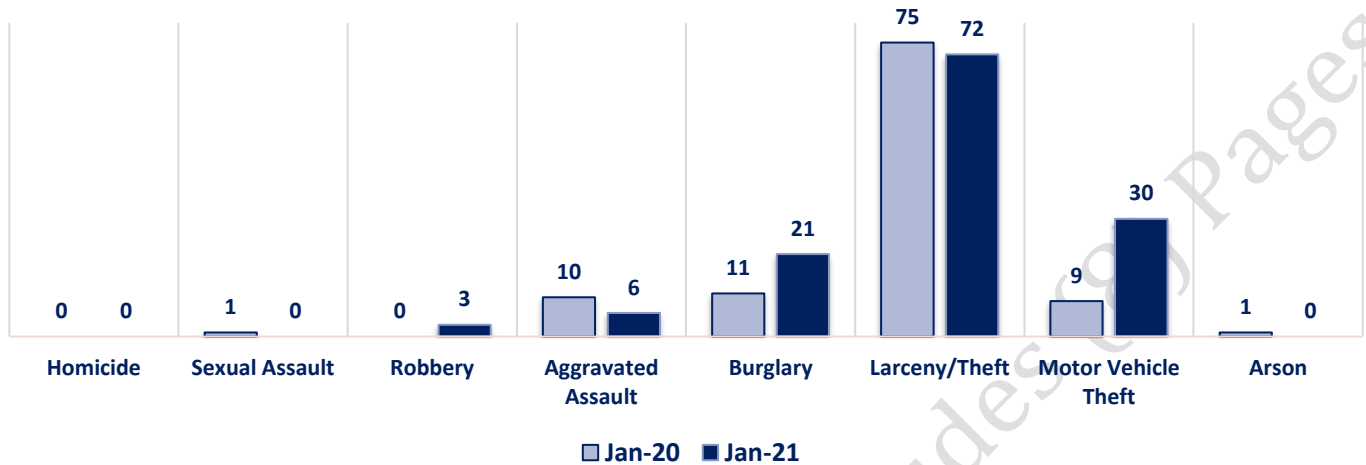
Offenses

PART I OFFENSES		OFFENSE		JAN 20	JAN 21	PART II OFFENSES			
		OFFENSE		JAN 20	JAN 21				
		Homicide		0	0				
		Sexual Assault		1	0				
		Robbery		0	3				
		Aggravated Assault		10	6				
		Burglary		11	21				
		Larceny/Theft		75	72				
		Motor Vehicle Theft		9	30				
		Arson		1	0				
PART I TOTALS		107	132	Sex Offenses		1	0		
NON-UCR OFFENSES		Ambulance Calls		11	8	Drug Abuse		19	12
		Deaths		5	2	Gambling		0	0
		Missing Persons		1	5	Family Offenses		27	40
		Suicides		0	0	DUI		4	5
		Suspicious Activity		9	22	Liquor Laws		1	0
		Traffic Accidents		46	23	Drunkenness		6	2
		All Other		109	103	Disorderly Conduct		0	6
		NON-UCR TOTALS		181	163	All Other Offenses		62	41
PART I OFFENSES		107	132	Curfew/Loitering		0	0		
PART II OFFENSES		200	182	Runaway		5	1		
NON-UCR OFFENSES		181	163	PART II TOTALS		200	182		
TOTAL		488	477						

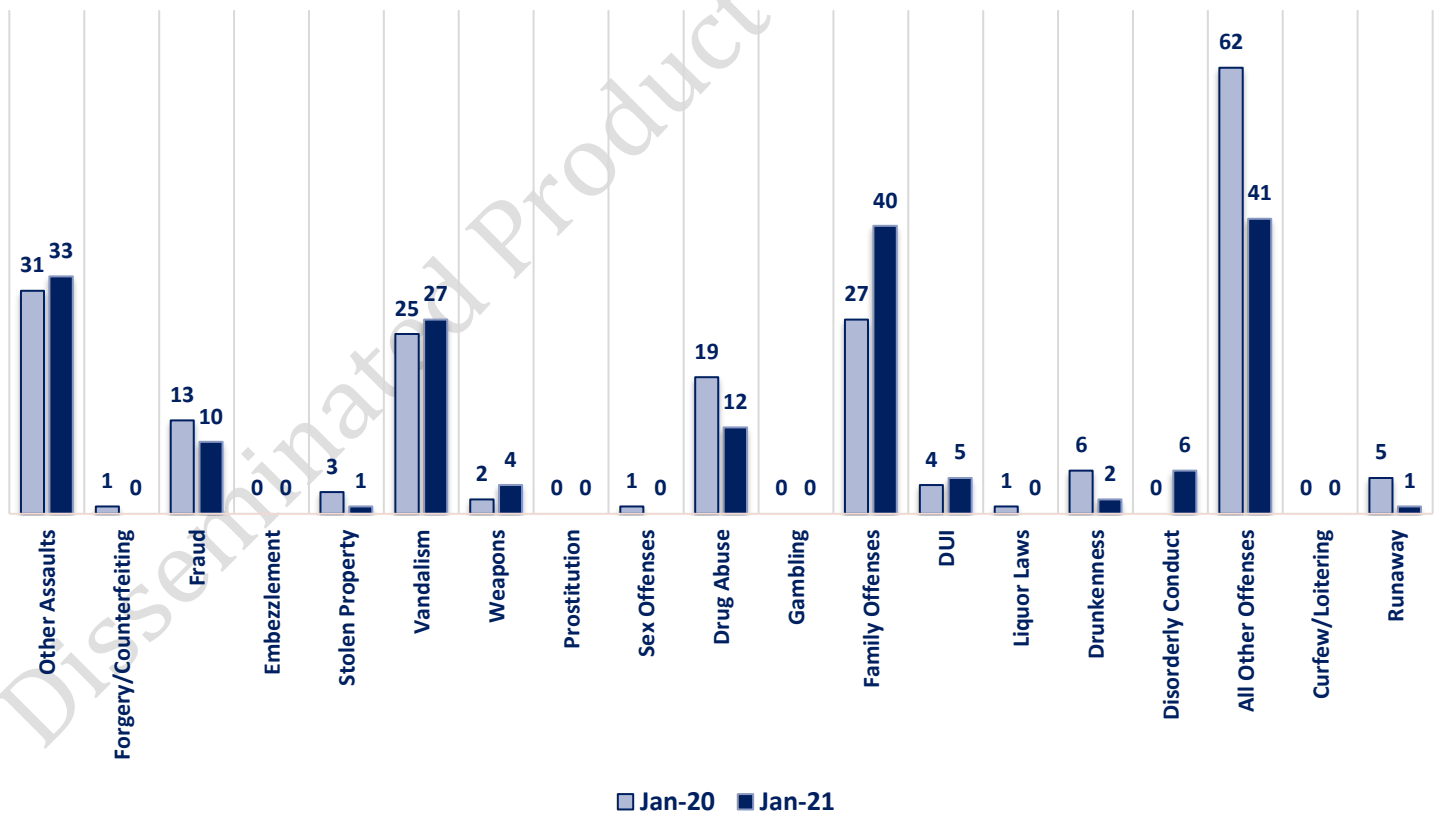
JAN 2021- PART I & II OFFENSE PERCENTAGES



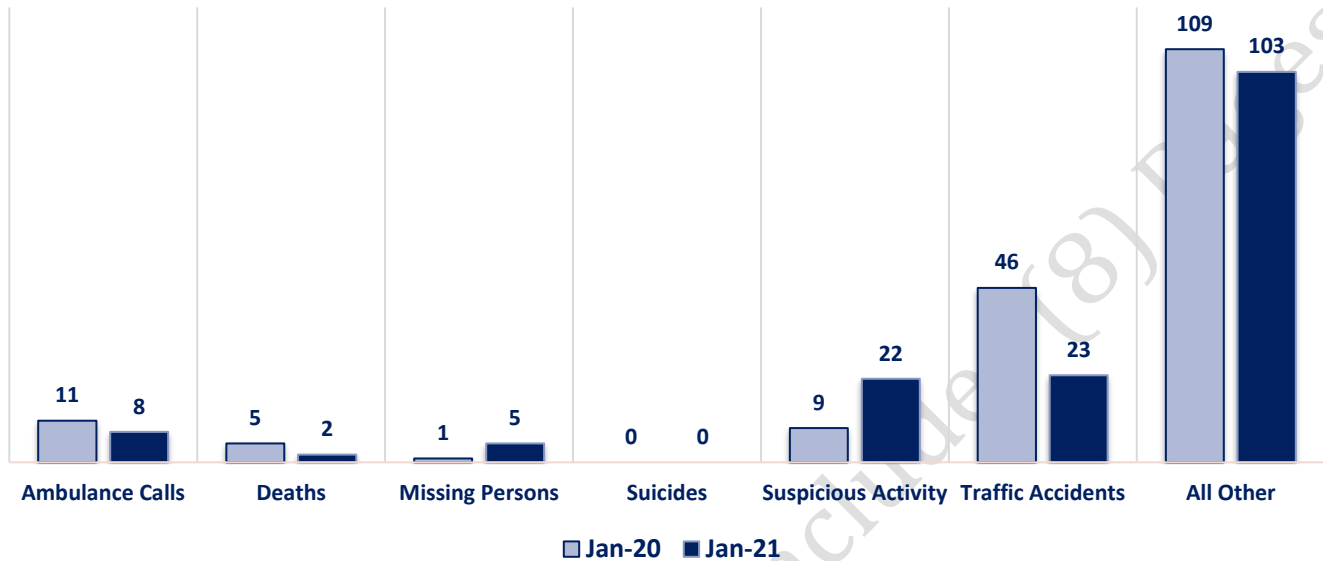
Part I Offenses



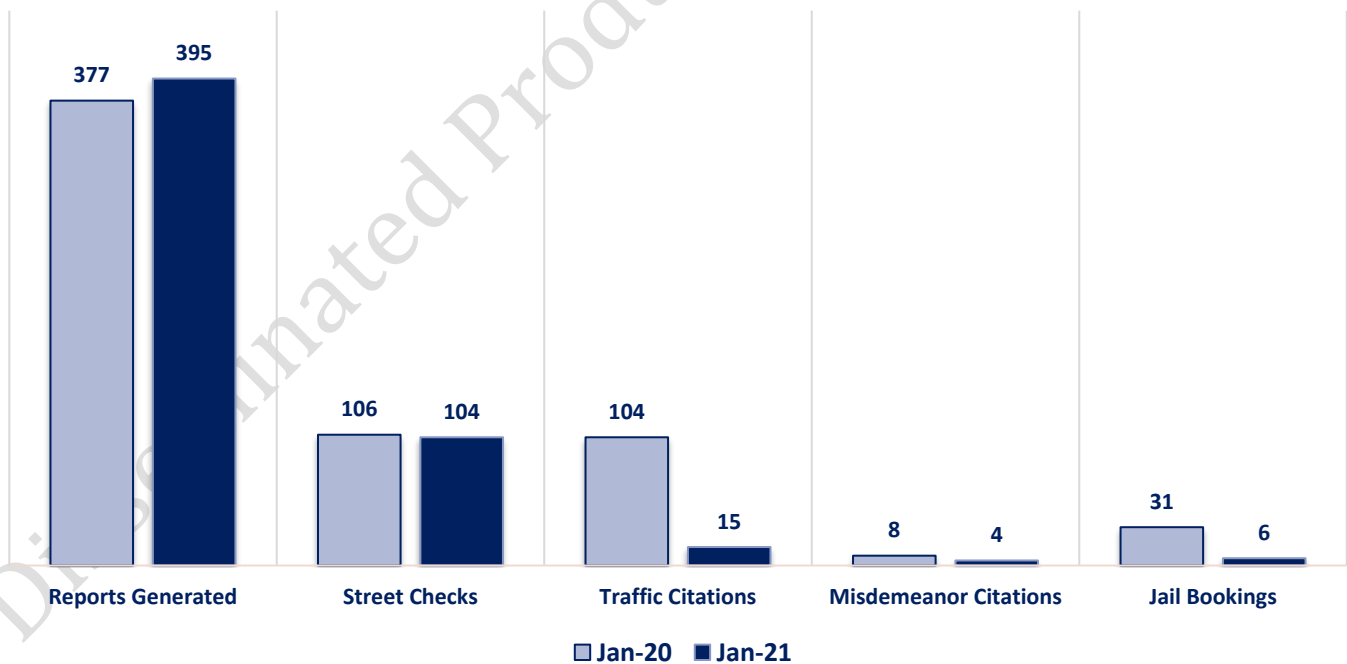
Part II Offenses



Non-UCR Offenses

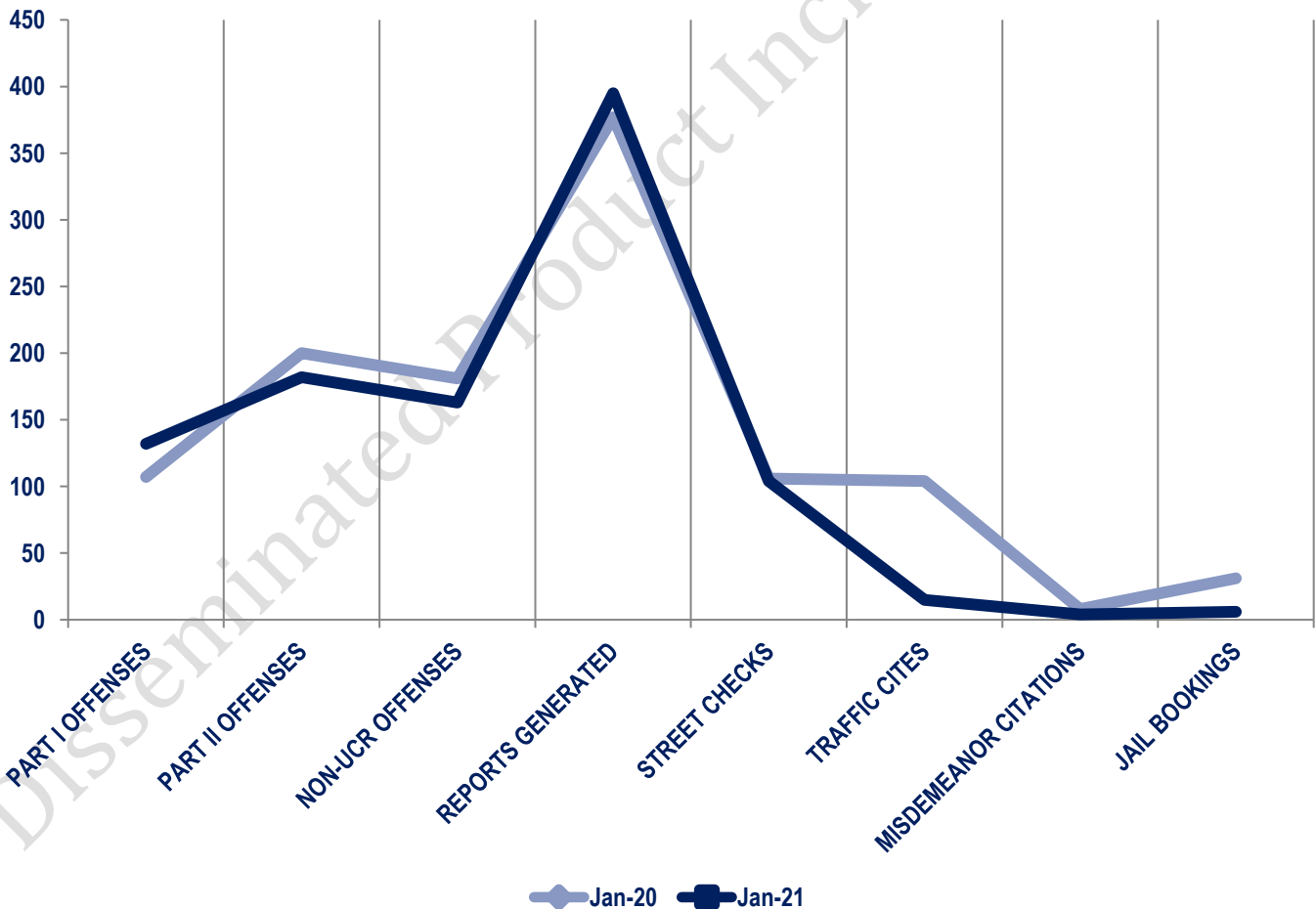


Other Event Totals



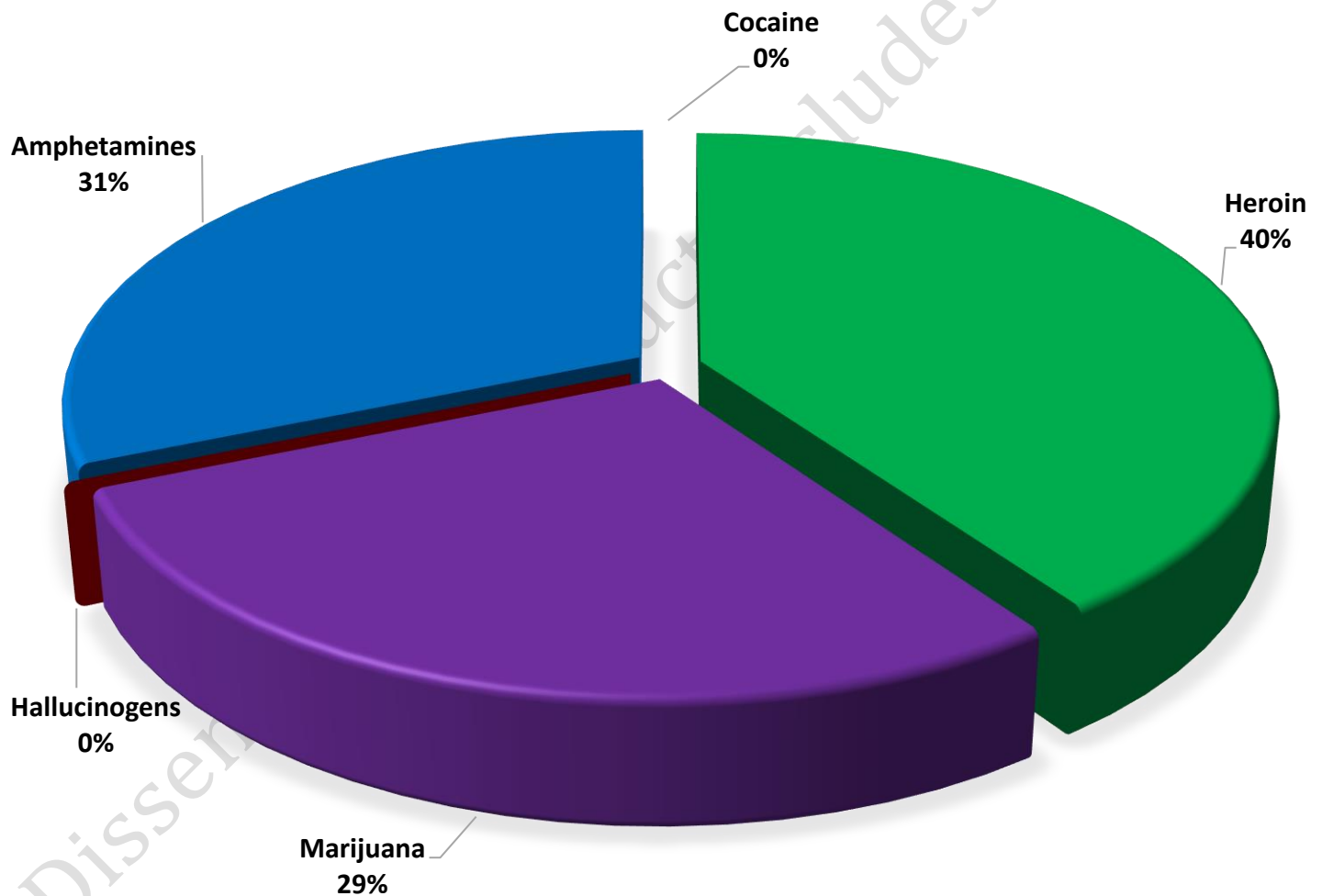
Combined Offense/Event Trends

	JAN 2020	JAN 2021
Part I Offenses	107	132
Part II Offenses	200	182
NonUCR Offenses	181	163
Reports Generated	377	395
Street Checks	106	104
Traffic Citations	104	15
Misdemeanor Citations	8	4
Jail Bookings	31	6

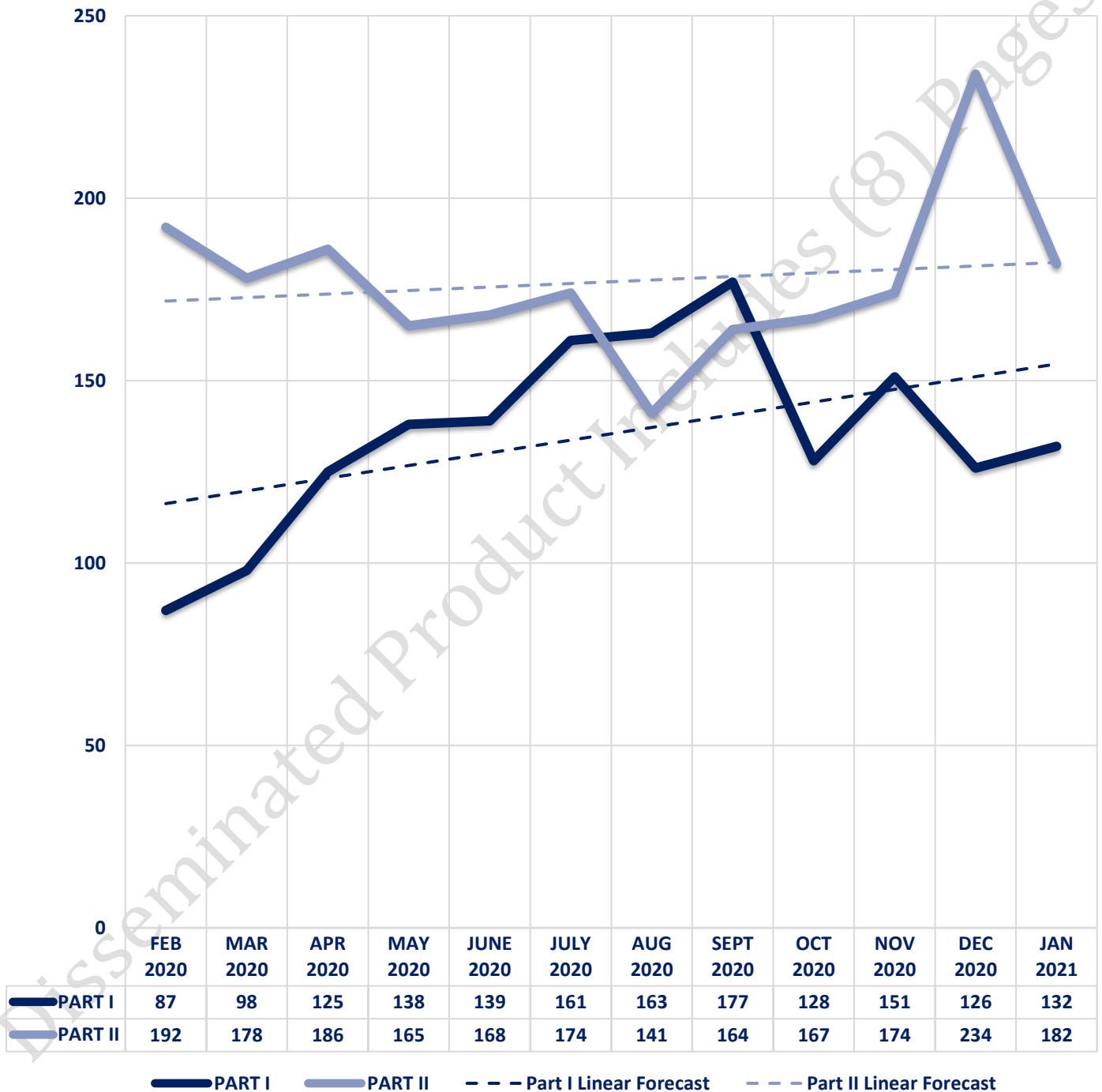


Seized Drugs

TYPE	DOSES	STREET VALUE
Cocaine	0.0	\$ -
Heroin	81.0	\$ 810.00
Marijuana	57.5	\$ 344.98
Hallucinogens	0.0	\$ -
Amphetamines	63.0	\$ 630.00
TOTAL	201.5	\$ 1,784.98



Part I & II Offenses - One Year





CITY COUNCIL DISTRICT #3

MONTHLY OFFENSE SUMMARY

February 2021

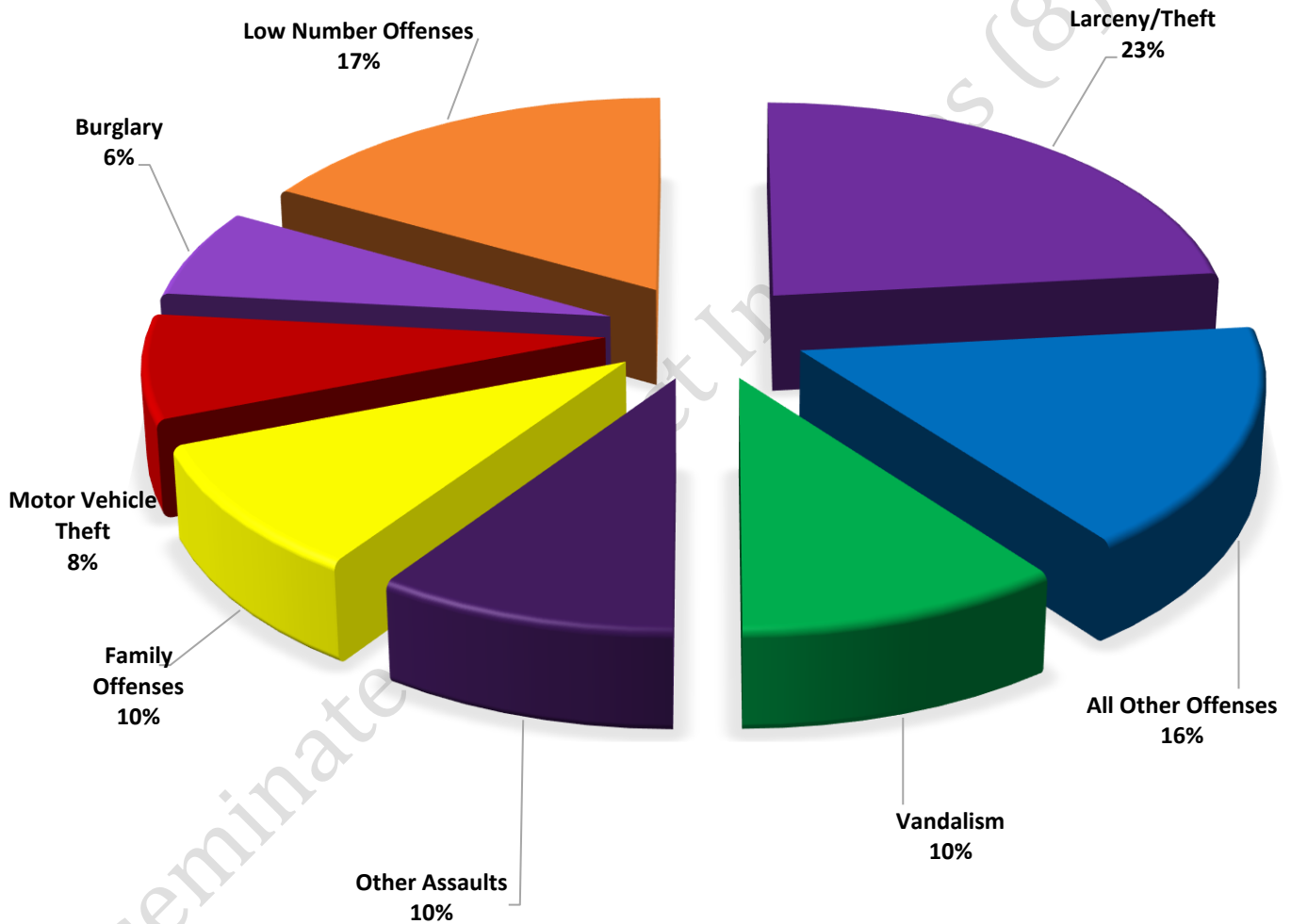
These figures represent preliminary counts of original Police Incident Reports and include all offenses within the above listed City Council District only. Full statistical analysis to determine the confidence level of this data has not been performed. The results contained herein are approximate in relation to the listed area and may not fully coincide with data shown in other areas of SLCPD's Crime Statistics page such as Calls for Service, Crimes Trending, and Crime Reports due to and reflective of departmental procedures that were in place at the time the event occurred and the date this data was compiled. Results displayed are not distinguished as attempted or completed crimes, do not include other calls for police service, and only represent police service where a report was made. Police Incident Reports are classified by primary offense categories as defined by the Uniform Crime Reporting (UCR) system, however for this report all offenses are included, and each incident may have more than one offense listed on it. In cases where there is more than one offense listed, all offenses are counted individually. Although every reasonable verification effort is made, the accuracy of any data is subject to the constraints of the report generation process as well as the manner, format, and point in time of any query.

PART I OFFENSES:	Chosen by the FBI as Part I Offenses because they are serious crimes that occur with regularity in all areas of the country and are likely to be reported to Police.
PART II OFFENSES:	All other crimes other than the eight Part I Offenses. The Uniform Crime Reporting Program gathers only arrest data for Part II Offenses, however, SLCPD results displayed in this document display all Part II Offenses, regardless of the presence of arrest data.
ALL OTHER OFFENSES:	Under the Part II Offense section, 'All Other Offenses' include Peeping Tom, Trespass, Kidnap/Abduction, Pornography, Extortion/Blackmail, Bribery, Warrants, Sexual Offenses, Obstruction, Public Peace, and Hit & Run.
NON-UCR OFFENSES:	Non-UCR Offenses include reports for all other offenses not classified as a Part I or Part II Offense. Results displayed separate some of these offenses such as Ambulance Calls, Deaths, Missing Persons, Suicides, Suspicious Activity, and Traffic Accidents.
ALL OTHER NON-UCR:	Under the Non-UCR category, 'All Other' include the remainder of offenses not classified as Part I or Part II and not separated from the Non-UCR Offenses. These include things such as Loud Parties, Barking Dogs, Mentally Ill Subjects, Citizen Assistance, etc.
LOW NUMBER OFFENSES:	On page two, in the interest of space and allowing for easier viewing, the category titled 'Low Number Offenses' include Part I and Part II Offenses from page one that have totals under the amount of 11.

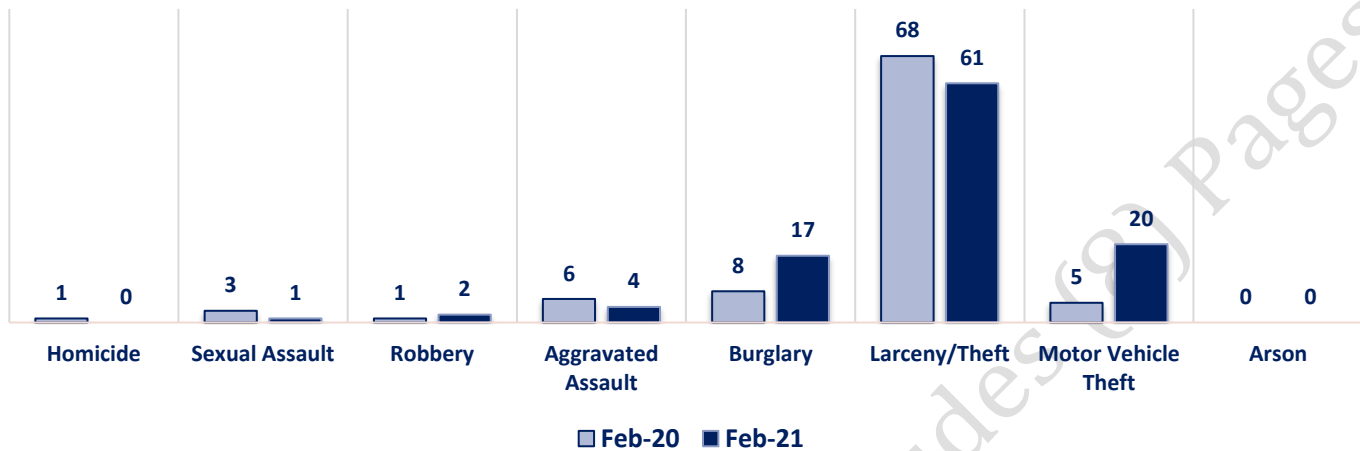
Offenses

PART I OFFENSES		OFFENSE		FEB 20	FEB 21	PART II OFFENSES			
		OFFENSE		FEB 20	FEB 21				
		Homicide		1	0				
		Sexual Assault		3	1				
		Robbery		1	2				
		Aggravated Assault		6	4				
		Burglary		8	17				
		Larceny/Theft		68	61				
		Motor Vehicle Theft		5	20				
		Arson		0	0				
PART I TOTALS		92	105	Sex Offenses		4	1		
NON-UCR OFFENSES		Ambulance Calls		14	10	Drug Abuse		19	11
		Deaths		1	2	Gambling		0	0
		Missing Persons		3	0	Family Offenses		21	25
		Suicides		1	0	DUI		4	2
		Suspicious Activity		15	15	Liquor Laws		0	1
		Traffic Accidents		31	28	Drunkenness		6	5
		All Other		86	77	Disorderly Conduct		3	6
		NON-UCR TOTALS		151	132	All Other Offenses		71	43
PART I OFFENSES		92	105	Curfew/Loitering		0	0		
PART II OFFENSES		200	157	Runaway		6	0		
NON-UCR OFFENSES		151	132	PART II TOTALS		200	157		
TOTAL		443	394						

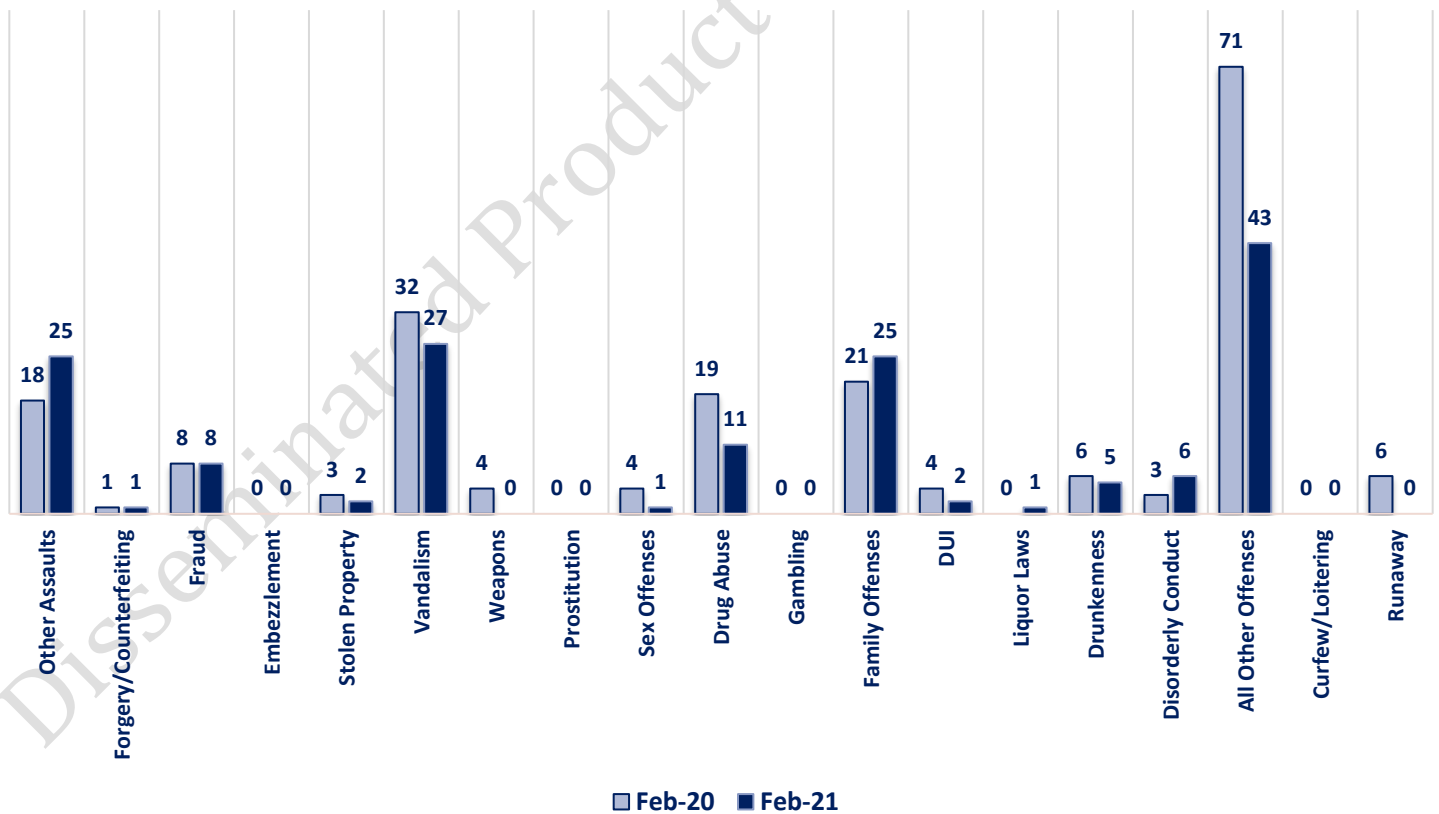
FEBRUARY 2021- PART I & II OFFENSE PERCENTAGES



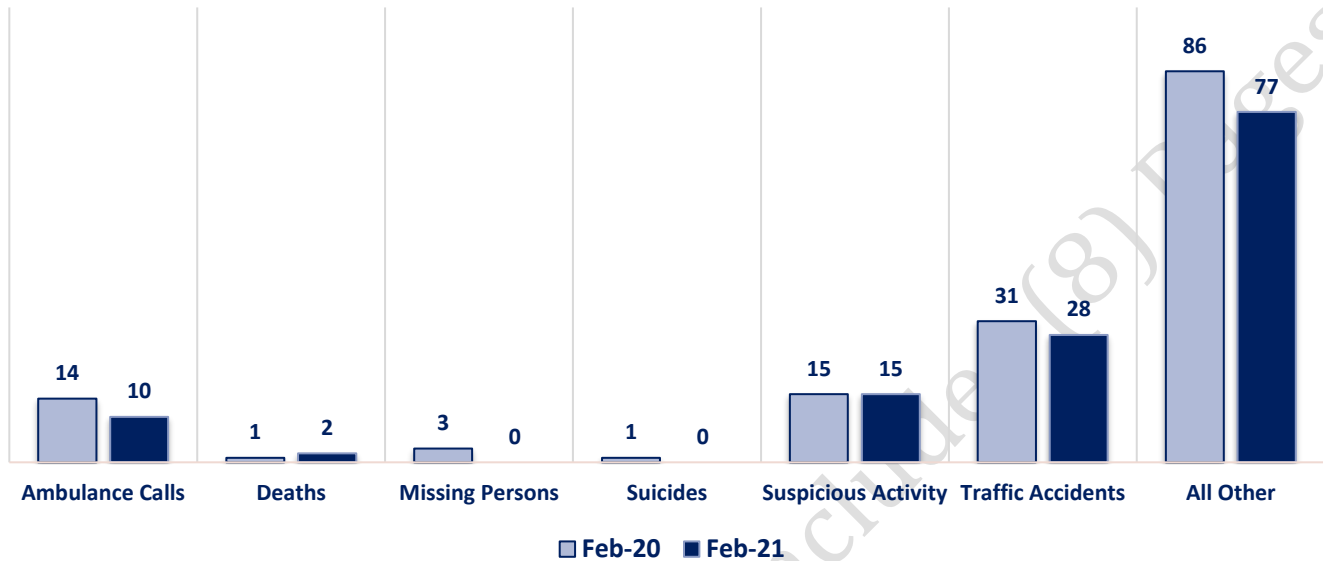
Part I Offenses



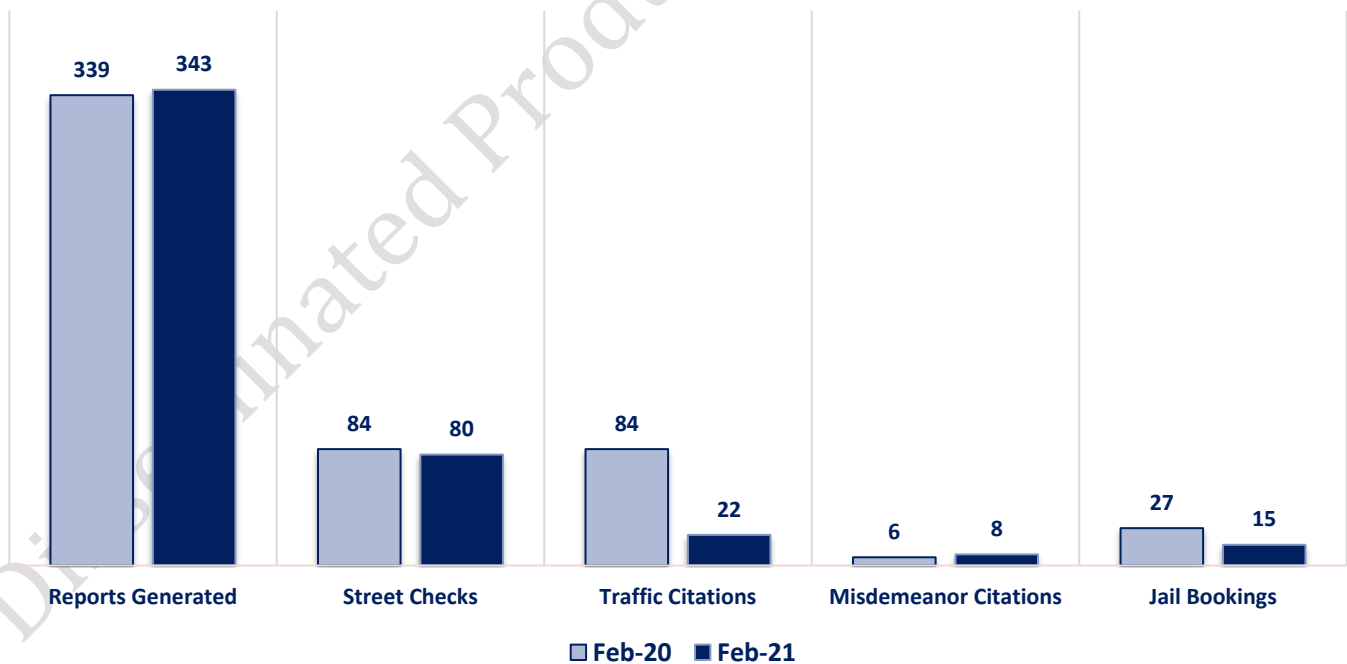
Part II Offenses



Non-UCR Offenses

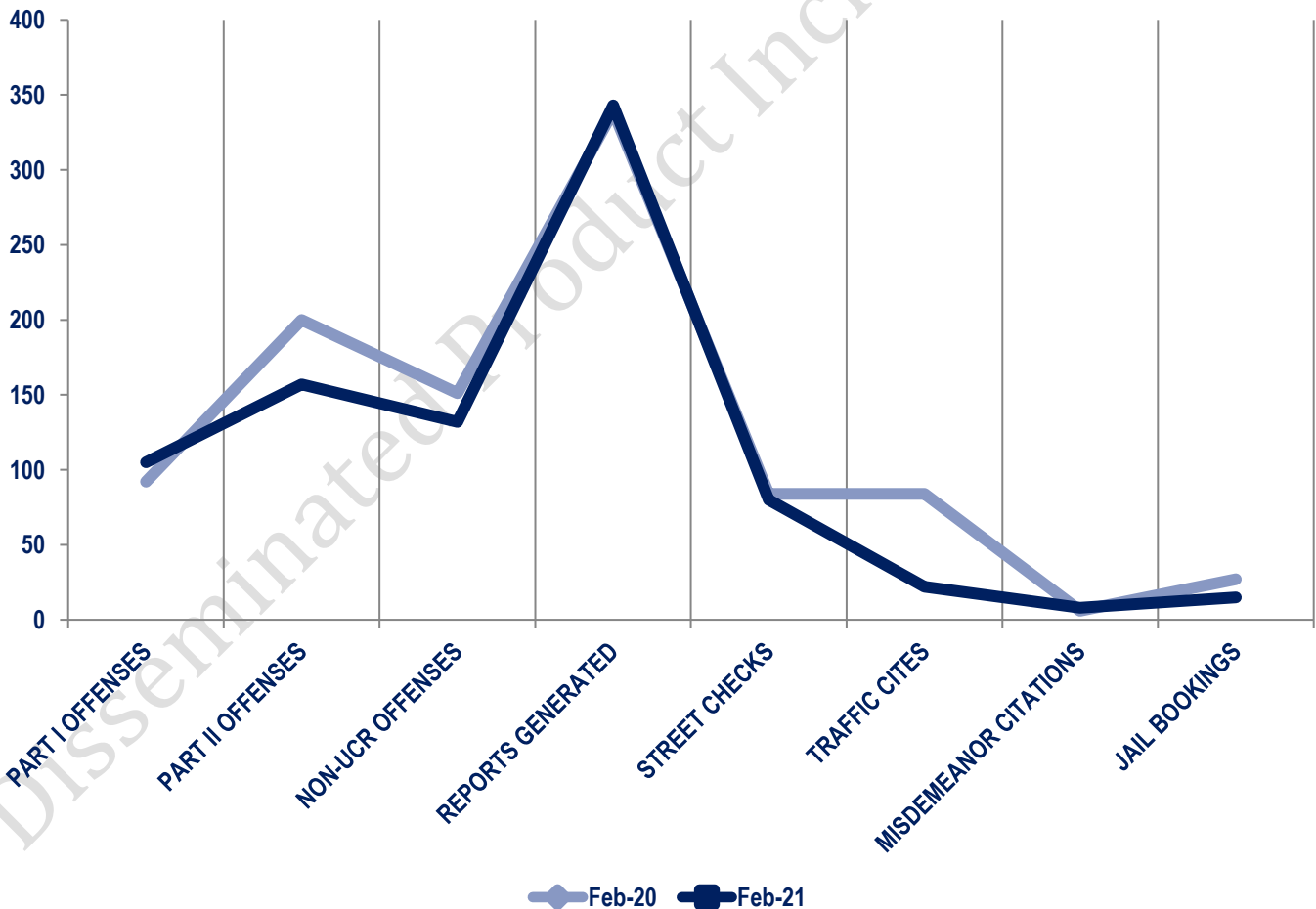


Other Event Totals



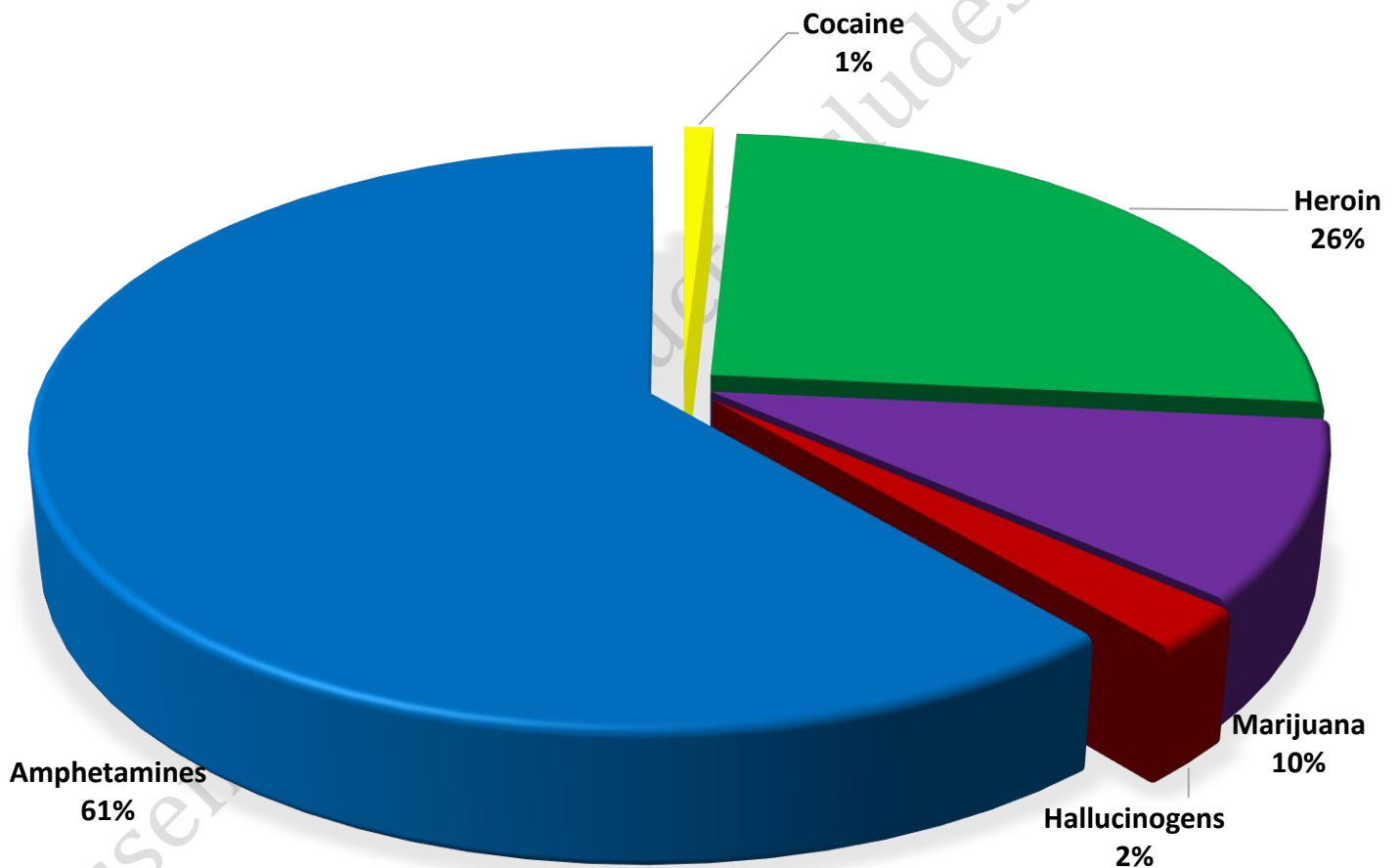
Combined Offense/Event Trends

	FEB 2020	FEB 2021
Part I Offenses	92	105
Part II Offenses	200	157
NonUCR Offenses	151	132
Reports Generated	339	343
Street Checks	84	80
Traffic Citations	84	22
Misdemeanor Citations	6	8
Jail Bookings	27	15

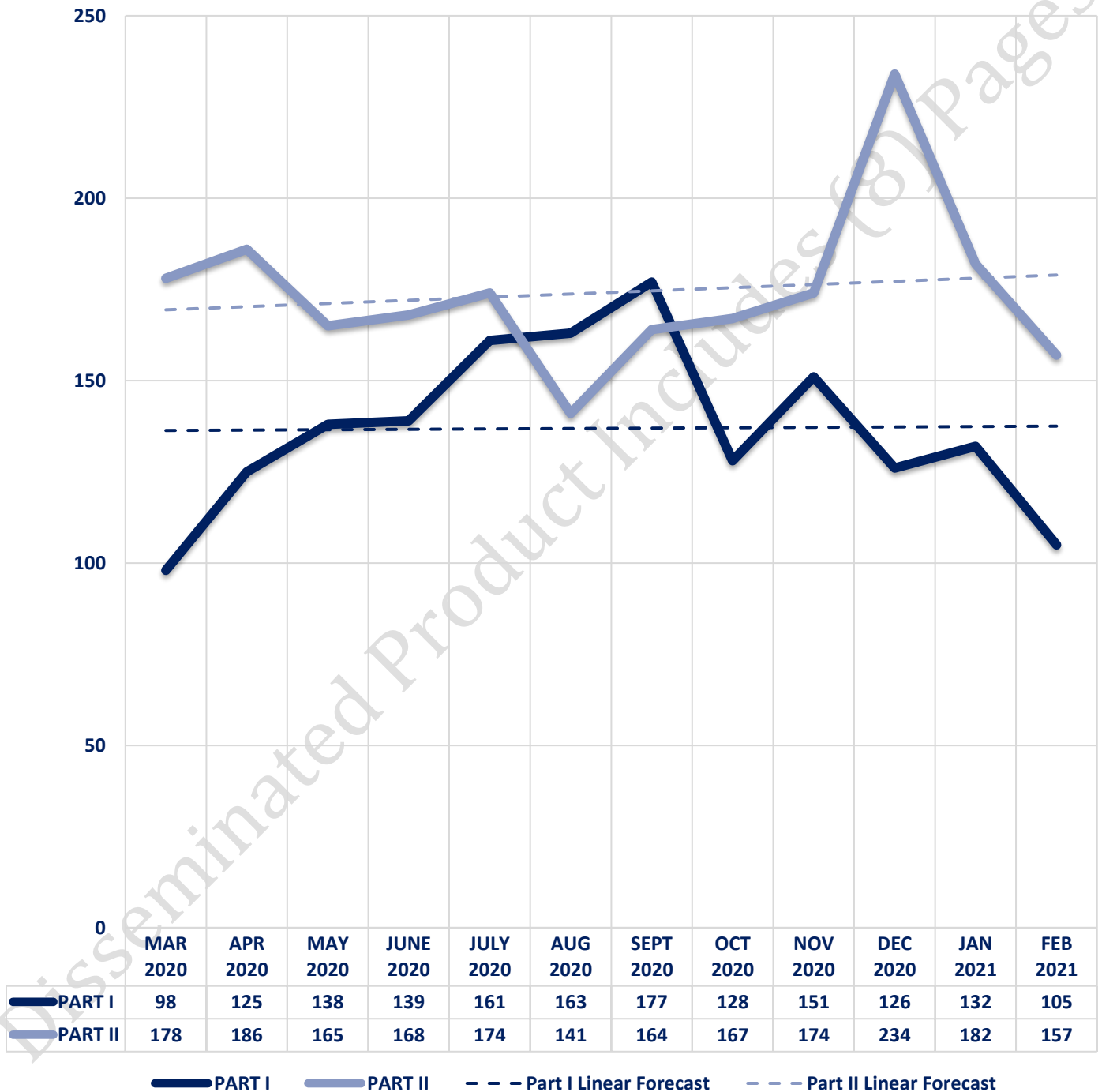


Seized Drugs

TYPE	DOSES	STREET VALUE
Cocaine	8.0	\$ 80.00
Heroin	228.0	\$ 2,280.00
Marijuana	88.2	\$ 529.11
Hallucinogens	20.6	\$ 41.27
Amphetamines	545.0	\$ 5,450.00
TOTAL	889.8	\$ 8,380.38



Part I & II Offenses - One Year





CITY COUNCIL DISTRICT #3

MONTHLY OFFENSE SUMMARY

March 2021

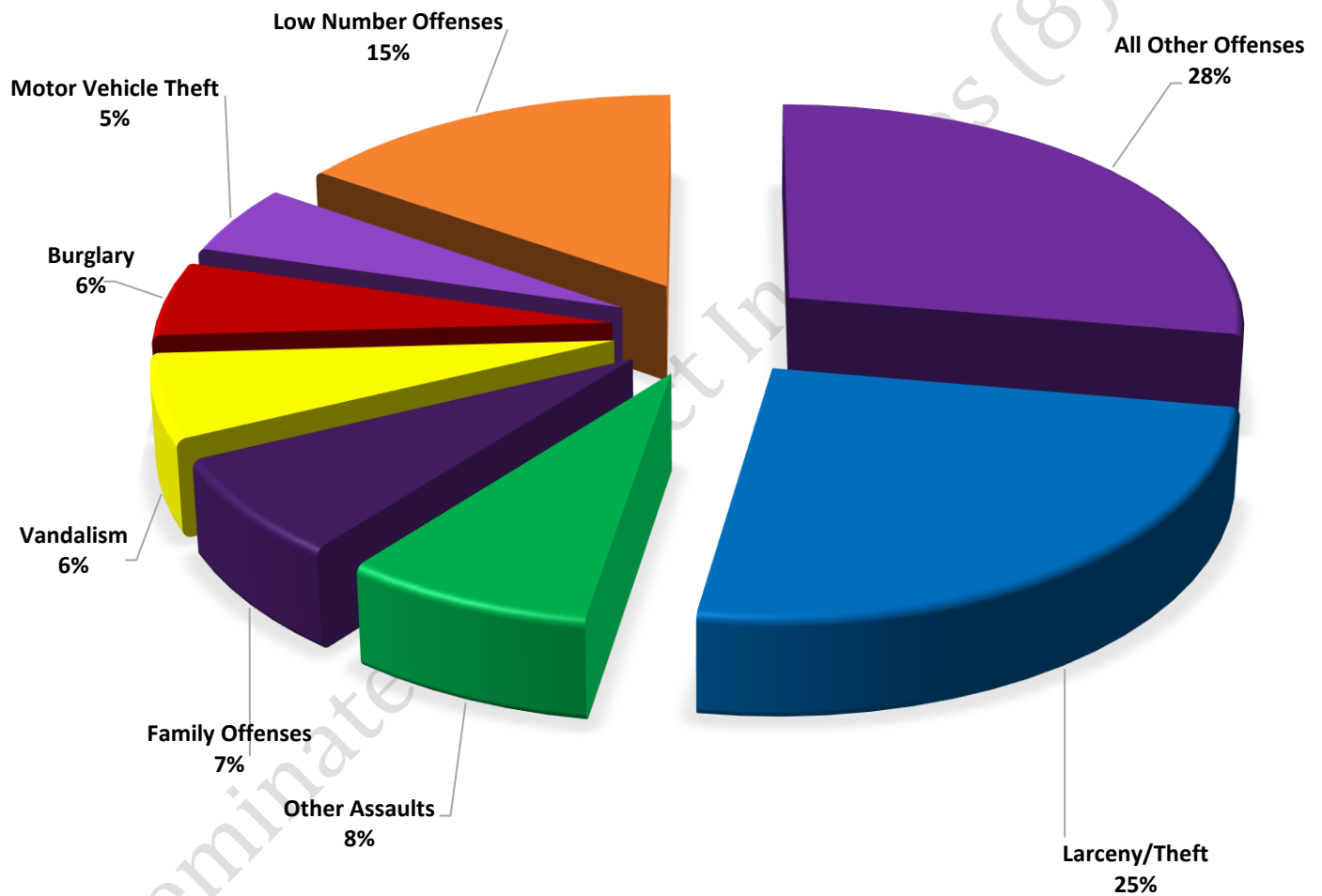
These figures represent preliminary counts of original Police Incident Reports and include all offenses within the above listed City Council District only. Full statistical analysis to determine the confidence level of this data has not been performed. The results contained herein are approximate in relation to the listed area and may not fully coincide with data shown in other areas of SLCPD's Crime Statistics page such as Calls for Service, Crimes Trending, and Crime Reports due to and reflective of departmental procedures that were in place at the time the event occurred and the date this data was compiled. Results displayed are not distinguished as attempted or completed crimes, do not include other calls for police service, and only represent police service where a report was made. Police Incident Reports are classified by primary offense categories as defined by the Uniform Crime Reporting (UCR) system, however for this report all offenses are included, and each incident may have more than one offense listed on it. In cases where there is more than one offense listed, all offenses are counted individually. Although every reasonable verification effort is made, the accuracy of any data is subject to the constraints of the report generation process as well as the manner, format, and point in time of any query.

PART I OFFENSES:	Chosen by the FBI as Part I Offenses because they are serious crimes that occur with regularity in all areas of the country and are likely to be reported to Police.
PART II OFFENSES:	All other crimes other than the eight Part I Offenses. The Uniform Crime Reporting Program gathers only arrest data for Part II Offenses, however, SLCPD results displayed in this document display all Part II Offenses, regardless of the presence of arrest data.
ALL OTHER OFFENSES:	Under the Part II Offense section, 'All Other Offenses' include Peeping Tom, Trespass, Kidnap/Abduction, Pornography, Extortion/Blackmail, Bribery, Warrants, Sexual Offenses, Obstruction, Public Peace, and Hit & Run.
NON-UCR OFFENSES:	Non-UCR Offenses include reports for all other offenses not classified as a Part I or Part II Offense. Results displayed separate some of these offenses such as Ambulance Calls, Deaths, Missing Persons, Suicides, Suspicious Activity, and Traffic Accidents.
ALL OTHER NON-UCR:	Under the Non-UCR category, 'All Other' include the remainder of offenses not classified as Part I or Part II and not separated from the Non-UCR Offenses. These include things such as Loud Parties, Barking Dogs, Mentally Ill Subjects, Citizen Assistance, etc.
LOW NUMBER OFFENSES:	On page two, in the interest of space and allowing for easier viewing, the category titled 'Low Number Offenses' include Part I and Part II Offenses from page one that have totals under the amount of 12.

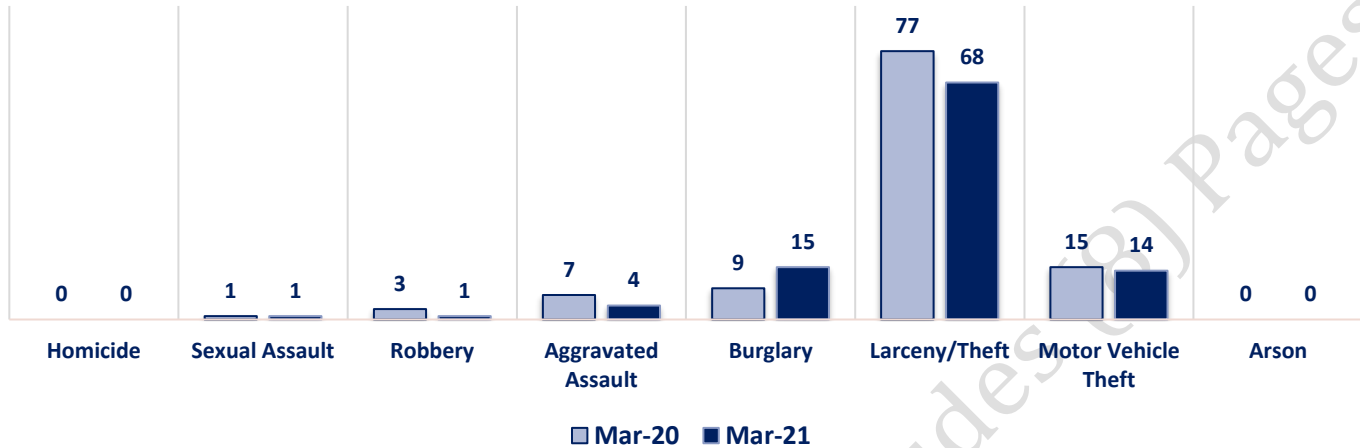
Offenses

PART I OFFENSES		OFFENSE		MAR 20	MAR 21	PART II OFFENSES			
		OFFENSE		MAR 20	MAR 21				
		Homicide		0	0				
		Sexual Assault		1	1				
		Robbery		3	1				
		Aggravated Assault		7	4				
		Burglary		9	15				
		Larceny/Theft		77	68				
		Motor Vehicle Theft		15	14				
		Arson		0	0				
PART I TOTALS		112	103	Sex Offenses		0	0		
NON-UCR OFFENSES		Ambulance Calls		19	9	Drug Abuse		19	12
		Deaths		2	0	Gambling		0	0
		Missing Persons		1	5	Family Offenses		26	20
		Suicides		0	0	DUI		2	4
		Suspicious Activity		11	8	Liquor Laws		1	2
		Traffic Accidents		14	18	Drunkenness		9	2
		All Other		93	105	Disorderly Conduct		1	4
		NON-UCR TOTALS		140	145	All Other Offenses		45	76
PART I OFFENSES		112	103	Curfew/Loitering		0	0		
PART II OFFENSES		188	171	Runaway		0	0		
NON-UCR OFFENSES		140	145	PART II TOTALS		188	171		
TOTAL		440	419						

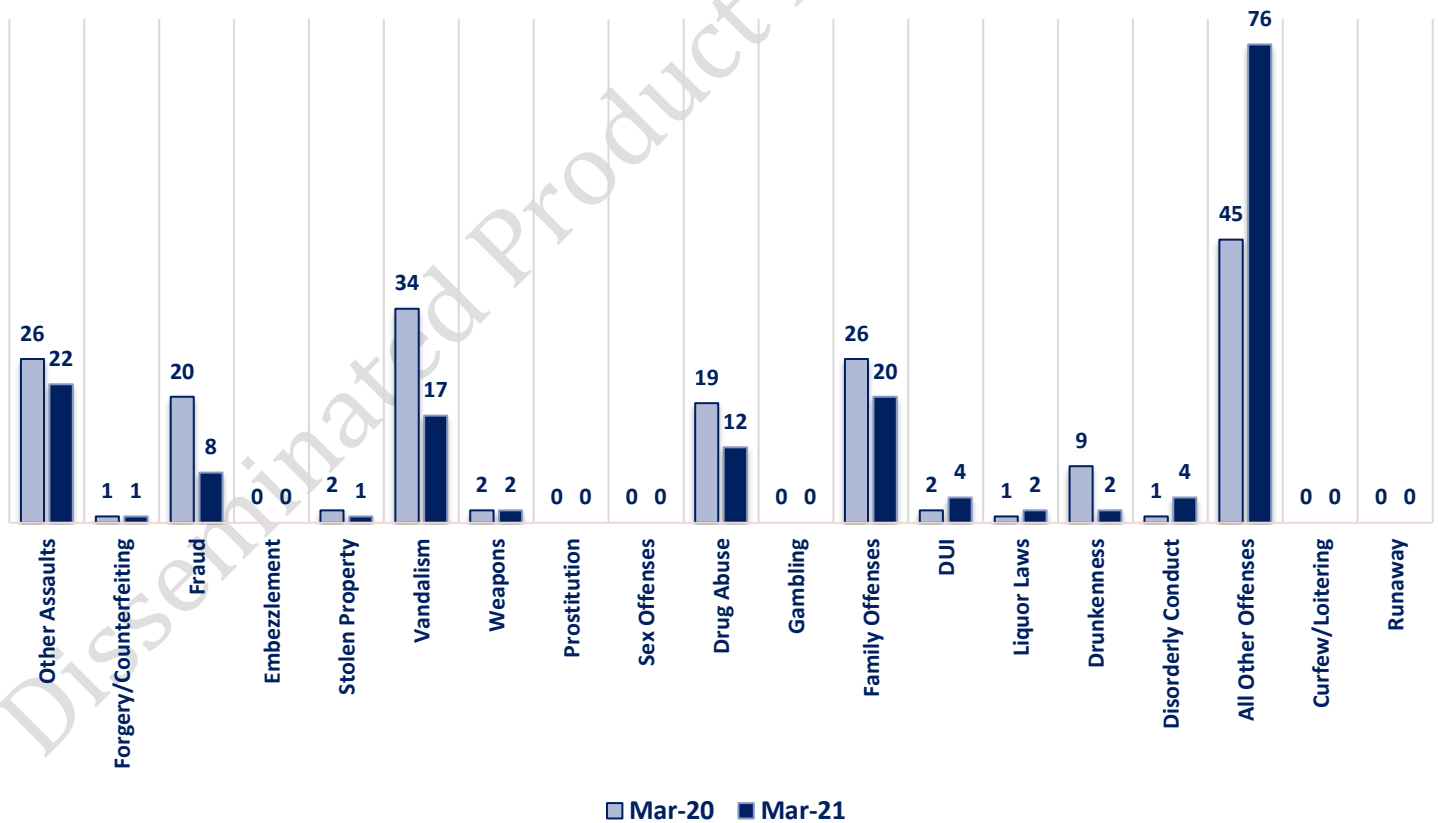
MARCH 2021 PART I & II OFFENSE PERCENTAGES



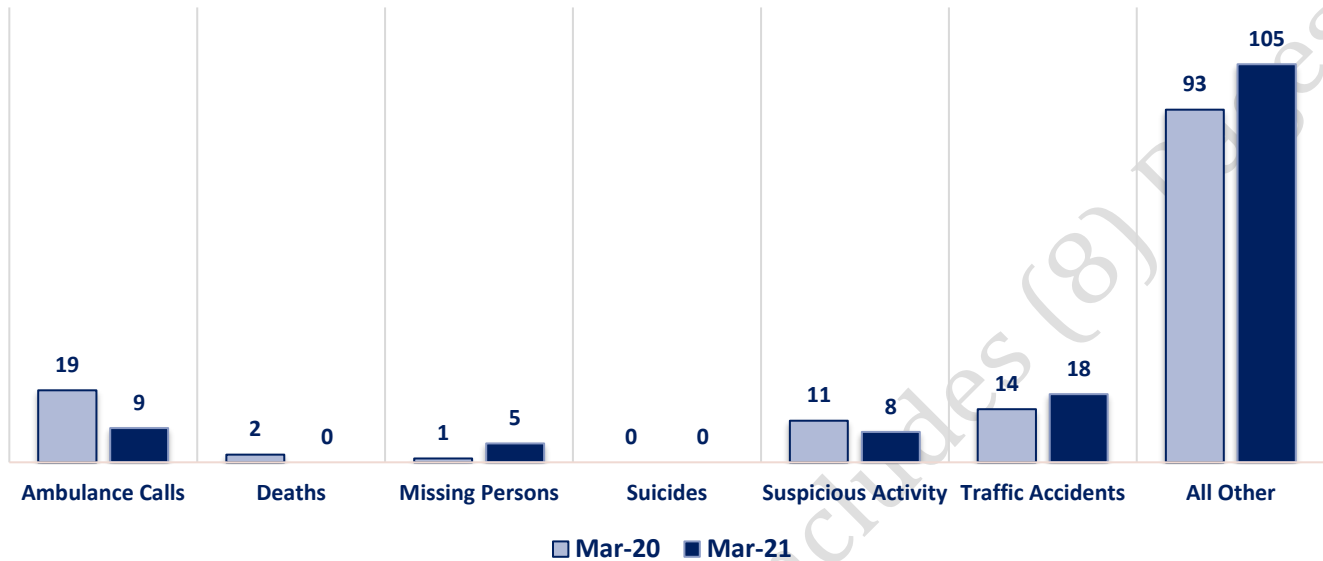
Part I Offenses



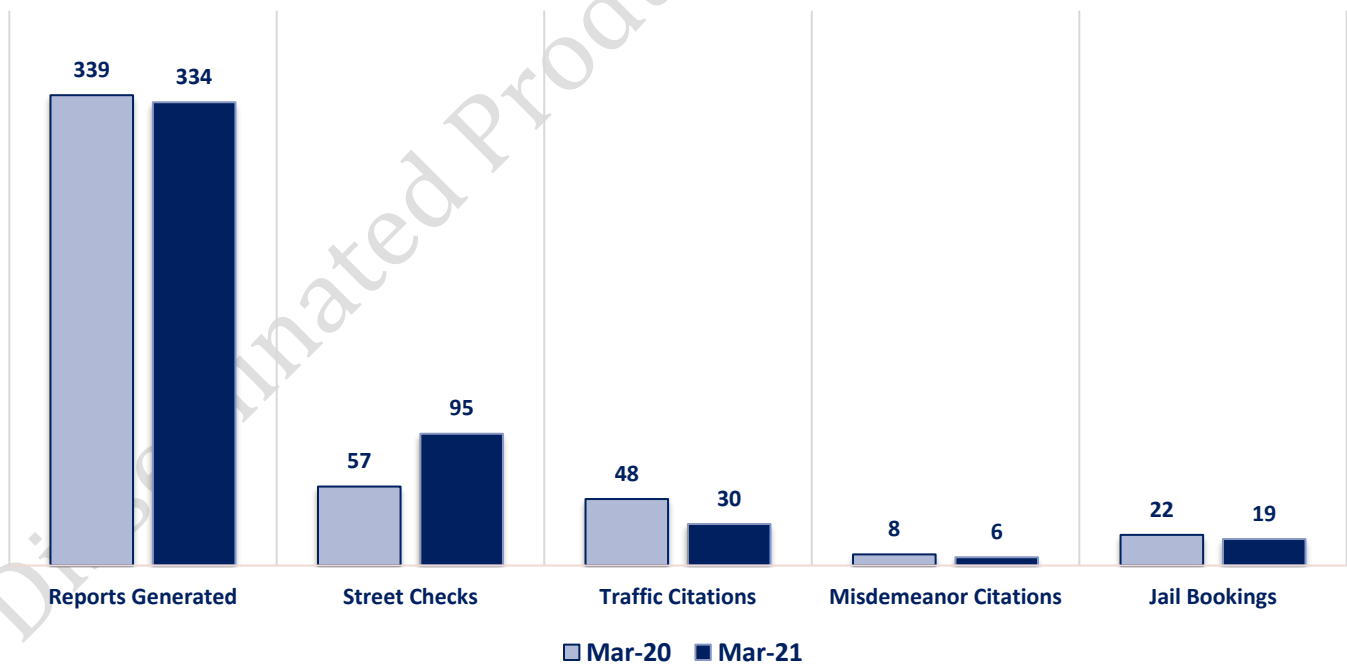
Part II Offenses



Non-UCR Offenses

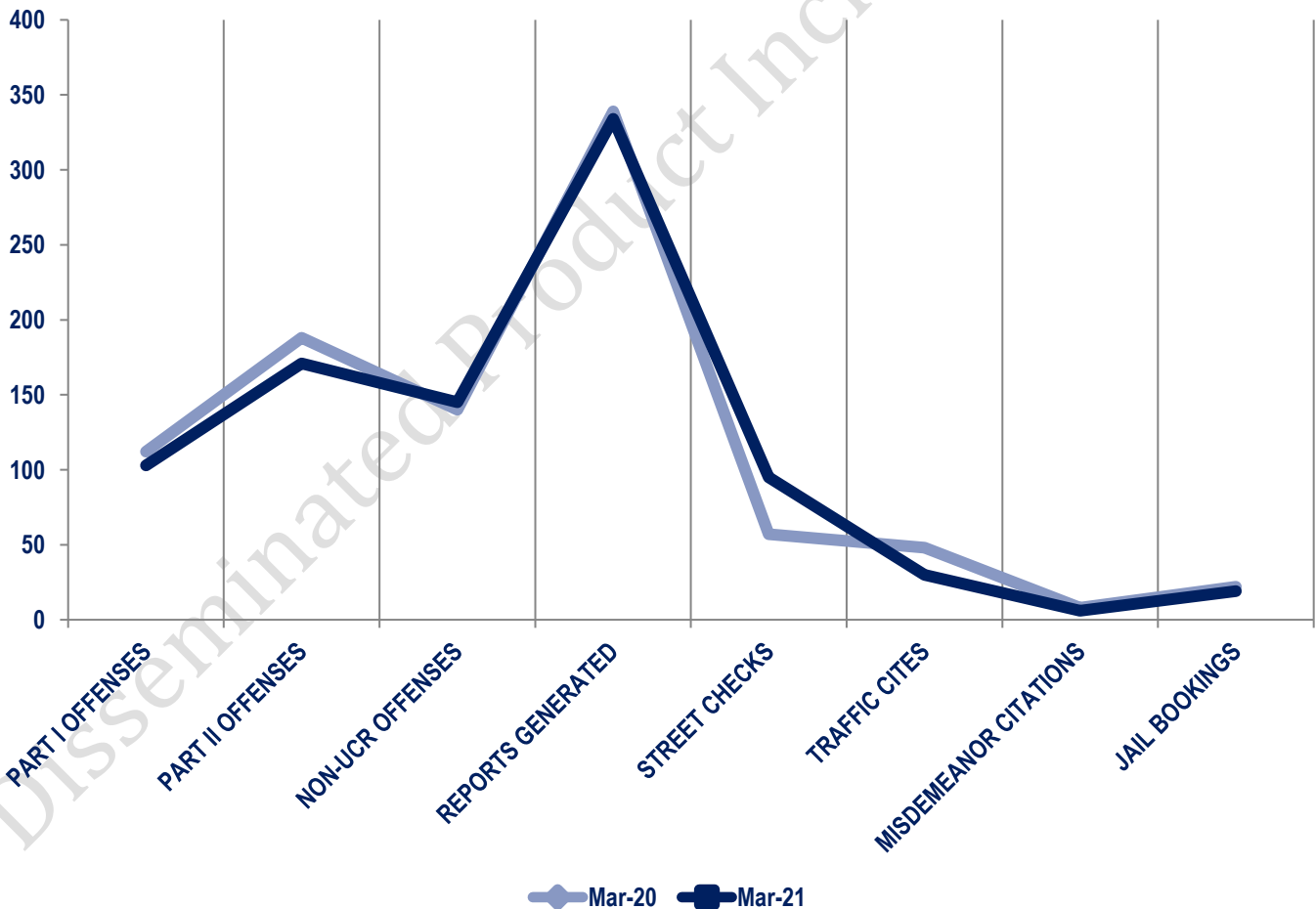


Other Event Totals



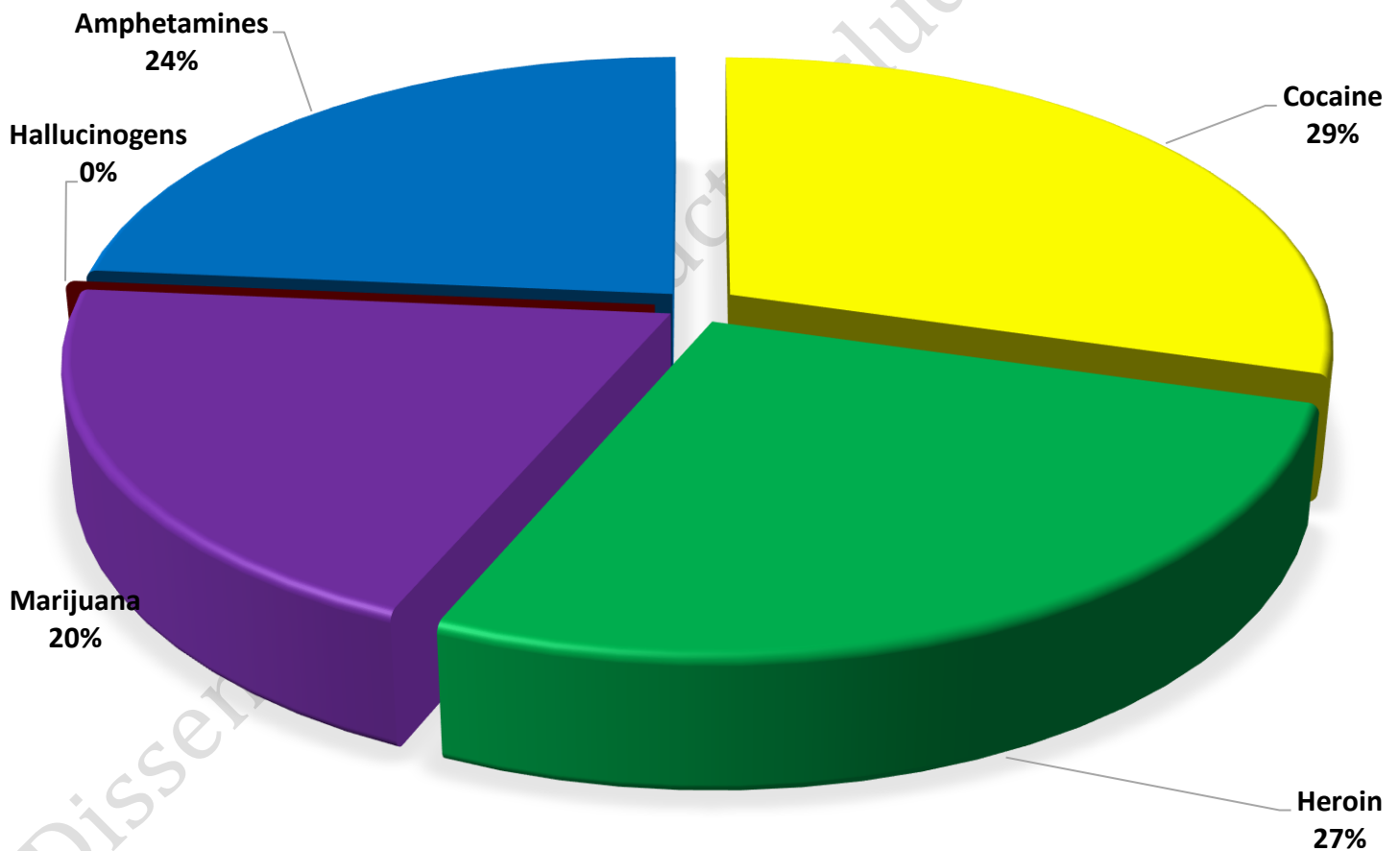
Combined Offense/Event Trends

	MAR 2020	MAR 2021
Part I Offenses	112	103
Part II Offenses	188	171
NonUCR Offenses	140	145
Reports Generated	339	334
Street Checks	57	95
Traffic Citations	48	30
Misdemeanor Citations	8	6
Jail Bookings	22	19

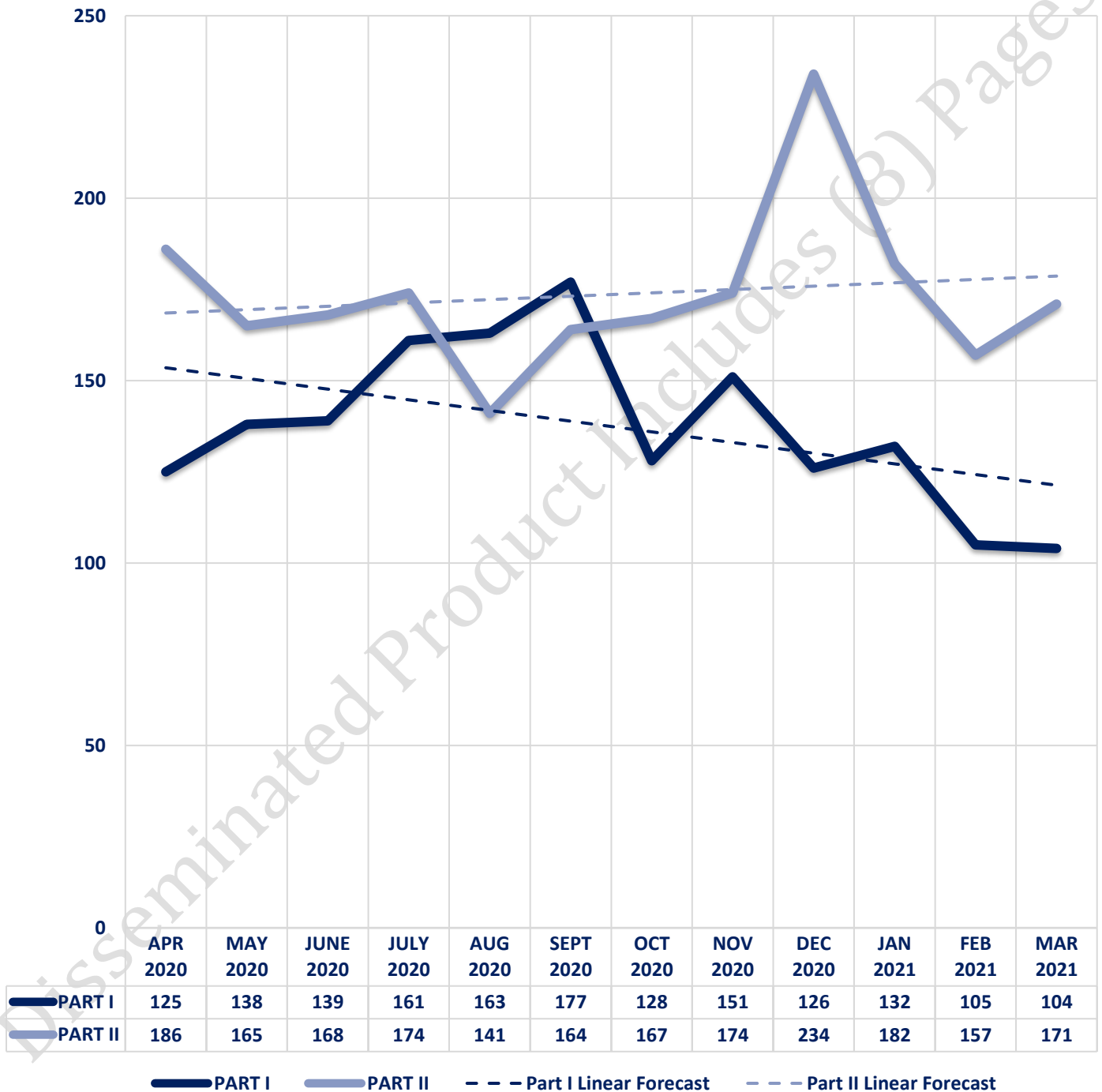


Seized Drugs

TYPE	DOSES	STREET VALUE
Cocaine	70.0	\$ 700.00
Heroin	64.0	\$ 640.00
Marijuana	47.3	\$ 283.60
Hallucinogens	0.0	\$ -
Amphetamines	56.0	\$ 560.00
TOTAL	237.3	\$ 2,183.60



Part I & II Offenses - One Year





CITY COUNCIL DISTRICT #3

MONTHLY OFFENSE SUMMARY

April 2021

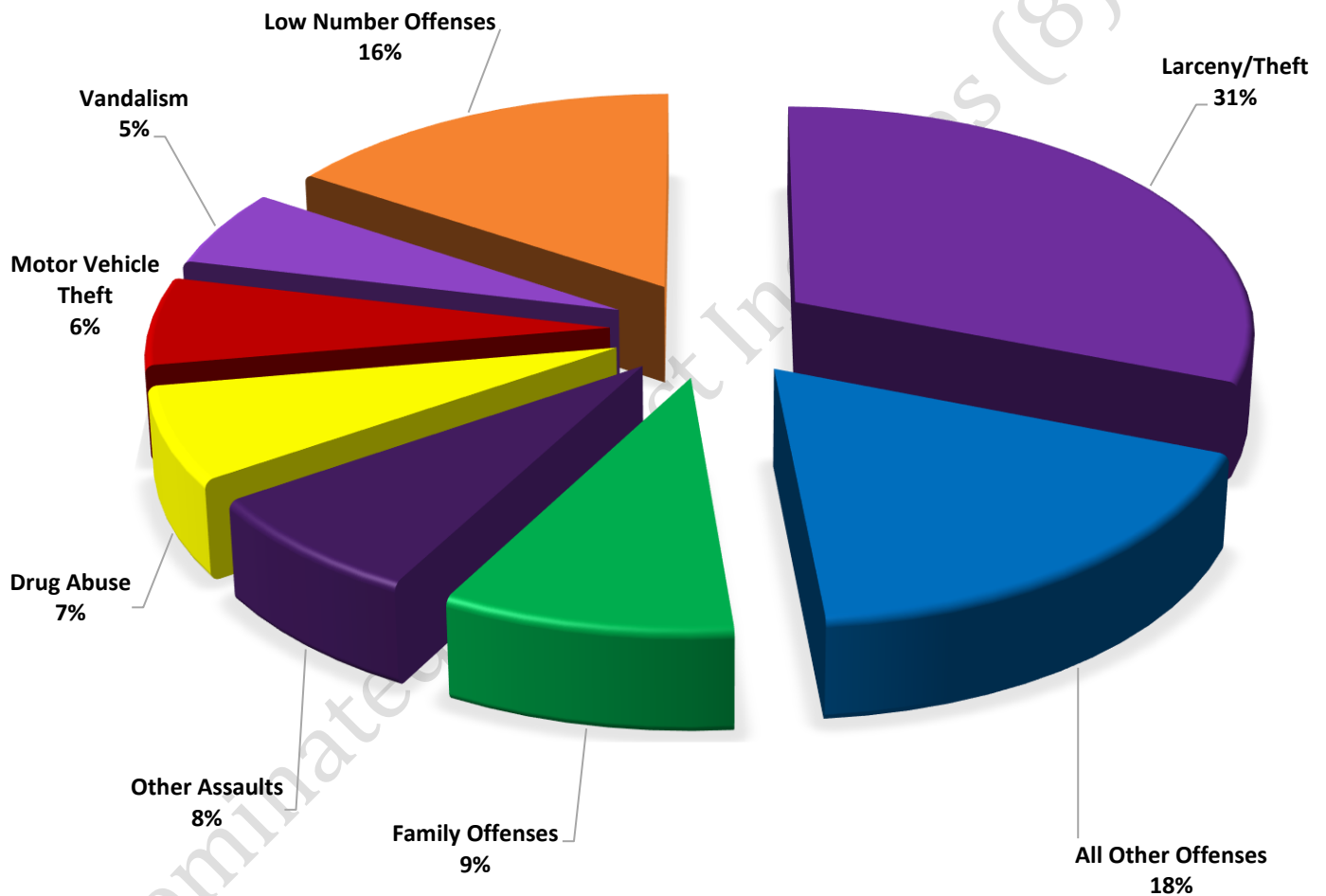
These figures represent preliminary counts of original Police Incident Reports and include all offenses within the above listed City Council District only. Full statistical analysis to determine the confidence level of this data has not been performed. The results contained herein are approximate in relation to the listed area and may not fully coincide with data shown in other areas of SLCPD's Crime Statistics page such as Calls for Service, Crimes Trending, and Crime Reports due to and reflective of departmental procedures that were in place at the time the event occurred and the date this data was compiled. Results displayed are not distinguished as attempted or completed crimes, do not include other calls for police service, and only represent police service where a report was made. Police Incident Reports are classified by primary offense categories as defined by the Uniform Crime Reporting (UCR) system, however for this report all offenses are included, and each incident may have more than one offense listed on it. In cases where there is more than one offense listed, all offenses are counted individually. Although every reasonable verification effort is made, the accuracy of any data is subject to the constraints of the report generation process as well as the manner, format, and point in time of any query.

PART I OFFENSES:	Chosen by the FBI as Part I Offenses because they are serious crimes that occur with regularity in all areas of the country and are likely to be reported to Police.
PART II OFFENSES:	All other crimes other than the eight Part I Offenses. The Uniform Crime Reporting Program gathers only arrest data for Part II Offenses, however, SLCPD results displayed in this document display all Part II Offenses, regardless of the presence of arrest data.
ALL OTHER OFFENSES:	Under the Part II Offense section, 'All Other Offenses' include Peeping Tom, Trespass, Kidnap/Abduction, Pornography, Extortion/Blackmail, Bribery, Warrants, Sexual Offenses, Obstruction, Public Peace, and Hit & Run.
NON-UCR OFFENSES:	Non-UCR Offenses include reports for all other offenses not classified as a Part I or Part II Offense. Results displayed separate some of these offenses such as Ambulance Calls, Deaths, Missing Persons, Suicides, Suspicious Activity, and Traffic Accidents.
ALL OTHER NON-UCR:	Under the Non-UCR category, 'All Other' include the remainder of offenses not classified as Part I or Part II and not separated from the Non-UCR Offenses. These include things such as Loud Parties, Barking Dogs, Mentally Ill Subjects, Citizen Assistance, etc.
LOW NUMBER OFFENSES:	On page two, in the interest of space and allowing for easier viewing, the category titled 'Low Number Offenses' include Part I and Part II Offenses from page one that have totals under the amount of 11.

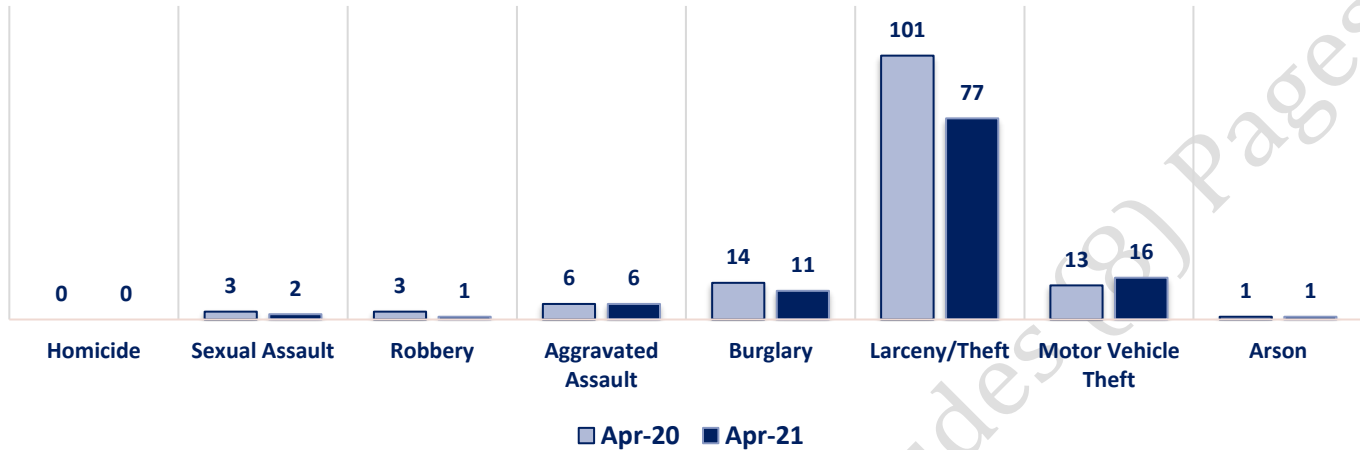
Offenses

PART I OFFENSES		OFFENSE		APR 20	APR 21	PART II OFFENSES			
		Homicide		0	0				
		Sexual Assault		3	2				
		Robbery		3	1				
		Aggravated Assault		6	6				
		Burglary		14	11				
		Larceny/Theft		101	77				
		Motor Vehicle Theft		13	16				
		Arson		1	1				
		PART I TOTALS		141	114				
NON-UCR OFFENSES		Ambulance Calls		10	5	Drug Abuse		5	17
		Deaths		4	2	Gambling		0	0
		Missing Persons		5	3	Family Offenses		27	23
		Suicides		1	0	DUI		7	4
		Suspicious Activity		16	13	Liquor Laws		0	0
		Traffic Accidents		11	20	Drunkenness		7	2
		All Other		94	102	Disorderly Conduct		10	3
		NON-UCR TOTALS		141	145	All Other Offenses		57	44
PART I OFFENSES		141	114	Curfew/Loitering		0	0		
PART II OFFENSES		191	135	Runaway		0	0		
NON-UCR OFFENSES		141	145	PART II TOTALS		191	135		
TOTAL		473	394						

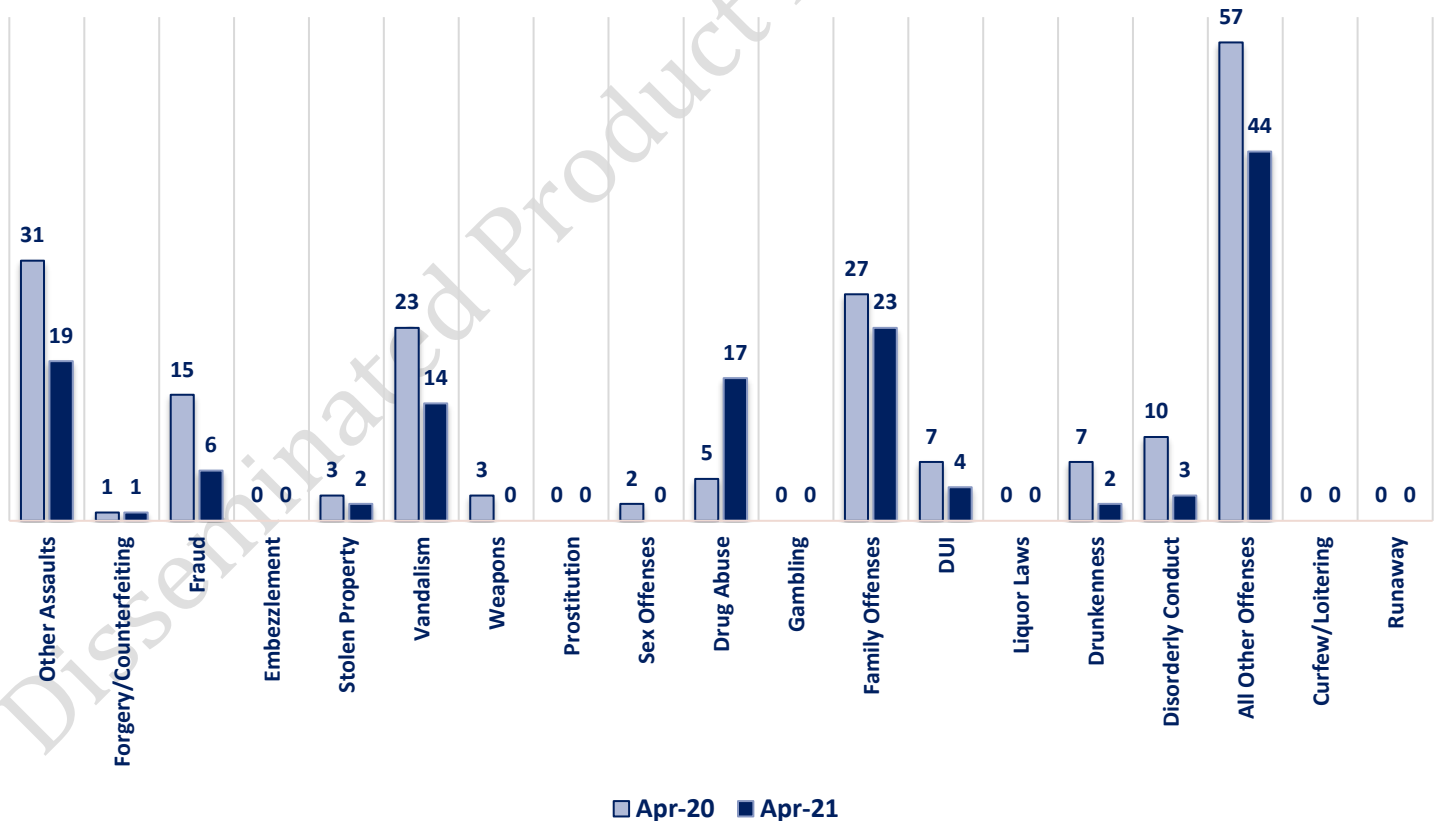
APRIL 2021- PART I & II OFFENSE PERCENTAGES



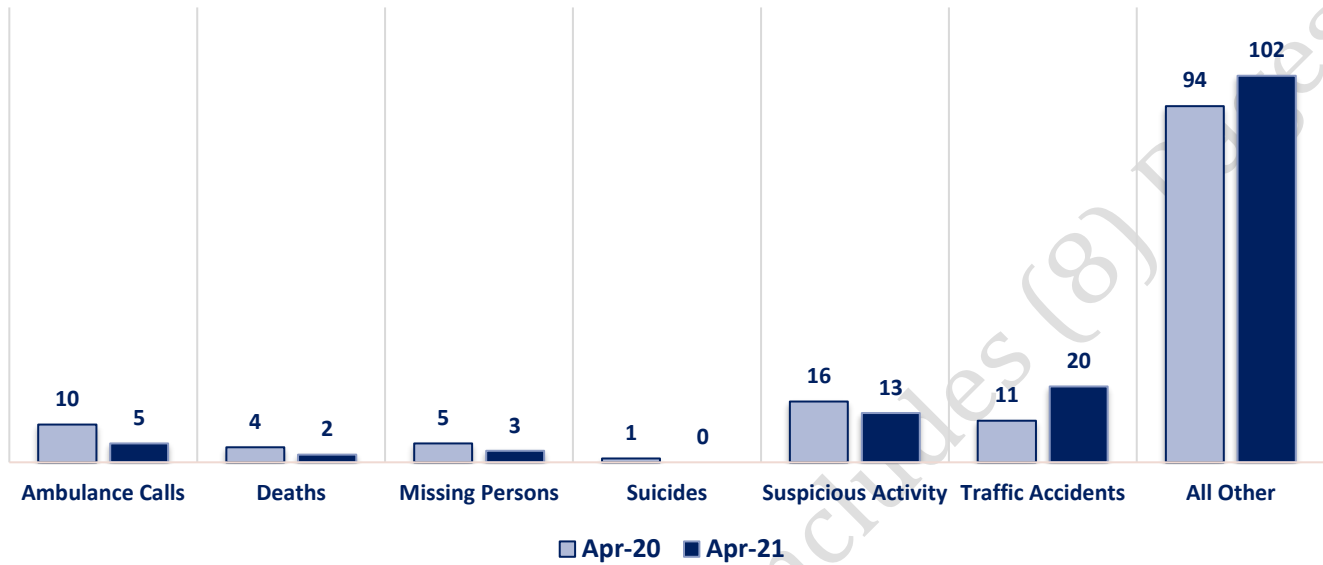
Part I Offenses



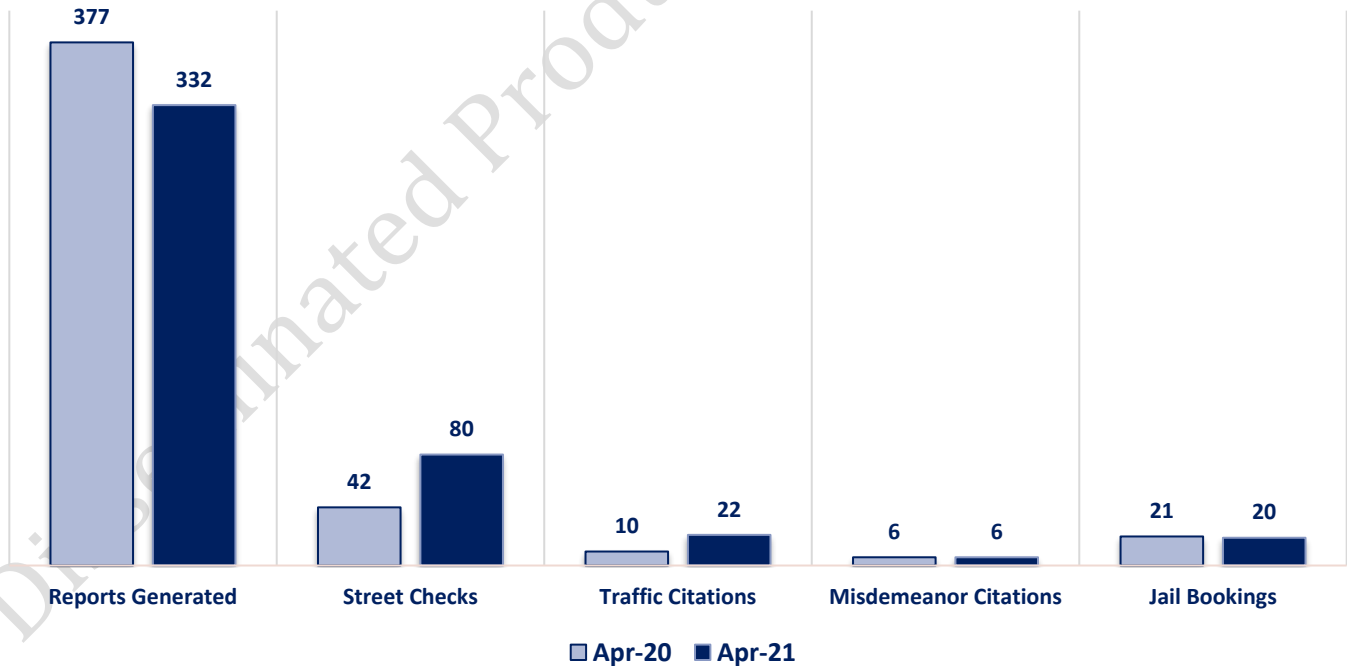
Part II Offenses



Non-UCR Offenses

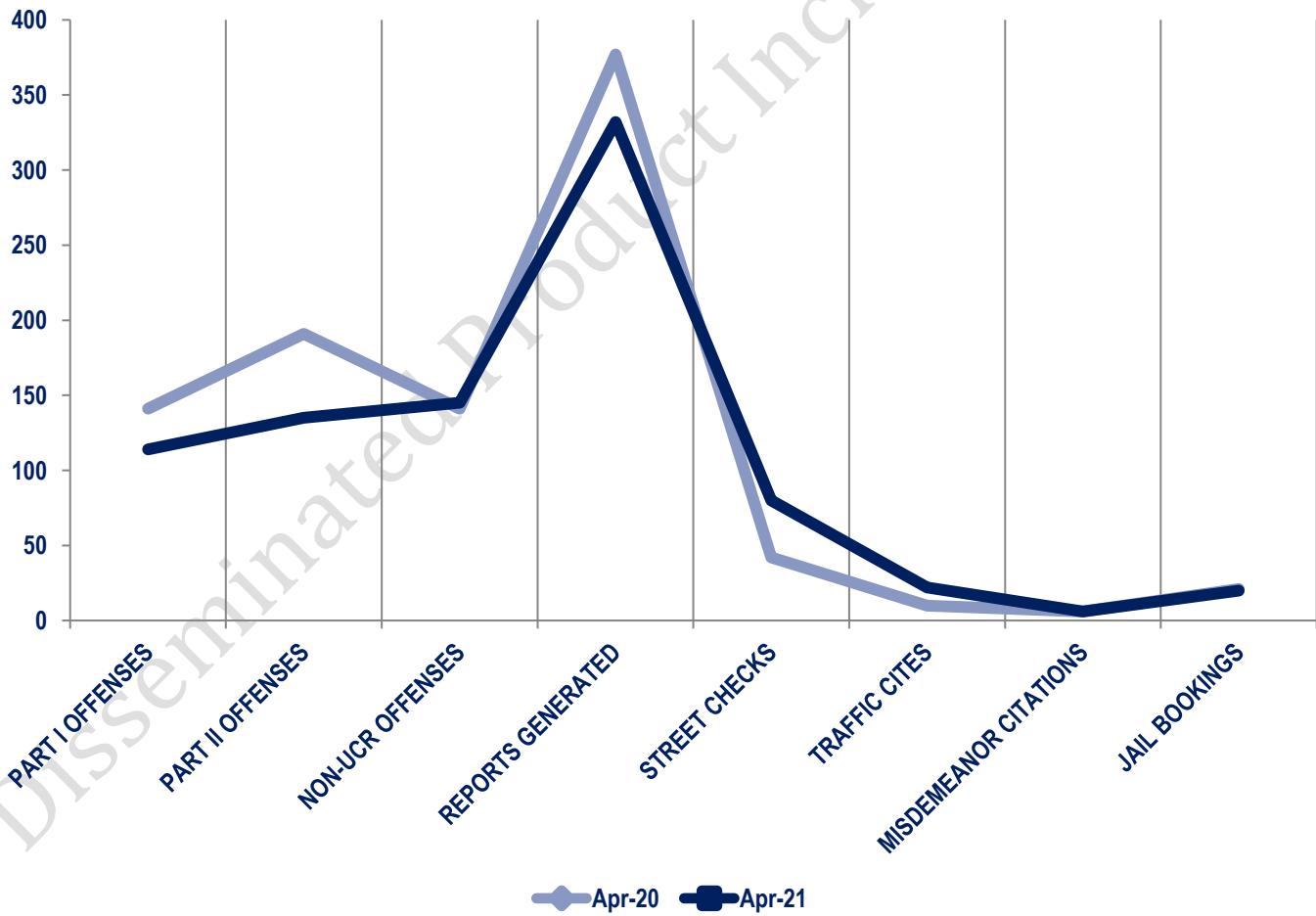


Other Event Totals



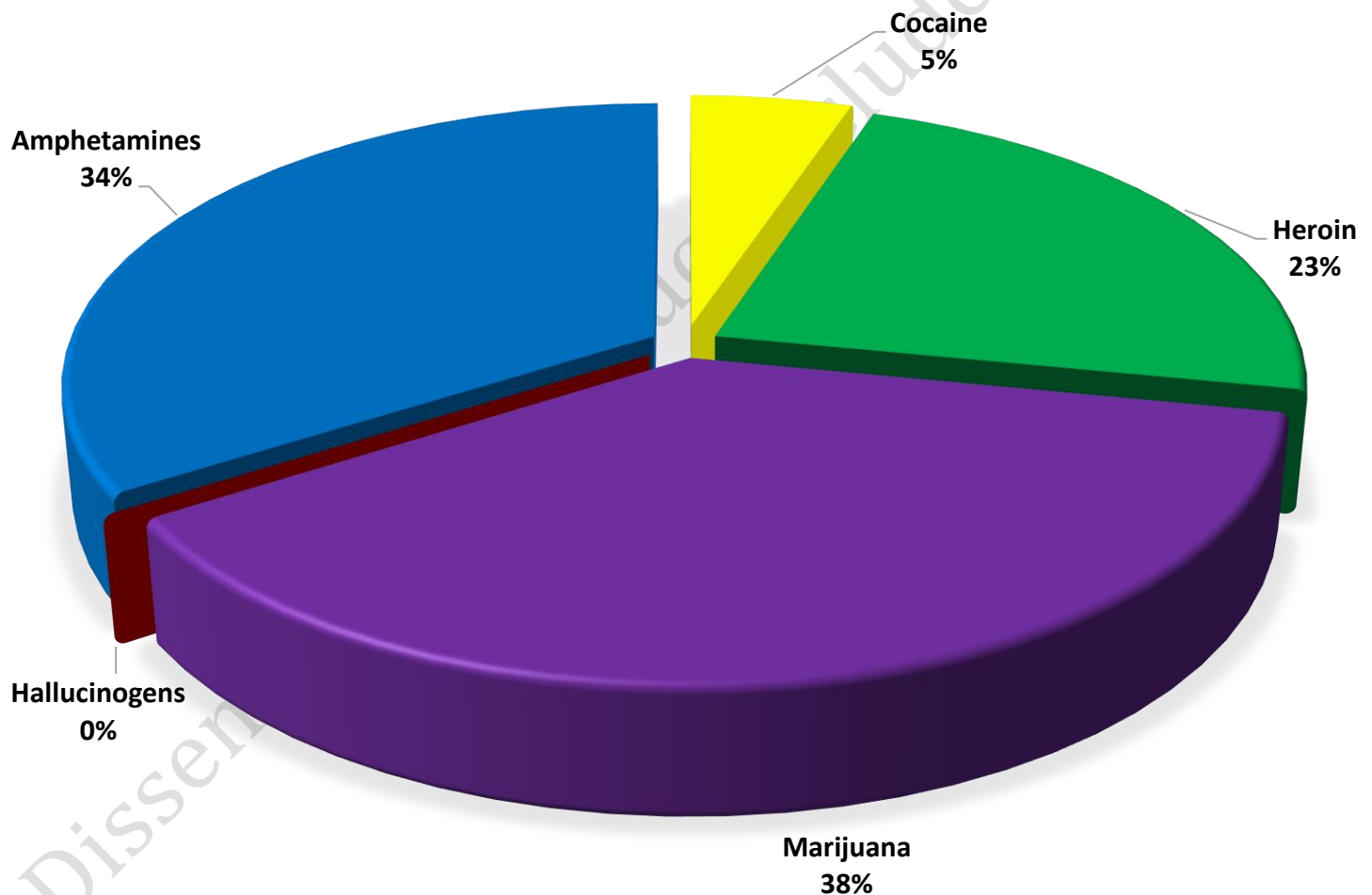
Combined Offense/Event Trends

	APR 2020	APR 2021
Part I Offenses	141	114
Part II Offenses	191	135
NonUCR Offenses	141	145
Reports Generated	377	332
Street Checks	42	80
Traffic Citations	10	22
Misdemeanor Citations	6	6
Jail Bookings	21	20

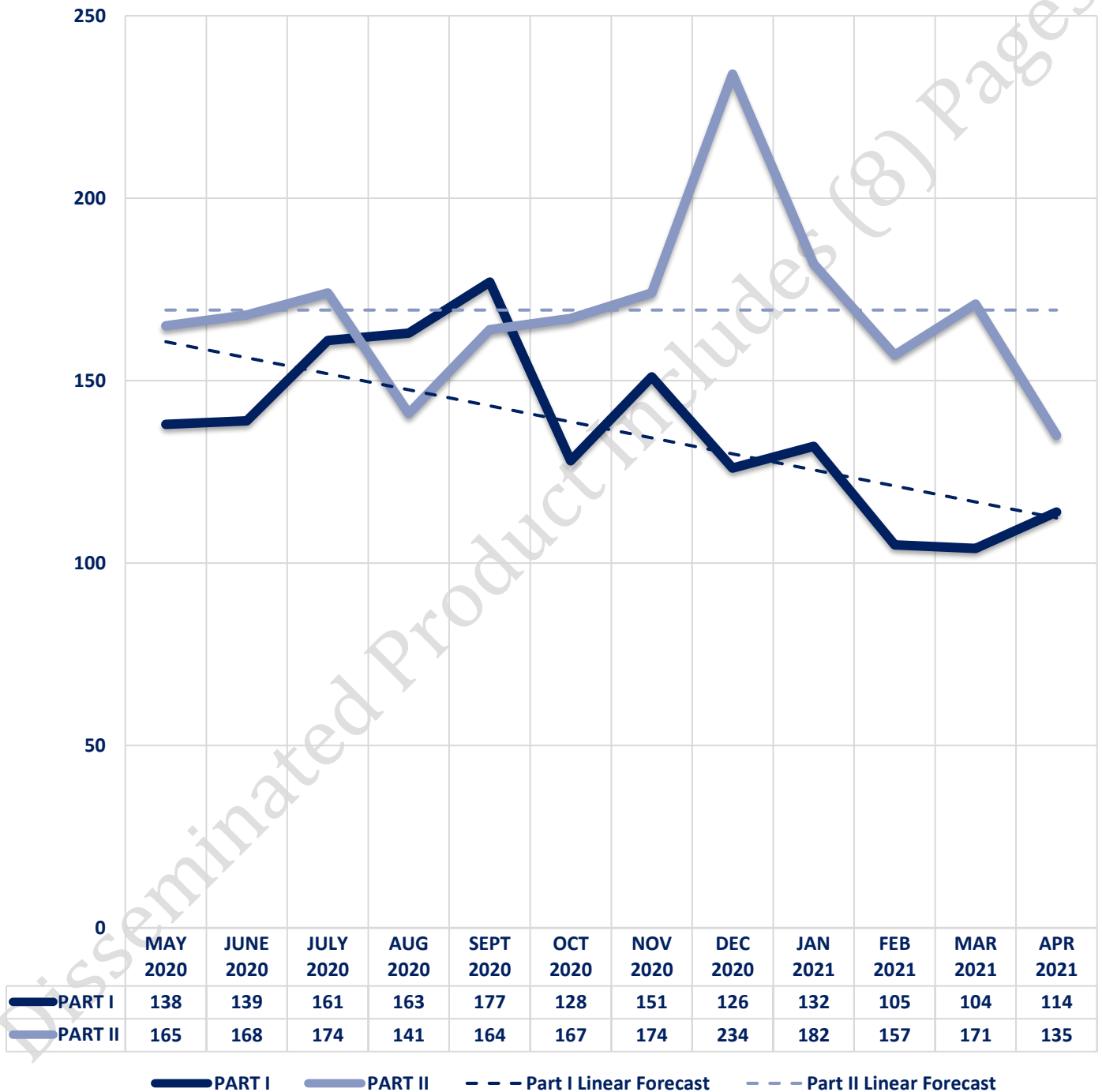


Seized Drugs

TYPE	DOSES	STREET VALUE
Cocaine	7.0	\$ 70.00
Heroin	31.0	\$ 310.00
Marijuana	51.3	\$ 307.94
Hallucinogens	0.0	\$ -
Amphetamines	46.0	\$ 460.00
TOTAL	135.3	\$ 1,147.94



Part I & II Offenses - One Year





CITY COUNCIL DISTRICT #3

MONTHLY OFFENSE SUMMARY

MAY 2021

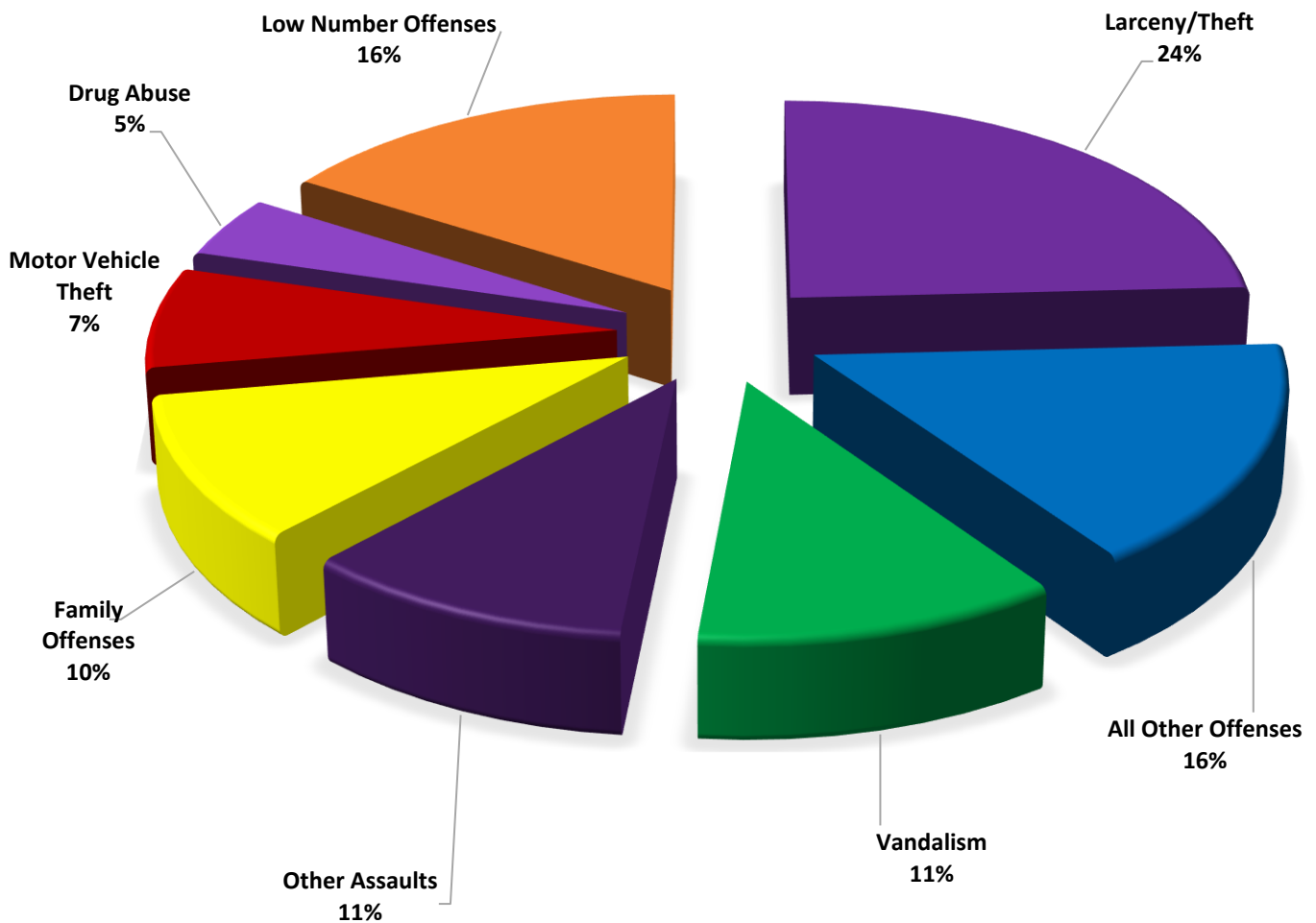
These figures represent preliminary counts of original Police Incident Reports and include all offenses within the above listed City Council District only. Full statistical analysis to determine the confidence level of this data has not been performed. The results contained herein are approximate in relation to the listed area and may not fully coincide with data shown in other areas of SLCPD's Crime Statistics page such as Calls for Service, Crimes Trending, and Crime Reports due to and reflective of departmental procedures that were in place at the time the event occurred and the date this data was compiled. Results displayed are not distinguished as attempted or completed crimes, do not include other calls for police service, and only represent police service where a report was made. Police Incident Reports are classified by primary offense categories as defined by the Uniform Crime Reporting (UCR) system, however for this report all offenses are included, and each incident may have more than one offense listed on it. In cases where there is more than one offense listed, all offenses are counted individually. Although every reasonable verification effort is made, the accuracy of any data is subject to the constraints of the report generation process as well as the manner, format, and point in time of any query.

PART I OFFENSES:	Chosen by the FBI as Part I Offenses because they are serious crimes that occur with regularity in all areas of the country and are likely to be reported to Police.
PART II OFFENSES:	All other crimes other than the eight Part I Offenses. The Uniform Crime Reporting Program gathers only arrest data for Part II Offenses, however, SLCPD results displayed in this document display all Part II Offenses, regardless of the presence of arrest data.
ALL OTHER OFFENSES:	Under the Part II Offense section, 'All Other Offenses' include Peeping Tom, Trespass, Kidnap/Abduction, Pornography, Extortion/Blackmail, Bribery, Warrants, Sexual Offenses, Obstruction, Public Peace, and Hit & Run.
NON-UCR OFFENSES:	Non-UCR Offenses include reports for all other offenses not classified as a Part I or Part II Offense. Results displayed separate some of these offenses such as Ambulance Calls, Deaths, Missing Persons, Suicides, Suspicious Activity, and Traffic Accidents.
ALL OTHER NON-UCR:	Under the Non-UCR category, 'All Other' include the remainder of offenses not classified as Part I or Part II and not separated from the Non-UCR Offenses. These include things such as Loud Parties, Barking Dogs, Mentally Ill Subjects, Citizen Assistance, etc.
LOW NUMBER OFFENSES:	On page two, in the interest of space and allowing for easier viewing, the category titled 'Low Number Offenses' include Part I and Part II Offenses from page one that have totals under the amount of 10.

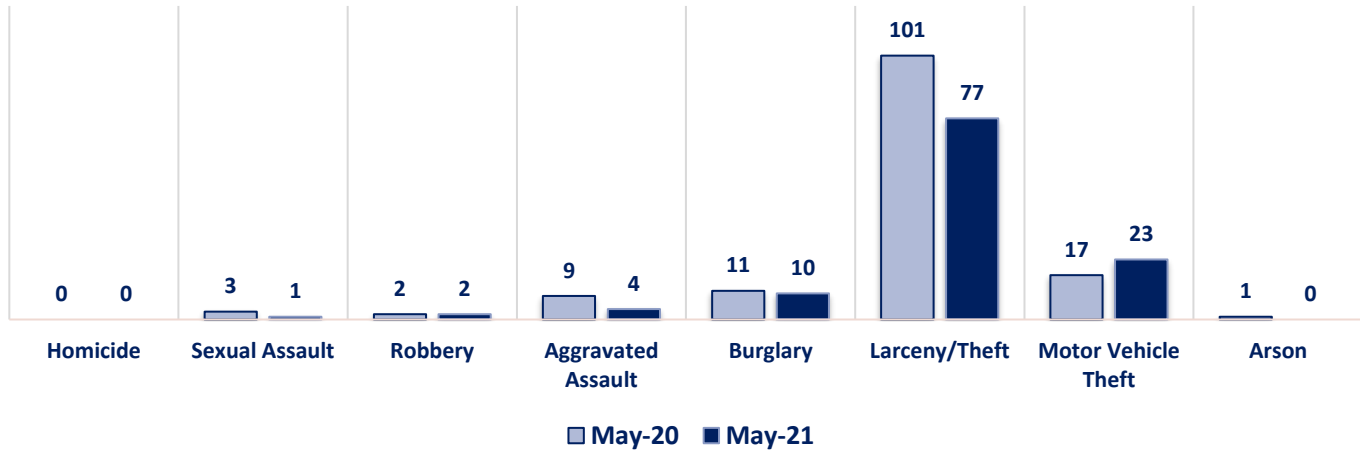
Offenses

PART I OFFENSES	OFFENSE	MAY 20	MAY 21	OFFENSE	MAY 20	MAY 21
	Homicide	0	0	Other Assaults	25	33
	Sexual Assault	3	1	Forgery/Counterfeit	0	2
	Robbery	2	2	Fraud	19	10
	Aggravated Assault	9	4	Embezzlement	0	0
	Burglary	11	10	Stolen Property	2	4
	Larceny/Theft	101	77	Vandalism	20	36
	Motor Vehicle Theft	17	23	Weapons	1	5
	Arson	1	0	Prostitution	1	0
NON-UCR OFFENSES	PART I TOTALS	144	117	Sex Offenses	1	3
	Ambulance Calls	13	7	Drug Abuse	23	14
	Deaths	3	2	Gambling	0	0
	Missing Persons	3	5	Family Offenses	23	33
	Suicides	1	0	DUI	2	4
	Suspicious Activity	11	19	Liquor Laws	1	2
	Traffic Accidents	13	22	Drunkenness	4	1
	All Other	97	115	Disorderly Conduct	5	3
	NON-UCR TOTALS	141	170	All Other Offenses	55	51
TOTALS	PART I OFFENSES	144	117	Curfew/Loitering	0	0
	PART II OFFENSES	182	201	Runaway	0	0
	NON-UCR OFFENSES	141	170	PART II TOTALS	182	201
	TOTAL	467	488			

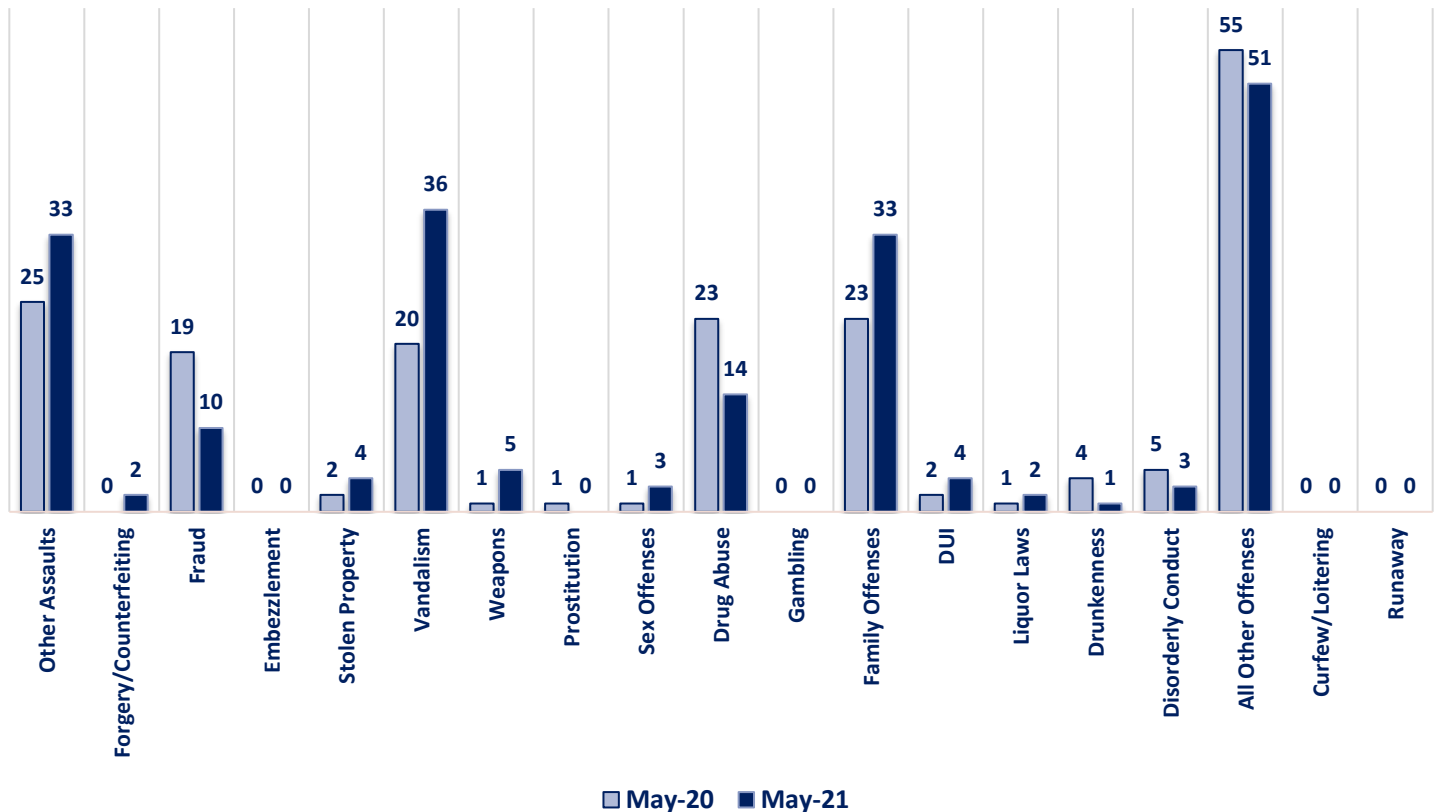
MAY 2021 - PART I & II OFFENSE PERCENTAGES



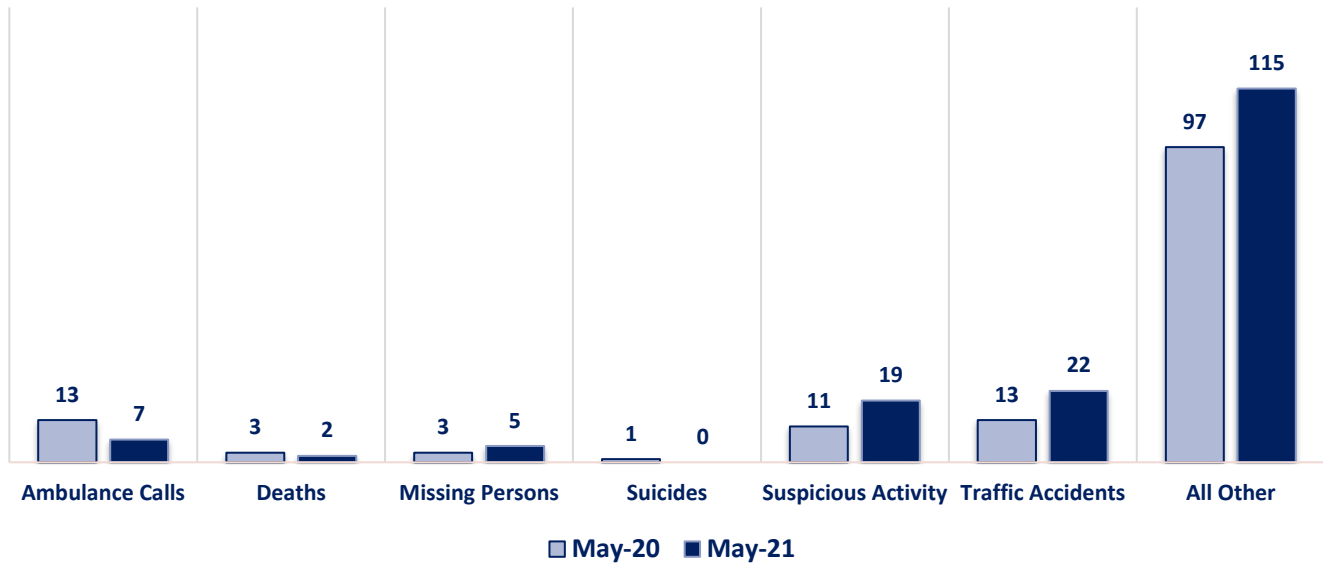
Part I Offenses



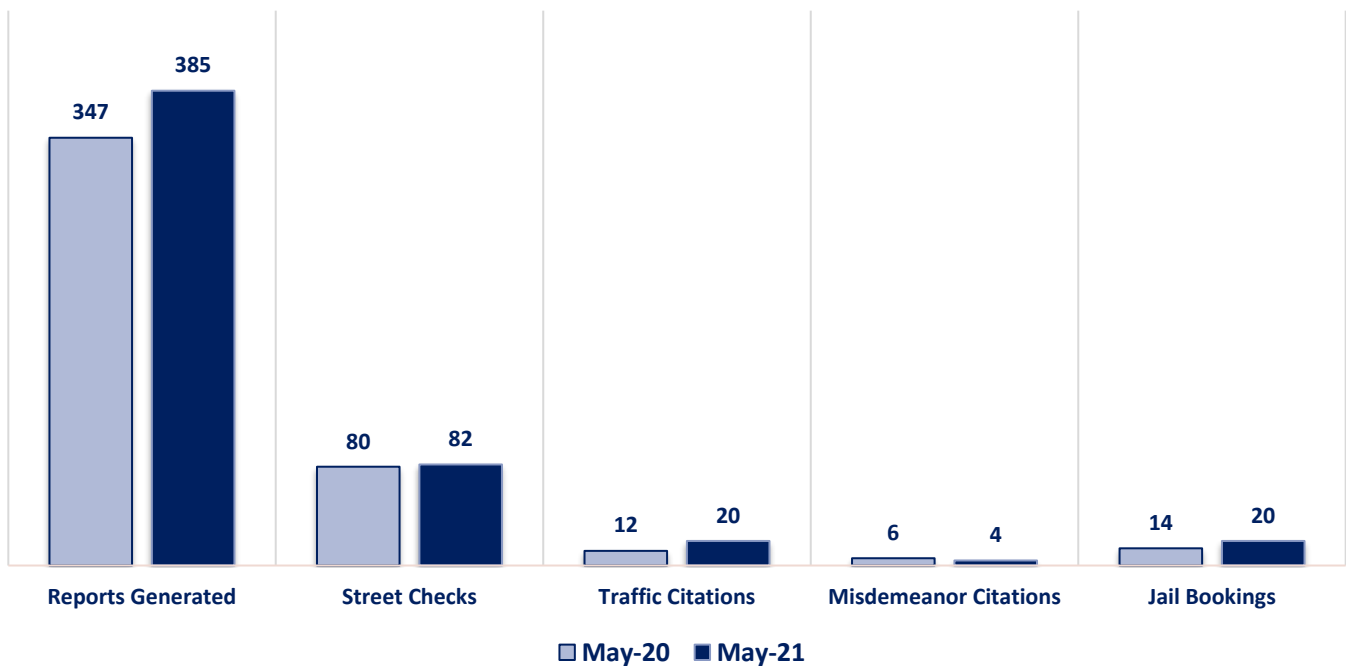
Part II Offenses



Non-UCR Offenses

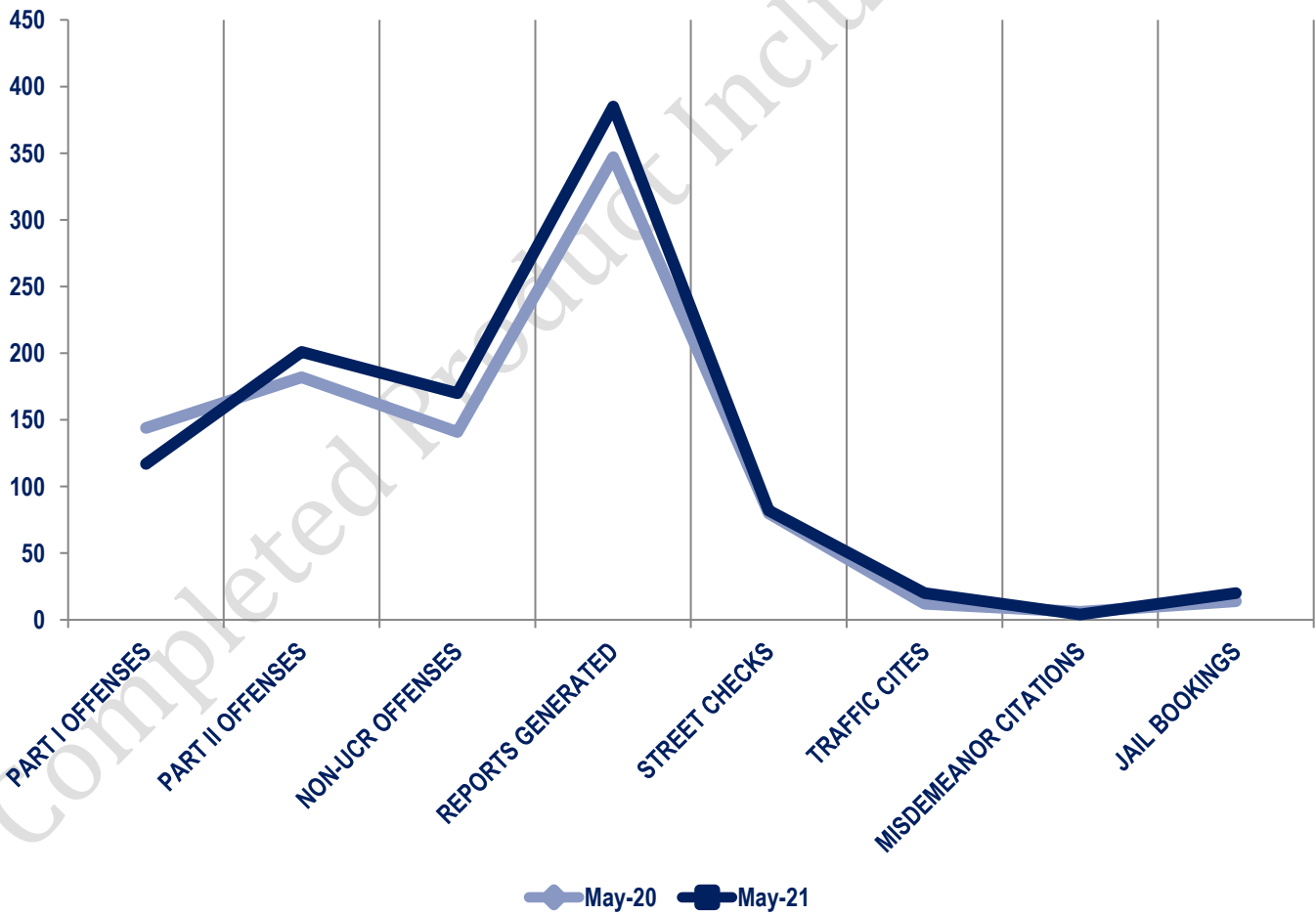


Other Event Totals



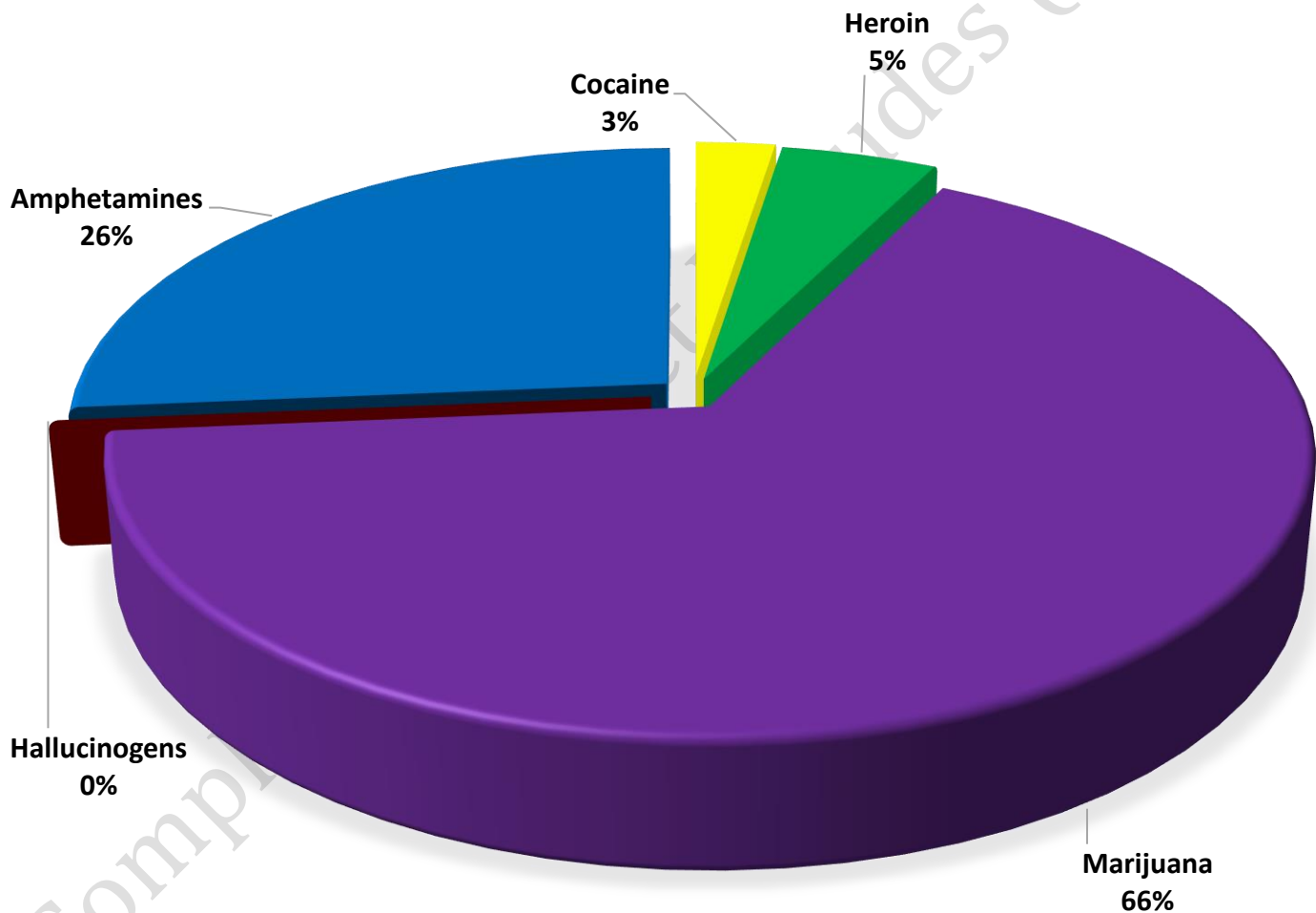
Combined Offense/Event Trends

	MAY 2020	MAY 2021
Part I Offenses	144	117
Part II Offenses	182	201
NonUCR Offenses	141	170
Reports Generated	347	385
Street Checks	80	82
Traffic Citations	12	20
Misdemeanor Citations	6	4
Jail Bookings	14	20

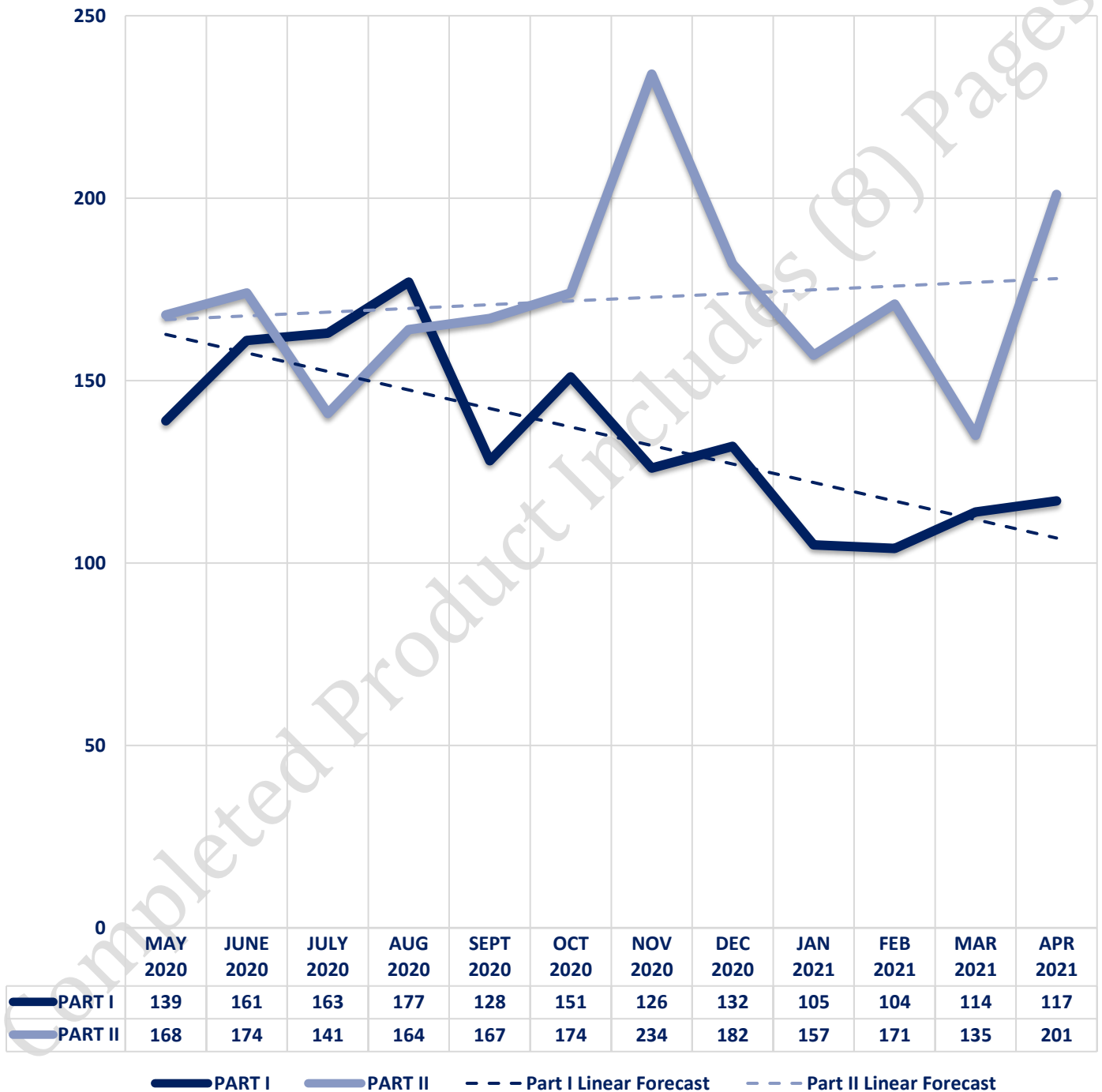


Seized Drugs

TYPE	DOSES	STREET VALUE
Cocaine	117.0	\$ 1,170.00
Heroin	230.0	\$ 2,300.00
Marijuana	3094.0	\$ 18,564.09
Hallucinogens	0.0	\$ -
Amphetamines	1232.0	\$ 12,320.00
TOTAL	4673.0	\$ 34,354.09



Part I & II Offenses - One Year





CITY COUNCIL DISTRICT #3

MONTHLY OFFENSE SUMMARY

June 2021

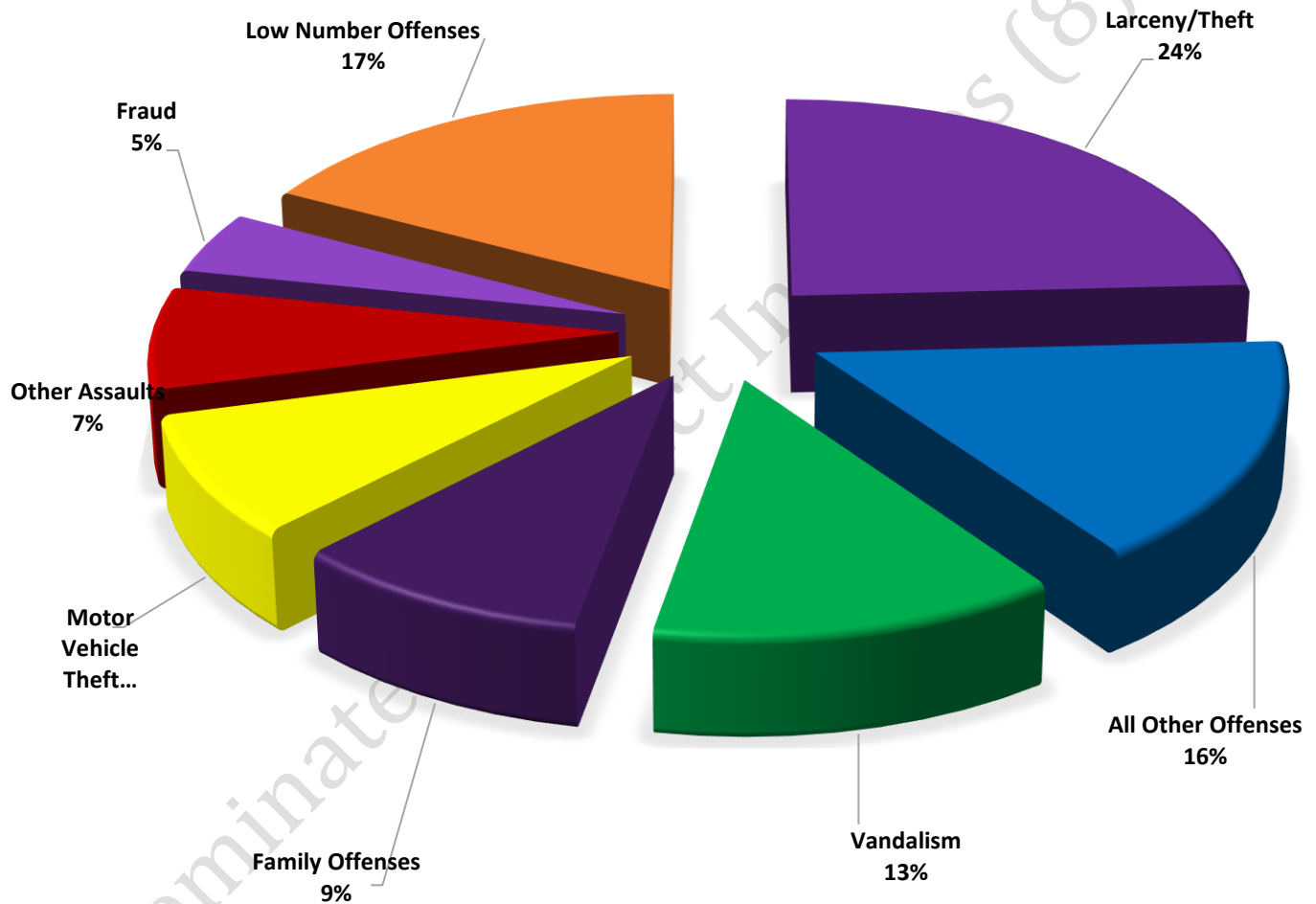
These figures represent preliminary counts of original Police Incident Reports and include all offenses within the above listed City Council District only. Full statistical analysis to determine the confidence level of this data has not been performed. The results contained herein are approximate in relation to the listed area and may not fully coincide with data shown in other areas of SLCPD's Crime Statistics page such as Calls for Service, Crimes Trending, and Crime Reports due to and reflective of departmental procedures that were in place at the time the event occurred and the date this data was compiled. Results displayed are not distinguished as attempted or completed crimes, do not include other calls for police service, and only represent police service where a report was made. Police Incident Reports are classified by primary offense categories as defined by the Uniform Crime Reporting (UCR) system, however for this report all offenses are included, and each incident may have more than one offense listed on it. In cases where there is more than one offense listed, all offenses are counted individually. Although every reasonable verification effort is made, the accuracy of any data is subject to the constraints of the report generation process as well as the manner, format, and point in time of any query.

PART I OFFENSES:	Chosen by the FBI as Part I Offenses because they are serious crimes that occur with regularity in all areas of the country and are likely to be reported to Police.
PART II OFFENSES:	All other crimes other than the eight Part I Offenses. The Uniform Crime Reporting Program gathers only arrest data for Part II Offenses, however, SLCPD results displayed in this document display all Part II Offenses, regardless of the presence of arrest data.
ALL OTHER OFFENSES:	Under the Part II Offense section, 'All Other Offenses' include Peeping Tom, Trespass, Kidnap/Abduction, Pornography, Extortion/Blackmail, Bribery, Warrants, Sexual Offenses, Obstruction, Public Peace, and Hit & Run.
NON-UCR OFFENSES:	Non-UCR Offenses include reports for all other offenses not classified as a Part I or Part II Offense. Results displayed separate some of these offenses such as Ambulance Calls, Deaths, Missing Persons, Suicides, Suspicious Activity, and Traffic Accidents.
ALL OTHER NON-UCR:	Under the Non-UCR category, 'All Other' include the remainder of offenses not classified as Part I or Part II and not separated from the Non-UCR Offenses. These include things such as Loud Parties, Barking Dogs, Mentally Ill Subjects, Citizen Assistance, etc.
LOW NUMBER OFFENSES:	On page two, in the interest of space and allowing for easier viewing, the category titled 'Low Number Offenses' include Part I and Part II Offenses from page one that have totals under the amount of 9.

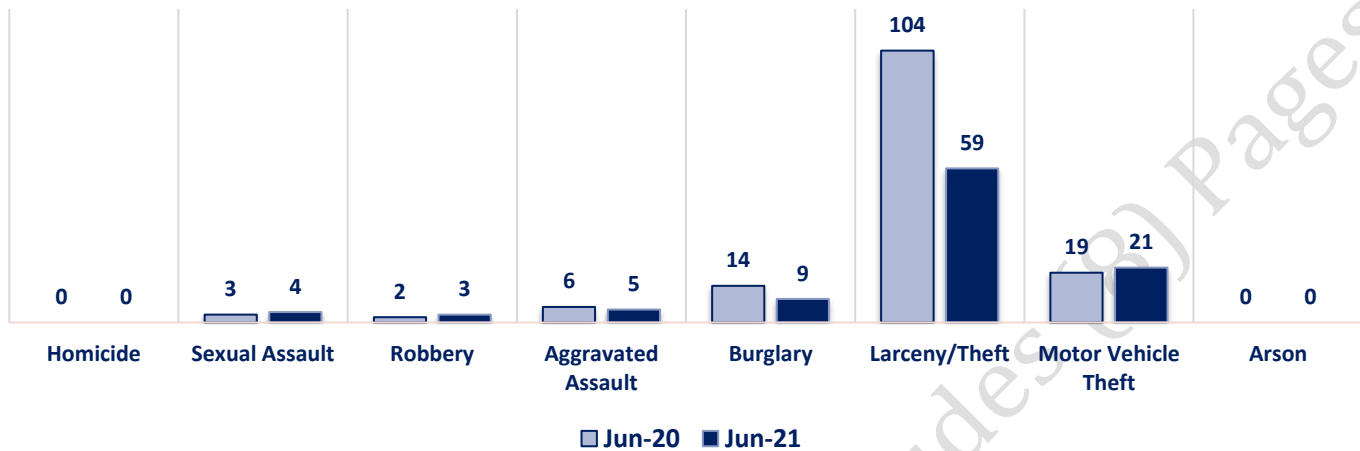
Offenses

PART I OFFENSES		OFFENSE		JUN 20	JUN 21	PART II OFFENSES					
		OFFENSE		JUN 20	JUN 21						
		Homicide		0	0			Other Assaults		27	18
		Sexual Assault		3	4			Forgery/Counterfeit		1	0
		Robbery		2	3			Fraud		12	11
		Aggravated Assault		6	5			Embezzlement		0	1
		Burglary		14	9			Stolen Property		0	2
		Larceny/Theft		104	59			Vandalism		22	31
		Motor Vehicle Theft		19	21			Weapons		3	2
		Arson		0	0			Prostitution		0	0
PART I TOTALS		148	101	Sex Offenses		3	0				
NON-UCR OFFENSES		Ambulance Calls		16	13	Drug Abuse		8	5		
		Deaths		3	2	Gambling		0	0		
		Missing Persons		2	2	Family Offenses		29	23		
		Suicides		1	0	DUI		0	3		
		Suspicious Activity		15	13	Liquor Laws		1	0		
		Traffic Accidents		18	13	Drunkenness		9	4		
		All Other		86	64	Disorderly Conduct		7	4		
		NON-UCR TOTALS		141	107	All Other Offenses		46	39		
PART I OFFENSES		148	101	Curfew/Loitering		0	0				
PART II OFFENSES		169	143	Runaway		1	0				
NON-UCR OFFENSES		141	107	PART II TOTALS		169	143				
TOTAL		458	351								

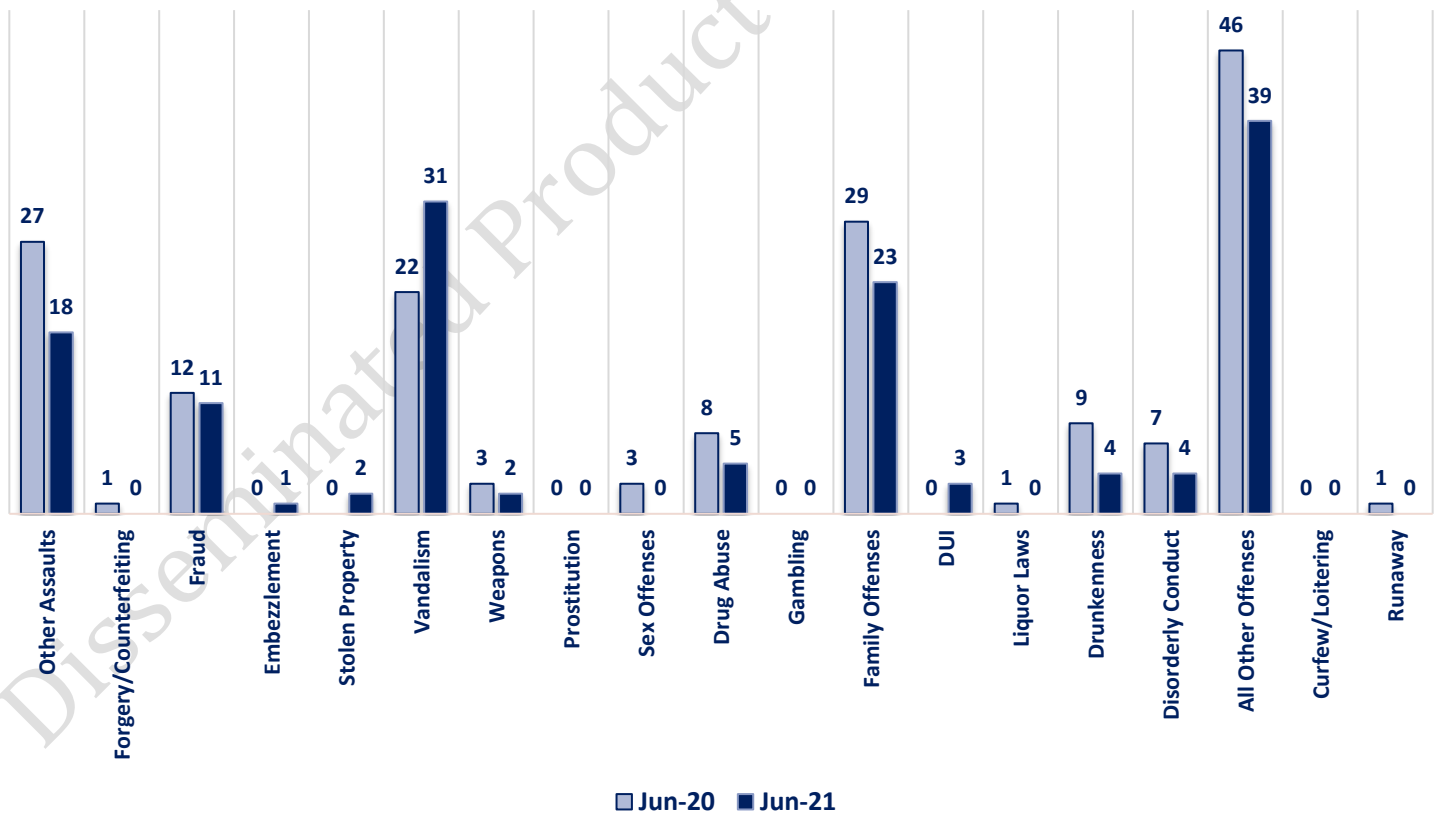
JUNE 2021- PART I & II OFFENSE PERCENTAGES



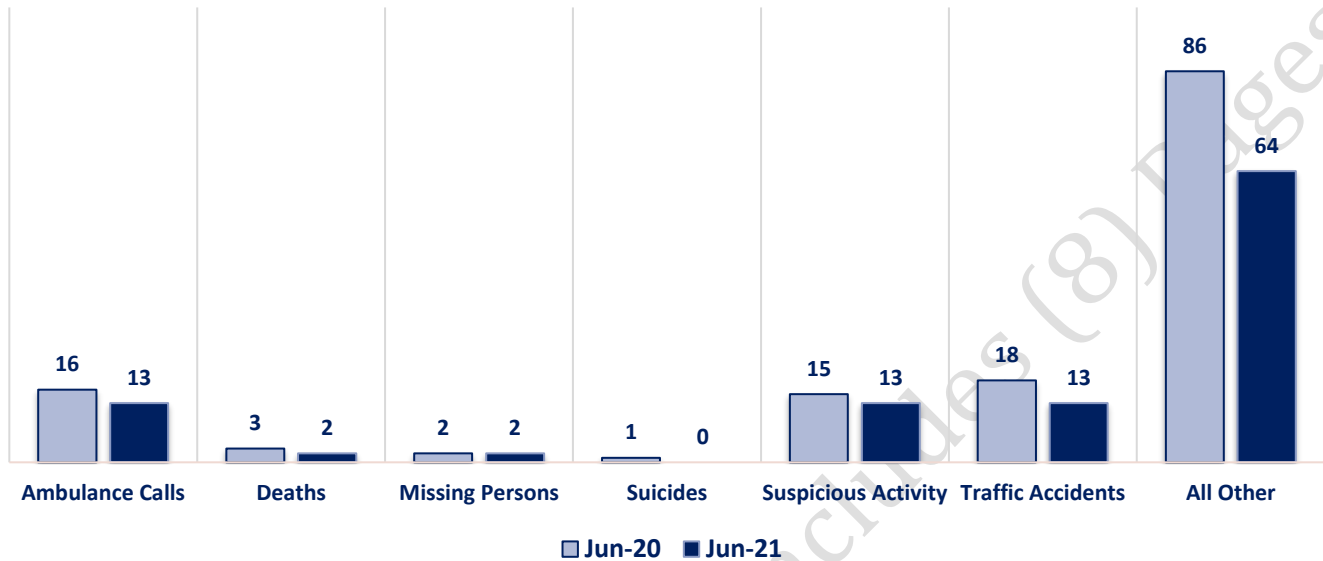
Part I Offenses



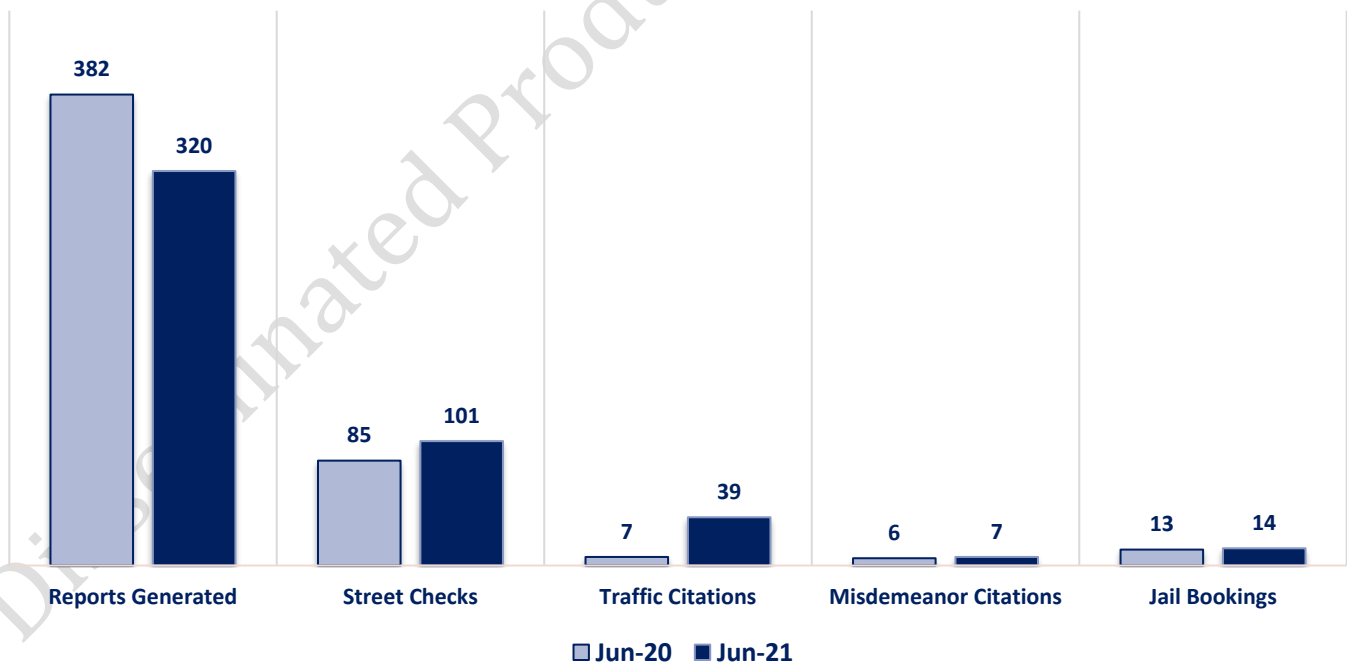
Part II Offenses



Non-UCR Offenses

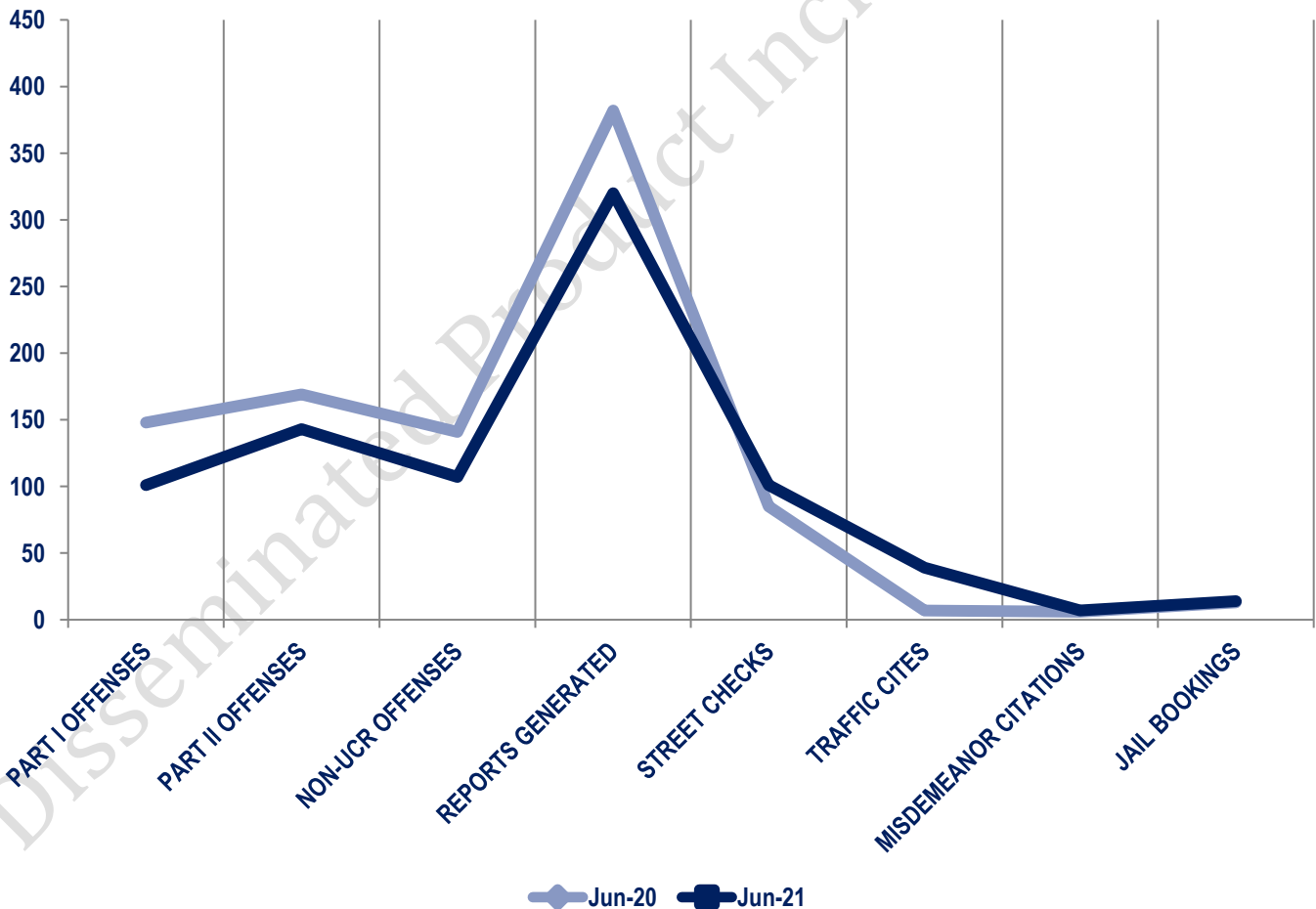


Other Event Totals



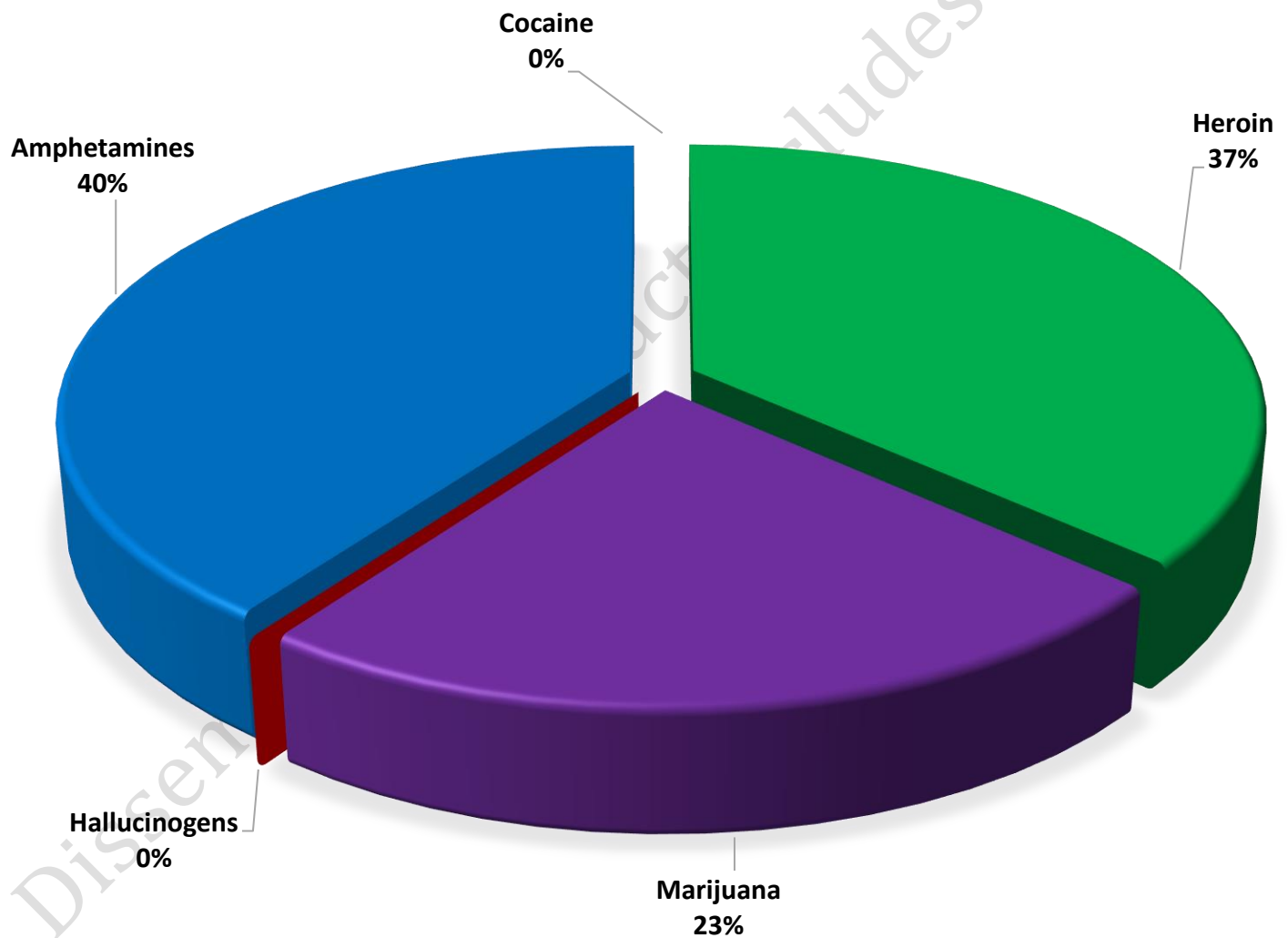
Combined Offense/Event Trends

	JUN 2020	JUN 2021
Part I Offenses	148	101
Part II Offenses	169	143
NonUCR Offenses	141	107
Reports Generated	382	320
Street Checks	85	101
Traffic Citations	7	39
Misdemeanor Citations	6	7
Jail Bookings	13	14

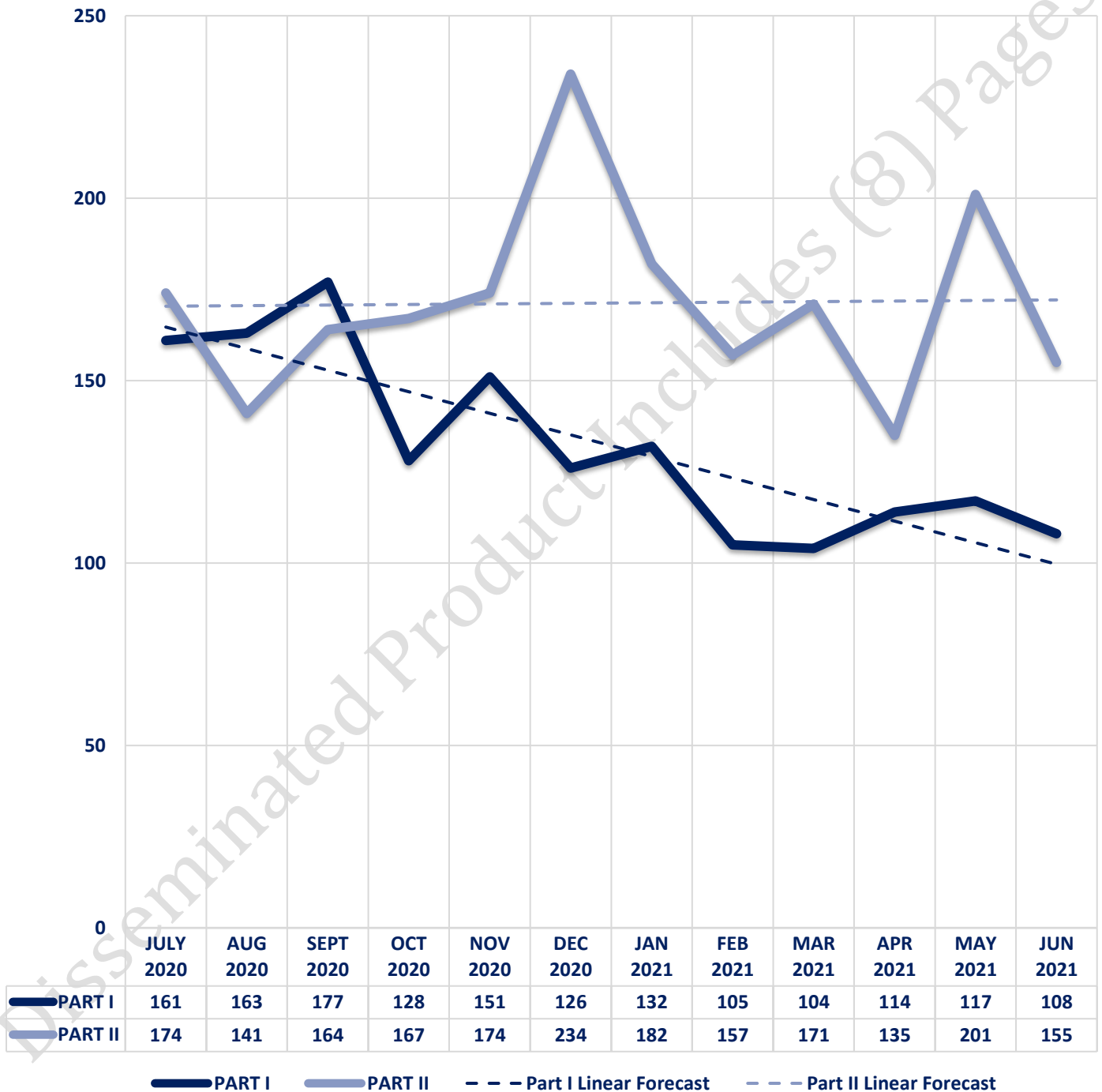


Seized Drugs

TYPE	DOSES	STREET VALUE
Cocaine	0.0	\$ -
Heroin	55.0	\$ 550.00
Marijuana	35.3	\$ 211.64
Hallucinogens	0.0	\$ -
Amphetamines	60.0	\$ 600.00
TOTAL	150.3	\$ 1,361.64



Part I & II Offenses - One Year





CITY COUNCIL DISTRICT #3

MONTHLY OFFENSE SUMMARY

July 2021

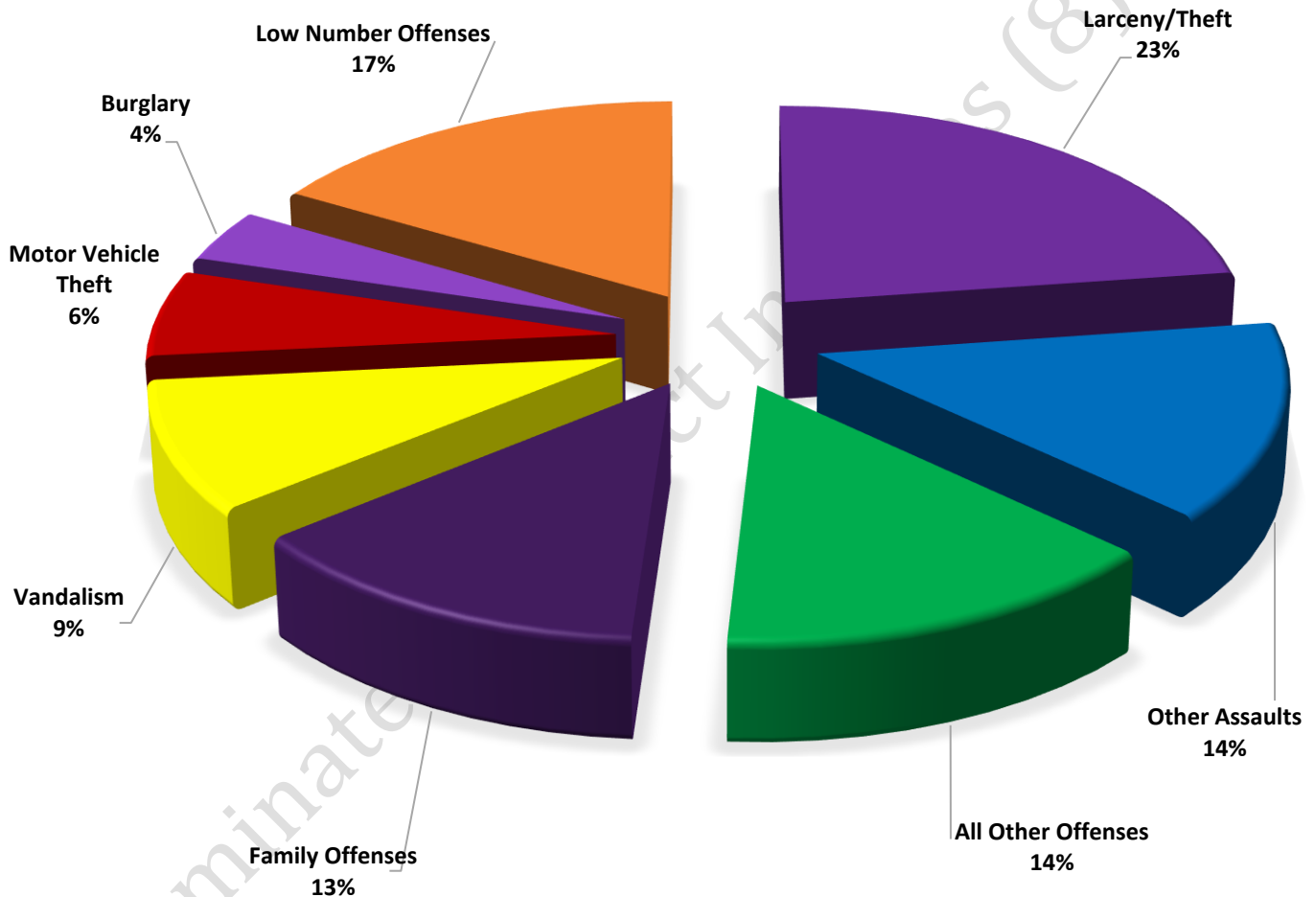
These figures represent preliminary counts of original Police Incident Reports and include all offenses within the above listed City Council District only. Full statistical analysis to determine the confidence level of this data has not been performed. The results contained herein are approximate in relation to the listed area and may not fully coincide with data shown in other areas of SLCPD's Crime Statistics page such as Calls for Service, Crimes Trending, and Crime Reports due to and reflective of departmental procedures that were in place at the time the event occurred and the date this data was compiled. Results displayed are not distinguished as attempted or completed crimes, do not include other calls for police service, and only represent police service where a report was made. Police Incident Reports are classified by primary offense categories as defined by the Uniform Crime Reporting (UCR) system, however for this report all offenses are included, and each incident may have more than one offense listed on it. In cases where there is more than one offense listed, all offenses are counted individually. Although every reasonable verification effort is made, the accuracy of any data is subject to the constraints of the report generation process as well as the manner, format, and point in time of any query.

PART I OFFENSES:	Chosen by the FBI as Part I Offenses because they are serious crimes that occur with regularity in all areas of the country and are likely to be reported to Police.
PART II OFFENSES:	All other crimes other than the eight Part I Offenses. The Uniform Crime Reporting Program gathers only arrest data for Part II Offenses, however, SLCPD results displayed in this document display all Part II Offenses, regardless of the presence of arrest data.
ALL OTHER OFFENSES:	Under the Part II Offense section, 'All Other Offenses' include Peeping Tom, Trespass, Kidnap/Abduction, Pornography, Extortion/Blackmail, Bribery, Warrants, Sexual Offenses, Obstruction, Public Peace, and Hit & Run.
NON-UCR OFFENSES:	Non-UCR Offenses include reports for all other offenses not classified as a Part I or Part II Offense. Results displayed separate some of these offenses such as Ambulance Calls, Deaths, Missing Persons, Suicides, Suspicious Activity, and Traffic Accidents.
ALL OTHER NON-UCR:	Under the Non-UCR category, 'All Other' include the remainder of offenses not classified as Part I or Part II and not separated from the Non-UCR Offenses. These include things such as Loud Parties, Barking Dogs, Mentally Ill Subjects, Citizen Assistance, etc.
LOW NUMBER OFFENSES:	On page two, in the interest of space and allowing for easier viewing, the category titled 'Low Number Offenses' include Part I and Part II Offenses from page one that have totals under the amount of 8.

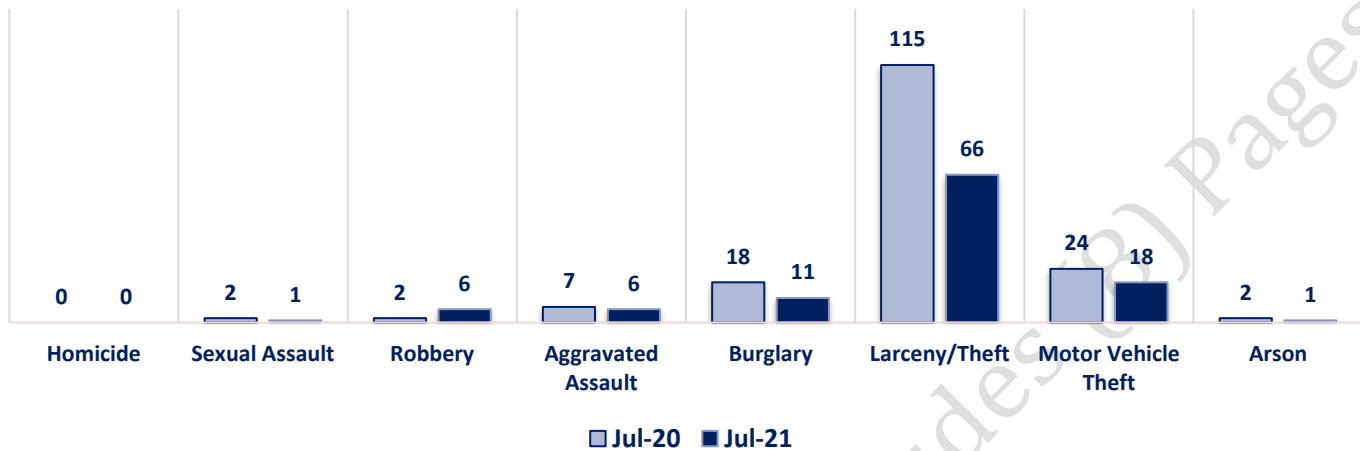
Offenses

PART I OFFENSES		OFFENSE		JUL 20	JUL 21	PART II OFFENSES			
		Homicide		0	0				
		Sexual Assault		2	1				
		Robbery		2	6				
		Aggravated Assault		7	6				
		Burglary		18	11				
		Larceny/Theft		115	66				
		Motor Vehicle Theft		24	18				
		Arson		2	1				
		PART I TOTALS		170	109				
NON-UCR OFFENSES		Ambulance Calls		12	12	Drug Abuse		8	6
		Deaths		1	5	Gambling		0	0
		Missing Persons		3	1	Family Offenses		33	38
		Suicides		0	1	DUI		3	2
		Suspicious Activity		16	5	Liquor Laws		0	0
		Traffic Accidents		20	25	Drunkenness		3	8
		All Other		106	98	Disorderly Conduct		7	3
		NON-UCR TOTALS		158	147	All Other Offenses		41	41
PART I OFFENSES		170	109	Curfew/Loitering		0	0		
PART II OFFENSES		178	181	Runaway		1	0		
NON-UCR OFFENSES		158	147	PART II TOTALS		178	181		
TOTAL		506	437						

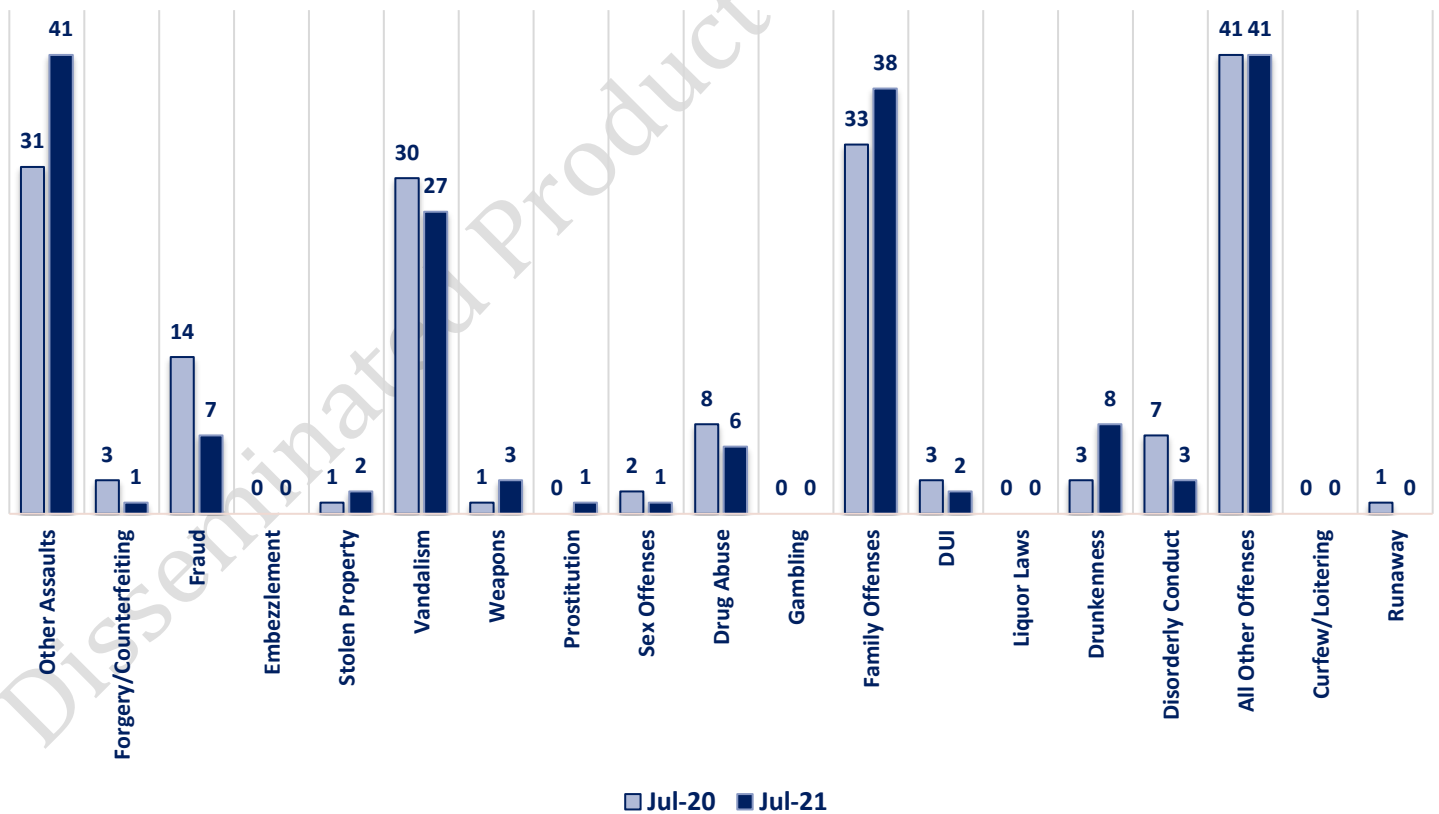
JULY 2021- PART I & II OFFENSE PERCENTAGES



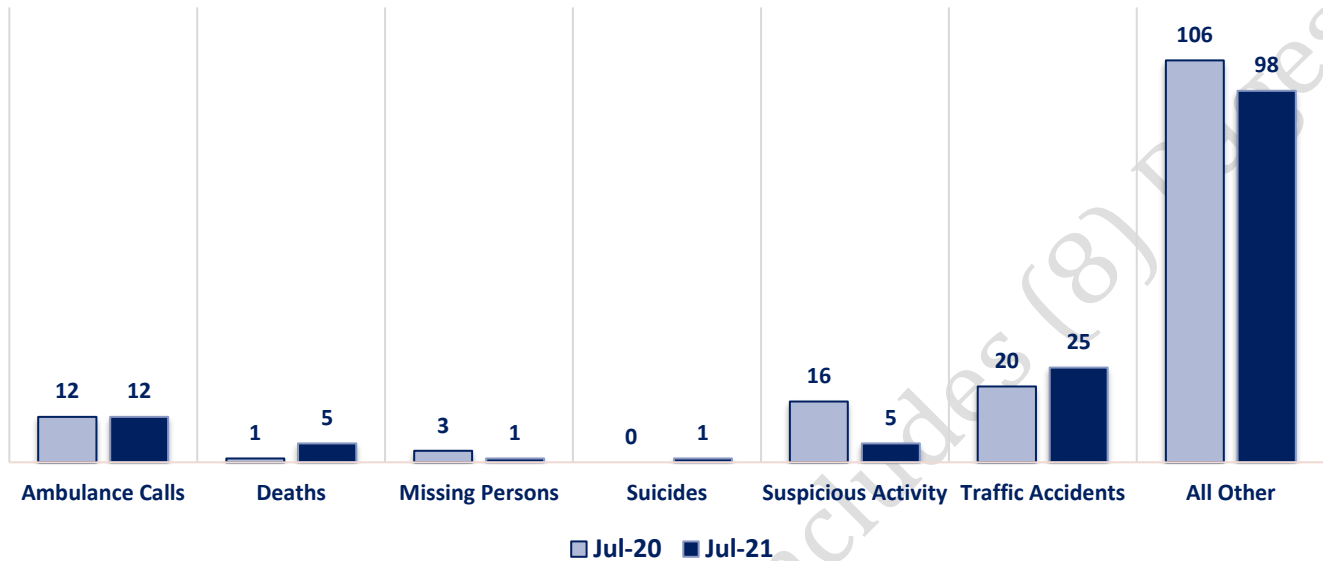
Part I Offenses



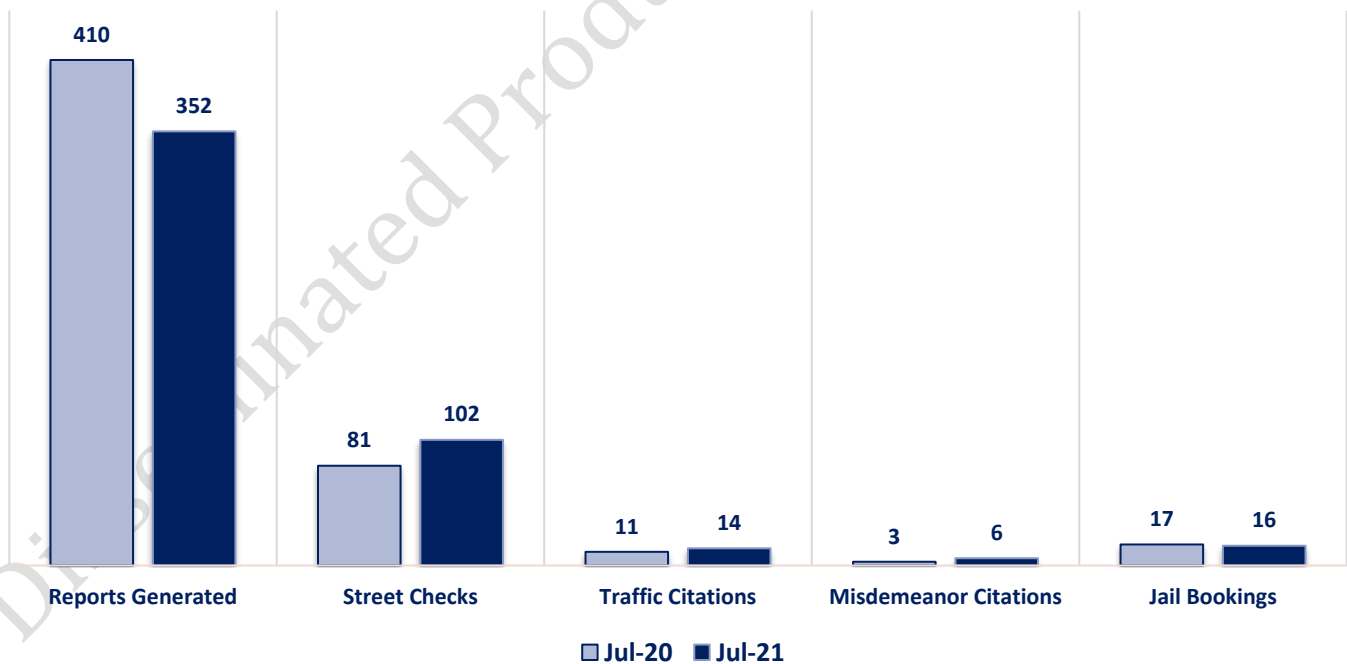
Part II Offenses



Non-UCR Offenses

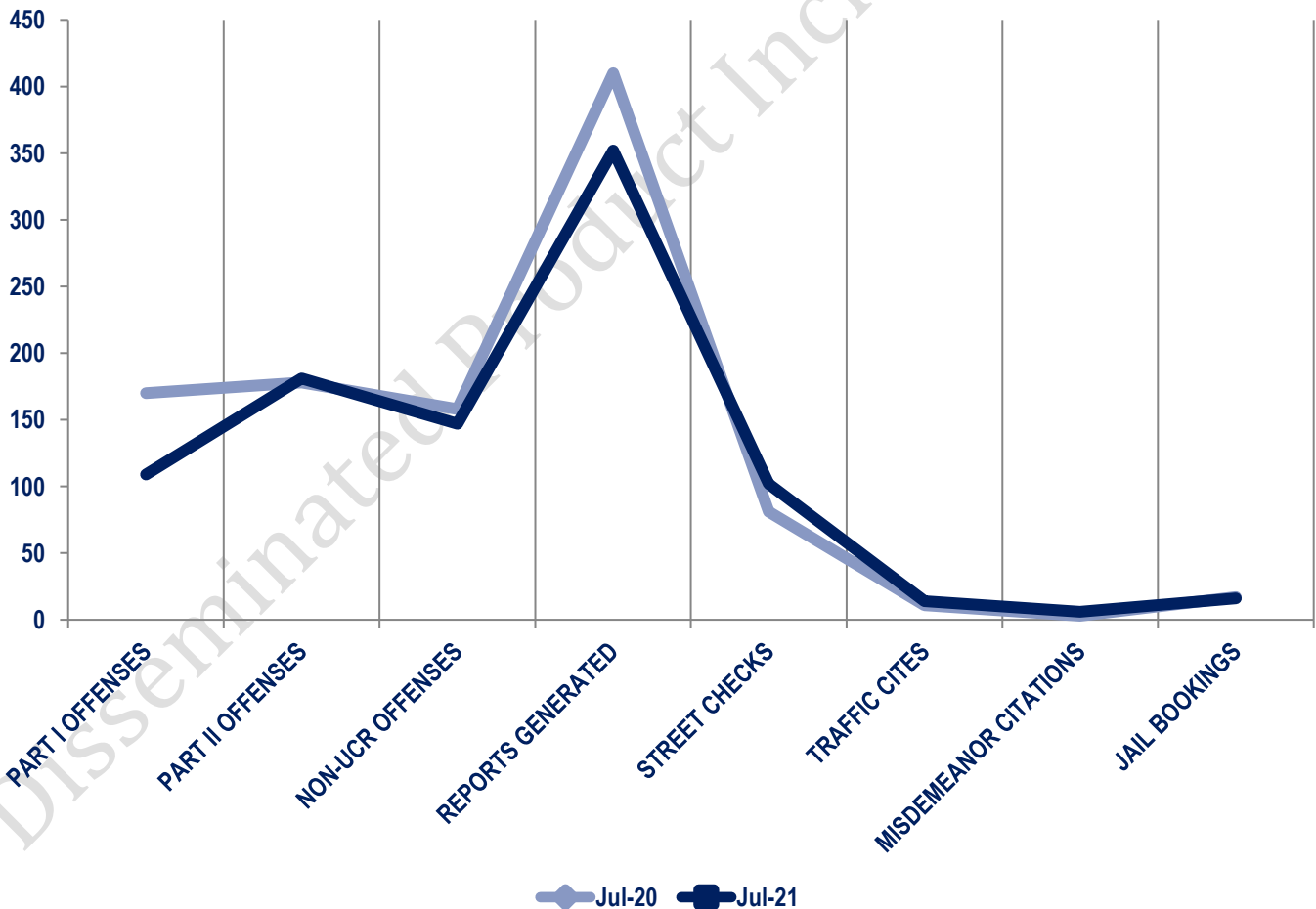


Other Event Totals



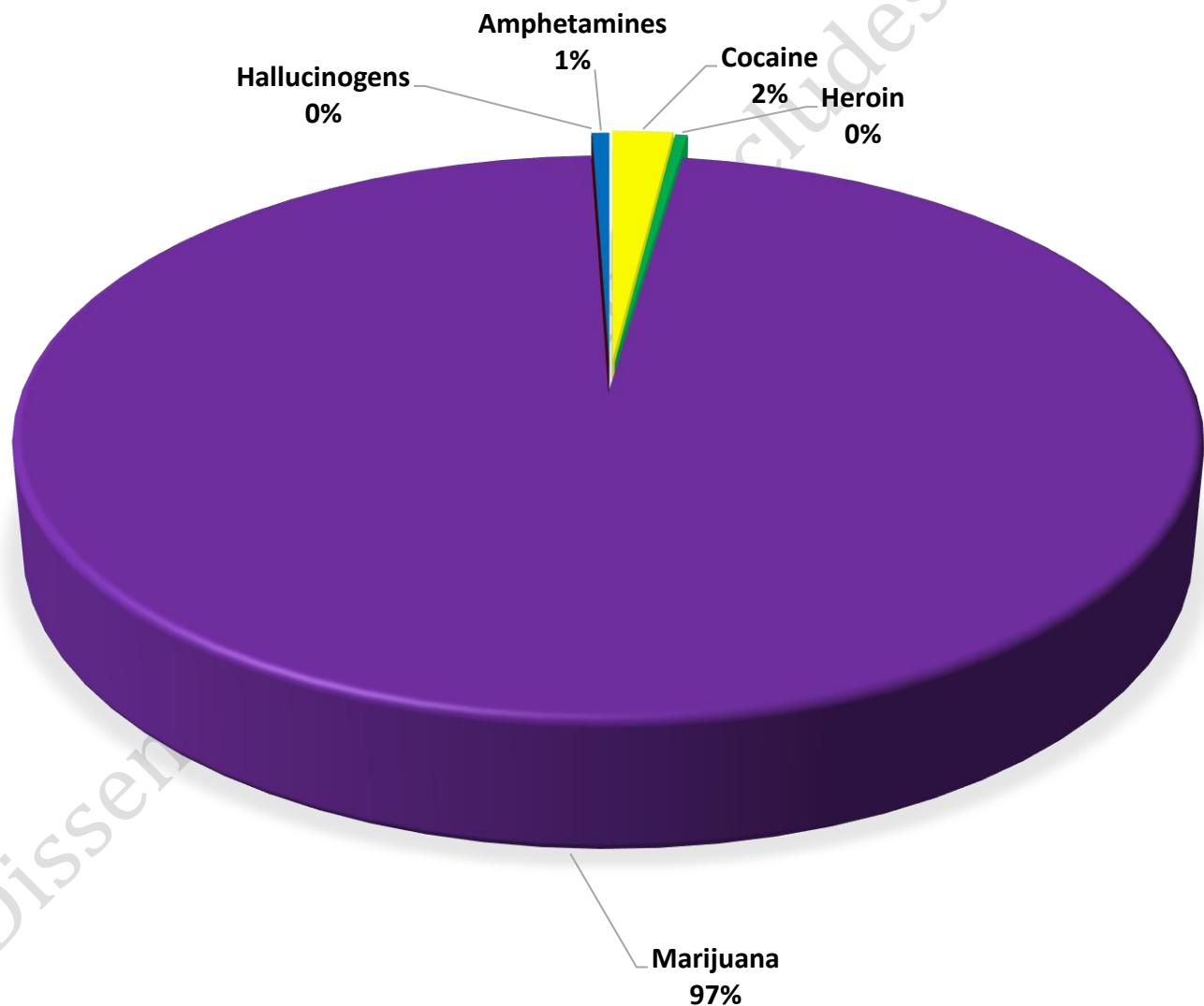
Combined Offense/Event Trends

	JUL 2020	JUL 2021
Part I Offenses	170	109
Part II Offenses	178	181
NonUCR Offenses	158	147
Reports Generated	410	352
Street Checks	81	102
Traffic Citations	11	14
Misdemeanor Citations	3	6
Jail Bookings	17	16

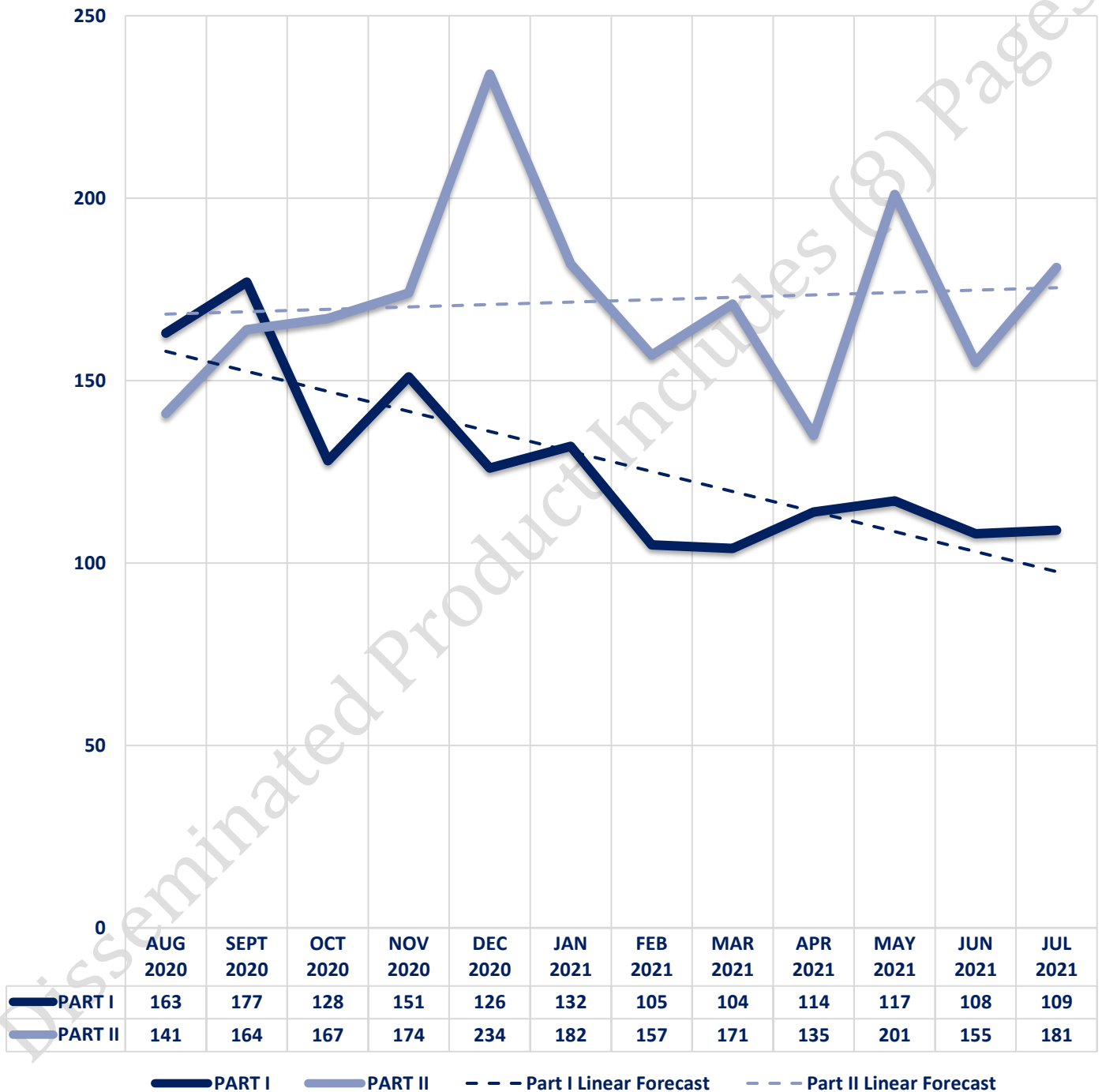


Seized Drugs

TYPE	DOSES	STREET VALUE
Cocaine	60.0	\$ 600.00
Heroin	12.0	\$ 120.00
Marijuana	2995.0	\$ 17,970.00
Hallucinogens	0.0	\$ -
Amphetamines	17.0	\$ 170.00
TOTAL	3084.0	\$ 18,860.00



Part I & II Offenses - One Year





CITY COUNCIL DISTRICT #3

MONTHLY OFFENSE SUMMARY

August 2021

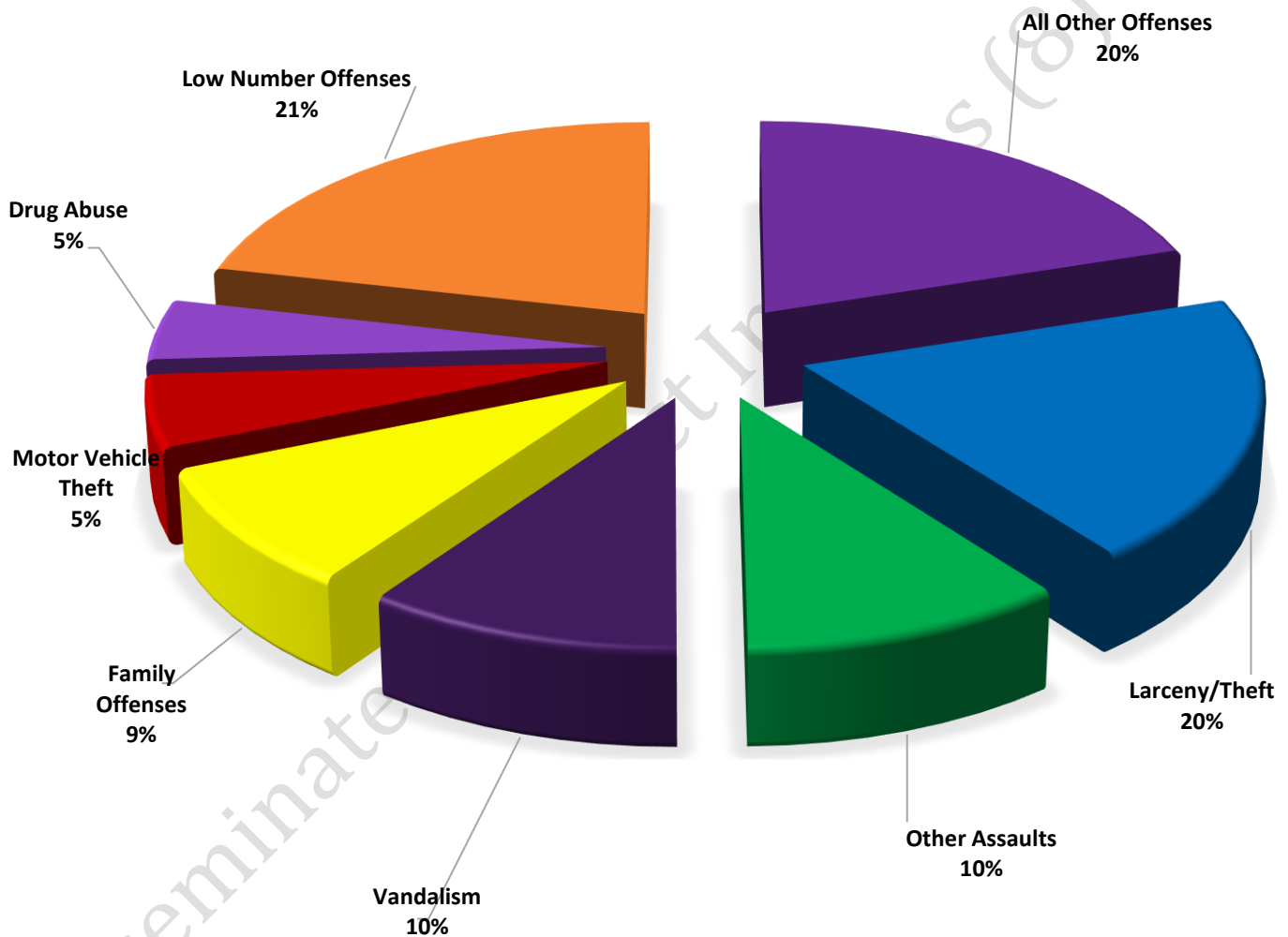
These figures represent preliminary counts of original Police Incident Reports and include all offenses within the above listed City Council District only. Full statistical analysis to determine the confidence level of this data has not been performed. The results contained herein are approximate in relation to the listed area and may not fully coincide with data shown in other areas of SLCPD's Crime Statistics page such as Calls for Service, Crimes Trending, and Crime Reports due to and reflective of departmental procedures that were in place at the time the event occurred and the date this data was compiled. Results displayed are not distinguished as attempted or completed crimes, do not include other calls for police service, and only represent police service where a report was made. Police Incident Reports are classified by primary offense categories as defined by the Uniform Crime Reporting (UCR) system, however for this report all offenses are included, and each incident may have more than one offense listed on it. In cases where there is more than one offense listed, all offenses are counted individually. Although every reasonable verification effort is made, the accuracy of any data is subject to the constraints of the report generation process as well as the manner, format, and point in time of any query.

PART I OFFENSES:	Chosen by the FBI as Part I Offenses because they are serious crimes that occur with regularity in all areas of the country and are likely to be reported to Police.
PART II OFFENSES:	All other crimes other than the eight Part I Offenses. The Uniform Crime Reporting Program gathers only arrest data for Part II Offenses, however, SLCPD results displayed in this document display all Part II Offenses, regardless of the presence of arrest data.
ALL OTHER OFFENSES:	Under the Part II Offense section, 'All Other Offenses' include Peeping Tom, Trespass, Kidnap/Abduction, Pornography, Extortion/Blackmail, Bribery, Warrants, Sexual Offenses, Obstruction, Public Peace, and Hit & Run.
NON-UCR OFFENSES:	Non-UCR Offenses include reports for all other offenses not classified as a Part I or Part II Offense. Results displayed separate some of these offenses such as Ambulance Calls, Deaths, Missing Persons, Suicides, Suspicious Activity, and Traffic Accidents.
ALL OTHER NON-UCR:	Under the Non-UCR category, 'All Other' include the remainder of offenses not classified as Part I or Part II and not separated from the Non-UCR Offenses. These include things such as Loud Parties, Barking Dogs, Mentally Ill Subjects, Citizen Assistance, etc.
LOW NUMBER OFFENSES:	On page two, in the interest of space and allowing for easier viewing, the category titled 'Low Number Offenses' include Part I and Part II Offenses from page one that have totals under the amount of 11.

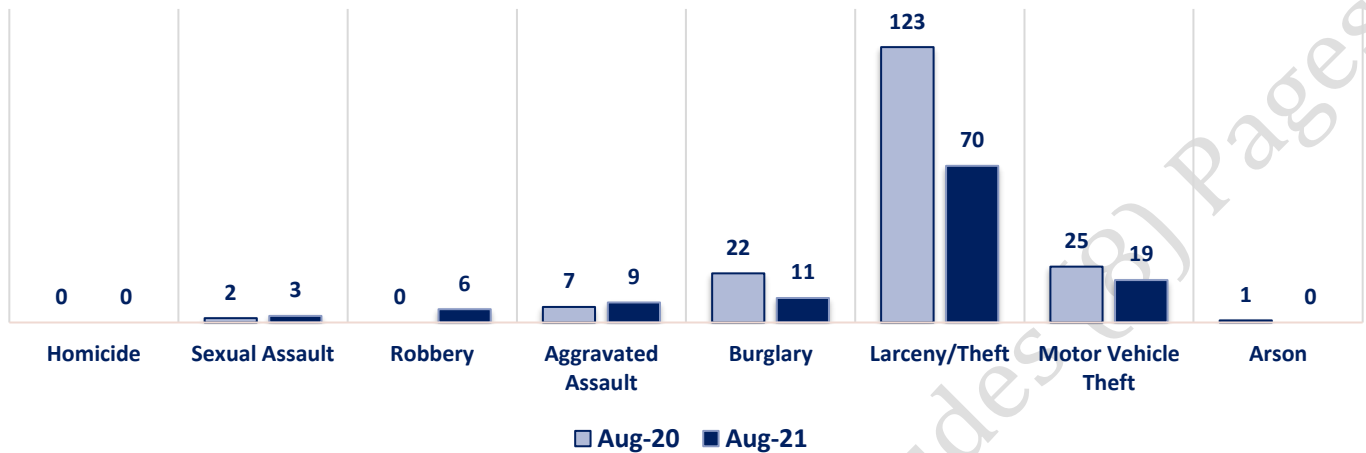
Offenses

	OFFENSE	AUG 20	AUG 21	OFFENSE	AUG 20	AUG 21
PART I OFFENSES	Homicide	0	0	Other Assaults	19	37
	Sexual Assault	2	3	Forgery/Counterfeit	1	2
	Robbery	0	6	Fraud	8	8
	Aggravated Assault	7	9	Embezzlement	0	0
	Burglary	22	11	Stolen Property	0	2
	Larceny/Theft	123	70	Vandalism	32	36
	Motor Vehicle Theft	25	19	Weapons	2	5
	Arson	1	0	Prostitution	0	0
PART I OFFENSES	PART I TOTALS	180	118	Sex Offenses	1	3
	Ambulance Calls	14	11	Drug Abuse	5	16
	Deaths	2	3	Gambling	0	0
	Missing Persons	7	2	Family Offenses	20	32
	Suicides	0	0	DUI	0	10
	Suspicious Activity	13	15	Liquor Laws	0	0
	Traffic Accidents	20	30	Drunkenness	5	10
	All Other	85	118	Disorderly Conduct	5	8
NON-UCR OFFENSES	NON-UCR TOTALS	141	179	All Other Offenses	47	72
	PART I OFFENSES	180	118	Curfew/Loitering	0	0
	PART II OFFENSES	146	241	Runaway	1	0
	NON-UCR OFFENSES	141	179	PART II TOTALS	146	241
TOTALS	TOTAL	467	538			

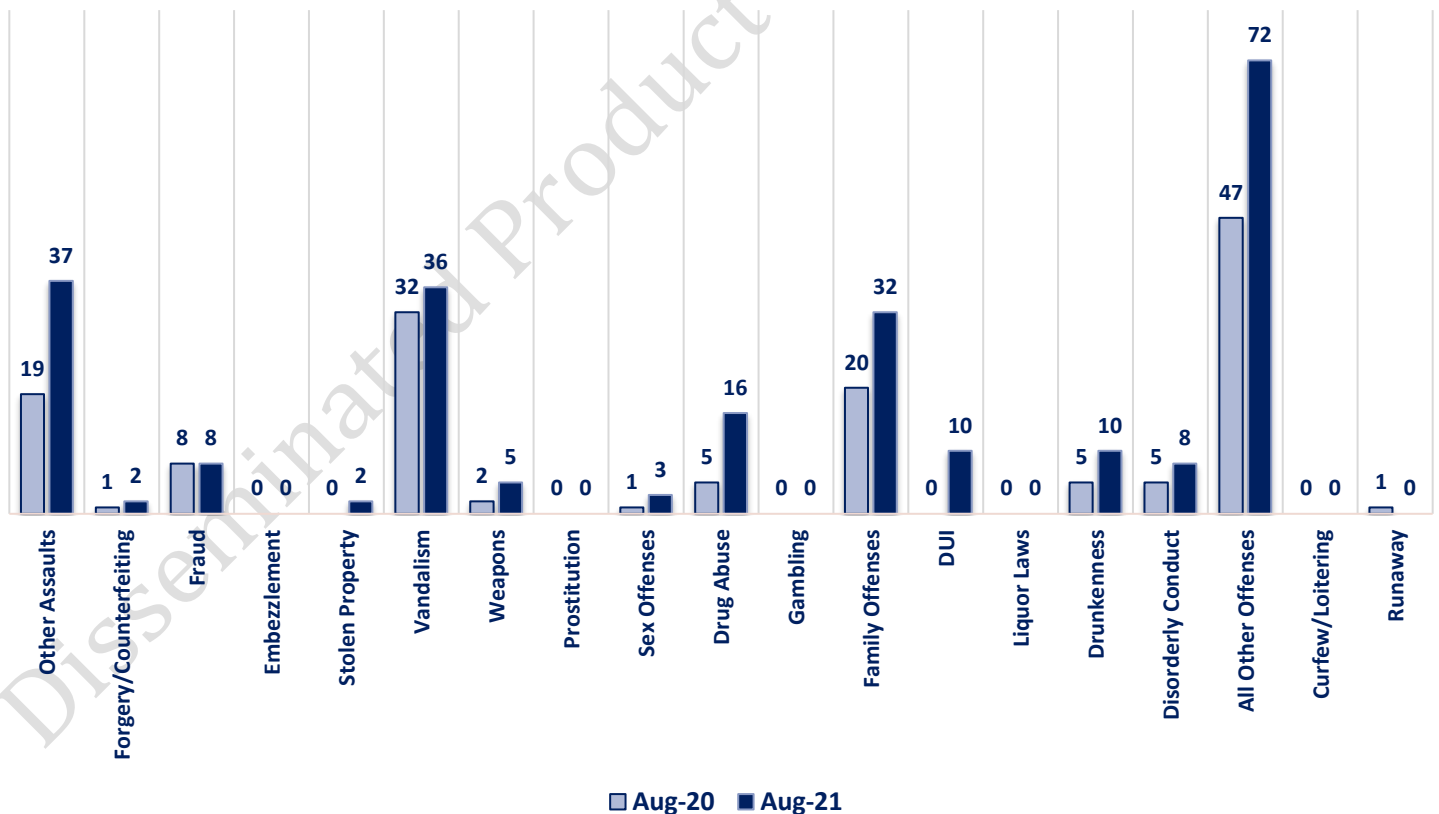
AUGUST 2020- PART I & II OFFENSE PERCENTAGES



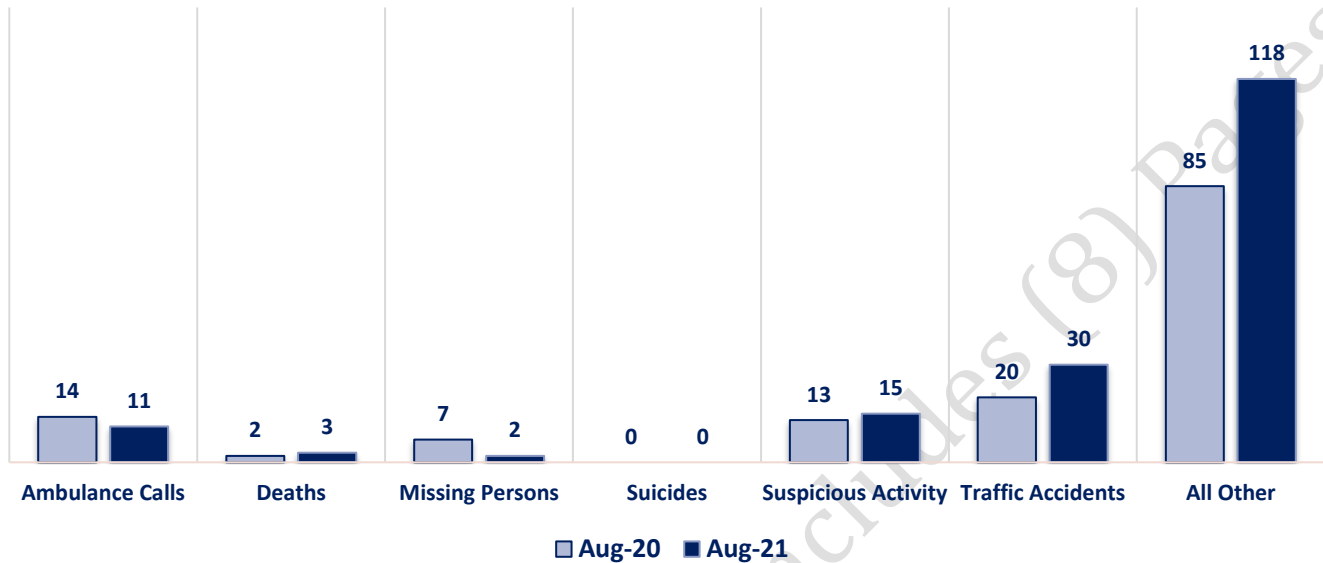
Part I Offenses



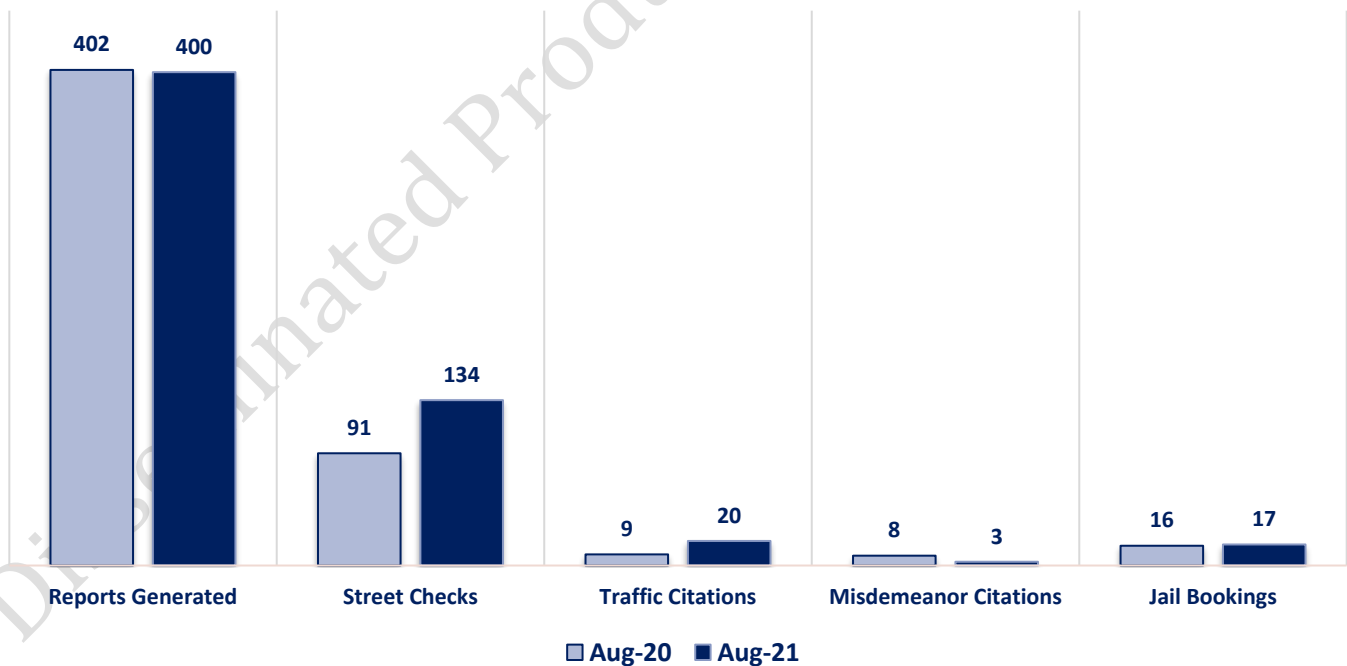
Part II Offenses



Non-UCR Offenses

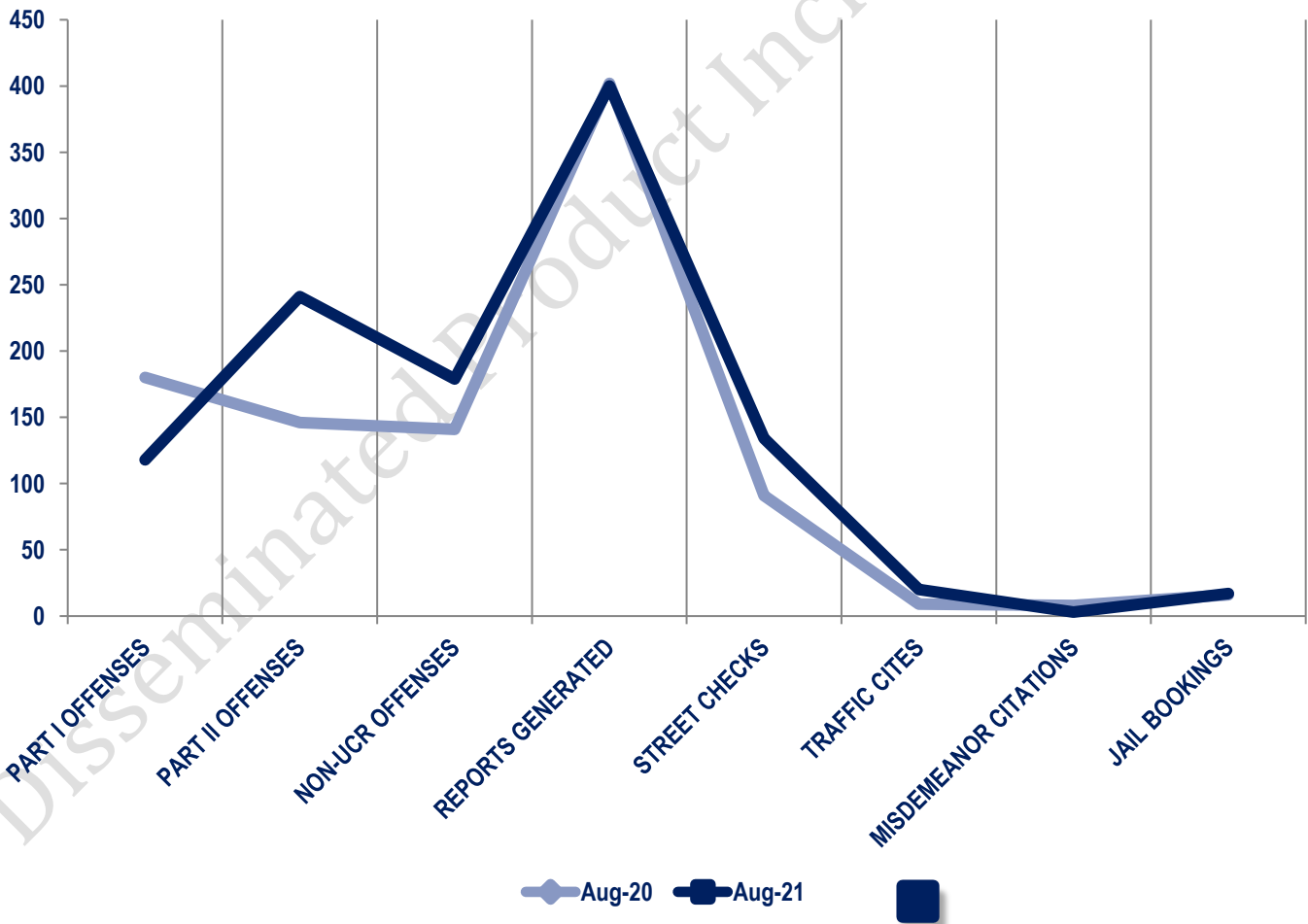


Other Event Totals



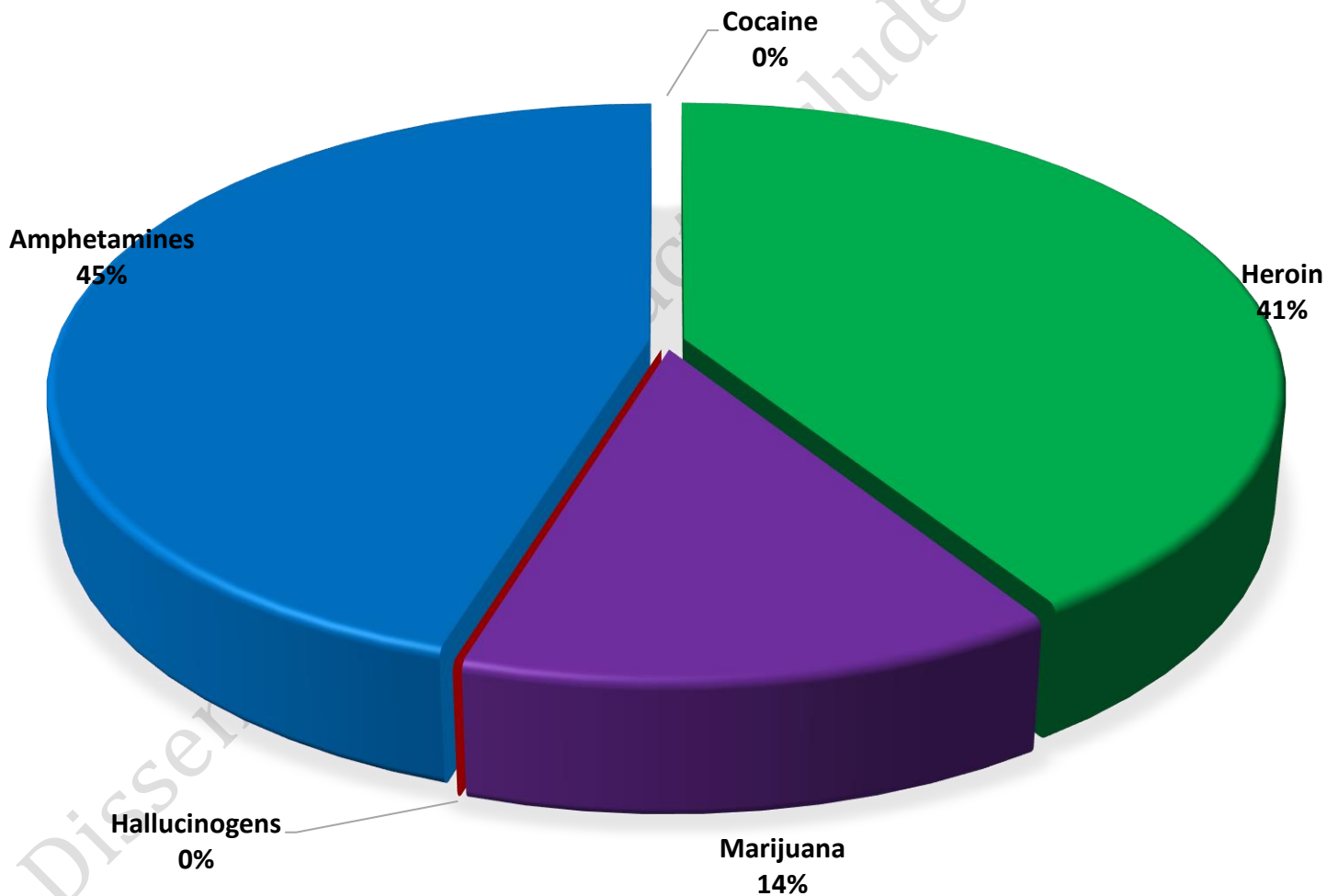
Combined Offense/Event Trends

	AUG 2020	AUG 2021
Part I Offenses	180	118
Part II Offenses	146	241
NonUCR Offenses	141	179
Reports Generated	402	400
Street Checks	91	134
Traffic Citations	9	20
Misdemeanor Citations	8	3
Jail Bookings	16	17

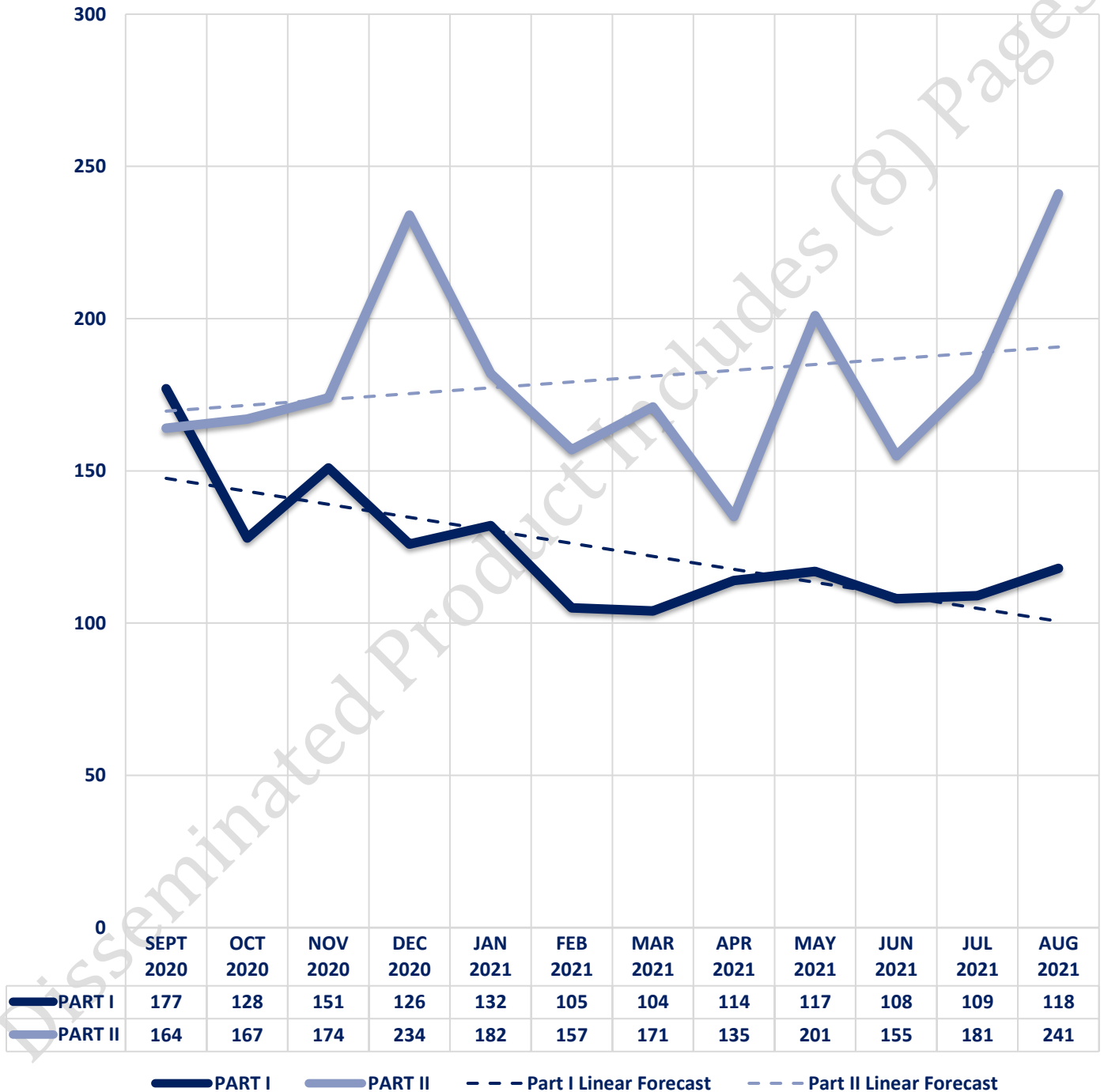


Seized Drugs

TYPE	DOSES	STREET VALUE	
Cocaine	0.0	\$	-
Heroin	95.0	\$	950.00
Marijuana	32.2	\$	193.13
Hallucinogens	0.0	\$	-
Amphetamines	105.0	\$	1,050.00
TOTAL	232.2	\$	2,193.13



Part I & II Offenses - One Year





CITY COUNCIL DISTRICT #3

MONTHLY OFFENSE SUMMARY

September 2021

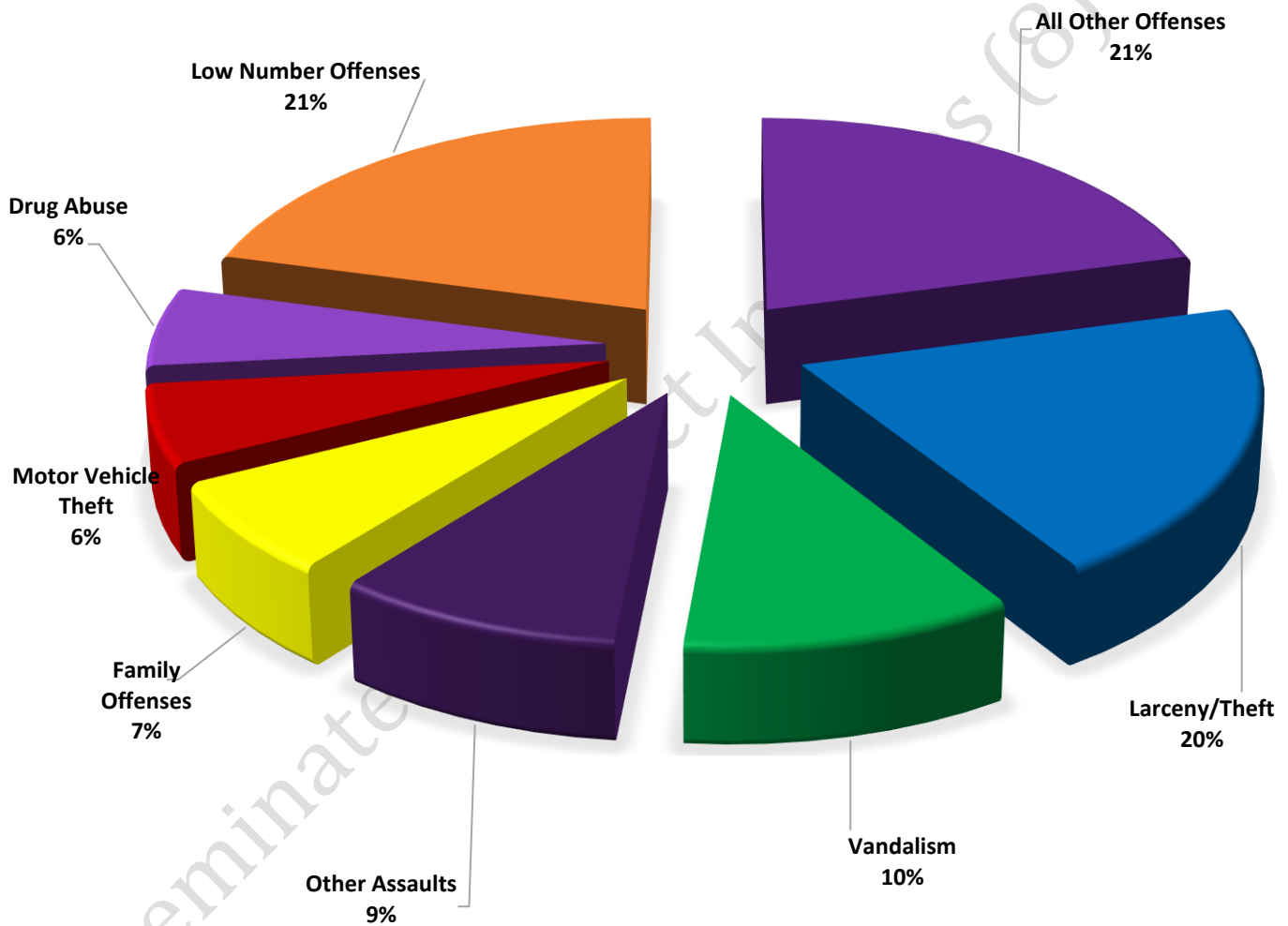
These figures represent preliminary counts of original Police Incident Reports and include all offenses within the above listed City Council District only. Full statistical analysis to determine the confidence level of this data has not been performed. The results contained herein are approximate in relation to the listed area and may not fully coincide with data shown in other areas of SLCPD's Crime Statistics page such as Calls for Service, Crimes Trending, and Crime Reports due to and reflective of departmental procedures that were in place at the time the event occurred and the date this data was compiled. Results displayed are not distinguished as attempted or completed crimes, do not include other calls for police service, and only represent police service where a report was made. Police Incident Reports are classified by primary offense categories as defined by the Uniform Crime Reporting (UCR) system, however for this report all offenses are included, and each incident may have more than one offense listed on it. In cases where there is more than one offense listed, all offenses are counted individually. Although every reasonable verification effort is made, the accuracy of any data is subject to the constraints of the report generation process as well as the manner, format, and point in time of any query.

PART I OFFENSES:	Chosen by the FBI as Part I Offenses because they are serious crimes that occur with regularity in all areas of the country and are likely to be reported to Police.
PART II OFFENSES:	All other crimes other than the eight Part I Offenses. The Uniform Crime Reporting Program gathers only arrest data for Part II Offenses, however, SLCPD results displayed in this document display all Part II Offenses, regardless of the presence of arrest data.
ALL OTHER OFFENSES:	Under the Part II Offense section, 'All Other Offenses' include Peeping Tom, Trespass, Kidnap/Abduction, Pornography, Extortion/Blackmail, Bribery, Warrants, Sexual Offenses, Obstruction, Public Peace, and Hit & Run.
NON-UCR OFFENSES:	Non-UCR Offenses include reports for all other offenses not classified as a Part I or Part II Offense. Results displayed separate some of these offenses such as Ambulance Calls, Deaths, Missing Persons, Suicides, Suspicious Activity, and Traffic Accidents.
ALL OTHER NON-UCR:	Under the Non-UCR category, 'All Other' include the remainder of offenses not classified as Part I or Part II and not separated from the Non-UCR Offenses. These include things such as Loud Parties, Barking Dogs, Mentally Ill Subjects, Citizen Assistance, etc.
LOW NUMBER OFFENSES:	On page two, in the interest of space and allowing for easier viewing, the category titled 'Low Number Offenses' include Part I and Part II Offenses from page one that have totals under the amount of 12.

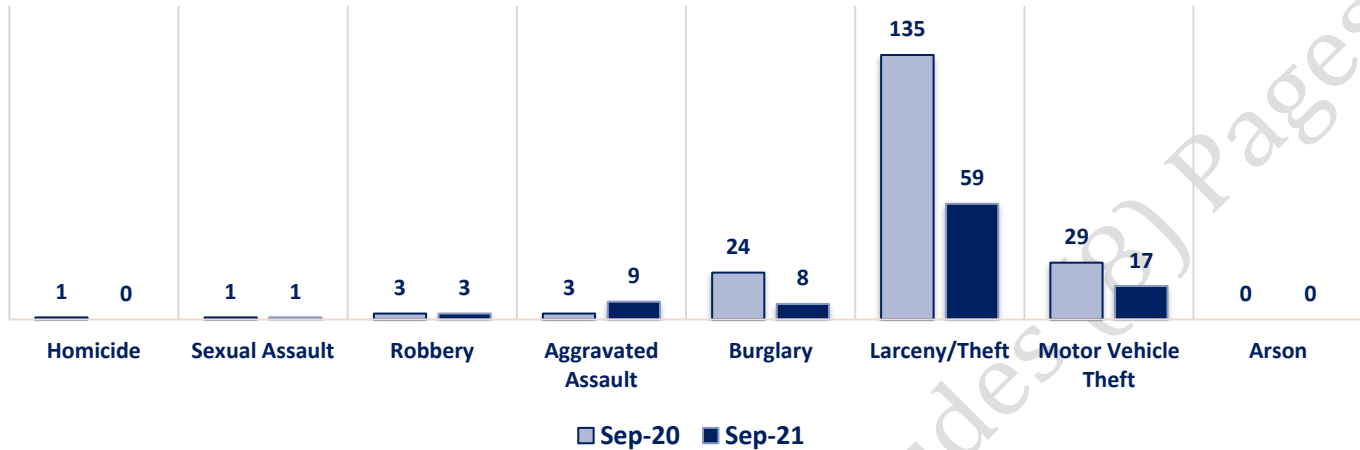
Offenses

PART I OFFENSES		OFFENSE		SEPT 20	SEPT 21	PART II OFFENSES			
		OFFENSE		SEPT 20	SEPT 21				
		Homicide		1	0				
		Sexual Assault		1	1				
		Robbery		3	3				
		Aggravated Assault		3	9				
		Burglary		24	8				
		Larceny/Theft		135	59				
		Motor Vehicle Theft		29	17				
		Arson		0	0				
PART I TOTALS		196	97	Sex Offenses		1	3		
NON-UCR OFFENSES		Ambulance Calls		9	5	Drug Abuse		15	17
		Deaths		4	3	Gambling		0	0
		Missing Persons		4	5	Family Offenses		24	20
		Suicides		0	1	DUI		4	12
		Suspicious Activity		18	10	Liquor Laws		0	0
		Traffic Accidents		27	36	Drunkenness		5	6
		All Other		78	94	Disorderly Conduct		7	6
NON-UCR TOTALS		140	154	All Other Offenses		44	61		
PART I OFFENSES		196	97	Curfew/Loitering		0	0		
PART II OFFENSES		171	196	Runaway		0	0		
NON-UCR OFFENSES		140	154	PART II TOTALS		171	196		
TOTAL		507	447						

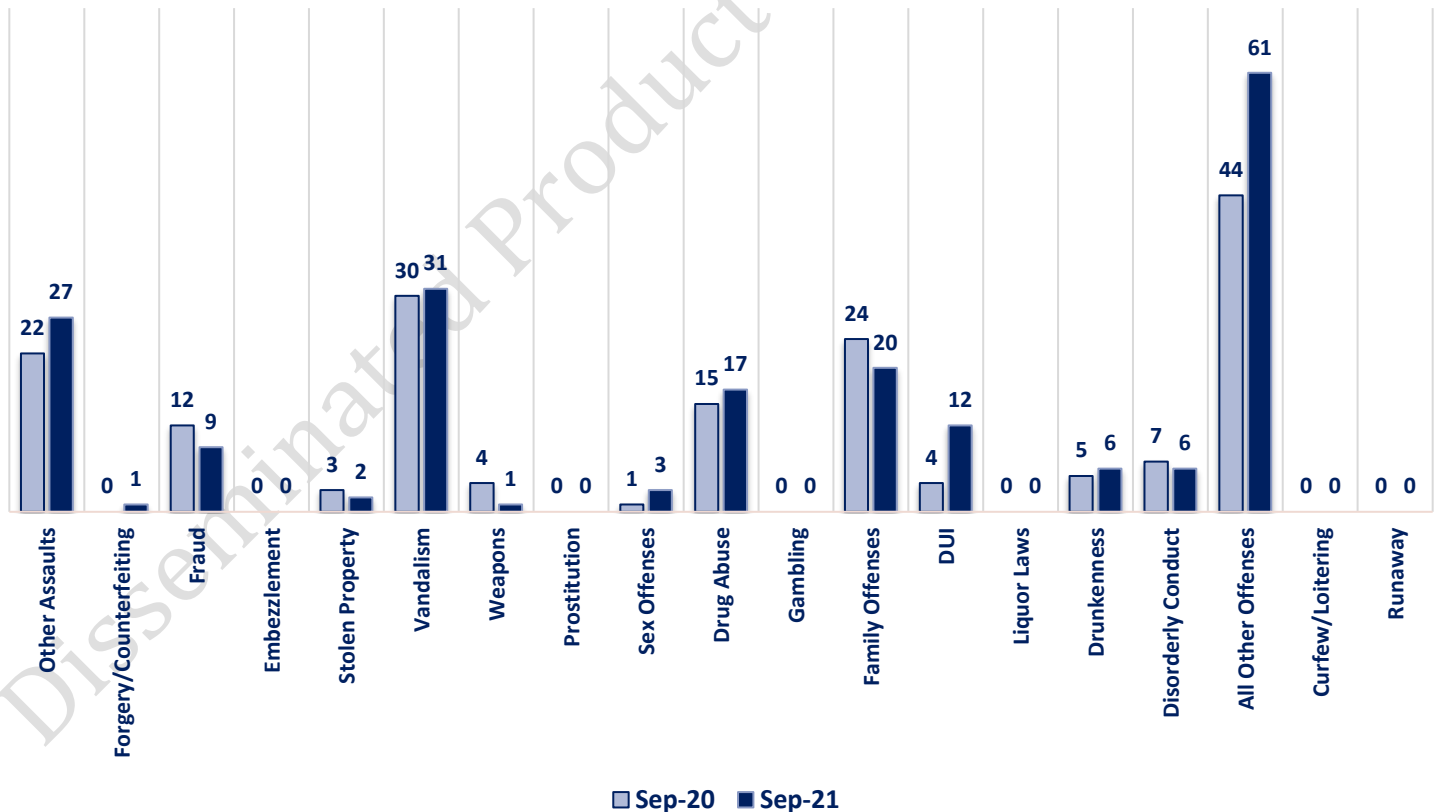
SEPTEMBER 2021 - PART I & II OFFENSE PERCENTAGES



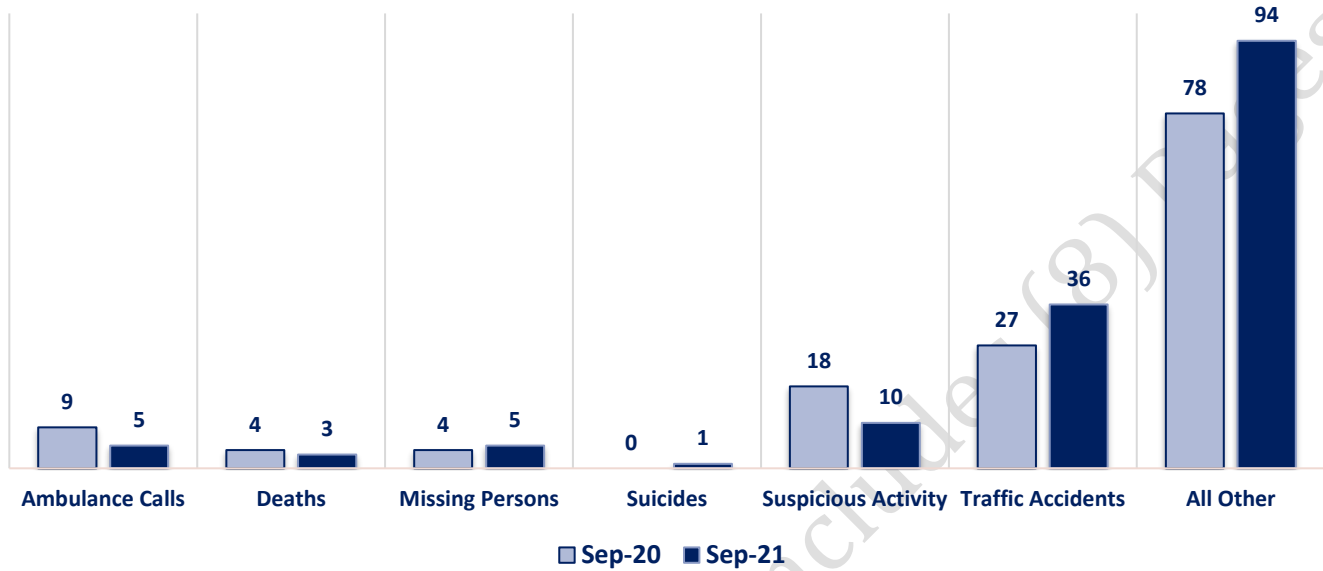
Part I Offenses



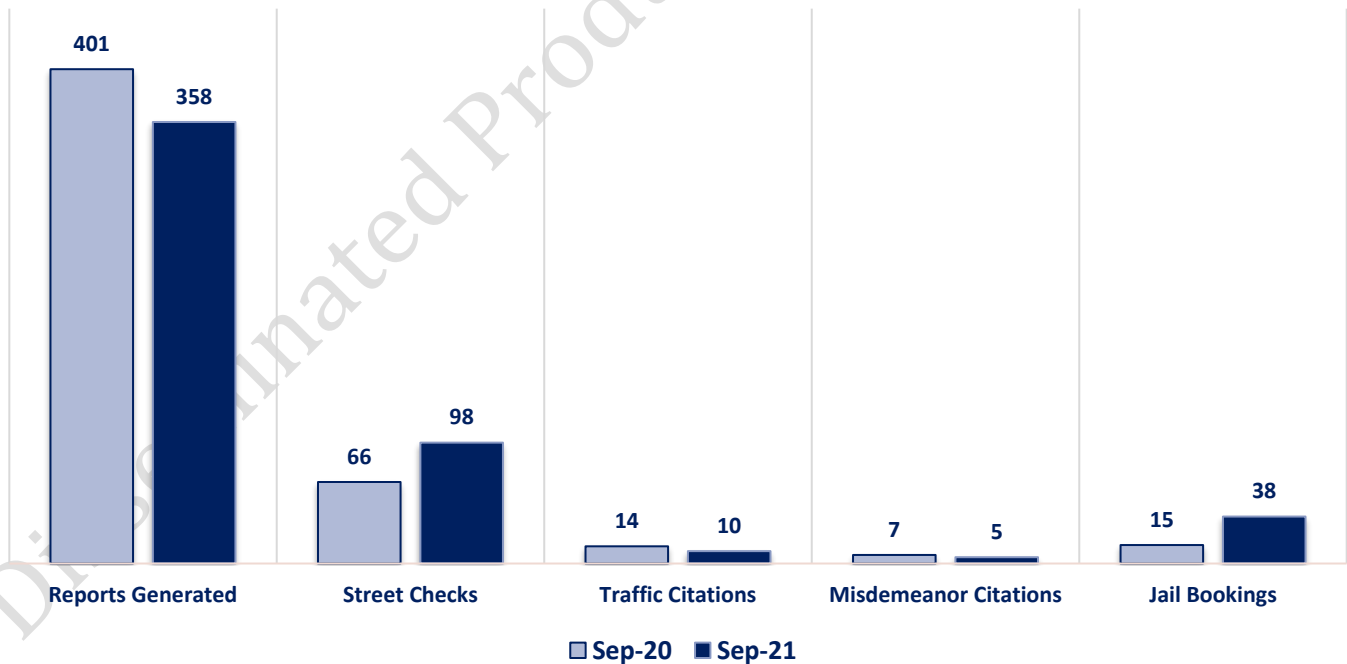
Part II Offenses



Non-UCR Offenses

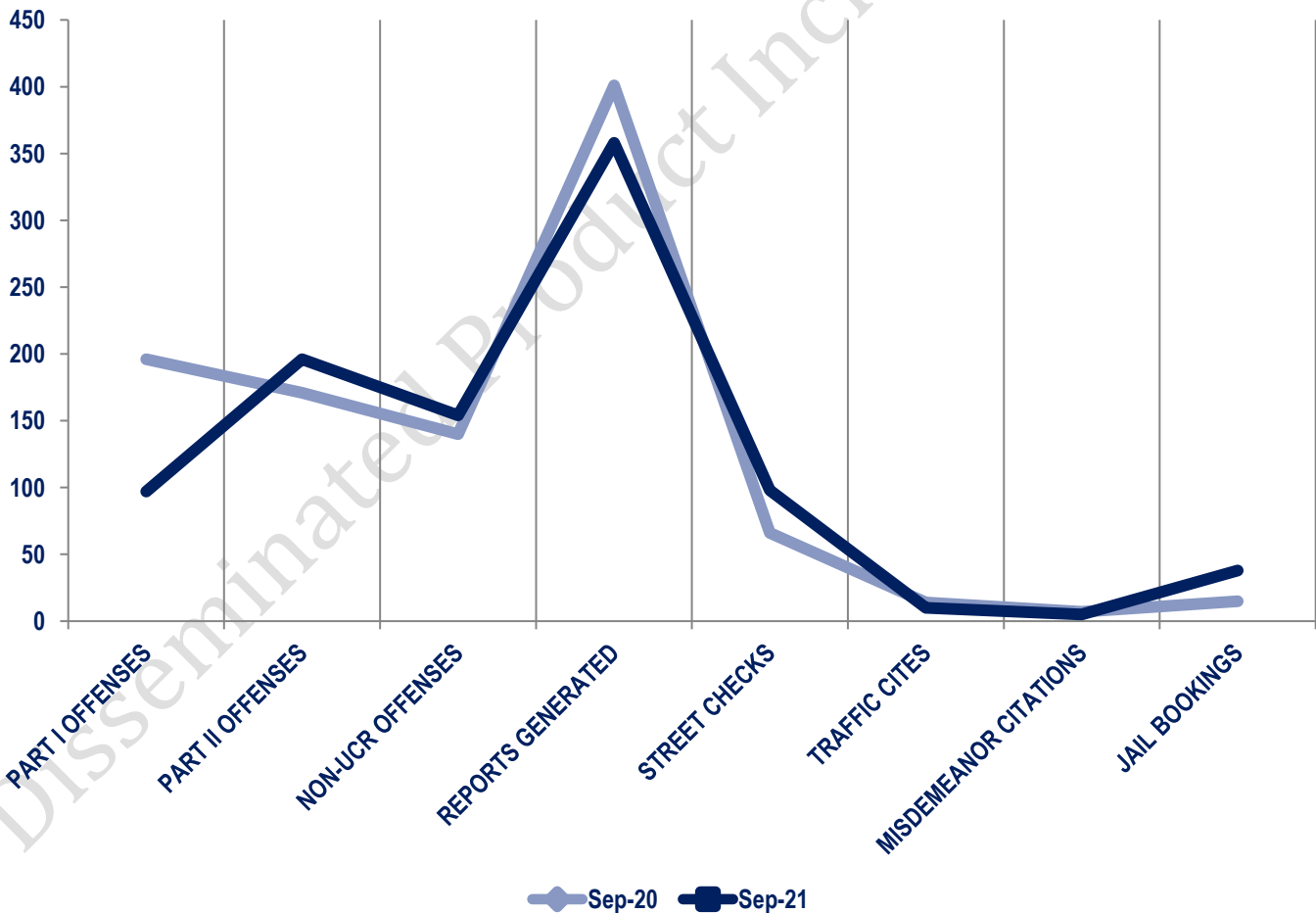


Other Event Totals



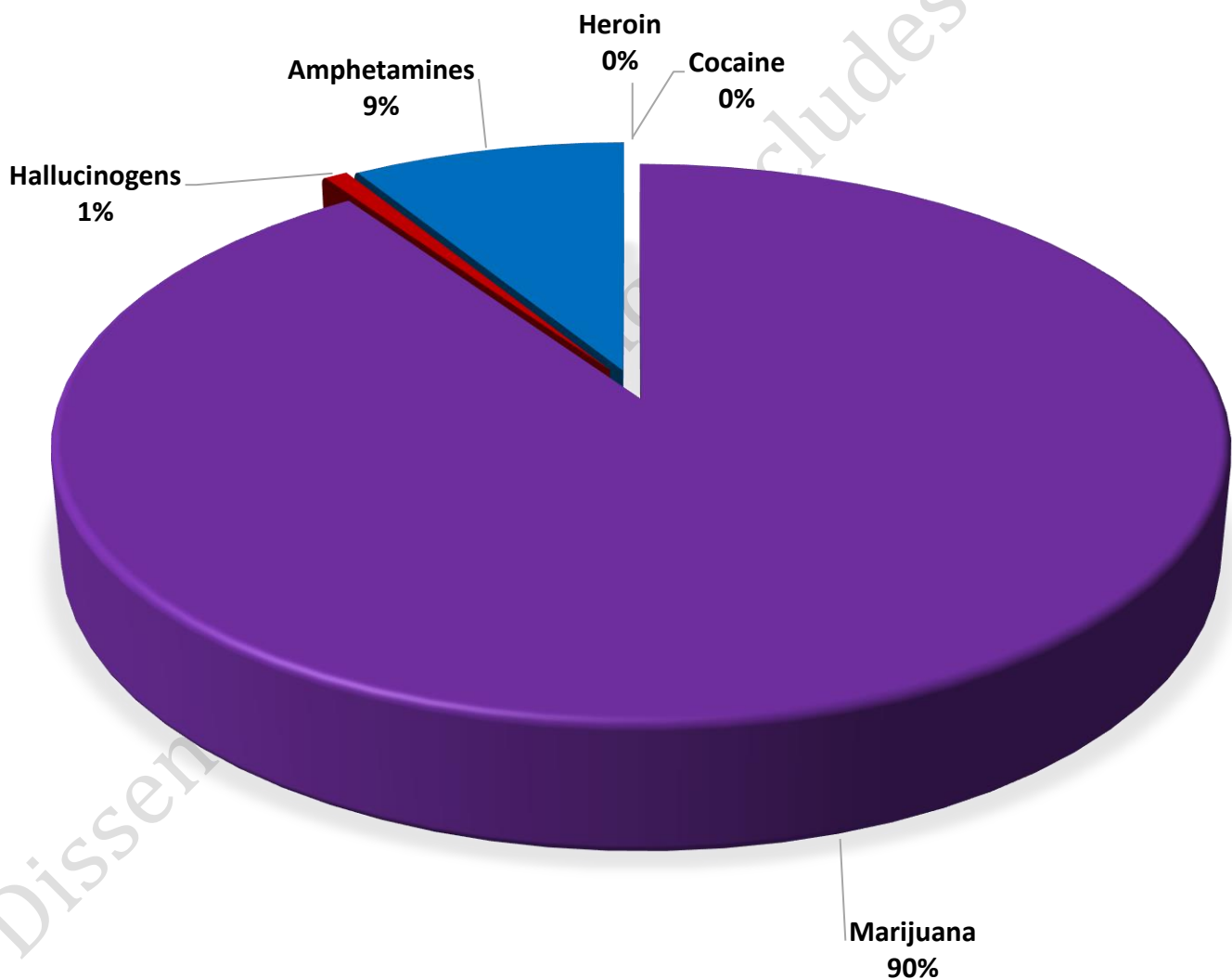
Combined Offense/Event Trends

	SEPT 2020	SEPT 2021
Part I Offenses	196	97
Part II Offenses	171	196
NonUCR Offenses	140	154
Reports Generated	401	358
Street Checks	66	98
Traffic Citations	14	10
Misdemeanor Citations	7	5
Jail Bookings	15	38

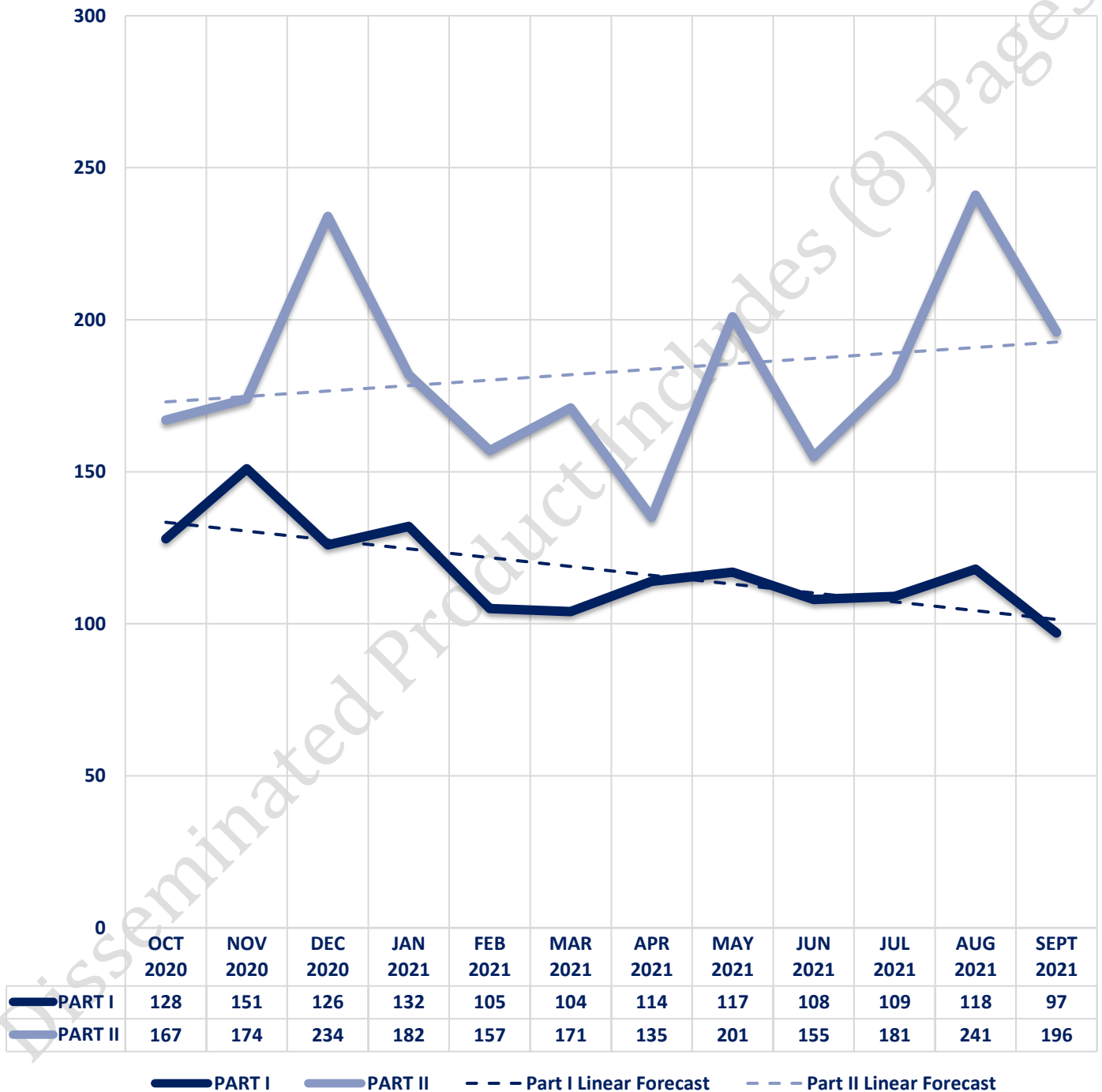


Seized Drugs

TYPE	DOSES	STREET VALUE
Cocaine	0.0	\$ -
Heroin	0.0	\$ -
Marijuana	1053.5	\$ 6,321.04
Hallucinogens	8.8	\$ 17.64
Amphetamines	103.0	\$ 1,030.00
TOTAL	1165.3	\$ 7,368.67



Part I & II Offenses - One Year





CITY COUNCIL DISTRICT #3

MONTHLY OFFENSE SUMMARY

October 2021

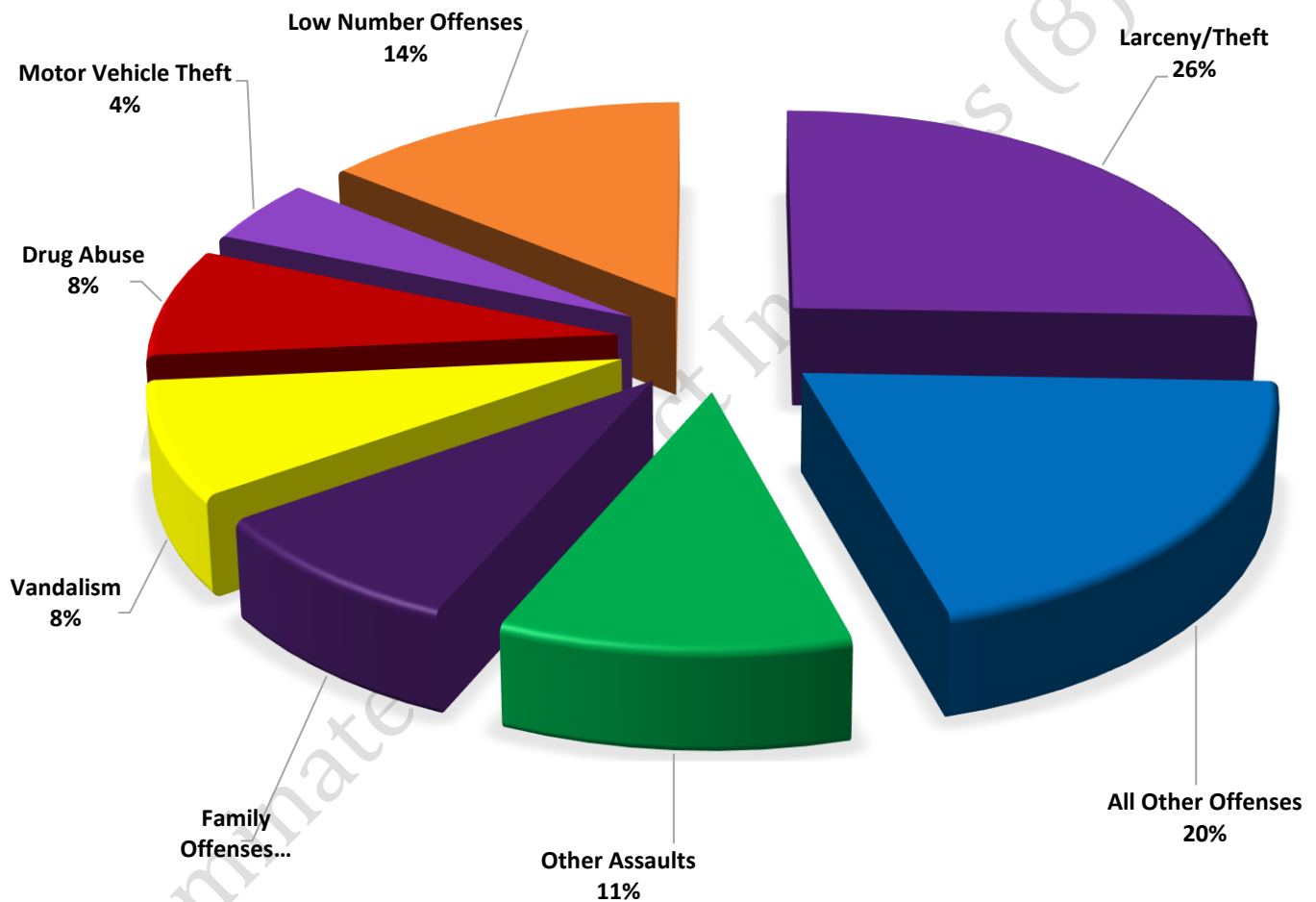
These figures represent preliminary counts of original Police Incident Reports and include all offenses within the above listed City Council District only. Full statistical analysis to determine the confidence level of this data has not been performed. The results contained herein are approximate in relation to the listed area and may not fully coincide with data shown in other areas of SLCPD's Crime Statistics page such as Calls for Service, Crimes Trending, and Crime Reports due to and reflective of departmental procedures that were in place at the time the event occurred and the date this data was compiled. Results displayed are not distinguished as attempted or completed crimes, do not include other calls for police service, and only represent police service where a report was made. Police Incident Reports are classified by primary offense categories as defined by the Uniform Crime Reporting (UCR) system, however for this report all offenses are included, and each incident may have more than one offense listed on it. In cases where there is more than one offense listed, all offenses are counted individually. Although every reasonable verification effort is made, the accuracy of any data is subject to the constraints of the report generation process as well as the manner, format, and point in time of any query.

PART I OFFENSES:	Chosen by the FBI as Part I Offenses because they are serious crimes that occur with regularity in all areas of the country and are likely to be reported to Police.
PART II OFFENSES:	All other crimes other than the eight Part I Offenses. The Uniform Crime Reporting Program gathers only arrest data for Part II Offenses, however, SLCPD results displayed in this document display all Part II Offenses, regardless of the presence of arrest data.
ALL OTHER OFFENSES:	Under the Part II Offense section, 'All Other Offenses' include Peeping Tom, Trespass, Kidnap/Abduction, Pornography, Extortion/Blackmail, Bribery, Warrants, Sexual Offenses, Obstruction, Public Peace, and Hit & Run.
NON-UCR OFFENSES:	Non-UCR Offenses include reports for all other offenses not classified as a Part I or Part II Offense. Results displayed separate some of these offenses such as Ambulance Calls, Deaths, Missing Persons, Suicides, Suspicious Activity, and Traffic Accidents.
ALL OTHER NON-UCR:	Under the Non-UCR category, 'All Other' include the remainder of offenses not classified as Part I or Part II and not separated from the Non-UCR Offenses. These include things such as Loud Parties, Barking Dogs, Mentally Ill Subjects, Citizen Assistance, etc.
LOW NUMBER OFFENSES:	On page two, in the interest of space and allowing for easier viewing, the category titled 'Low Number Offenses' include Part I and Part II Offenses from page one that have totals under the amount of 9.

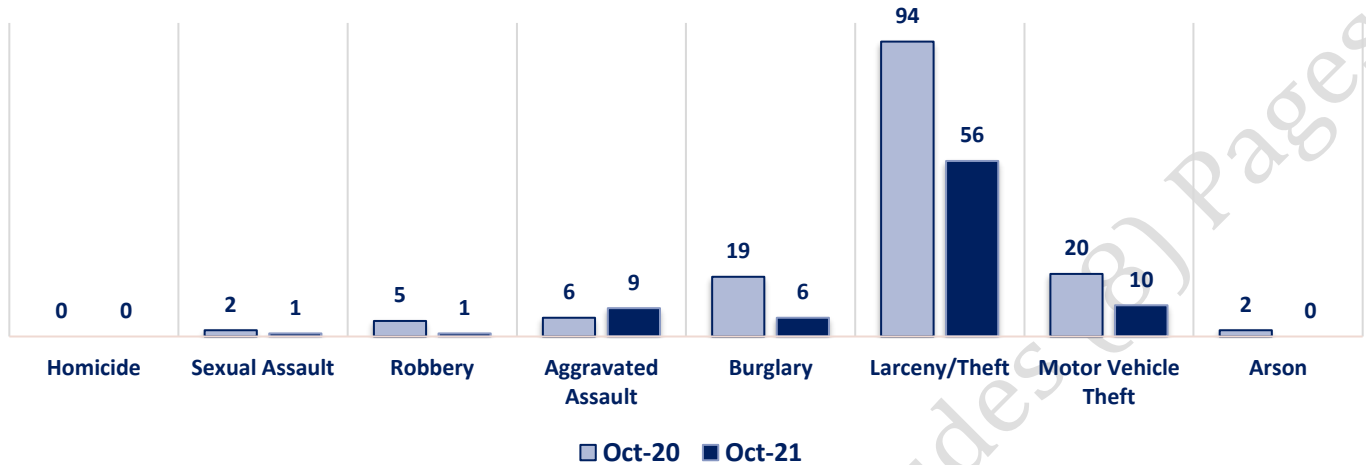
Offenses

PART I OFFENSES		OFFENSE		OCT 20	OCT 21	PART II OFFENSES			
		OFFENSE		OCT 20	OCT 21				
		Homicide		0	0				
		Sexual Assault		2	1				
		Robbery		5	1				
		Aggravated Assault		6	9				
		Burglary		19	6				
		Larceny/Theft		94	56				
		Motor Vehicle Theft		20	10				
		Arson		2	0				
PART I TOTALS		148	83	Sex Offenses		3	0		
NON-UCR OFFENSES		Ambulance Calls		5	10	Drug Abuse		12	17
		Deaths		4	5	Gambling		0	0
		Missing Persons		3	4	Family Offenses		26	19
		Suicides		1	0	DUI		3	2
		Suspicious Activity		14	15	Liquor Laws		0	0
		Traffic Accidents		21	26	Drunkenness		3	4
		All Other		90	87	Disorderly Conduct		4	4
		NON-UCR TOTALS		138	147	All Other Offenses		57	44
PART I OFFENSES		148	83	Curfew/Loitering		0	0		
PART II OFFENSES		175	136	Runaway		0	0		
NON-UCR OFFENSES		138	147	PART II TOTALS		175	136		
TOTAL		461	366						

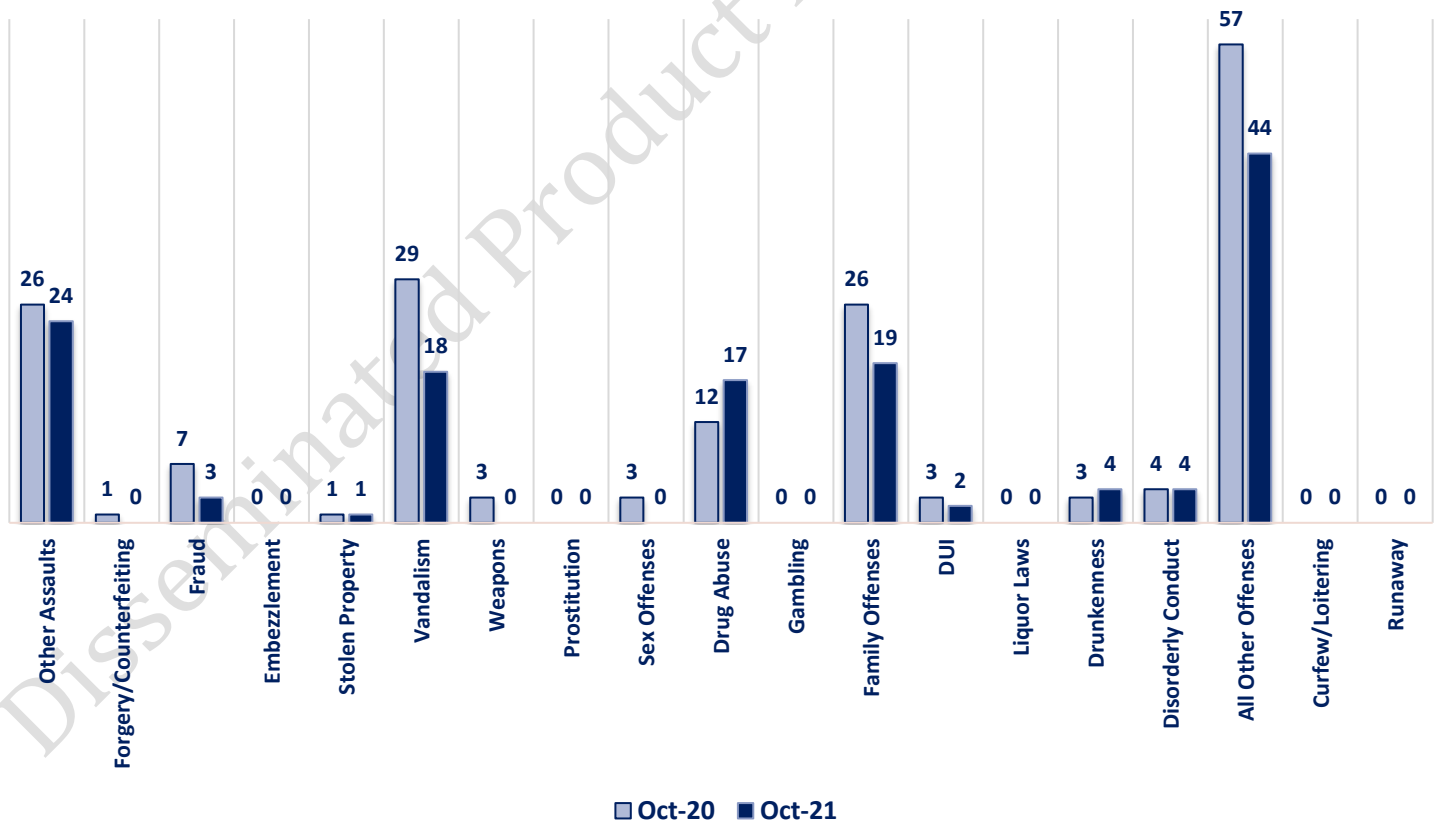
SEPTEMBER 2021 - PART I & II OFFENSE PERCENTAGES



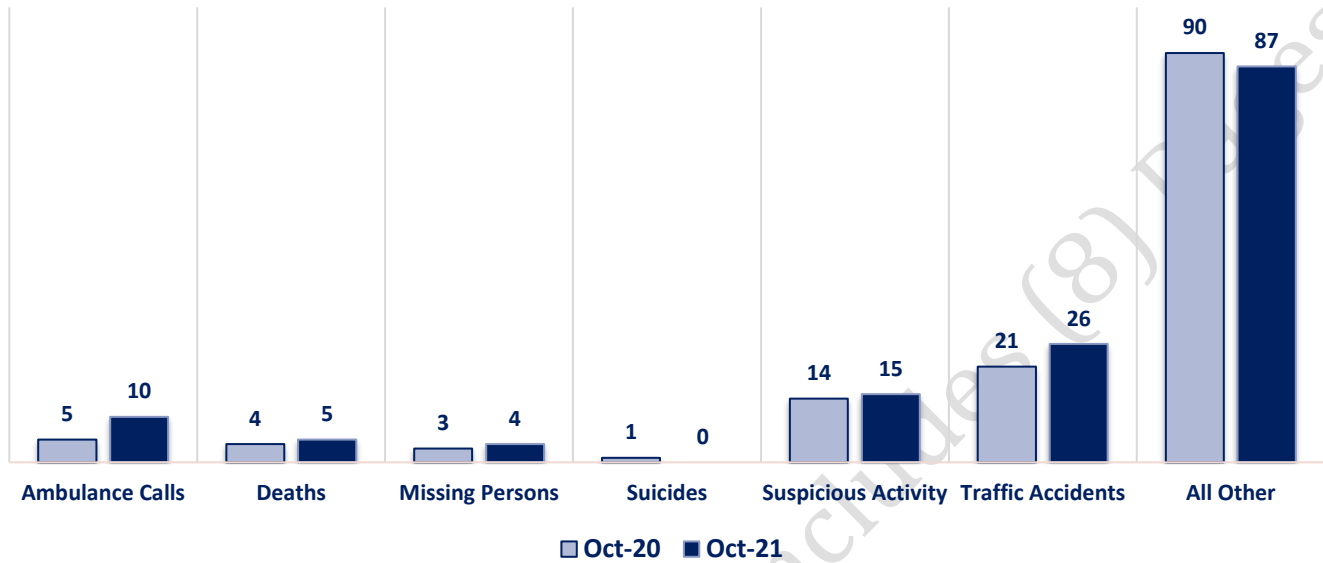
Part I Offenses



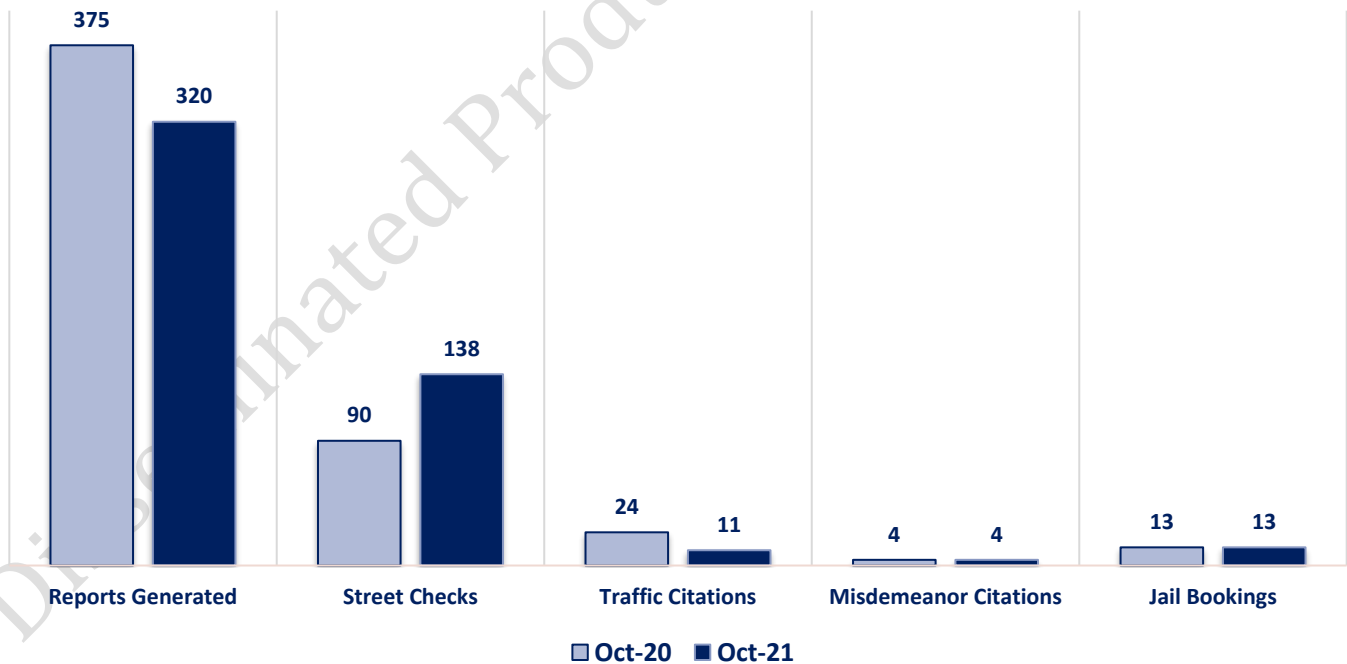
Part II Offenses



Non-UCR Offenses

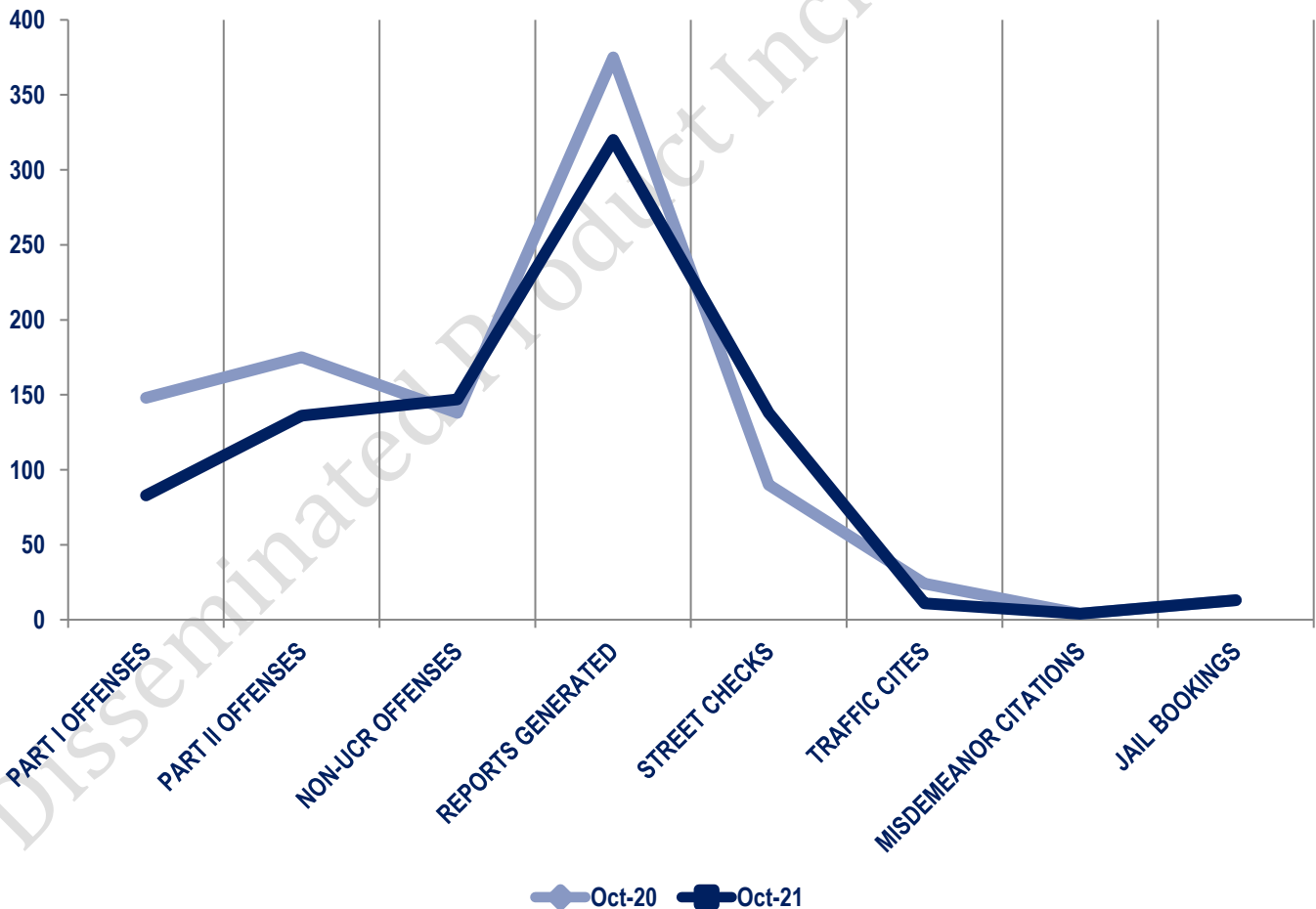


Other Event Totals



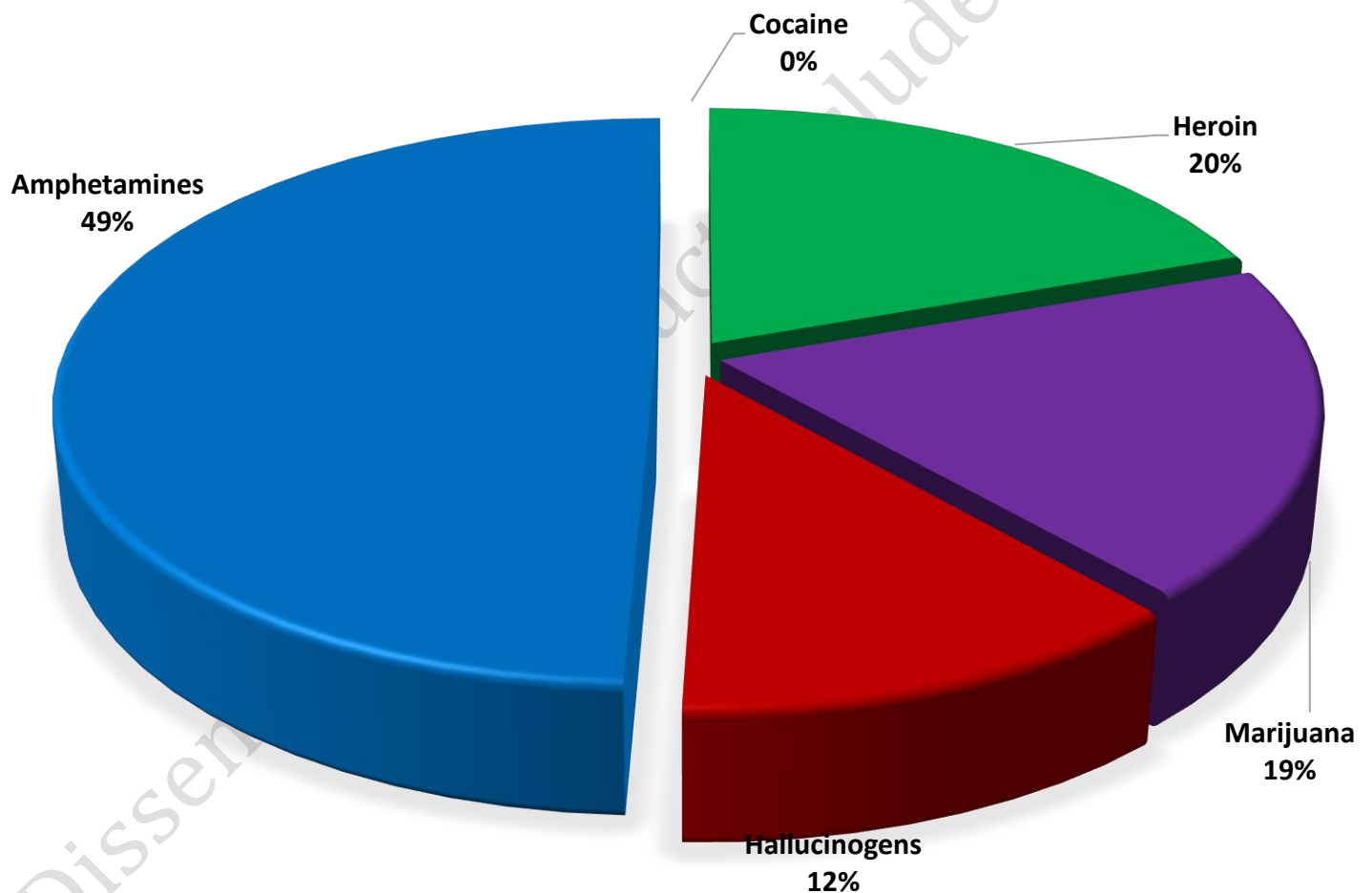
Combined Offense/Event Trends

	OCT 2020	OCT 2021
Part I Offenses	148	83
Part II Offenses	175	136
NonUCR Offenses	138	147
Reports Generated	375	320
Street Checks	90	138
Traffic Citations	24	11
Misdemeanor Citations	4	4
Jail Bookings	13	13

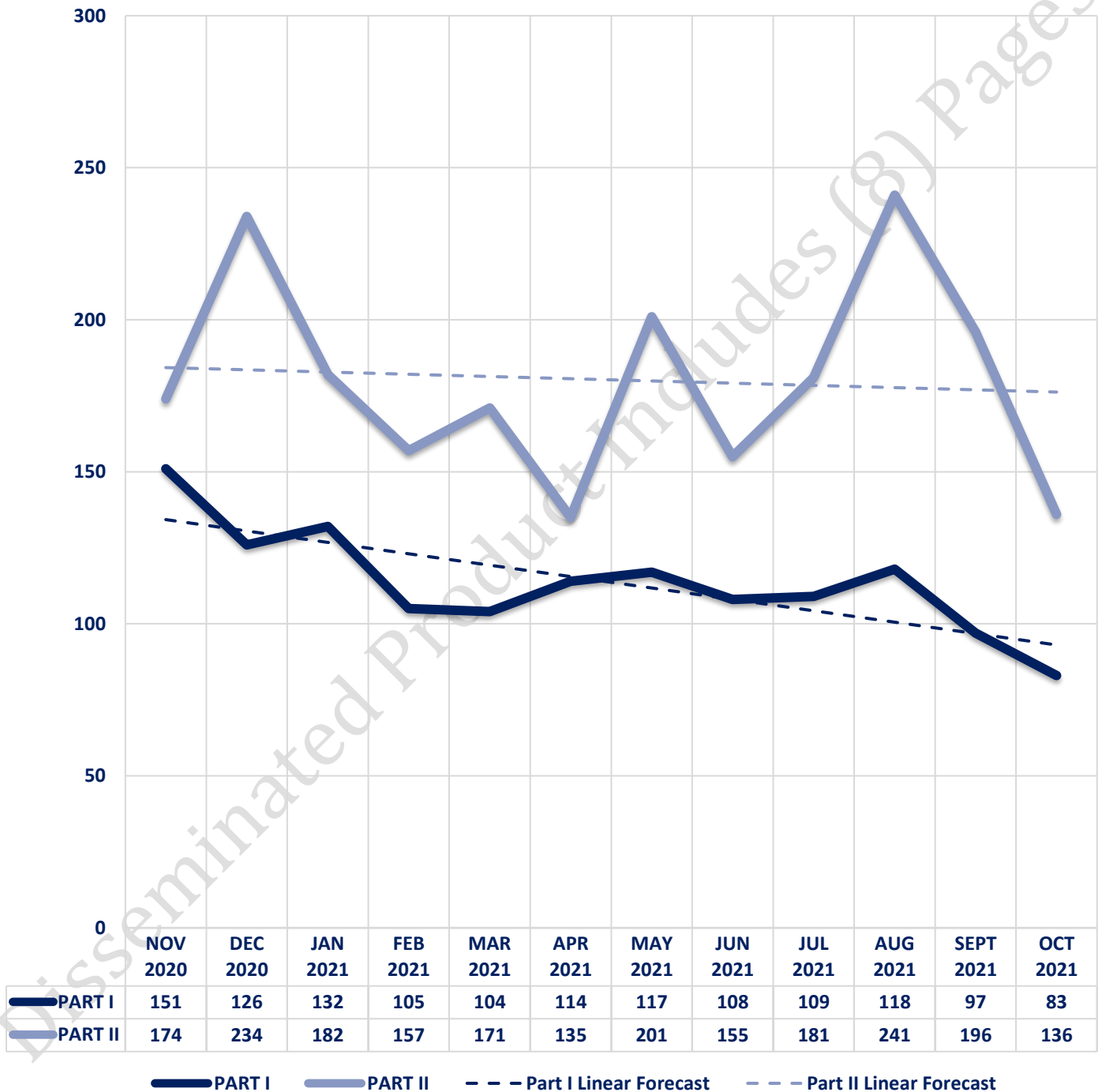


Seized Drugs

TYPE	DOSES	STREET VALUE
Cocaine	0.0	\$ -
Heroin	57.0	\$ 570.00
Marijuana	55.1	\$ 330.87
Hallucinogens	35.3	\$ 70.55
Amphetamines	144.0	\$ 1,440.00
TOTAL	291.4	\$ 2,411.42



Part I & II Offenses - One Year





CITY COUNCIL DISTRICT #3

MONTHLY OFFENSE SUMMARY

November 2021

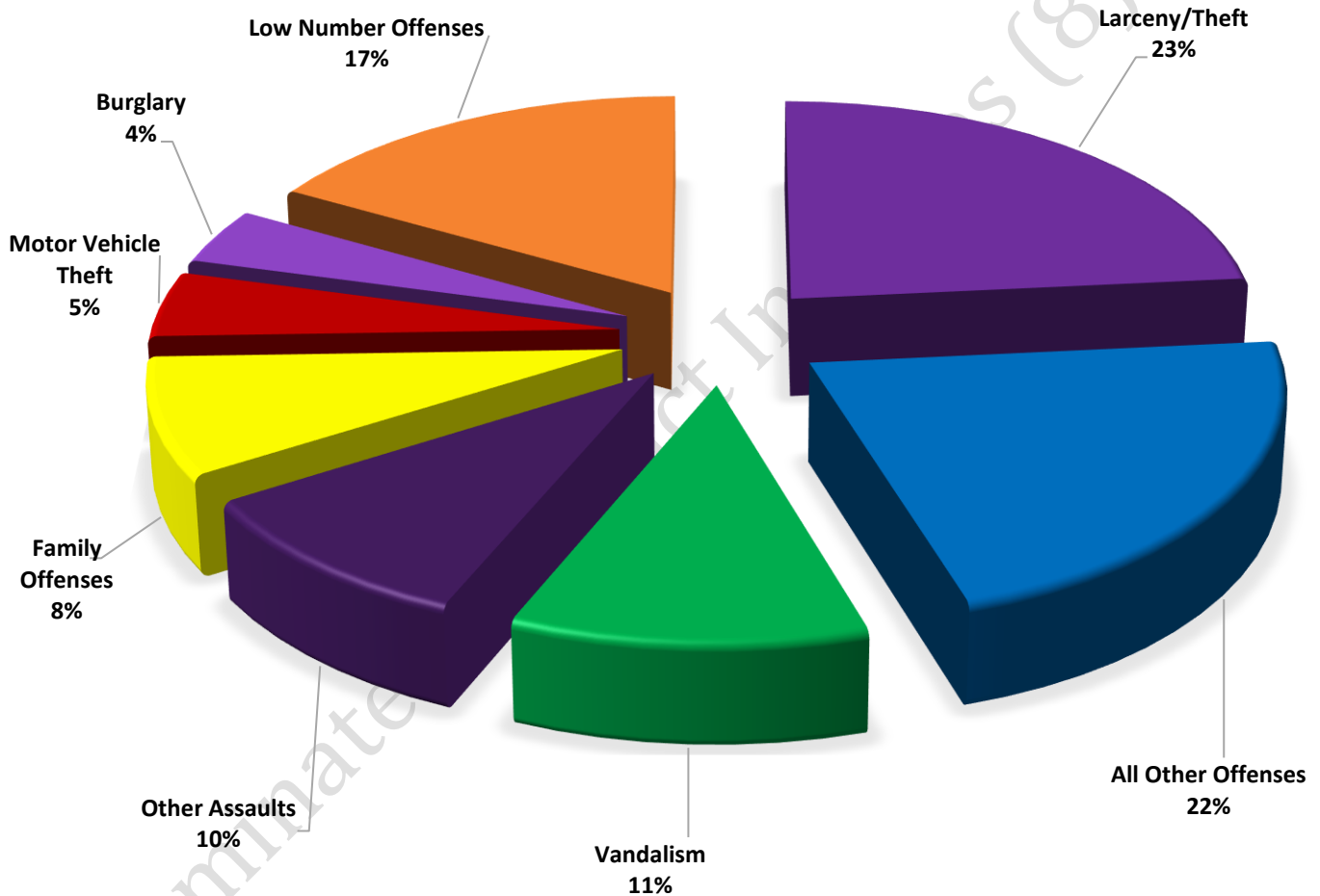
These figures represent preliminary counts of original Police Incident Reports and include all offenses within the above listed City Council District only. Full statistical analysis to determine the confidence level of this data has not been performed. The results contained herein are approximate in relation to the listed area and may not fully coincide with data shown in other areas of SLCPD's Crime Statistics page such as Calls for Service, Crimes Trending, and Crime Reports due to and reflective of departmental procedures that were in place at the time the event occurred and the date this data was compiled. Results displayed are not distinguished as attempted or completed crimes, do not include other calls for police service, and only represent police service where a report was made. Police Incident Reports are classified by primary offense categories as defined by the Uniform Crime Reporting (UCR) system, however for this report all offenses are included, and each incident may have more than one offense listed on it. In cases where there is more than one offense listed, all offenses are counted individually. Although every reasonable verification effort is made, the accuracy of any data is subject to the constraints of the report generation process as well as the manner, format, and point in time of any query.

PART I OFFENSES:	Chosen by the FBI as Part I Offenses because they are serious crimes that occur with regularity in all areas of the country and are likely to be reported to Police.
PART II OFFENSES:	All other crimes other than the eight Part I Offenses. The Uniform Crime Reporting Program gathers only arrest data for Part II Offenses, however, SLCPD results displayed in this document display all Part II Offenses, regardless of the presence of arrest data.
ALL OTHER OFFENSES:	Under the Part II Offense section, 'All Other Offenses' include Peeping Tom, Trespass, Kidnap/Abduction, Pornography, Extortion/Blackmail, Bribery, Warrants, Sexual Offenses, Obstruction, Public Peace, and Hit & Run.
NON-UCR OFFENSES:	Non-UCR Offenses include reports for all other offenses not classified as a Part I or Part II Offense. Results displayed separate some of these offenses such as Ambulance Calls, Deaths, Missing Persons, Suicides, Suspicious Activity, and Traffic Accidents.
ALL OTHER NON-UCR:	Under the Non-UCR category, 'All Other' include the remainder of offenses not classified as Part I or Part II and not separated from the Non-UCR Offenses. These include things such as Loud Parties, Barking Dogs, Mentally Ill Subjects, Citizen Assistance, etc.
LOW NUMBER OFFENSES:	On page two, in the interest of space and allowing for easier viewing, the category titled 'Low Number Offenses' include Part I and Part II Offenses from page one that have totals under the amount of 11.

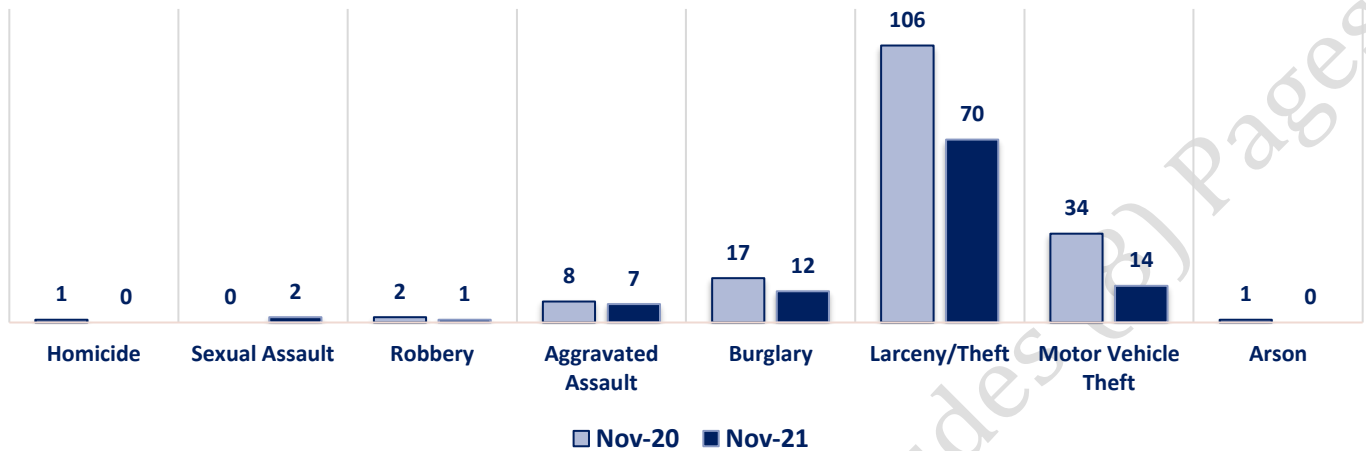
Offenses

PART I OFFENSES		OFFENSE		NOV 20	NOV 21	PART II OFFENSES					
		OFFENSE		NOV 20	NOV 21						
		Homicide		1	0			Other Assaults		43	29
		Sexual Assault		0	2			Forgery/Counterfeit		2	2
		Robbery		2	1			Fraud		14	11
		Aggravated Assault		8	7			Embezzlement		0	0
		Burglary		17	12			Stolen Property		3	5
		Larceny/Theft		106	70			Vandalism		24	33
		Motor Vehicle Theft		34	14			Weapons		4	6
		Arson		1	0			Prostitution		1	0
PART I TOTALS		169	106	Sex Offenses		1	0				
NON-UCR OFFENSES		Ambulance Calls		12	7	Drug Abuse		6	8		
		Deaths		3	3	Gambling		0	0		
		Missing Persons		3	3	Family Offenses		33	25		
		Suicides		0	0	DUI		0	6		
		Suspicious Activity		13	11	Liquor Laws		1	0		
		Traffic Accidents		20	36	Drunkenness		4	2		
		All Other		91	97	Disorderly Conduct		9	0		
NON-UCR TOTALS		142	157	All Other Offenses		44	65				
PART I OFFENSES		169	106	Curfew/Loitering		0	0				
PART II OFFENSES		190	192	Runaway		1	0				
NON-UCR OFFENSES		142	157	PART II TOTALS		190	192				
TOTAL		501	455								

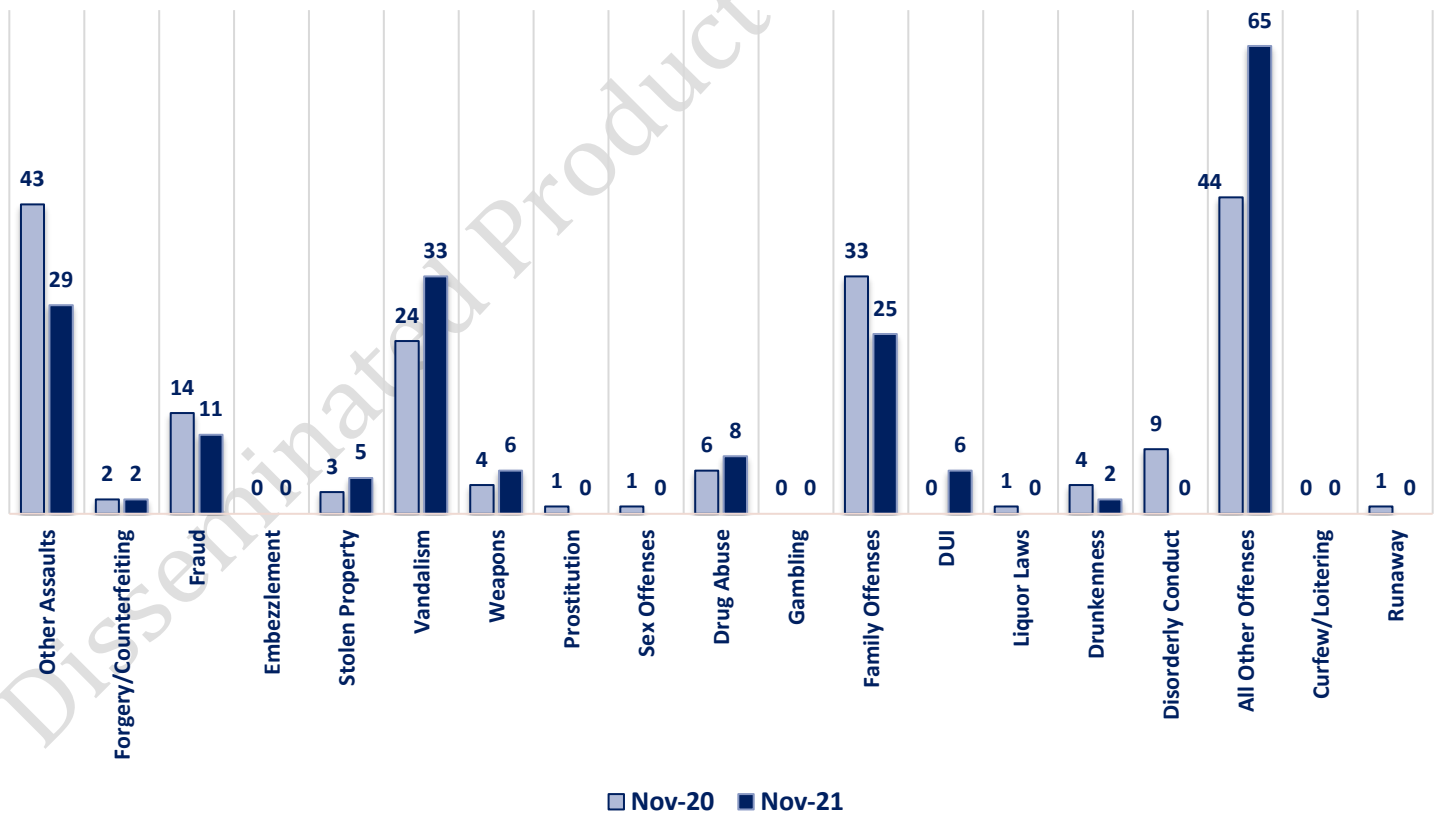
NOVEMBER 2021 - PART I & II OFFENSE PERCENTAGES



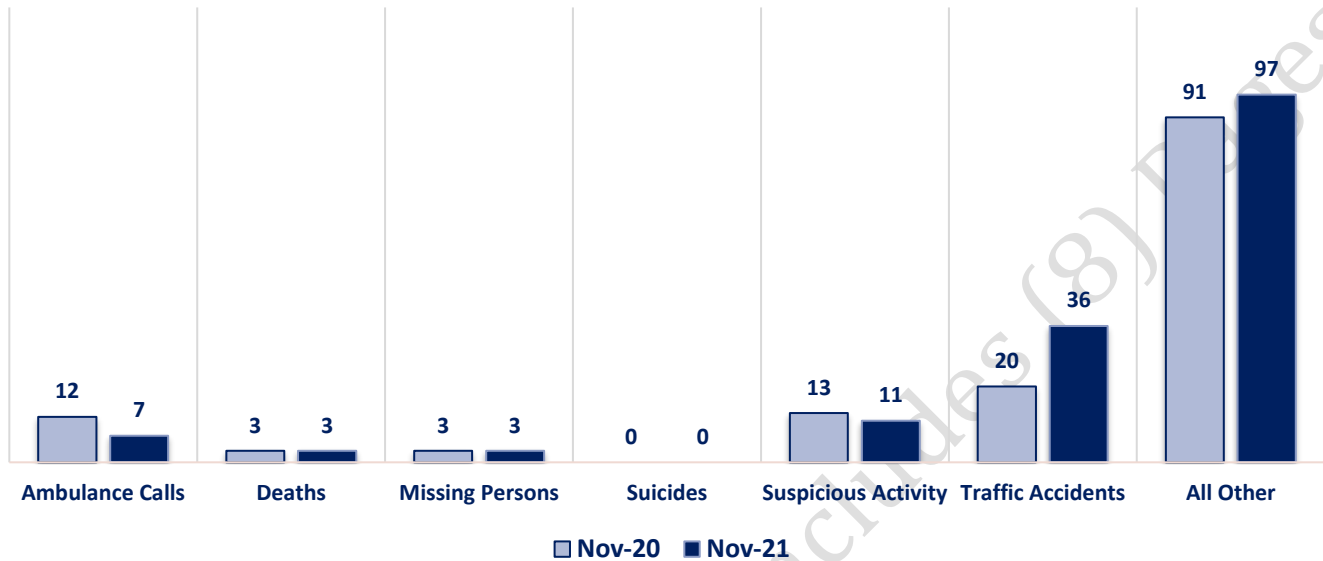
Part I Offenses



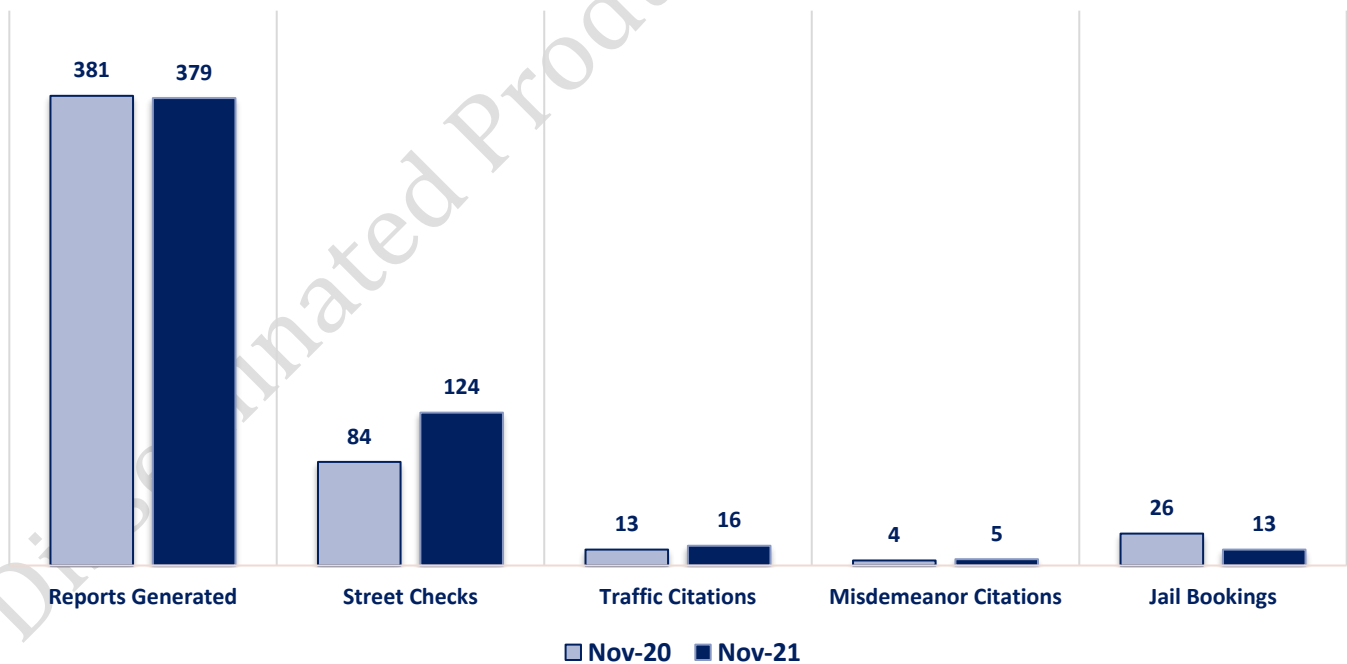
Part II Offenses



Non-UCR Offenses

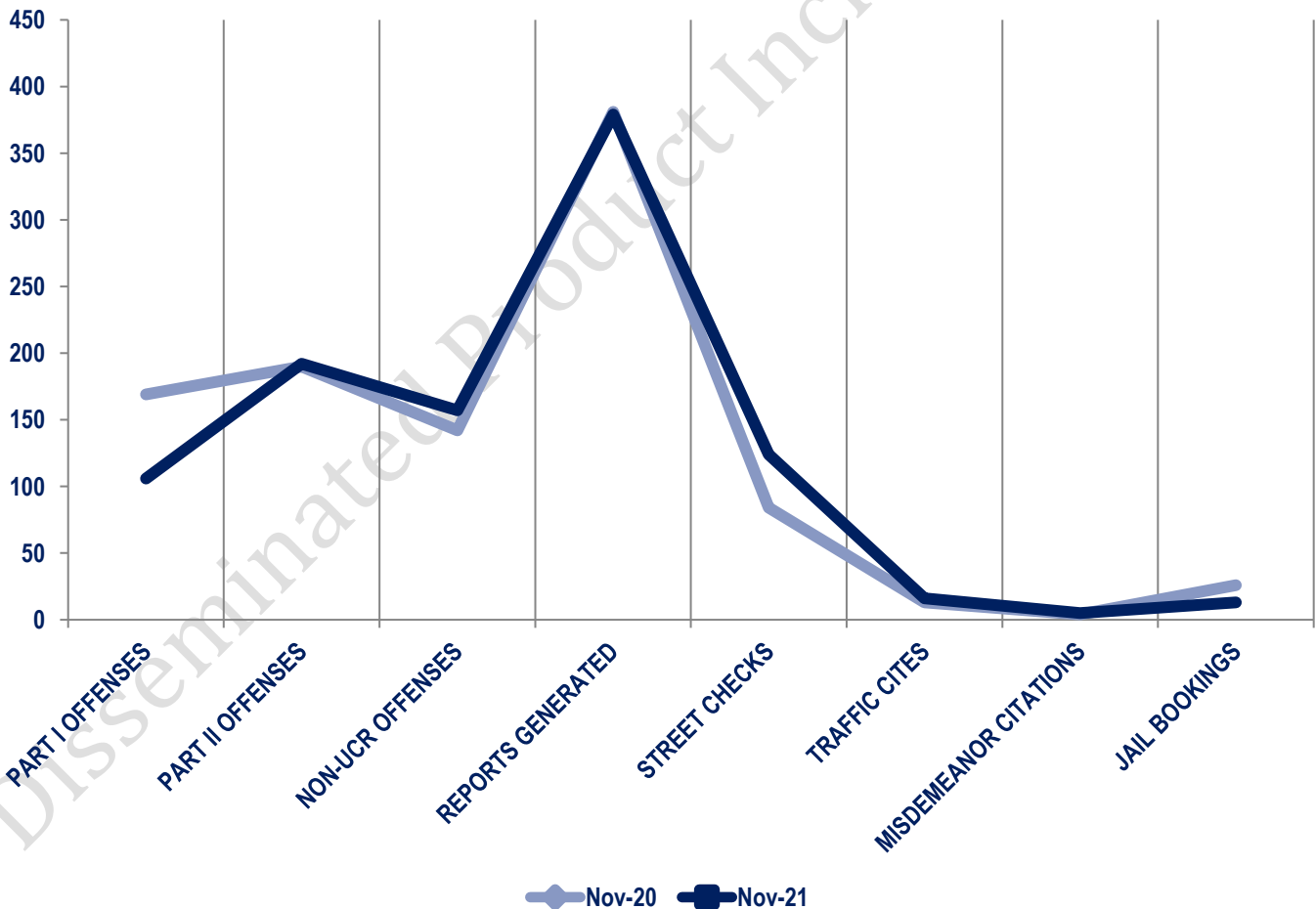


Other Event Totals



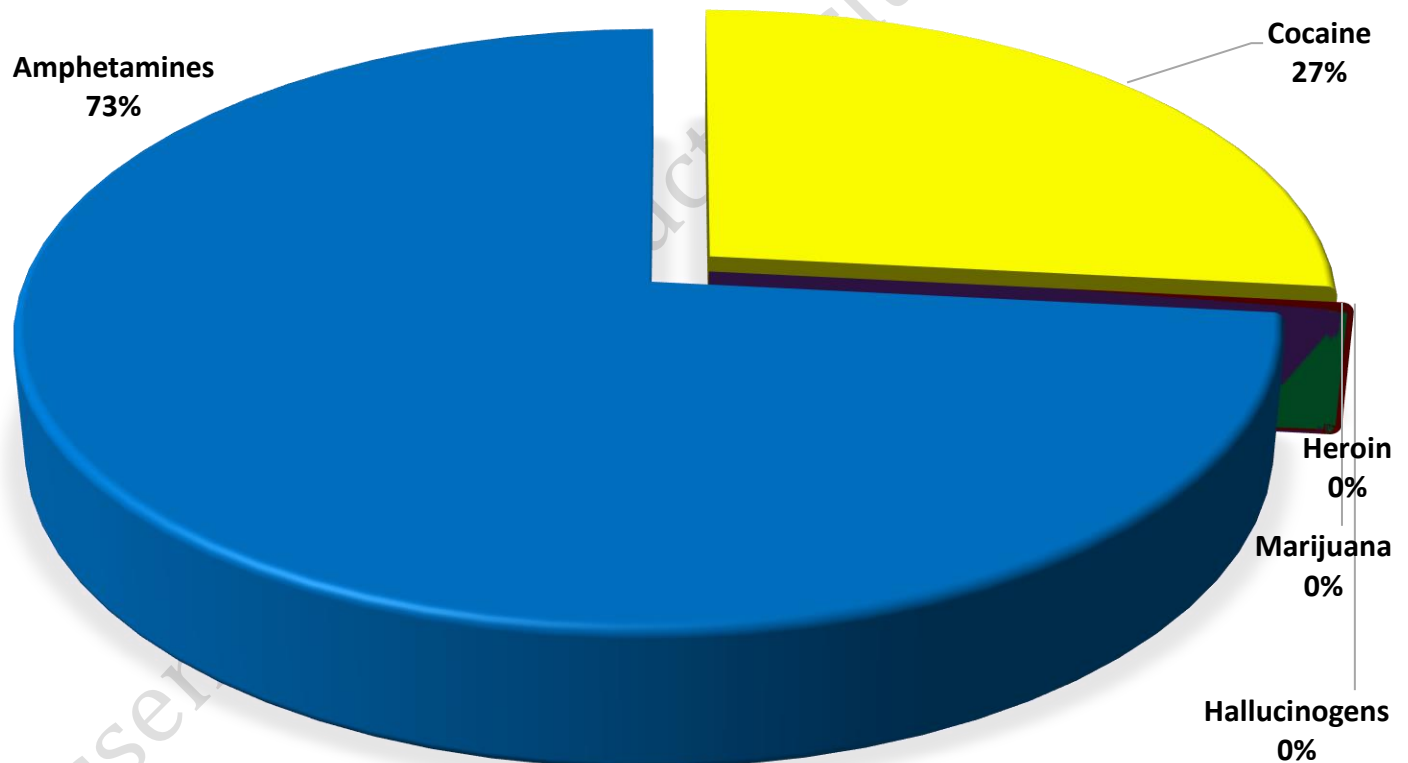
Combined Offense/Event Trends

	NOV 2020	NOV 2021
Part I Offenses	169	106
Part II Offenses	190	192
NonUCR Offenses	142	157
Reports Generated	381	379
Street Checks	84	124
Traffic Citations	13	16
Misdemeanor Citations	4	5
Jail Bookings	26	13

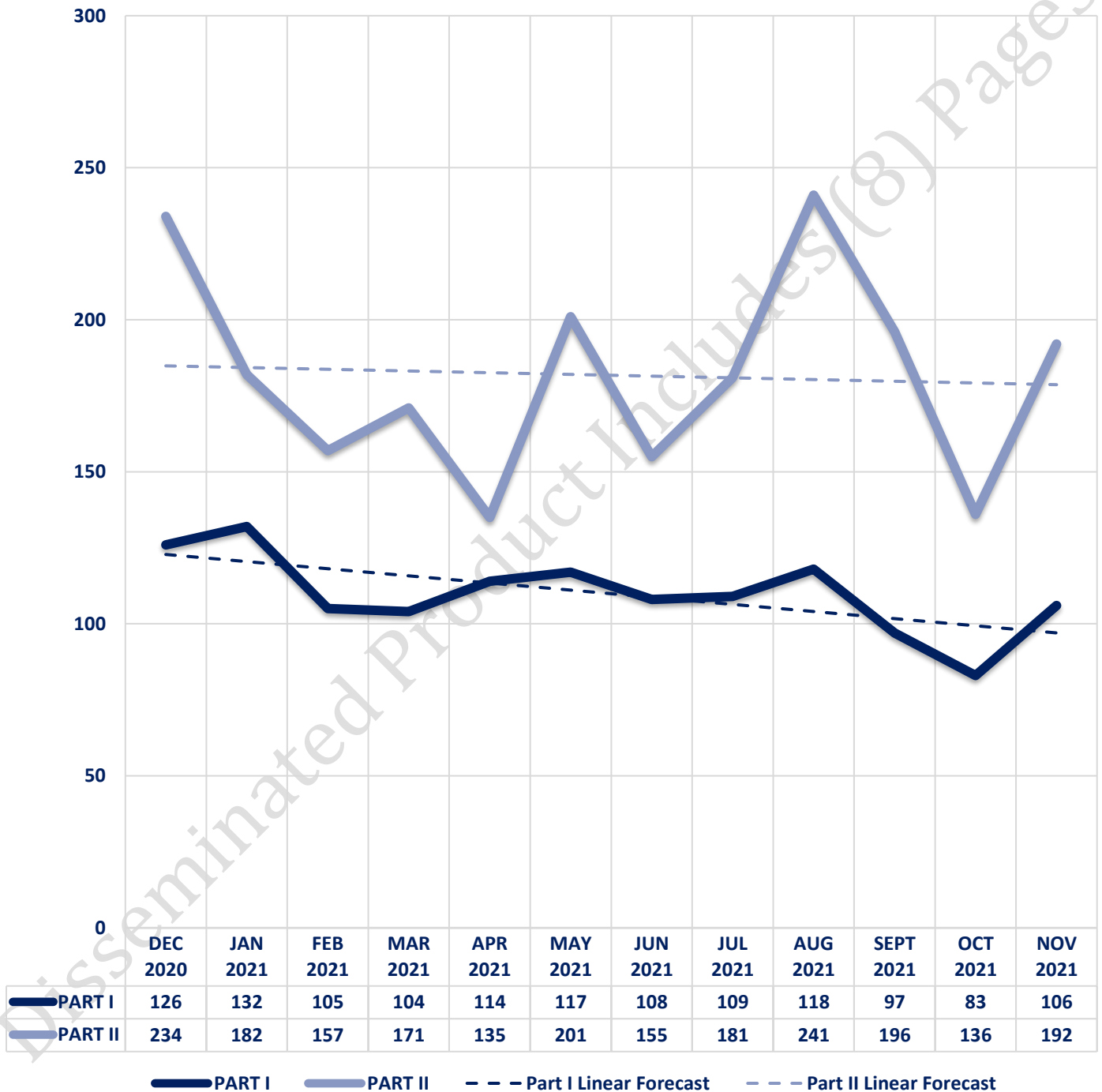


Seized Drugs

TYPE	DOSES	STREET VALUE
Cocaine	12.0	\$ 120.00
Heroin	0.0	\$ -
Marijuana	0.0	\$ -
Hallucinogens	0.0	\$ -
Amphetamines	33.0	\$ 330.00
TOTAL	45.0	\$ 450.00



Part I & II Offenses - One Year





CITY COUNCIL DISTRICT #3

MONTHLY OFFENSE SUMMARY

December 2021

These figures represent preliminary counts of original Police Incident Reports and include all offenses within the above listed City Council District only. Full statistical analysis to determine the confidence level of this data has not been performed. The results contained herein are approximate in relation to the listed area and may not fully coincide with data shown in other areas of SLCPD's Crime Statistics page such as Calls for Service, Crimes Trending, and Crime Reports due to and reflective of departmental procedures that were in place at the time the event occurred and the date this data was compiled. Results displayed are not distinguished as attempted or completed crimes, do not include other calls for police service, and only represent police service where a report was made. Police Incident Reports are classified by primary offense categories as defined by the Uniform Crime Reporting (UCR) system, however for this report all offenses are included, and each incident may have more than one offense listed on it. In cases where there is more than one offense listed, all offenses are counted individually. Although every reasonable verification effort is made, the accuracy of any data is subject to the constraints of the report generation process as well as the manner, format, and point in time of any query.

COMPSTAT OFFENSES: (Part I)

Chosen by the FBI as Part I Offenses because they are serious crimes that occur with regularity in all areas of the country and are likely to be reported to Police.

EXTENDED COMPSTAT OFFENSES: (Part II)

All other crimes other than the eight CompStat Offenses. The Uniform Crime Reporting Program gathers only arrest data for these offenses, however, SLCPD results displayed in this document display all of these, regardless of the presence of arrest data.

ALL OTHER OFFENSES:

Under the Extended CompStat Offense section, 'All Other Offenses' include Peeping Tom, Trespass, Kidnap/Abduction, Pornography, Extortion/Blackmail, Bribery, Warrants, Sexual Offenses, Obstruction, Public Peace, and Hit & Run.

NON-UCR OFFENSES:

Non-UCR Offenses include reports for all other offenses not classified as a CompStat or Extended CompStat Offense. Results displayed separate some of these offenses such as Ambulance Calls, Deaths, Missing Persons, Suicides, Suspicious Activity, and Traffic Accidents.

ALL OTHER NON-UCR:

Under the Non-UCR category, 'All Other' include the remainder of offenses not classified as CompStat or CompStat Extended and not separated from the Non-UCR Offenses. These include things such as Loud Parties, Barking Dogs, Mentally Ill Subjects, Citizen Assistance, etc.

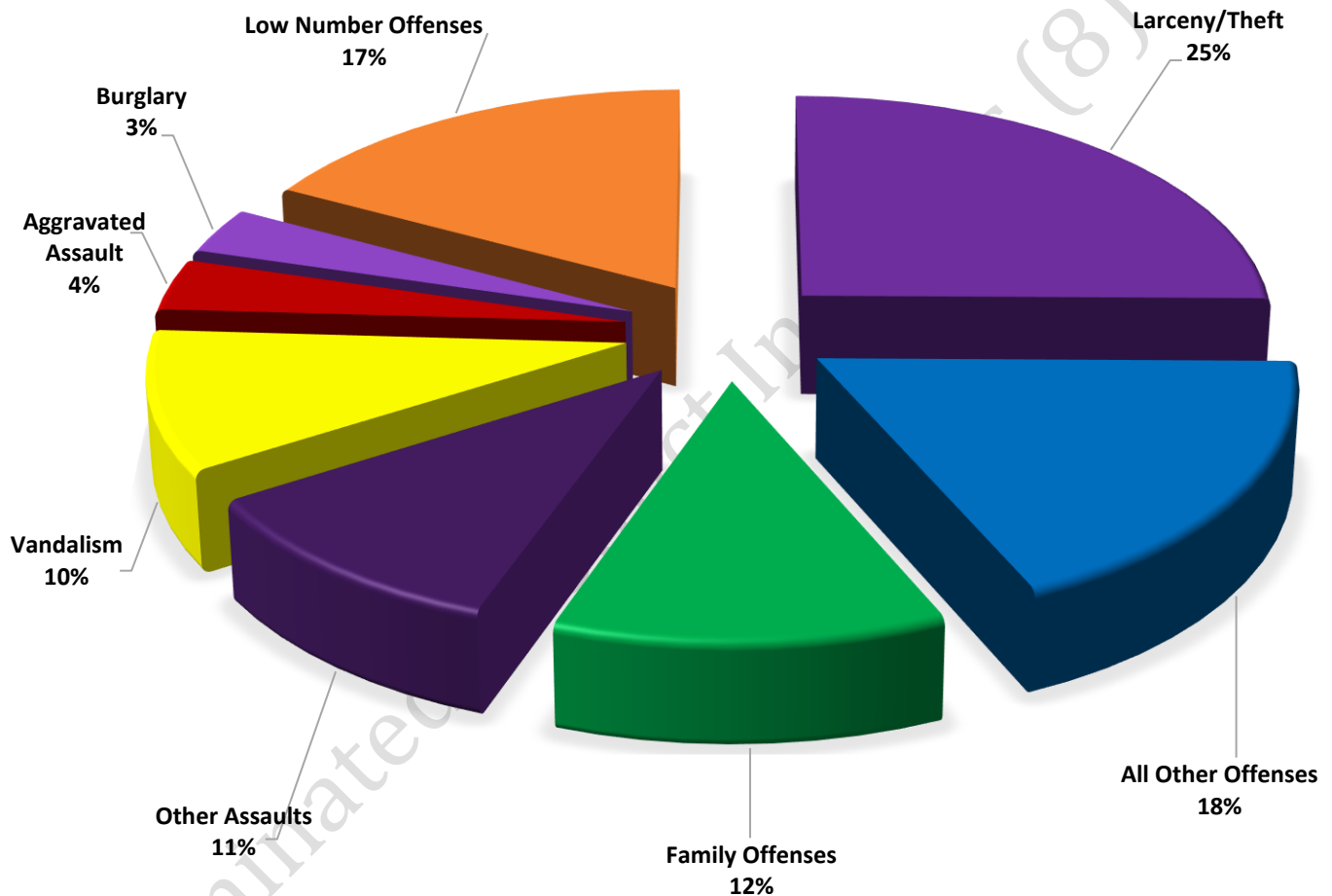
LOW NUMBER OFFENSES:

On page two, in the interest of space and allowing for easier viewing, the category titled 'Low Number Offenses' include CompStat and Extended CompStat Offenses from page one that have totals under the amount of 9.

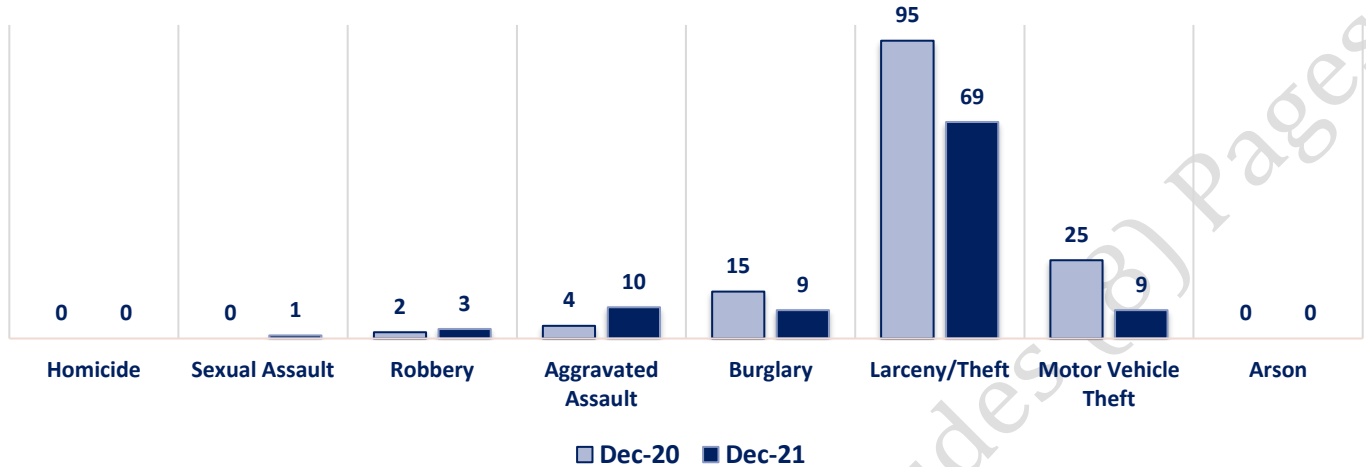
Offenses

COMPSTAT OFFENSES	VIOLENT	Offense	Dec-20	Dec-21	OFFENSE	DEC 20	DEC 21
		Homicide	0	0	Other Assaults	35	29
		Sexual Assault	0	1	Forgery/Counterfeiting	0	2
		Robbery	2	3	Fraud	14	6
		Aggravated Assault	4	10	Embezzlement	0	0
		Burglary	15	9	Stolen Property	8	2
		Larceny/Theft	95	69	Vandalism	38	27
		Motor Vehicle Theft	25	9	Weapons	1	3
		Arson	0	0	Prostitution	0	0
		COMPSTAT TOTALS	141	101	Sex Offenses	1	0
NON-UCR OFFENSES	PROPERTY	Ambulance Calls	8	14	Drug Abuse	30	9
		Deaths	5	2	Gambling	0	0
		Missing Persons	5	1	Family Offenses	29	33
		Suicides	1	0	DUI	7	6
		Suspicious Activity	15	9	Liquor Laws	3	0
		Traffic Accidents	32	41	Drunkenness	5	3
		All Other	94	94	Disorderly Conduct	7	3
		NON-UCR TOTALS	160	161	All Other Offenses	63	50
TOTALS	COMPSTAT OFFENSES	141	101	Curfew/Loitering	0	0	
	EXTENDED COMPSTAT OFFENSES	242	173	Runaway	1	0	
	NON-UCR OFFENSES	160	161	EXTENDED COMPSTAT TOTALS	242	173	
	TOTAL	543	435				

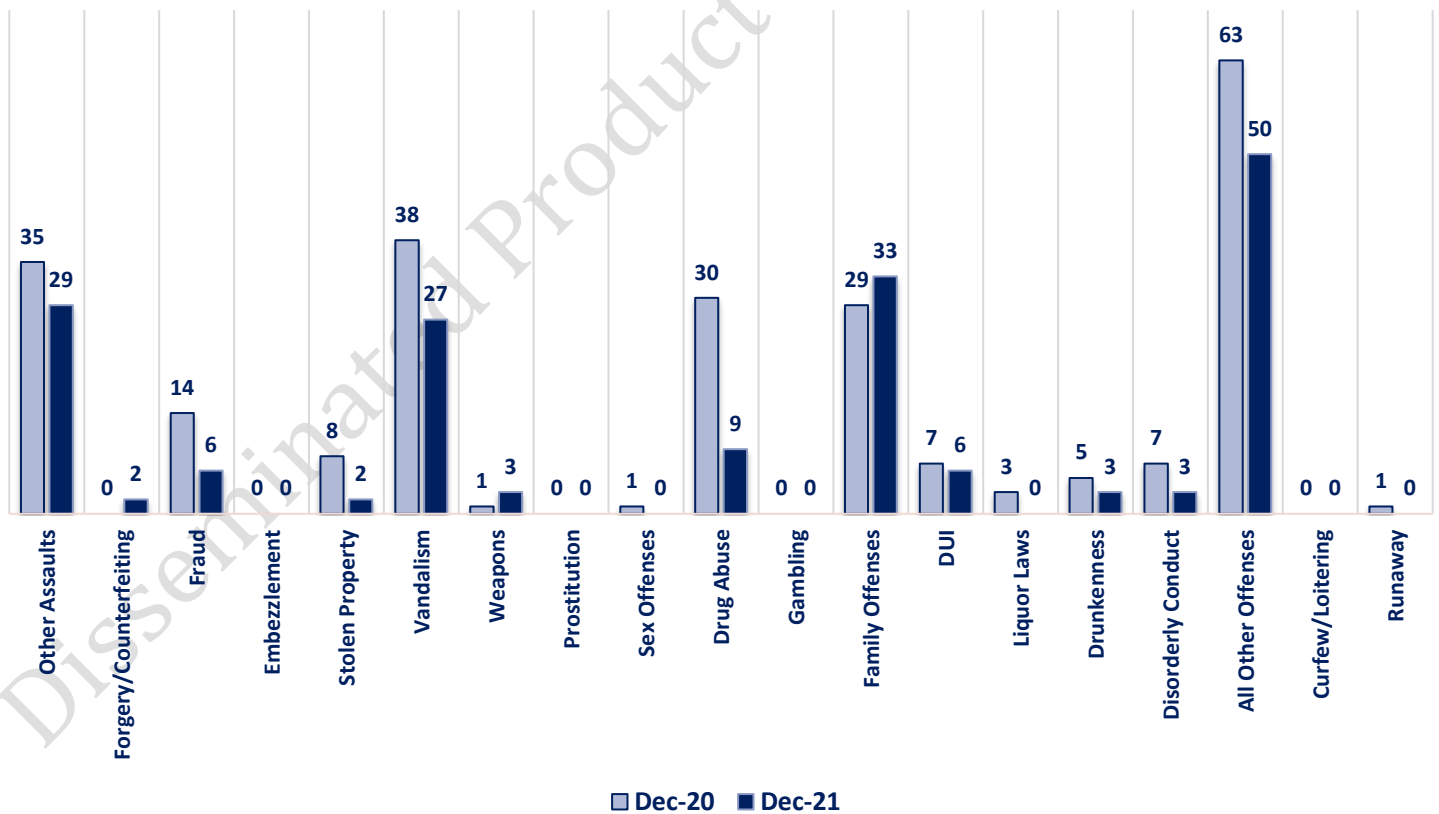
**DECEMBER 2021 - COMPSTAT AND EXTENDED COMPSTAT
OFFENSE PERCENTAGES**



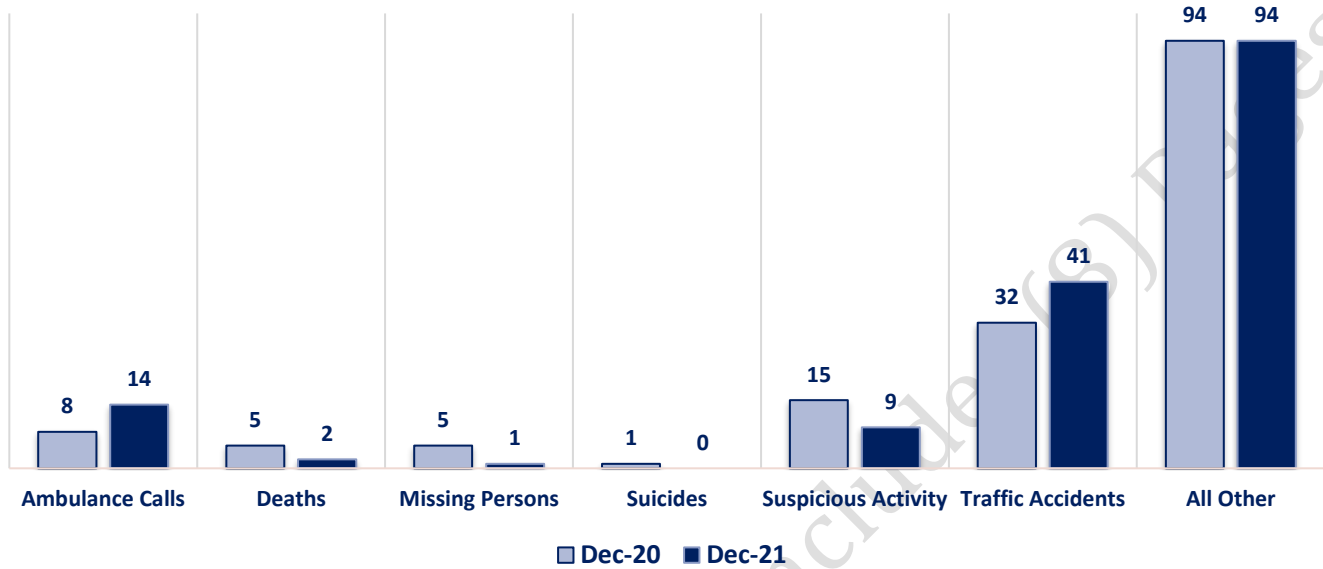
CompStat Offenses



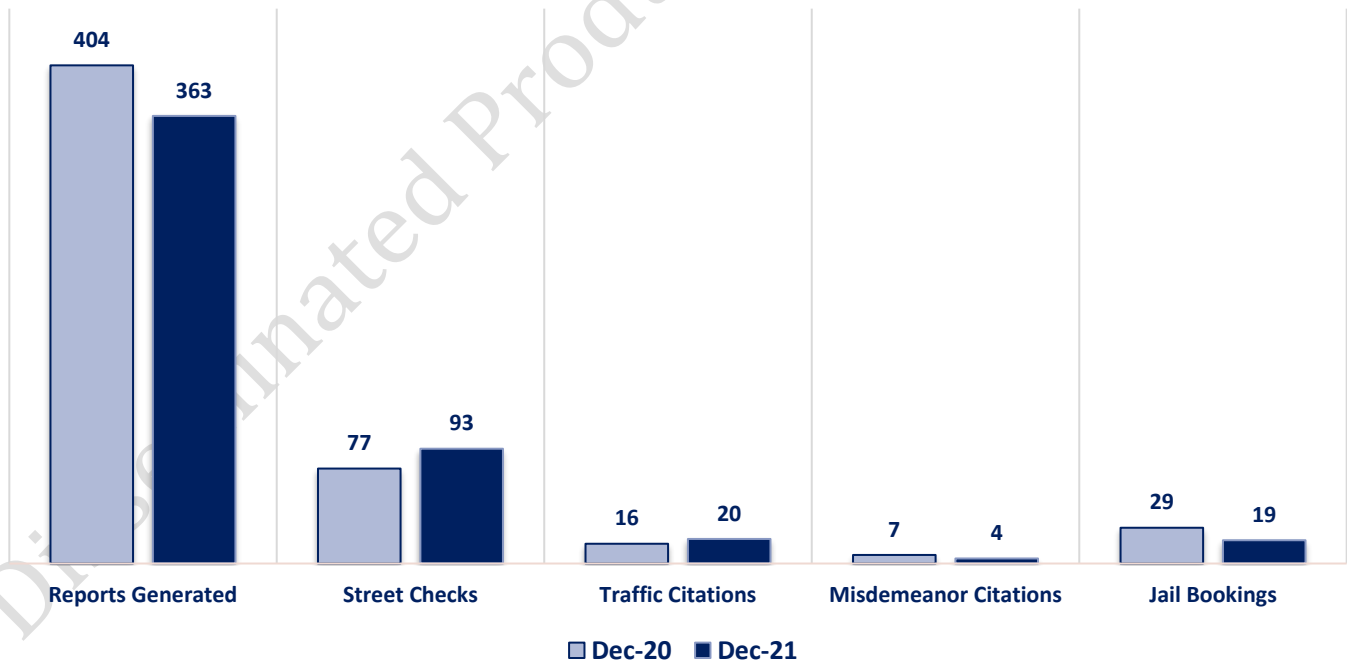
Extended CompStat Offenses



Non-UCR Offenses

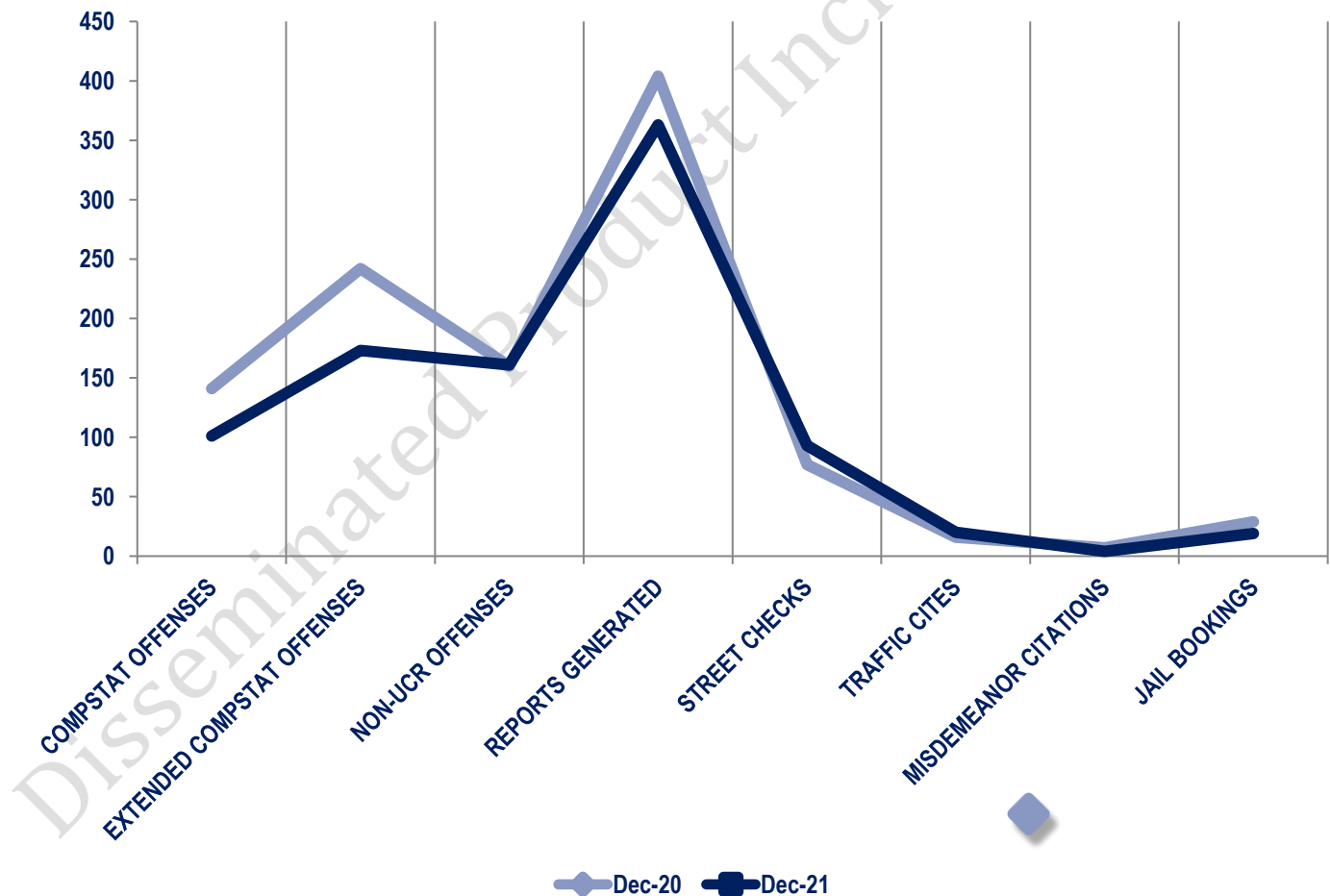


Other Event Totals



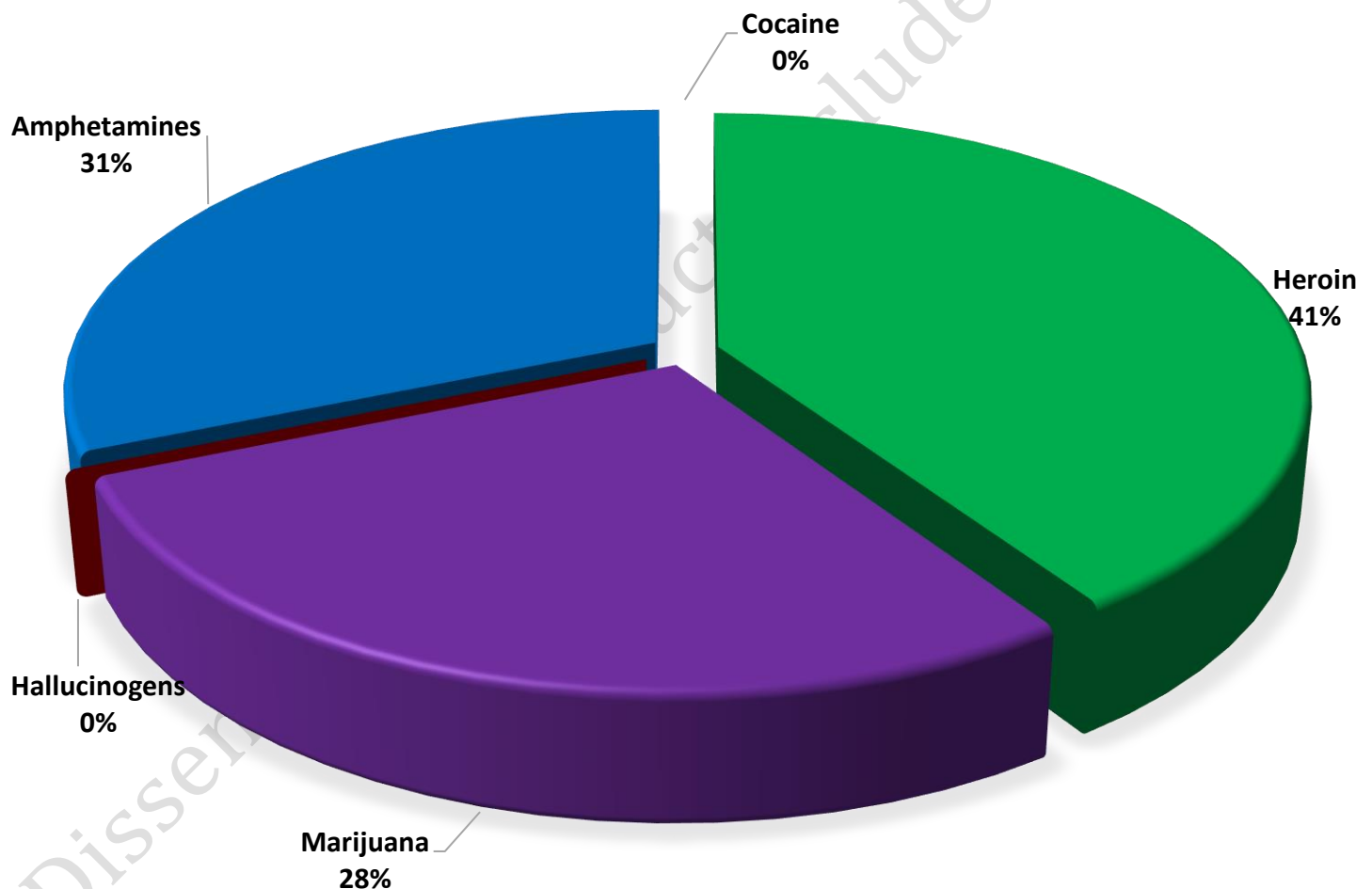
Combined Offense/Event Trends

	DEC 2020	DEC 2021
CompStat Offenses	141	101
Extended CompStat Offenses	242	173
Non-UCR Offenses	160	161
Reports Generated	404	363
Street Checks	77	93
Traffic Cites	16	20
Misdemeanor Citations	7	4
Jail Bookings	29	19



Seized Drugs

TYPE	DOSES	STREET VALUE
Cocaine	0.0	\$ -
Heroin	74.0	\$ 740.00
Marijuana	51.5	\$ 309.00
Hallucinogens	0.0	\$ -
Amphetamines	57.0	\$ 570.00
TOTAL	182.5	\$ 1,619.00



CompStat & Extended CompStat Offenses - One Year

