



CITY COUNCIL DISTRICT #4 MONTHLY OFFENSE SUMMARY

January 2021

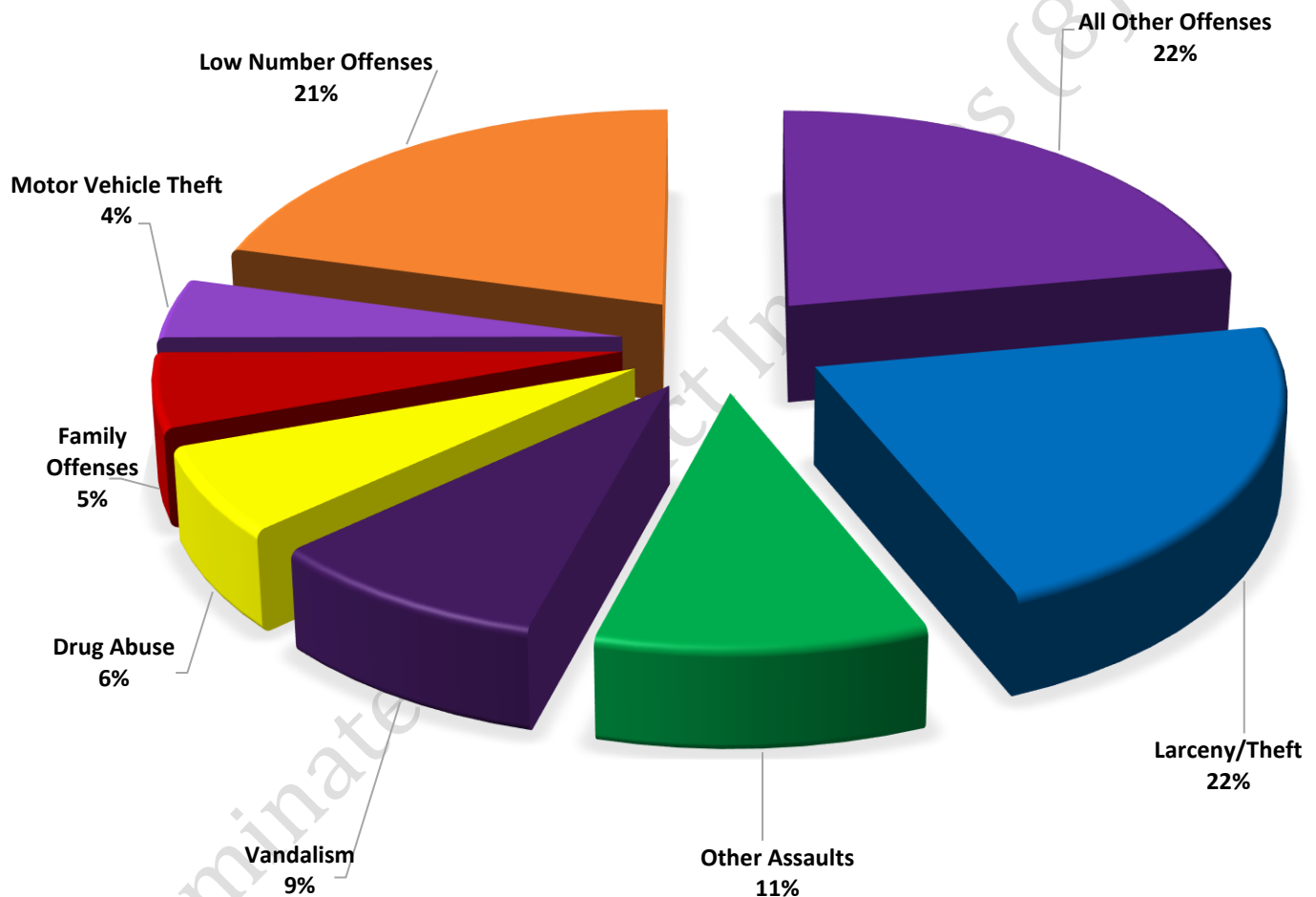
These figures represent preliminary counts of original Police Incident Reports and include all offenses within the above listed City Council District only. Full statistical analysis to determine the confidence level of this data has not been performed. The results contained herein are approximate in relation to the listed area and may not fully coincide with data shown in other areas of SLCPD's Crime Statistics page such as Calls for Service, Crimes Trending, and Crime Reports due to and reflective of departmental procedures that were in place at the time the event occurred and the date this data was compiled. Results displayed are not distinguished as attempted or completed crimes, do not include other calls for police service, and only represent police service where a report was made. Police Incident Reports are classified by primary offense categories as defined by the Uniform Crime Reporting (UCR) system, however for this report all offenses are included, and each incident may have more than one offense listed on it. In cases where there is more than one offense listed, all offenses are counted individually. Although every reasonable verification effort is made, the accuracy of any data is subject to the constraints of the report generation process as well as the manner, format, and point in time of any query.

PART I OFFENSES:	Chosen by the FBI as Part I Offenses because they are serious crimes that occur with regularity in all areas of the country and are likely to be reported to Police.
PART II OFFENSES:	All other crimes other than the eight Part I Offenses. The Uniform Crime Reporting Program gathers only arrest data for Part II Offenses, however, SLCPD results displayed in this document display all Part II Offenses, regardless of the presence of arrest data.
ALL OTHER OFFENSES:	Under the Part II Offense section, 'All Other Offenses' include Peeping Tom, Trespass, Kidnap/Abduction, Pornography, Extortion/Blackmail, Bribery, Warrants, Sexual Offenses, Obstruction, Public Peace, and Hit & Run.
NON-UCR OFFENSES:	Non-UCR Offenses include reports for all other offenses not classified as a Part I or Part II Offense. Results displayed separate some of these offenses such as Ambulance Calls, Deaths, Missing Persons, Suicides, Suspicious Activity, and Traffic Accidents.
ALL OTHER NON-UCR:	Under the Non-UCR category, 'All Other' include the remainder of offenses not classified as Part I or Part II and not separated from the Non-UCR Offenses. These include things such as Loud Parties, Barking Dogs, Mentally Ill Subjects, Citizen Assistance, etc.
LOW NUMBER OFFENSES:	On page two, in the interest of space and allowing for easier viewing, the category titled 'Low Number Offenses' include Part I and Part II Offenses from page one that have totals under the amount of 33.

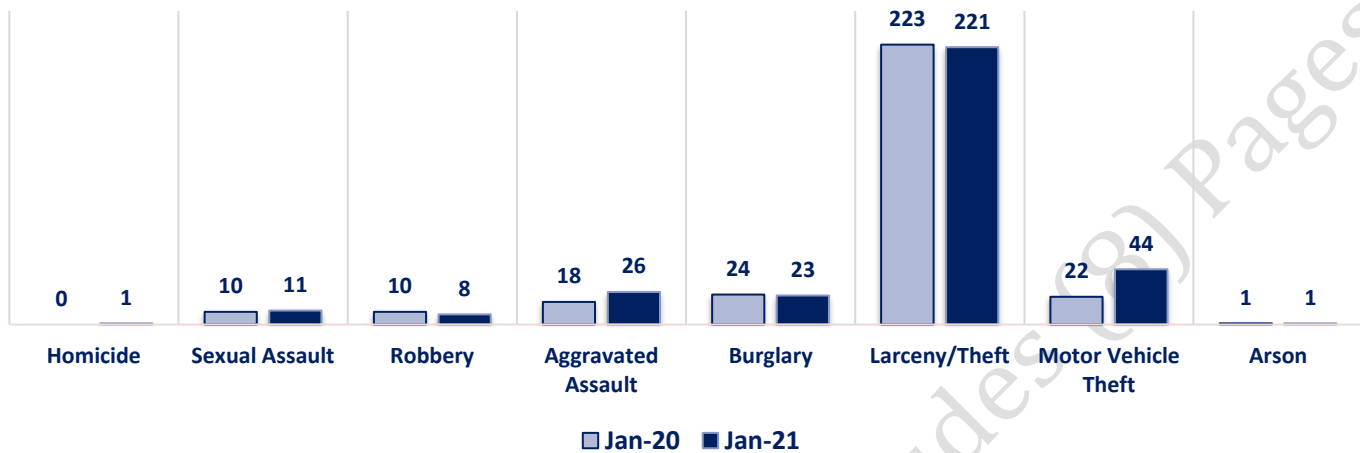
Offenses

PART I OFFENSES		OFFENSE		JAN 20	JAN 21	PART II OFFENSES			
		Homicide		0	1				
		Sexual Assault		10	11				
		Robbery		10	8				
		Aggravated Assault		18	26				
		Burglary		24	23				
		Larceny/Theft		223	221				
		Motor Vehicle Theft		22	44				
		Arson		1	1				
		PART I TOTALS		308	335				
NON-UCR OFFENSES		Ambulance Calls		83	63	Drug Abuse		76	64
		Deaths		10	8	Gambling		0	0
		Missing Persons		18	18	Family Offenses		62	55
		Suicides		1	0	DUI		19	12
		Suspicious Activity		26	37	Liquor Laws		8	5
		Traffic Accidents		136	68	Drunkenness		50	28
		All Other		356	320	Disorderly Conduct		25	28
		NON-UCR TOTALS		630	514	All Other Offenses		350	225
PART I OFFENSES		308	335	Curfew/Loitering		0	0		
PART II OFFENSES		864	683	Runaway		5	4		
NON-UCR OFFENSES		630	514	PART II TOTALS		864	683		
TOTAL		1802	1532						

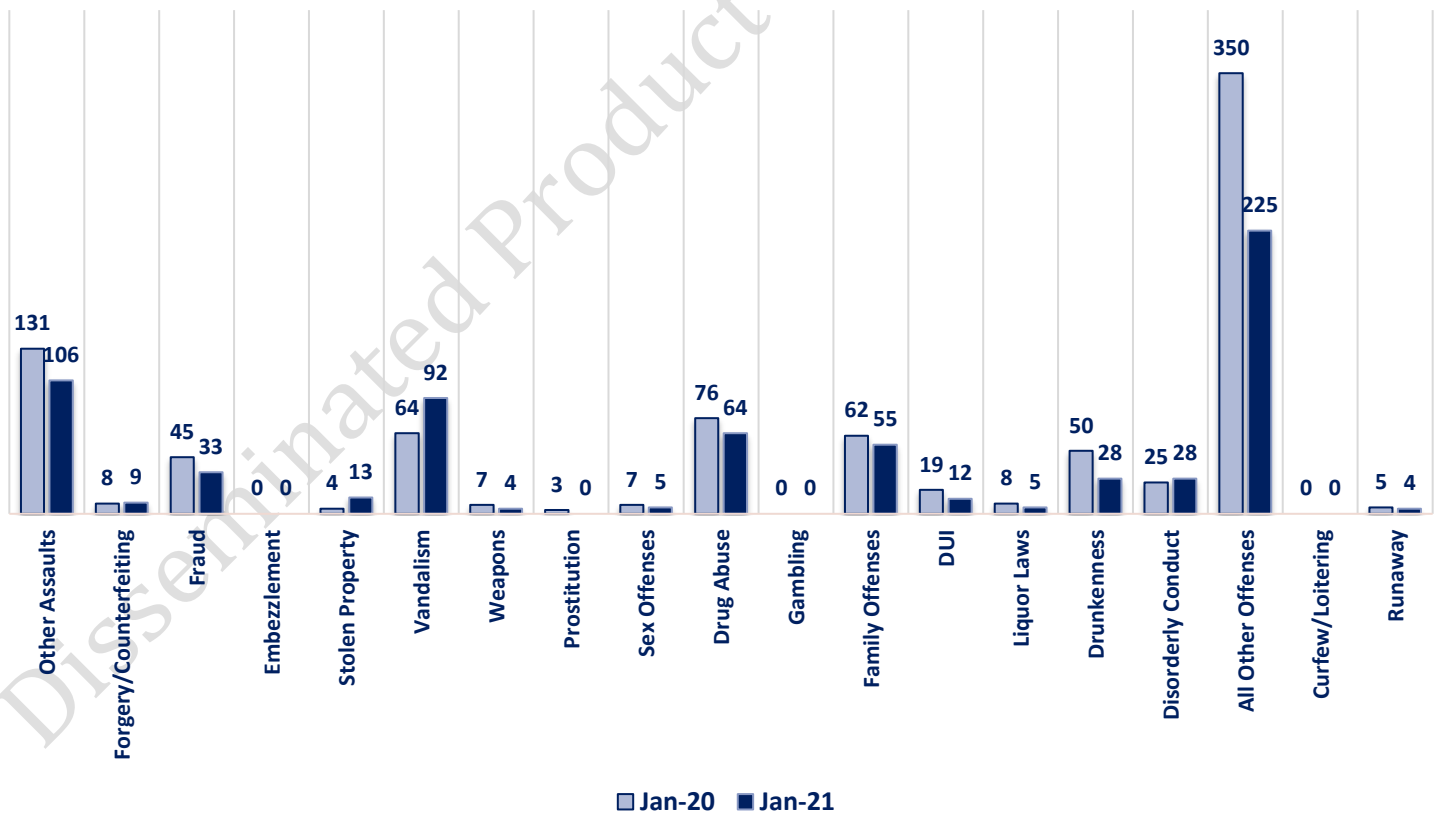
JAN 2021- PART I & II OFFENSE PERCENTAGES



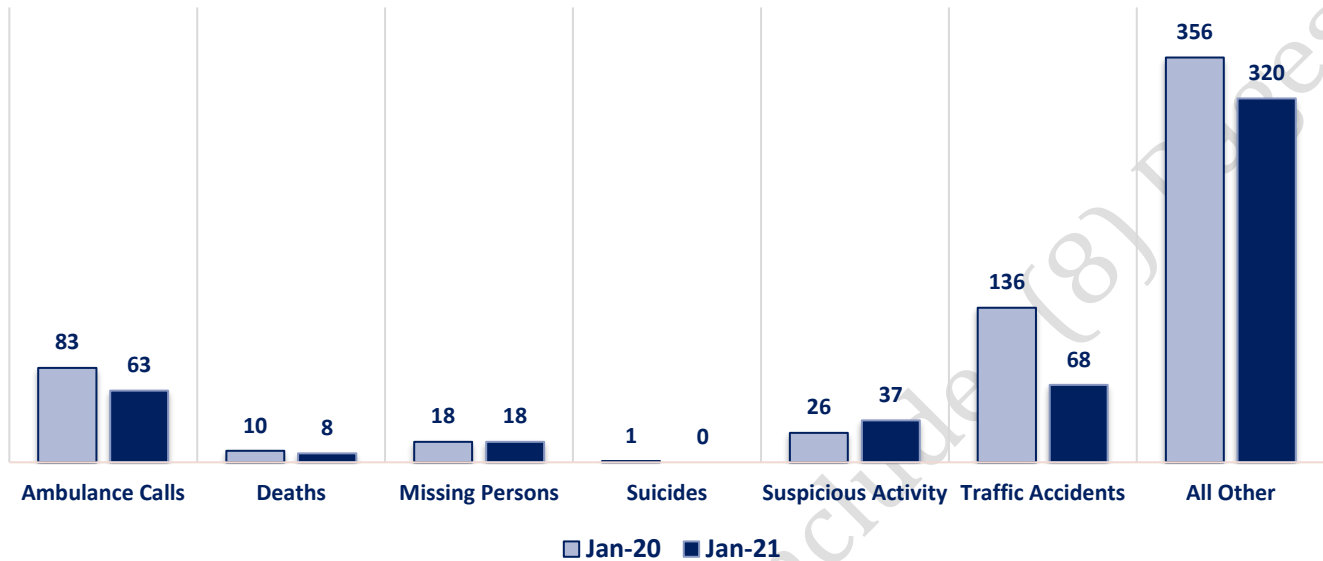
Part I Offenses



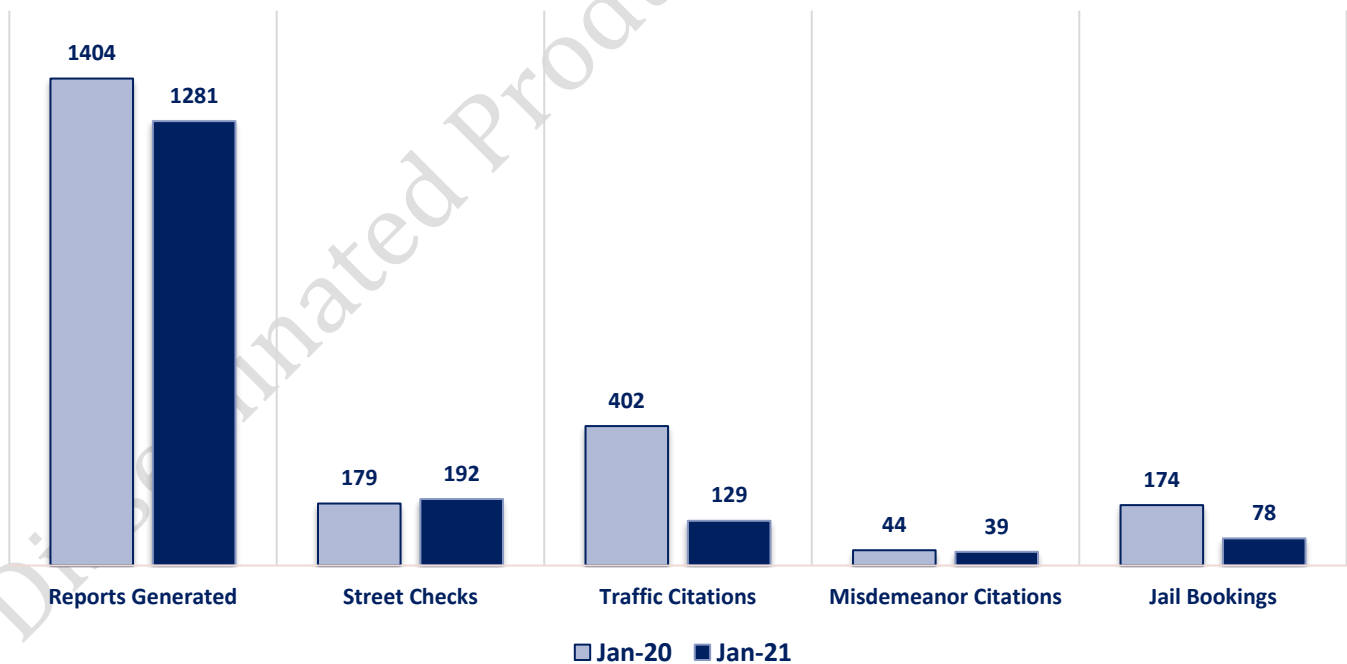
Part II Offenses



Non-UCR Offenses

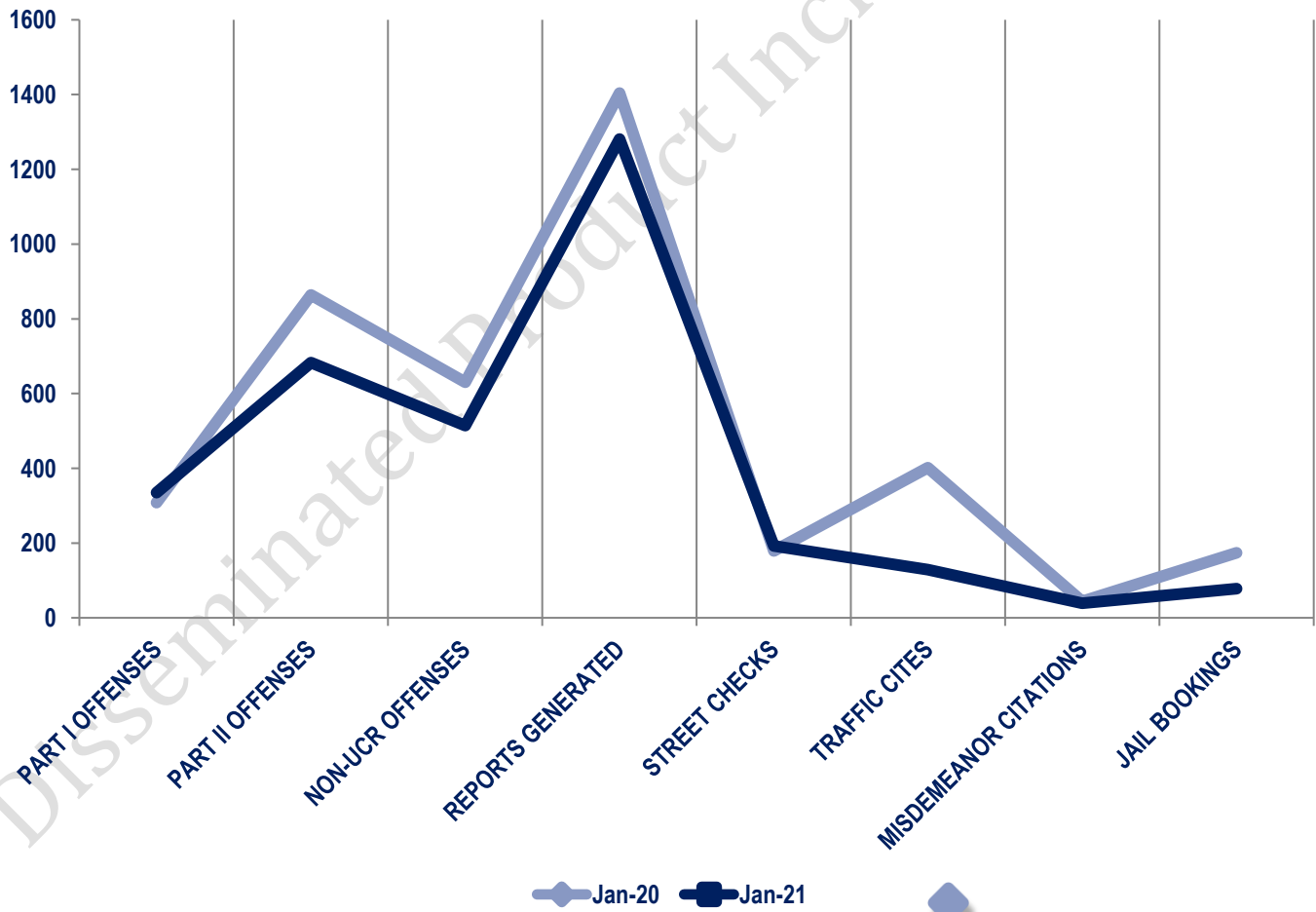


Other Event Totals



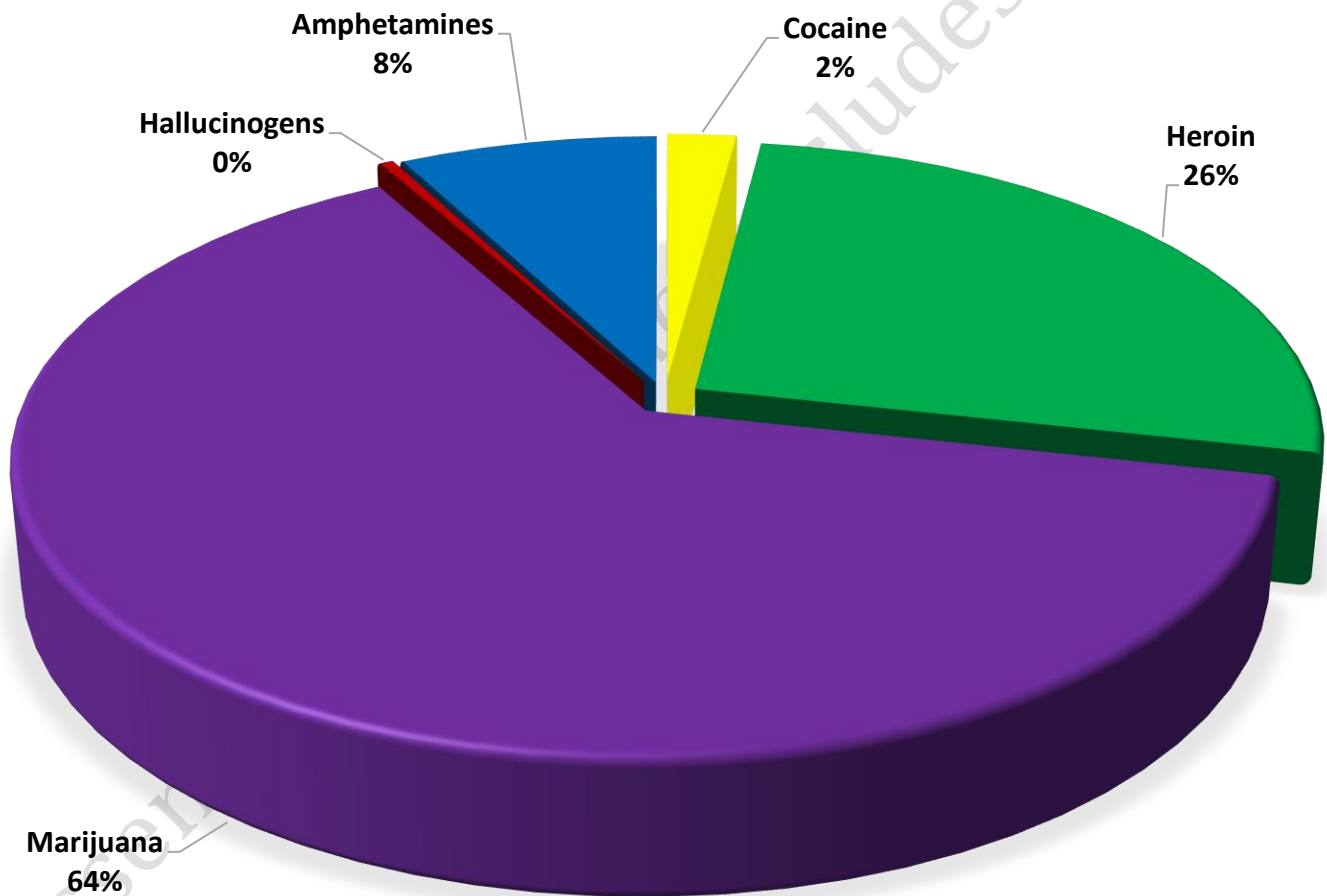
Combined Offense/Event Trends

	JAN 2020	JAN 2021
Part I Offenses	308	335
Part II Offenses	864	683
NonUCR Offenses	630	514
Reports Generated	1404	1281
Street Checks	179	192
Traffic Citations	402	129
Misdemeanor Citations	44	39
Jail Bookings	174	78

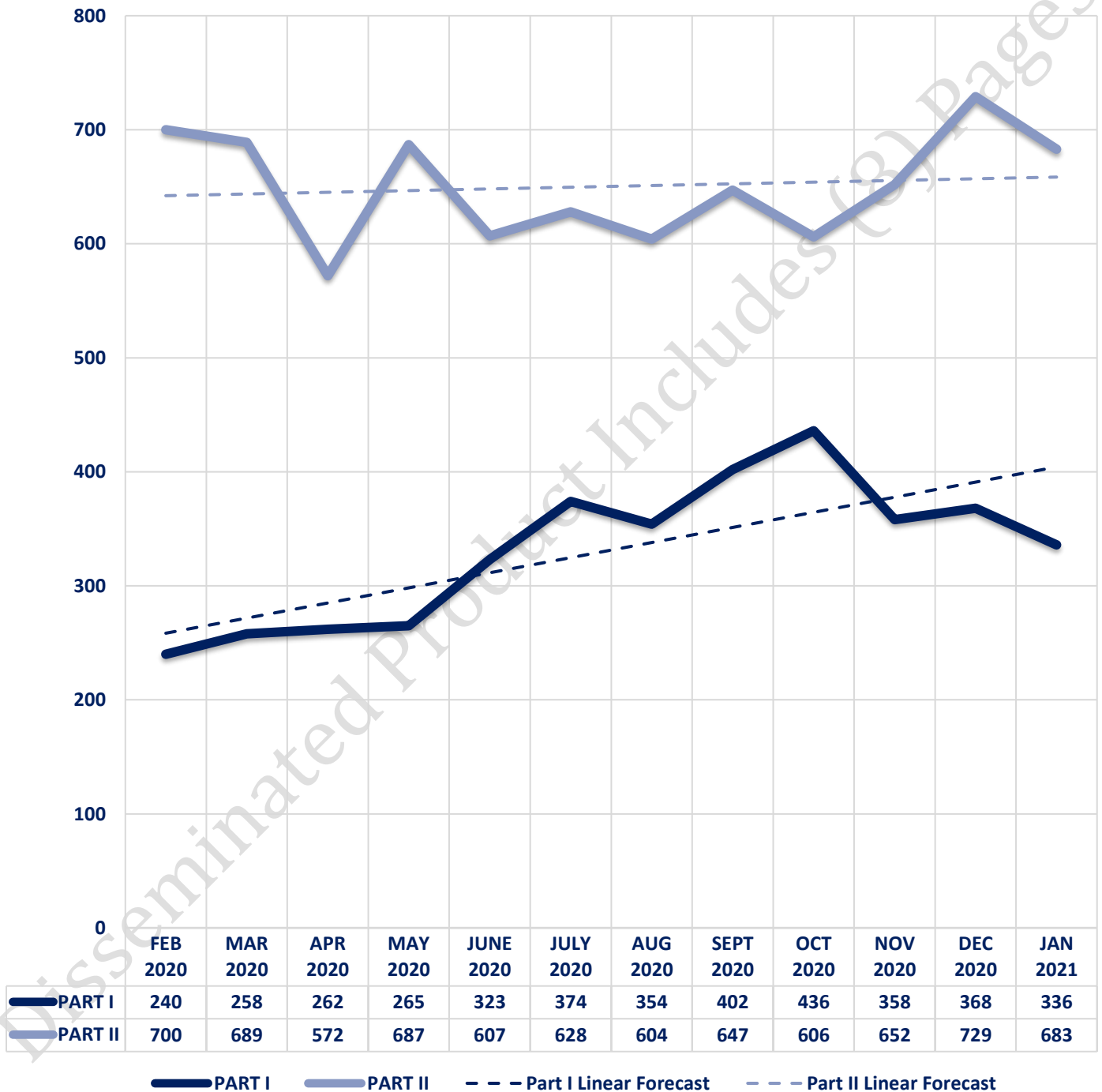


Seized Drugs

TYPE	DOSES	STREET VALUE
Cocaine	517.0	\$ 5,170.00
Heroin	6562.0	\$ 65,620.00
Marijuana	15769.4	\$ 94,616.65
Hallucinogens	98.1	\$ 196.12
Amphetamines	1928.1	\$ 19,281.20
TOTAL	24874.6	\$ 184,883.98



Part I & II Offenses - One Year





CITY COUNCIL DISTRICT #4

MONTHLY OFFENSE SUMMARY

February 2021

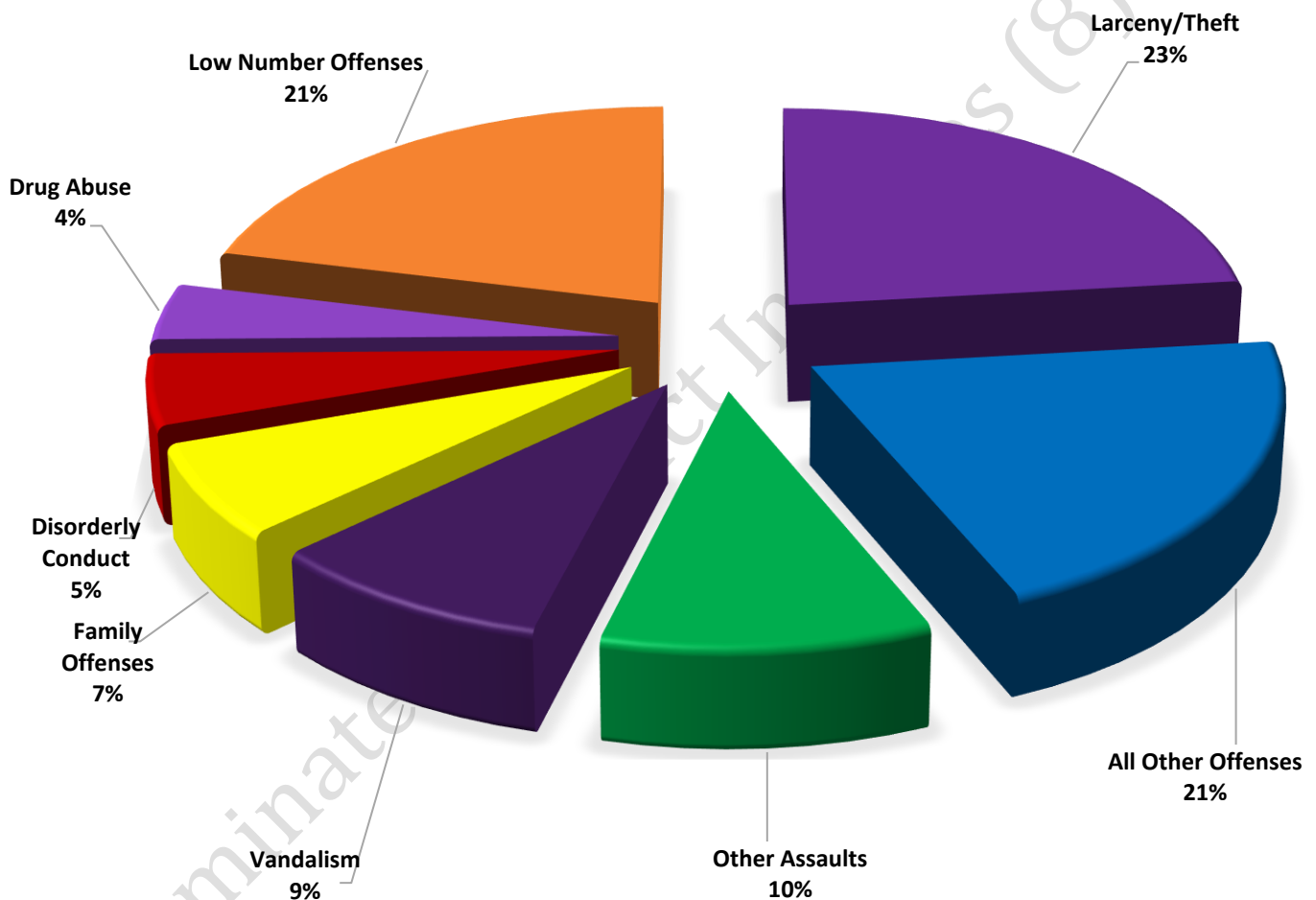
These figures represent preliminary counts of original Police Incident Reports and include all offenses within the above listed City Council District only. Full statistical analysis to determine the confidence level of this data has not been performed. The results contained herein are approximate in relation to the listed area and may not fully coincide with data shown in other areas of SLCPD's Crime Statistics page such as Calls for Service, Crimes Trending, and Crime Reports due to and reflective of departmental procedures that were in place at the time the event occurred and the date this data was compiled. Results displayed are not distinguished as attempted or completed crimes, do not include other calls for police service, and only represent police service where a report was made. Police Incident Reports are classified by primary offense categories as defined by the Uniform Crime Reporting (UCR) system, however for this report all offenses are included, and each incident may have more than one offense listed on it. In cases where there is more than one offense listed, all offenses are counted individually. Although every reasonable verification effort is made, the accuracy of any data is subject to the constraints of the report generation process as well as the manner, format, and point in time of any query.

PART I OFFENSES:	Chosen by the FBI as Part I Offenses because they are serious crimes that occur with regularity in all areas of the country and are likely to be reported to Police.
PART II OFFENSES:	All other crimes other than the eight Part I Offenses. The Uniform Crime Reporting Program gathers only arrest data for Part II Offenses, however, SLCPD results displayed in this document display all Part II Offenses, regardless of the presence of arrest data.
ALL OTHER OFFENSES:	Under the Part II Offense section, 'All Other Offenses' include Peeping Tom, Trespass, Kidnap/Abduction, Pornography, Extortion/Blackmail, Bribery, Warrants, Sexual Offenses, Obstruction, Public Peace, and Hit & Run.
NON-UCR OFFENSES:	Non-UCR Offenses include reports for all other offenses not classified as a Part I or Part II Offense. Results displayed separate some of these offenses such as Ambulance Calls, Deaths, Missing Persons, Suicides, Suspicious Activity, and Traffic Accidents.
ALL OTHER NON-UCR:	Under the Non-UCR category, 'All Other' include the remainder of offenses not classified as Part I or Part II and not separated from the Non-UCR Offenses. These include things such as Loud Parties, Barking Dogs, Mentally Ill Subjects, Citizen Assistance, etc.
LOW NUMBER OFFENSES:	On page two, in the interest of space and allowing for easier viewing, the category titled 'Low Number Offenses' include Part I and Part II Offenses from page one that have totals under the amount of 35.

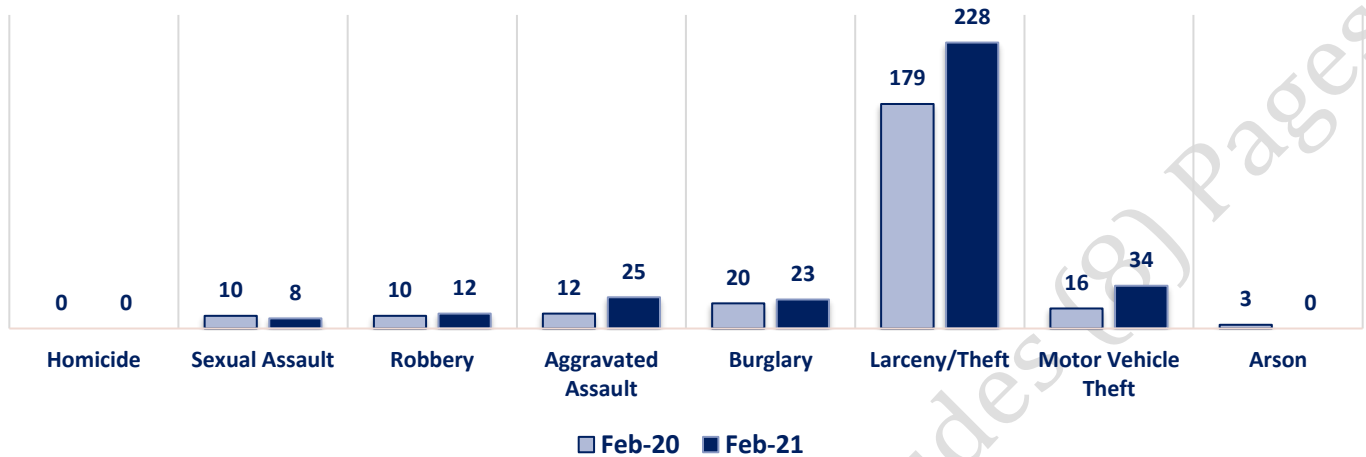
Offenses

PART I OFFENSES		OFFENSE		FEB 20	FEB 21	PART II OFFENSES			
		Homicide		0	0				
		Sexual Assault		10	8				
		Robbery		10	12				
		Aggravated Assault		12	25				
		Burglary		20	23				
		Larceny/Theft		179	228				
		Motor Vehicle Theft		16	34				
		Arson		3	0				
		PART I TOTALS		250	330				
NON-UCR OFFENSES		Ambulance Calls		68	55	Drug Abuse		70	40
		Deaths		11	7	Gambling		0	0
		Missing Persons		17	11	Family Offenses		38	65
		Suicides		0	3	DUI		19	12
		Suspicious Activity		39	35	Liquor Laws		12	1
		Traffic Accidents		100	79	Drunkenness		38	19
		All Other		360	282	Disorderly Conduct		23	50
		NON-UCR TOTALS		595	472	All Other Offenses		294	201
PART I OFFENSES		250	330	Curfew/Loitering		0	0		
PART II OFFENSES		720	652	Runaway		5	0		
NON-UCR OFFENSES		595	472	PART II TOTALS		720	652		
TOTAL		1565	1454						

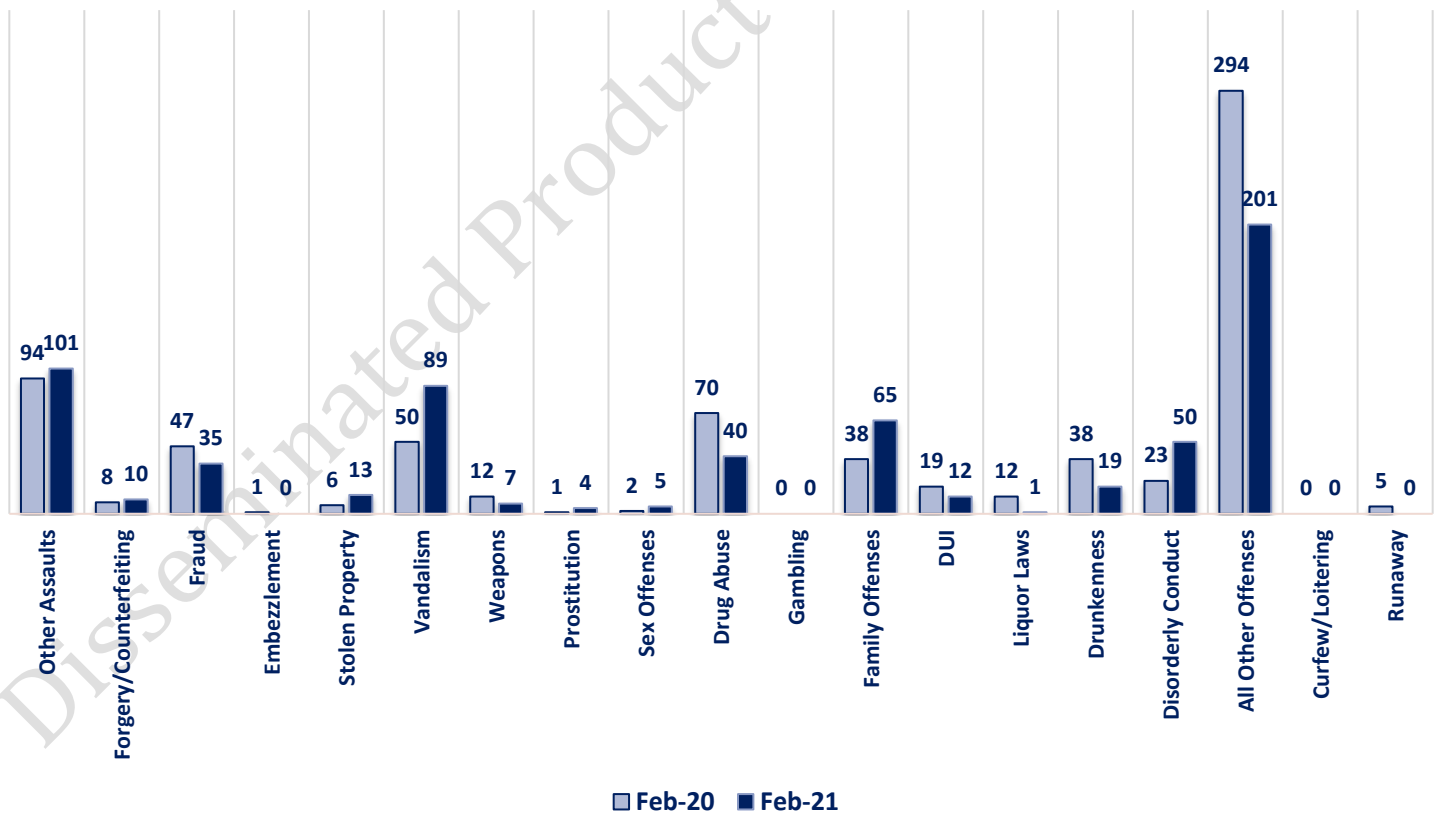
FEBRUARY 2021- PART I & II OFFENSE PERCENTAGES



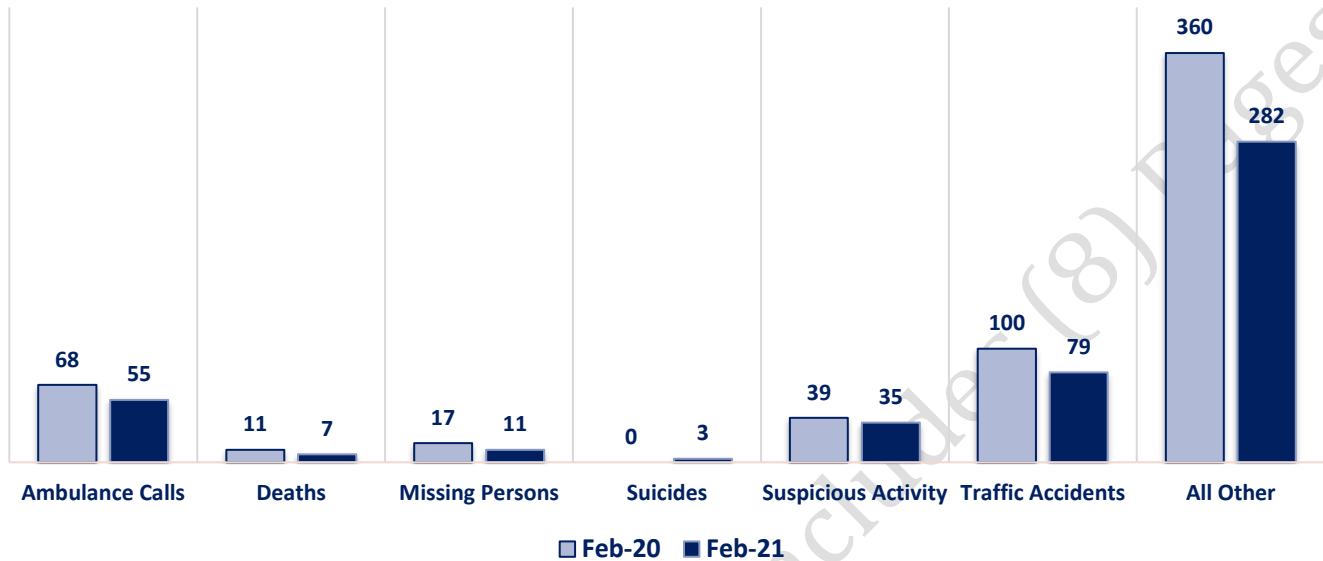
Part I Offenses



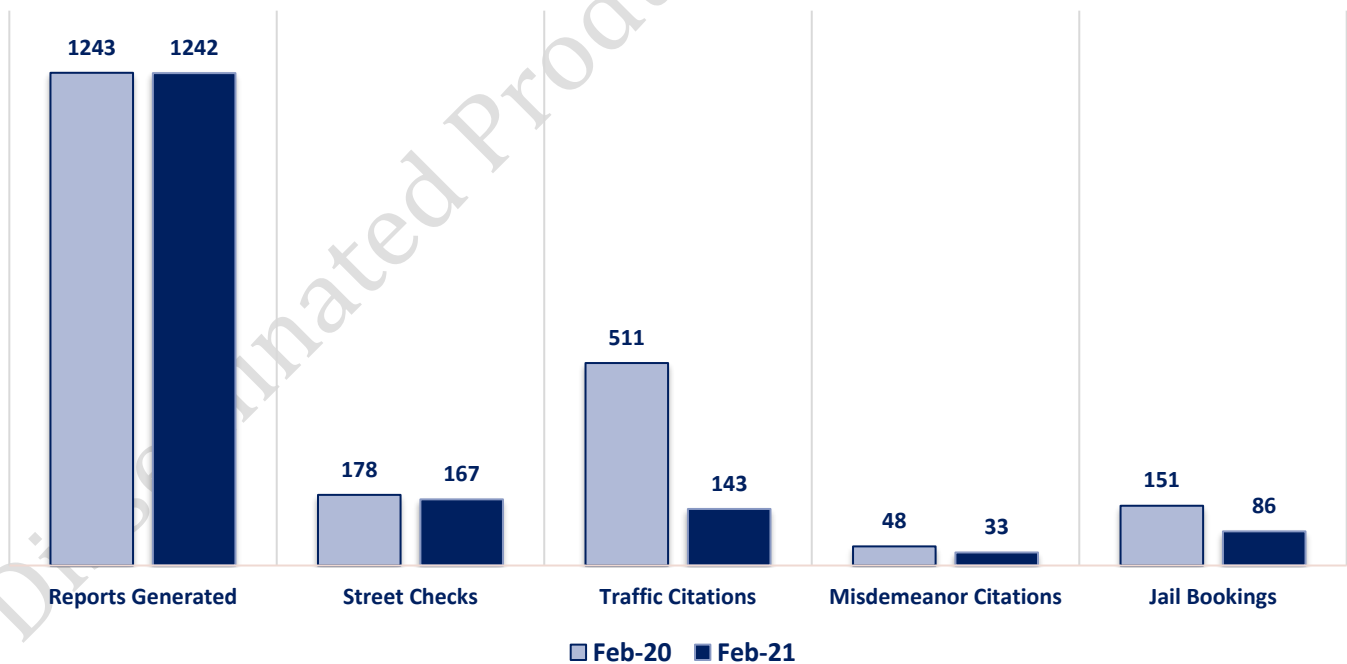
Part II Offenses



Non-UCR Offenses

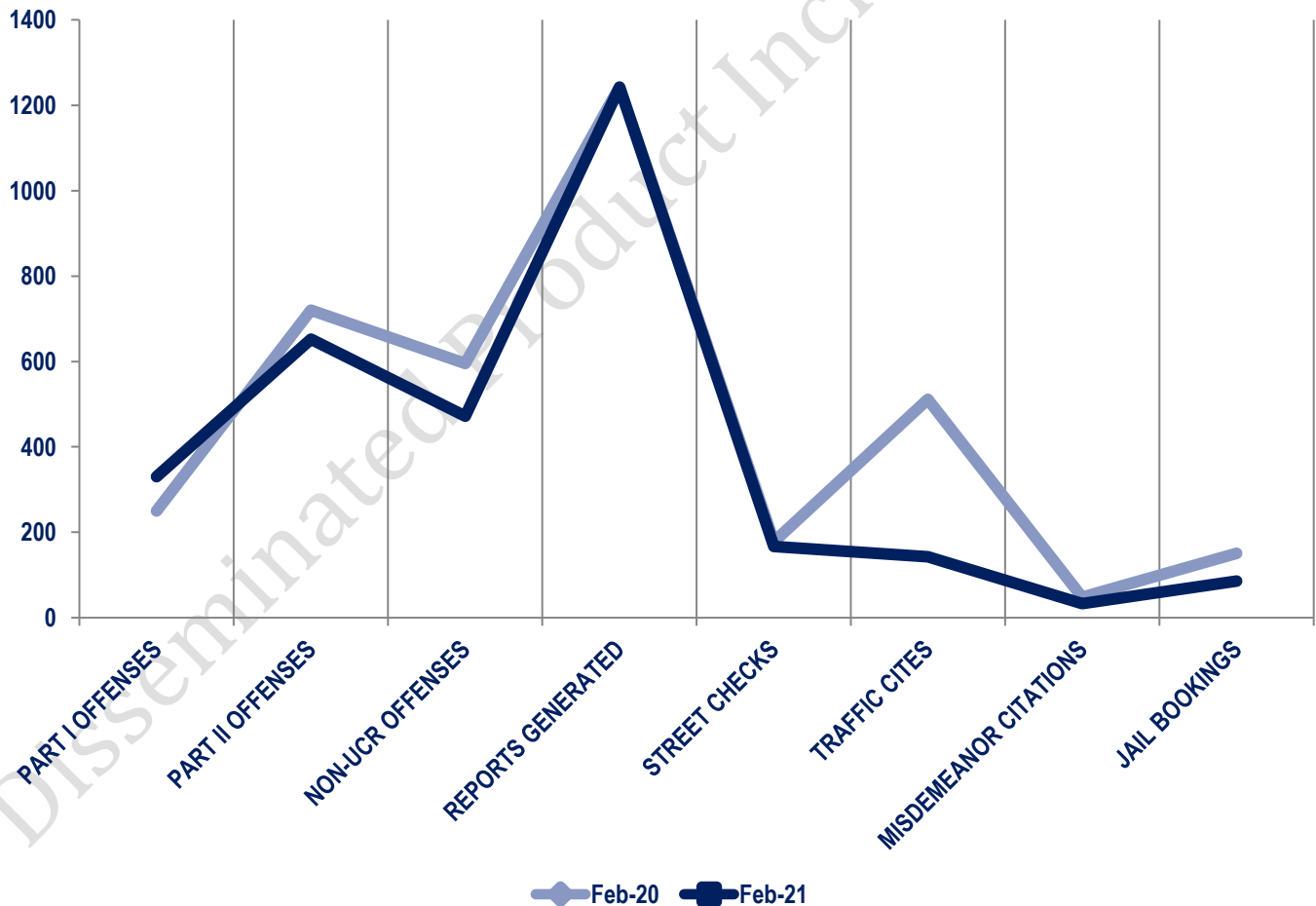


Other Event Totals



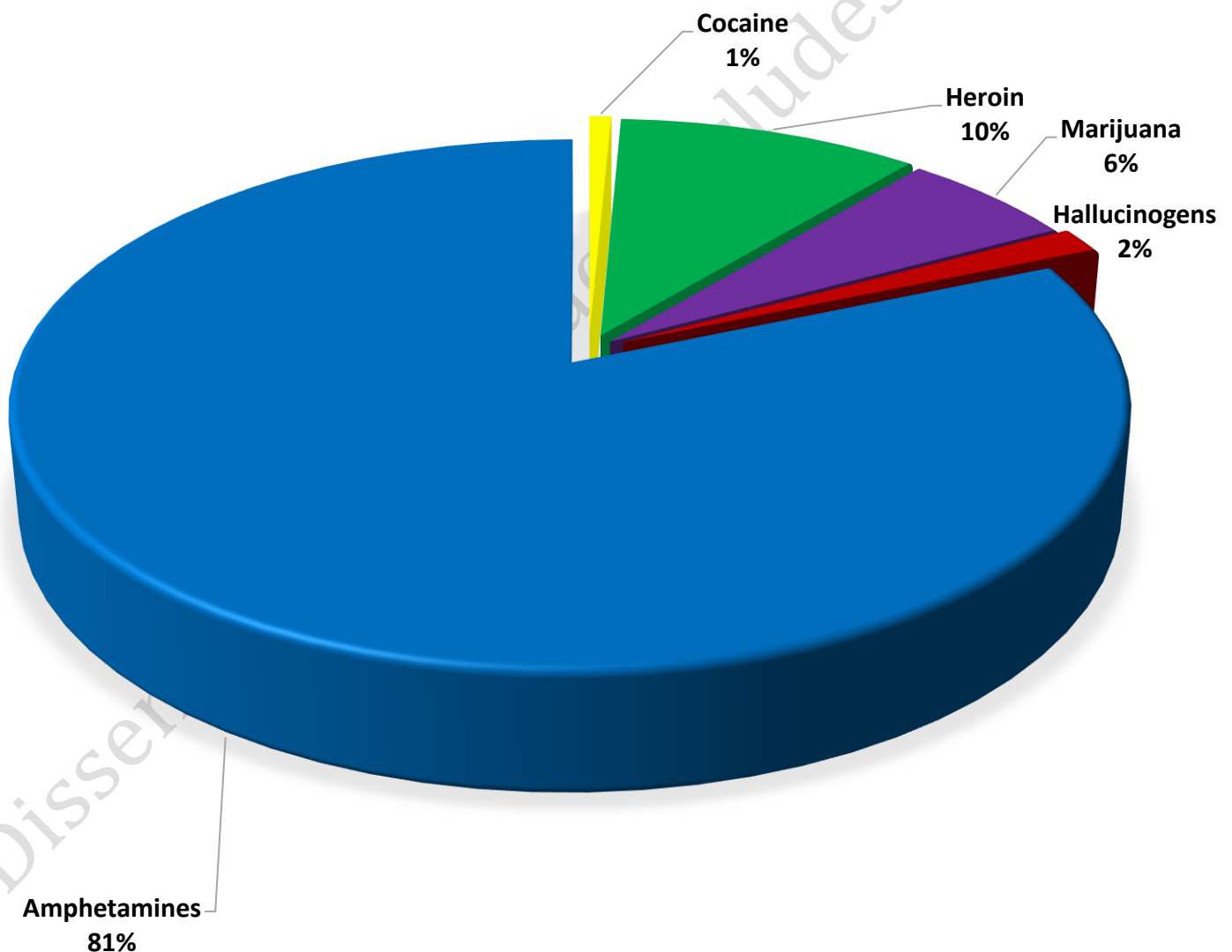
Combined Offense/Event Trends

	FEB 2020	FEB 2021
Part I Offenses	250	330
Part II Offenses	720	652
NonUCR Offenses	595	472
Reports Generated	1243	1242
Street Checks	178	167
Traffic Citations	511	143
Misdemeanor Citations	48	33
Jail Bookings	151	86

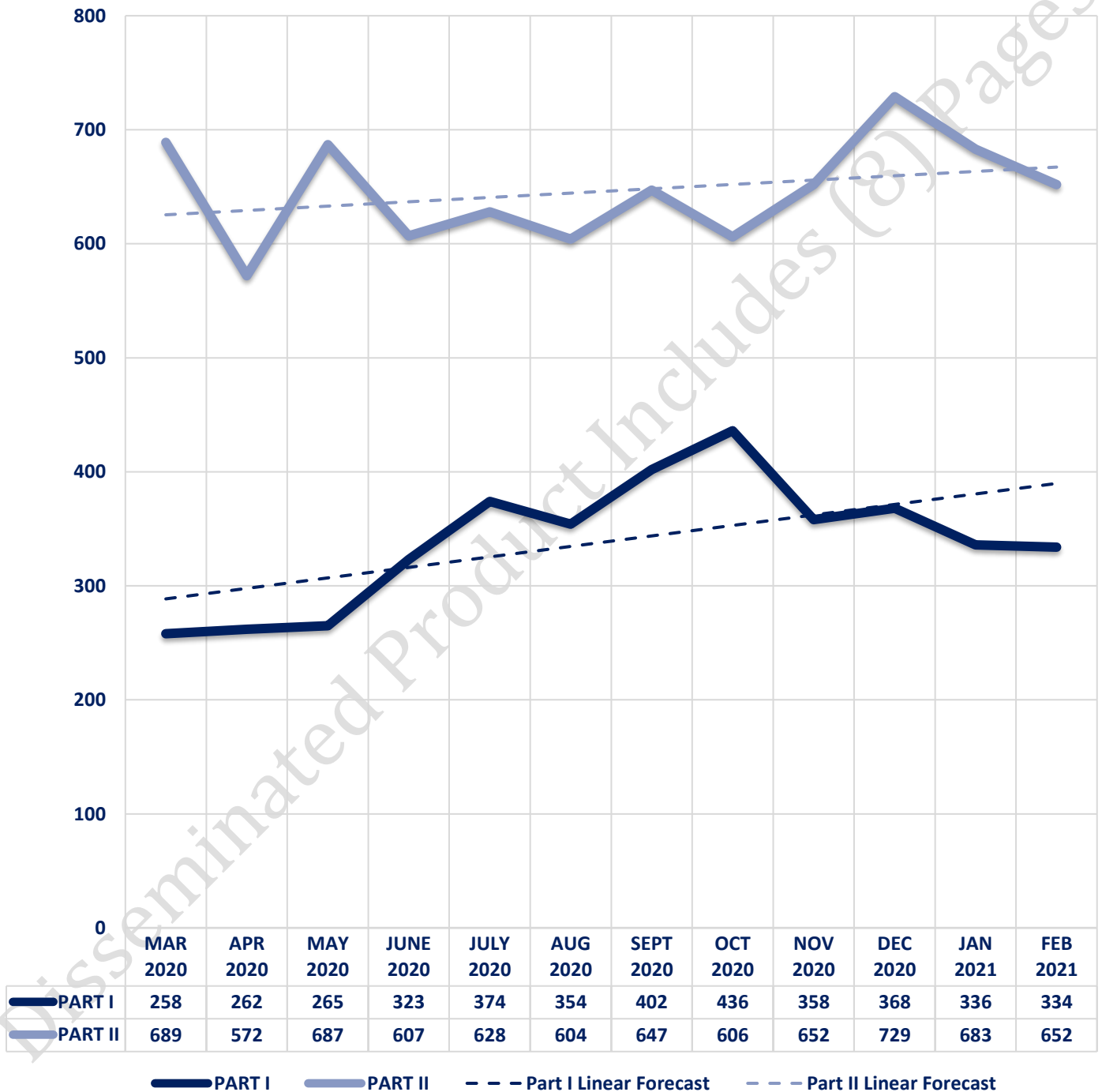


Seized Drugs

TYPE	DOSES	STREET VALUE
Cocaine	28.0	\$ 280.00
Heroin	387.0	\$ 3,870.00
Marijuana	228.5	\$ 1,371.10
Hallucinogens	57.5	\$ 114.99
Amphetamines	3063.7	\$ 30,637.00
TOTAL	3764.7	\$ 36,273.10



Part I & II Offenses - One Year





CITY COUNCIL DISTRICT #4

MONTHLY OFFENSE SUMMARY

March 2021

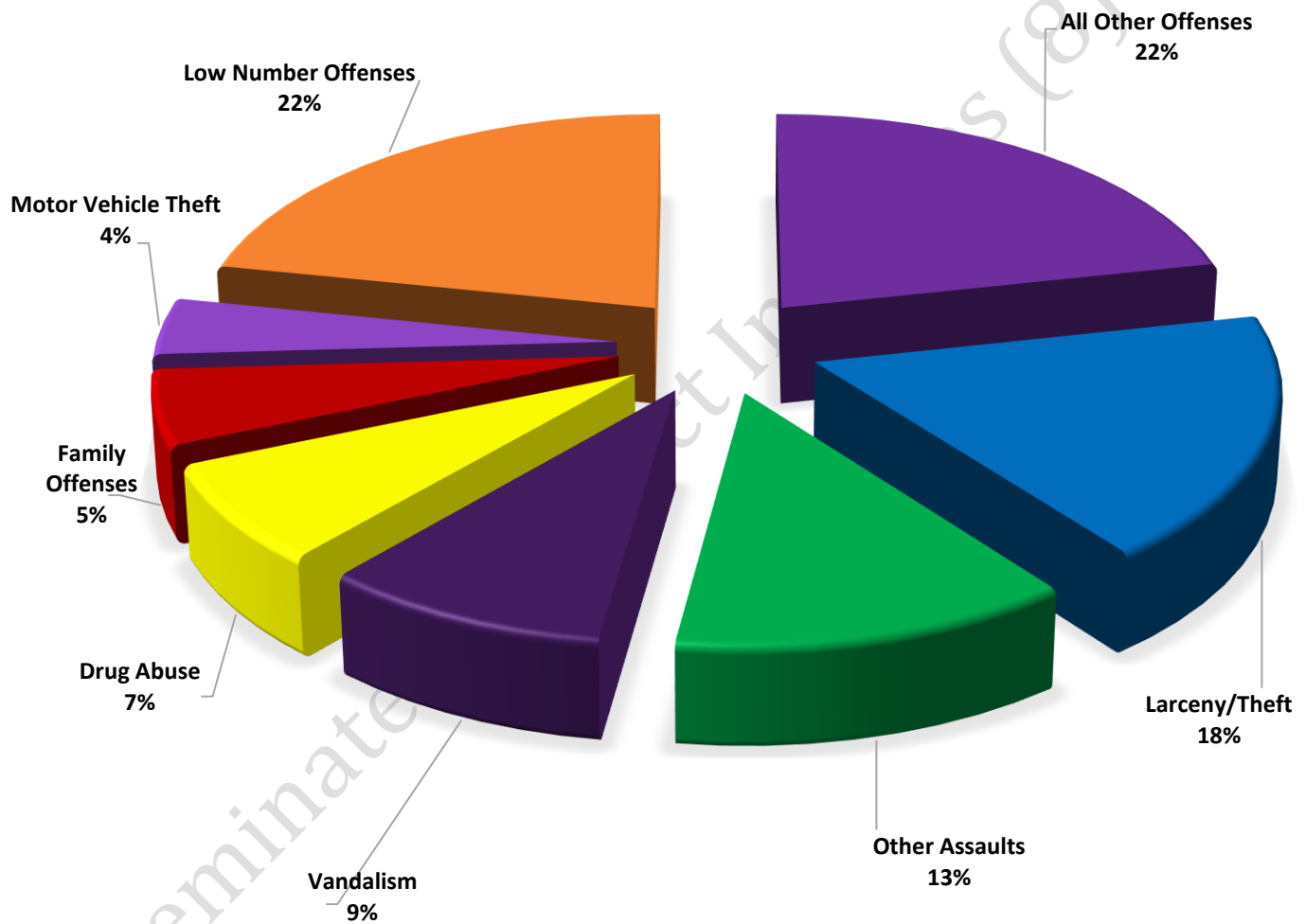
These figures represent preliminary counts of original Police Incident Reports and include all offenses within the above listed City Council District only. Full statistical analysis to determine the confidence level of this data has not been performed. The results contained herein are approximate in relation to the listed area and may not fully coincide with data shown in other areas of SLCPD's Crime Statistics page such as Calls for Service, Crimes Trending, and Crime Reports due to and reflective of departmental procedures that were in place at the time the event occurred and the date this data was compiled. Results displayed are not distinguished as attempted or completed crimes, do not include other calls for police service, and only represent police service where a report was made. Police Incident Reports are classified by primary offense categories as defined by the Uniform Crime Reporting (UCR) system, however for this report all offenses are included, and each incident may have more than one offense listed on it. In cases where there is more than one offense listed, all offenses are counted individually. Although every reasonable verification effort is made, the accuracy of any data is subject to the constraints of the report generation process as well as the manner, format, and point in time of any query.

PART I OFFENSES:	Chosen by the FBI as Part I Offenses because they are serious crimes that occur with regularity in all areas of the country and are likely to be reported to Police.
PART II OFFENSES:	All other crimes other than the eight Part I Offenses. The Uniform Crime Reporting Program gathers only arrest data for Part II Offenses, however, SLCPD results displayed in this document display all Part II Offenses, regardless of the presence of arrest data.
ALL OTHER OFFENSES:	Under the Part II Offense section, 'All Other Offenses' include Peeping Tom, Trespass, Kidnap/Abduction, Pornography, Extortion/Blackmail, Bribery, Warrants, Sexual Offenses, Obstruction, Public Peace, and Hit & Run.
NON-UCR OFFENSES:	Non-UCR Offenses include reports for all other offenses not classified as a Part I or Part II Offense. Results displayed separate some of these offenses such as Ambulance Calls, Deaths, Missing Persons, Suicides, Suspicious Activity, and Traffic Accidents.
ALL OTHER NON-UCR:	Under the Non-UCR category, 'All Other' include the remainder of offenses not classified as Part I or Part II and not separated from the Non-UCR Offenses. These include things such as Loud Parties, Barking Dogs, Mentally Ill Subjects, Citizen Assistance, etc.
LOW NUMBER OFFENSES:	On page two, in the interest of space and allowing for easier viewing, the category titled 'Low Number Offenses' include Part I and Part II Offenses from page one that have totals under the amount of 41.

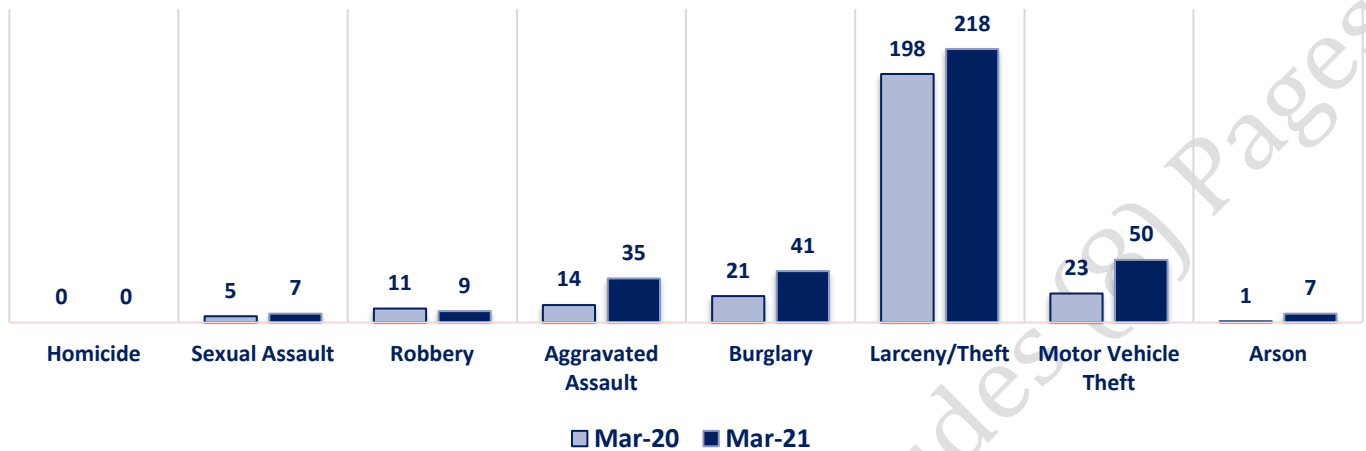
Offenses

	OFFENSE	MAR 20	MAR 21	OFFENSE	MAR 20	MAR 21	
PART I OFFENSES	VIOLENT	Homicide	0	0	Other Assaults	116	153
		Sexual Assault	5	7	Forgery/Counterfeit	15	6
		Robbery	11	9	Fraud	53	38
		Aggravated Assault	14	35	Embezzlement	0	1
		Burglary	21	41	Stolen Property	5	12
	PROPERTY	Larceny/Theft	198	218	Vandalism	63	111
		Motor Vehicle Theft	23	50	Weapons	14	17
		Arson	1	7	Prostitution	0	0
		PART I TOTALS	273	367	Sex Offenses	11	8
NON-UCR OFFENSES		Ambulance Calls	87	69	Drug Abuse	66	88
		Deaths	5	8	Gambling	0	0
		Missing Persons	12	21	Family Offenses	45	66
		Suicides	0	1	DUI	11	19
		Suspicious Activity	34	37	Liquor Laws	2	6
		Traffic Accidents	72	67	Drunkenness	32	26
		All Other	317	354	Disorderly Conduct	19	32
		NON-UCR TOTALS	527	557	All Other Offenses	260	262
		PART I OFFENSES	273	367	Curfew/Loitering	0	0
TOTALS		PART II OFFENSES	720	845	Runaway	8	0
		NON-UCR OFFENSES	527	557	PART II TOTALS	720	845
		TOTAL	1520	1769			

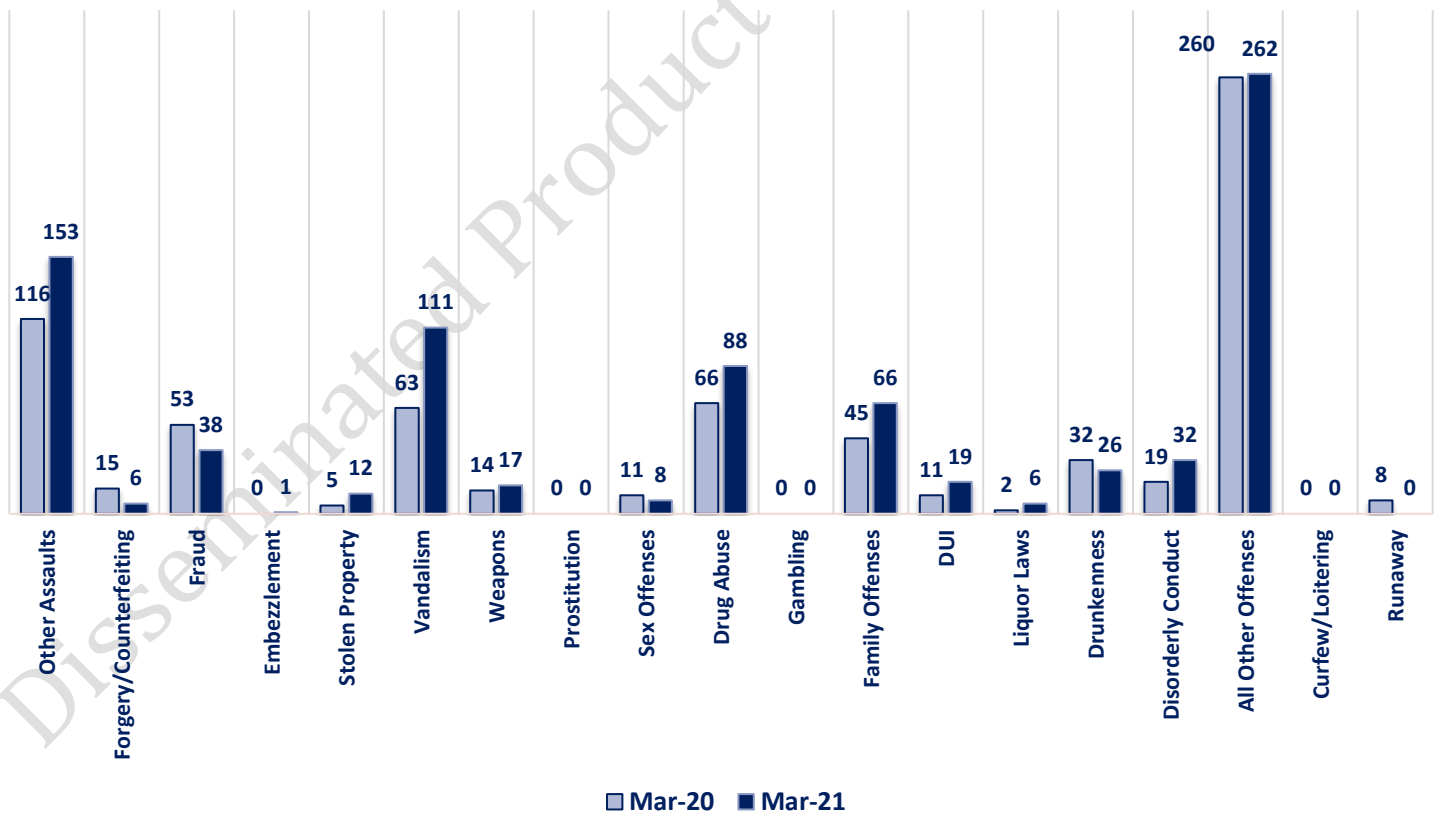
MARCH 2021 PART I & II OFFENSE PERCENTAGES



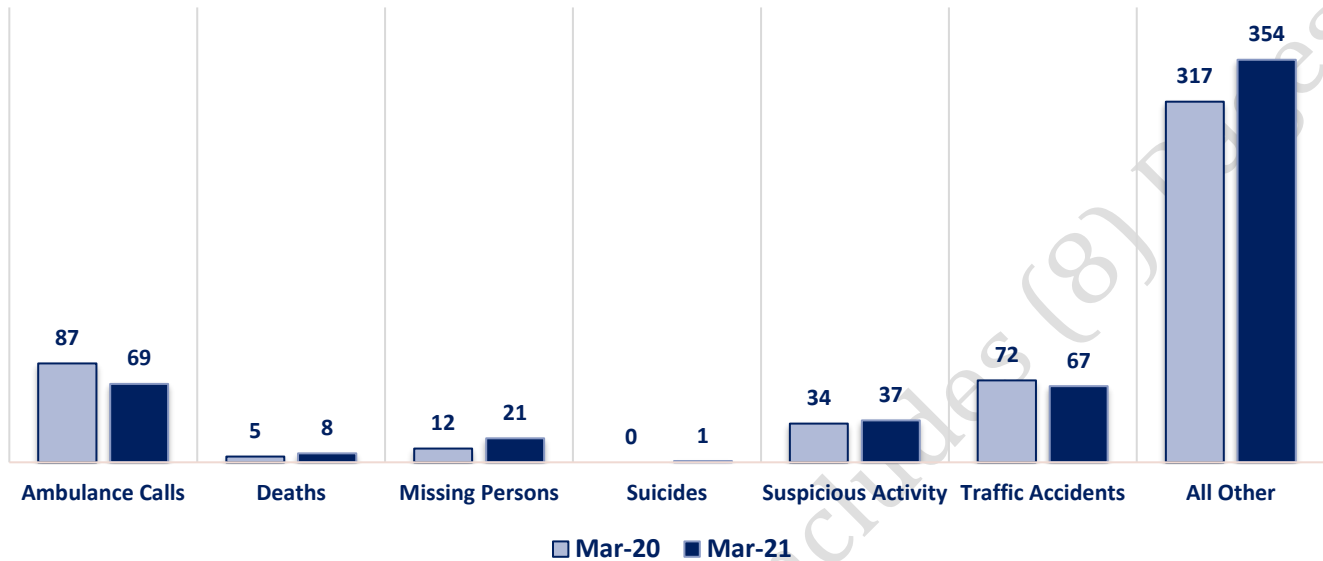
Part I Offenses



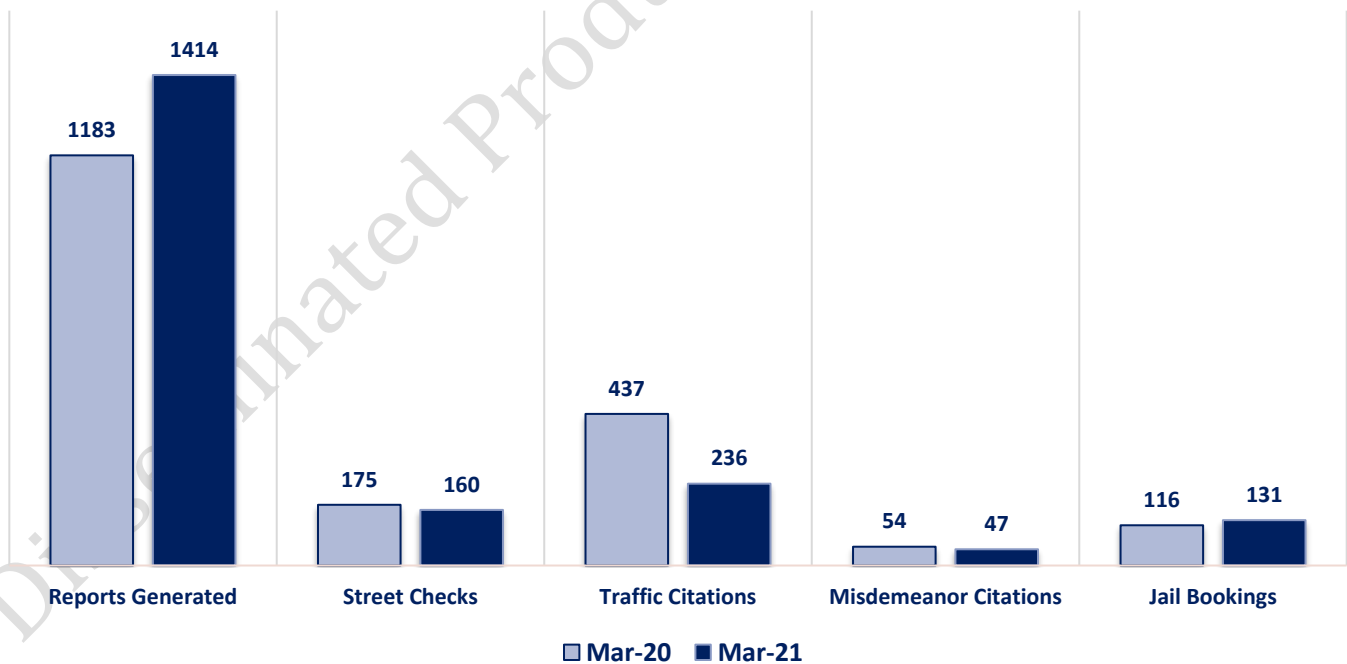
Part II Offenses



Non-UCR Offenses

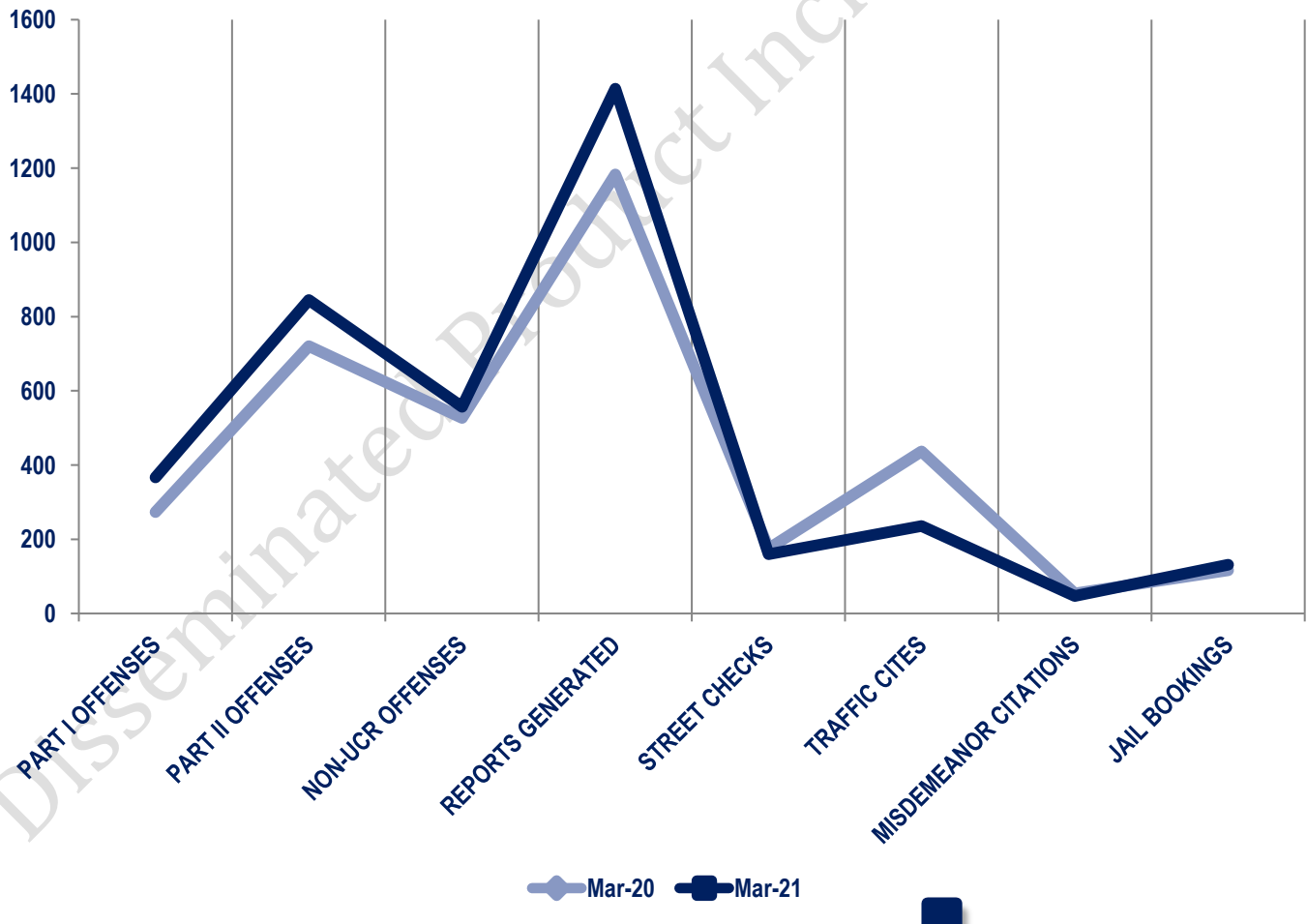


Other Event Totals



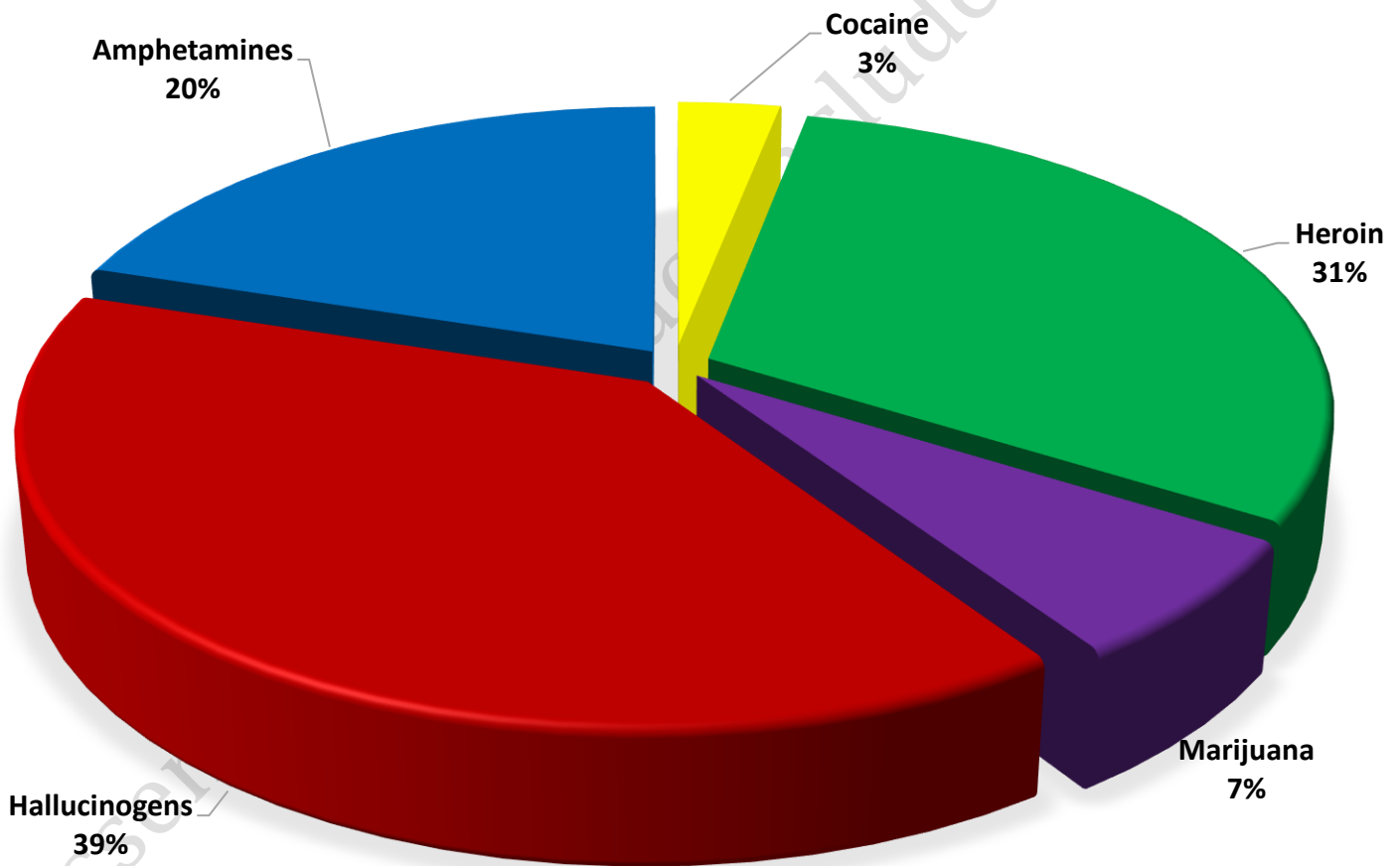
Combined Offense/Event Trends

	MAR 2020	MAR 2021
Part I Offenses	273	367
Part II Offenses	720	845
NonUCR Offenses	527	557
Reports Generated	1183	1414
Street Checks	175	160
Traffic Citations	437	236
Misdemeanor Citations	54	47
Jail Bookings	116	131

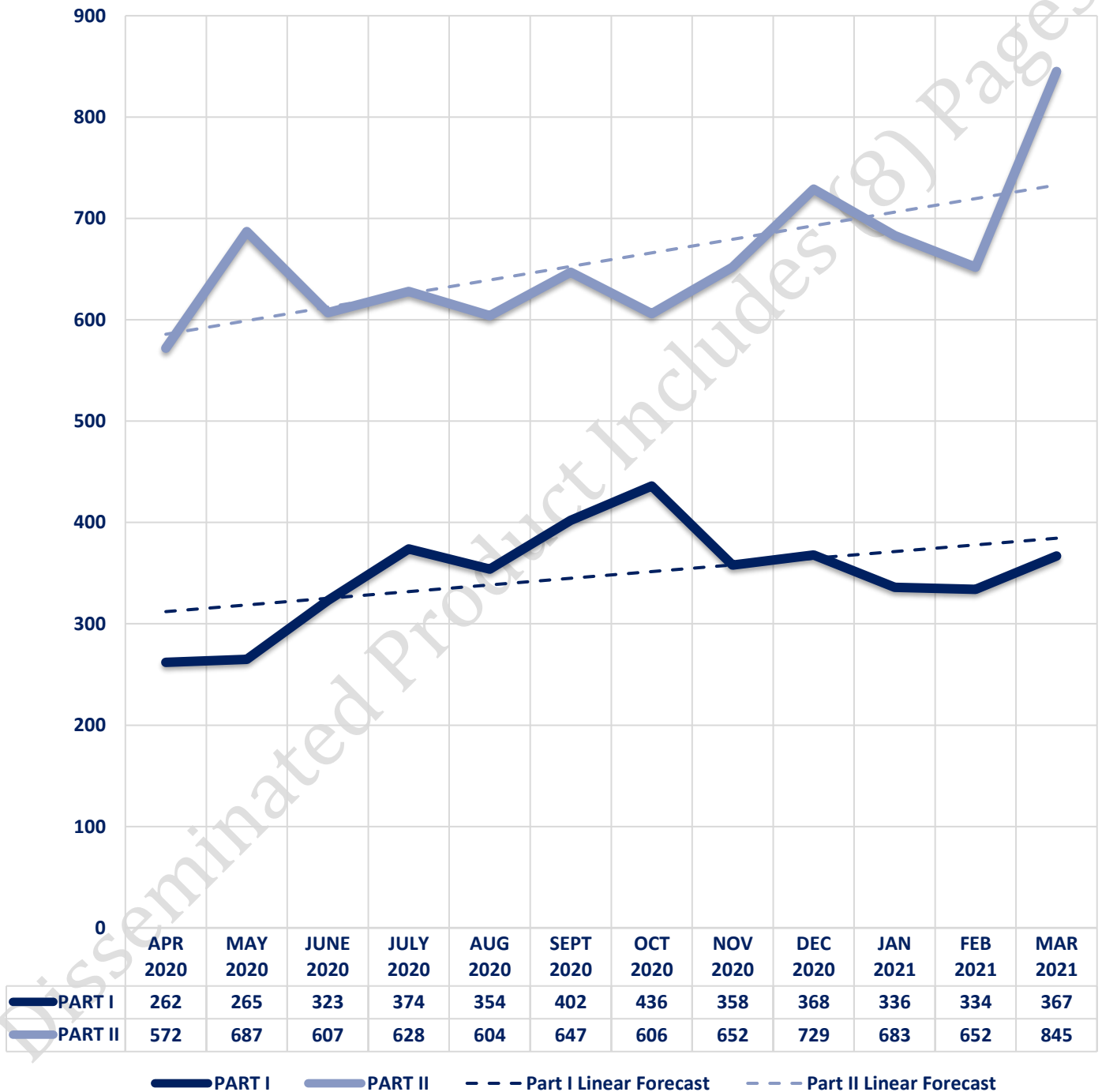


Seized Drugs

TYPE	DOSES	STREET VALUE
Cocaine	127.0	\$ 1,270.00
Heroin	1262.1	\$ 12,621.00
Marijuana	273.7	\$ 1,642.02
Hallucinogens	1615.2	\$ 3,230.40
Amphetamines	823.7	\$ 8,237.00
TOTAL	4101.7	\$ 27,000.42



Part I & II Offenses - One Year





CITY COUNCIL DISTRICT #4

MONTHLY OFFENSE SUMMARY

April 2021

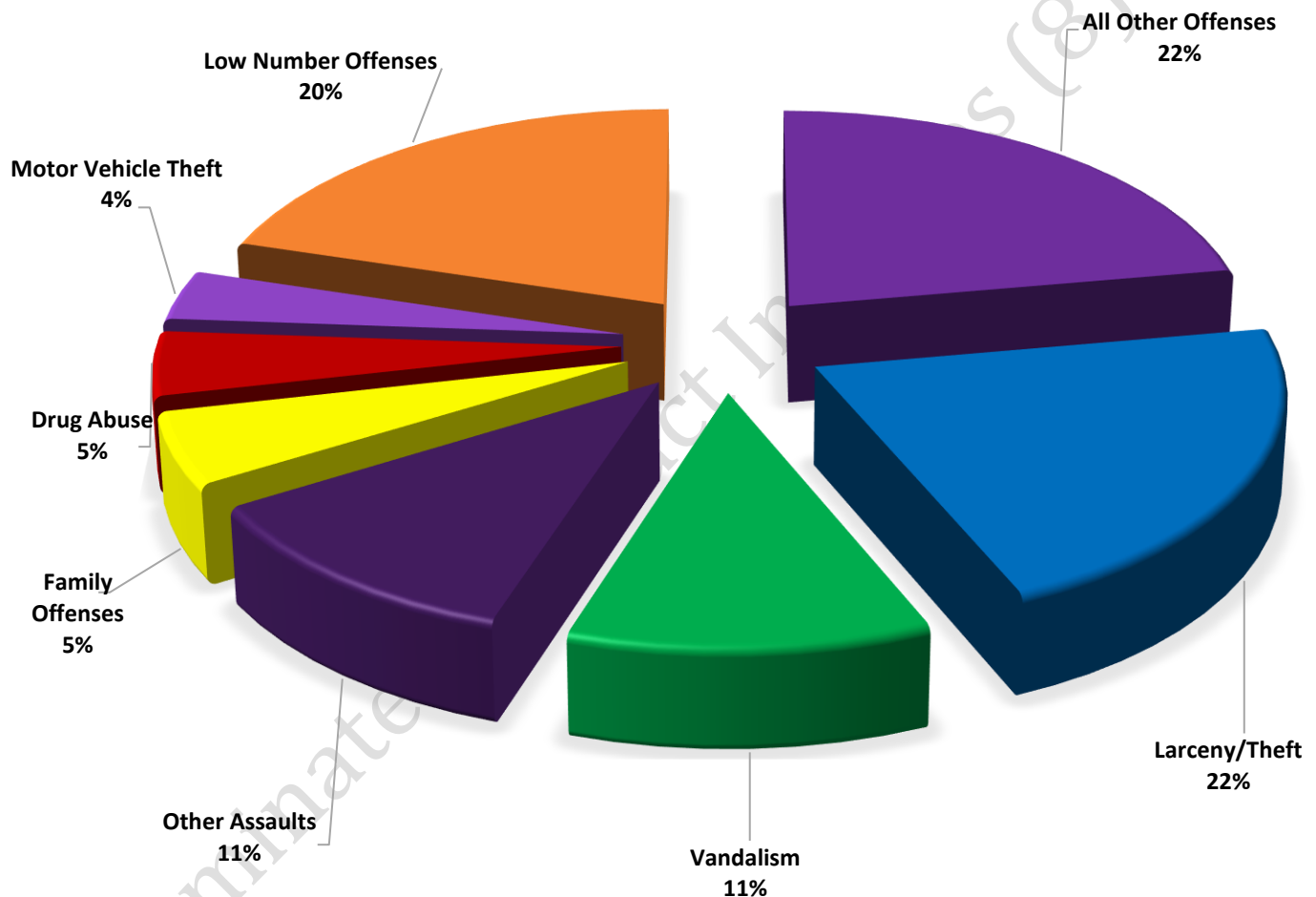
These figures represent preliminary counts of original Police Incident Reports and include all offenses within the above listed City Council District only. Full statistical analysis to determine the confidence level of this data has not been performed. The results contained herein are approximate in relation to the listed area and may not fully coincide with data shown in other areas of SLCPD's Crime Statistics page such as Calls for Service, Crimes Trending, and Crime Reports due to and reflective of departmental procedures that were in place at the time the event occurred and the date this data was compiled. Results displayed are not distinguished as attempted or completed crimes, do not include other calls for police service, and only represent police service where a report was made. Police Incident Reports are classified by primary offense categories as defined by the Uniform Crime Reporting (UCR) system, however for this report all offenses are included, and each incident may have more than one offense listed on it. In cases where there is more than one offense listed, all offenses are counted individually. Although every reasonable verification effort is made, the accuracy of any data is subject to the constraints of the report generation process as well as the manner, format, and point in time of any query.

PART I OFFENSES:	Chosen by the FBI as Part I Offenses because they are serious crimes that occur with regularity in all areas of the country and are likely to be reported to Police.
PART II OFFENSES:	All other crimes other than the eight Part I Offenses. The Uniform Crime Reporting Program gathers only arrest data for Part II Offenses, however, SLCPD results displayed in this document display all Part II Offenses, regardless of the presence of arrest data.
ALL OTHER OFFENSES:	Under the Part II Offense section, 'All Other Offenses' include Peeping Tom, Trespass, Kidnap/Abduction, Pornography, Extortion/Blackmail, Bribery, Warrants, Sexual Offenses, Obstruction, Public Peace, and Hit & Run.
NON-UCR OFFENSES:	Non-UCR Offenses include reports for all other offenses not classified as a Part I or Part II Offense. Results displayed separate some of these offenses such as Ambulance Calls, Deaths, Missing Persons, Suicides, Suspicious Activity, and Traffic Accidents.
ALL OTHER NON-UCR:	Under the Non-UCR category, 'All Other' include the remainder of offenses not classified as Part I or Part II and not separated from the Non-UCR Offenses. These include things such as Loud Parties, Barking Dogs, Mentally Ill Subjects, Citizen Assistance, etc.
LOW NUMBER OFFENSES:	On page two, in the interest of space and allowing for easier viewing, the category titled 'Low Number Offenses' include Part I and Part II Offenses from page one that have totals under the amount of 38.

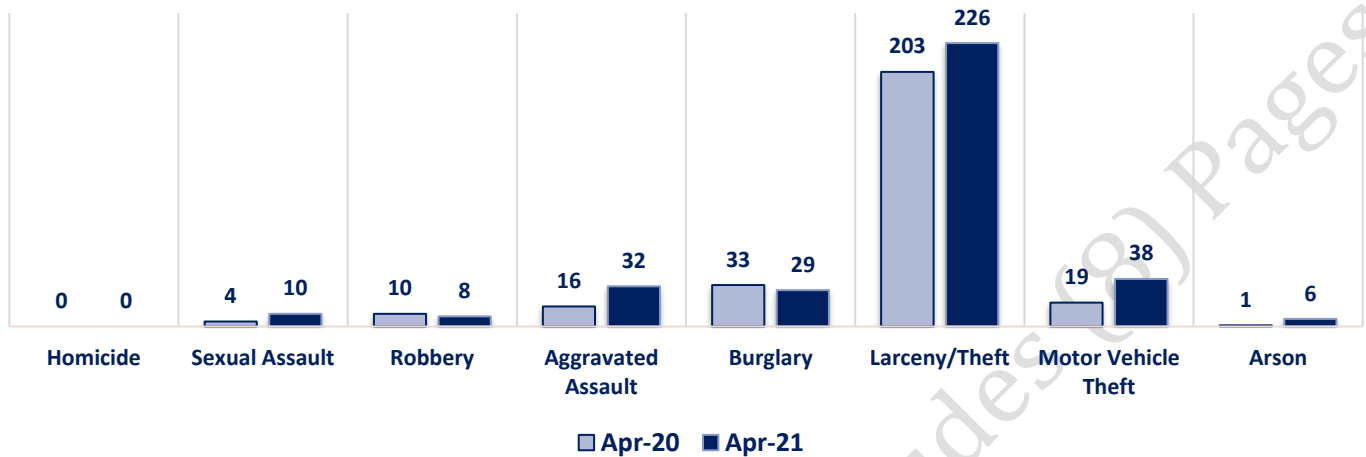
Offenses

	OFFENSE	APR 20	APR 21	OFFENSE	APR 20	APR 21
PART I OFFENSES	Homicide	0	0	Other Assaults	106	119
	Sexual Assault	4	10	Forgery/Counterfeit	9	5
	Robbery	10	8	Fraud	49	38
	Aggravated Assault	16	32	Embezzlement	0	1
	Burglary	33	29	Stolen Property	5	16
	Larceny/Theft	203	226	Vandalism	73	120
	Motor Vehicle Theft	19	38	Weapons	4	4
	Arson	1	6	Prostitution	1	0
	PART I TOTALS	286	349	Sex Offenses	2	8
NON-UCR OFFENSES	Ambulance Calls	74	70	Drug Abuse	50	49
	Deaths	8	5	Gambling	0	0
	Missing Persons	12	14	Family Offenses	43	55
	Suicides	3	0	DUI	5	12
	Suspicious Activity	42	35	Liquor Laws	1	3
	Traffic Accidents	38	64	Drunkenness	28	16
	All Other	298	302	Disorderly Conduct	17	26
	NON-UCR TOTALS	475	490	All Other Offenses	207	235
	PART I OFFENSES	286	349	Curfew/Loitering	0	0
TOTALS	PART II OFFENSES	608	707	Runaway	8	0
	NON-UCR OFFENSES	475	490	PART II TOTALS	608	707
	TOTAL	1369	1546			

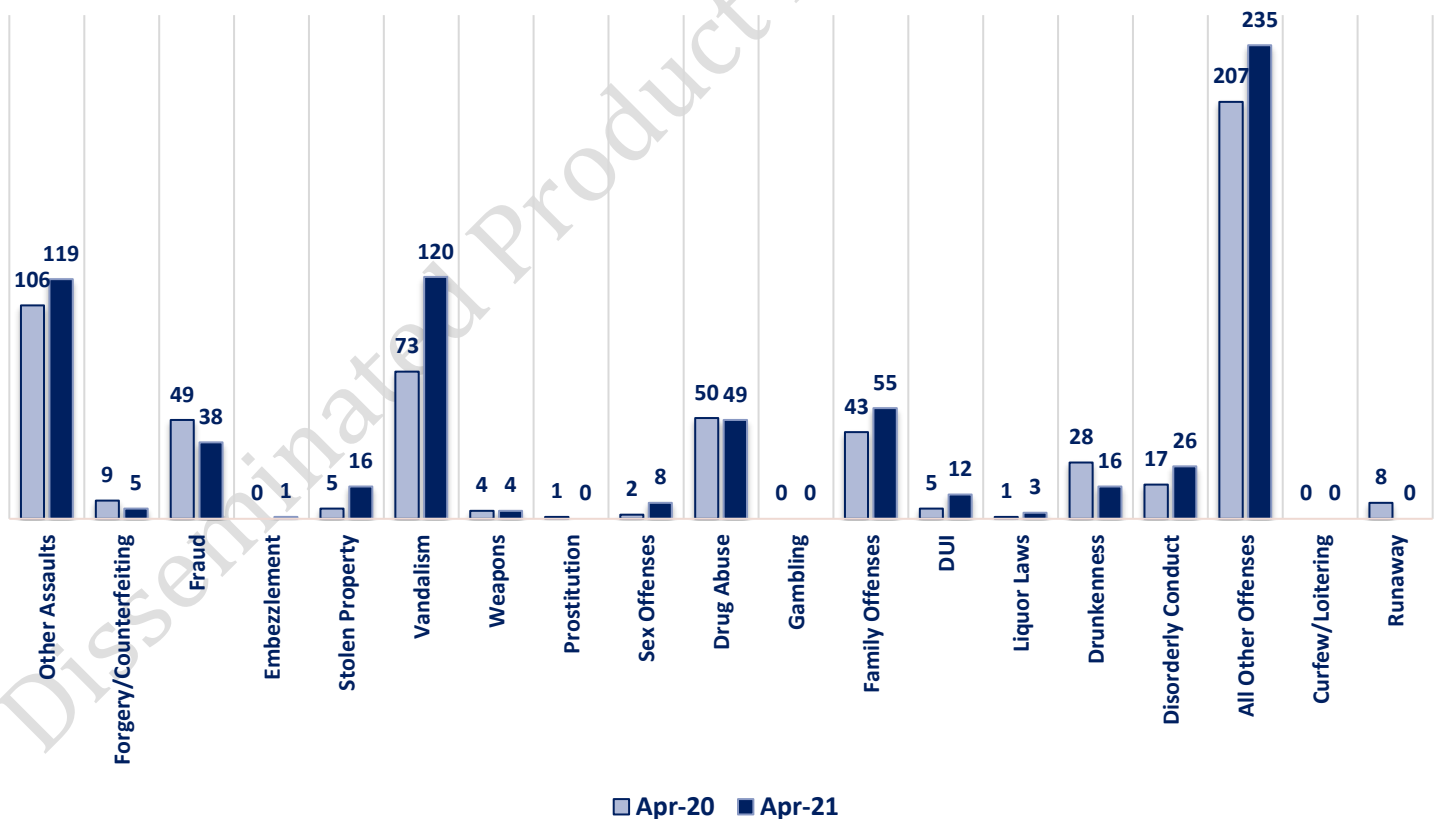
APRIL 2021- PART I & II OFFENSE PERCENTAGES



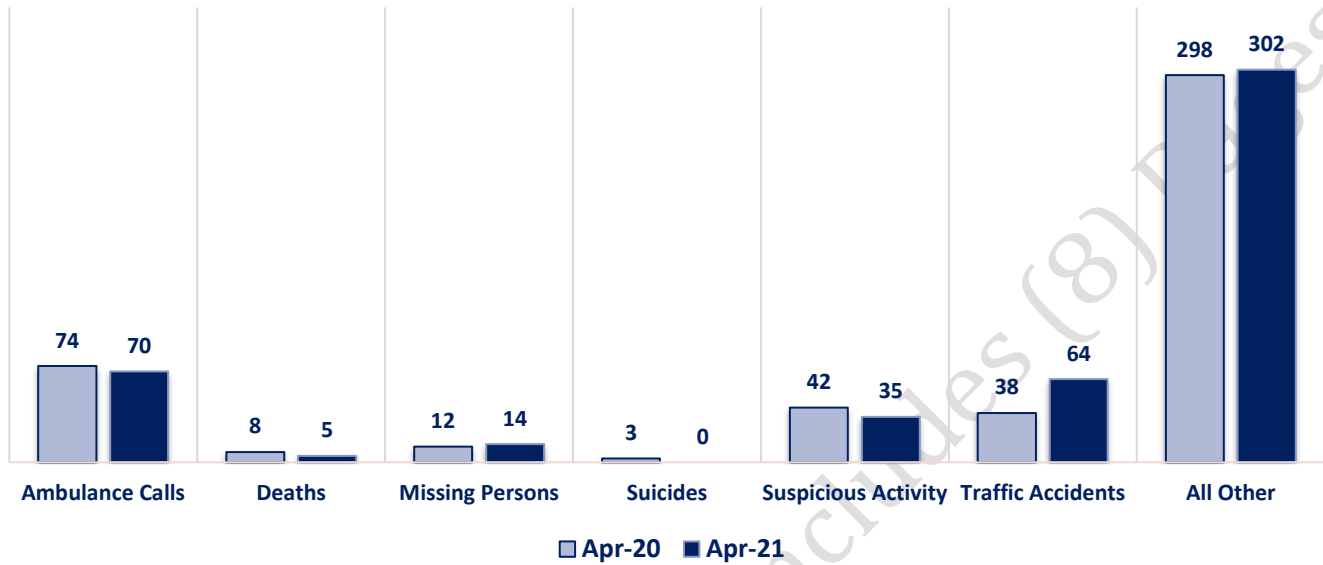
Part I Offenses



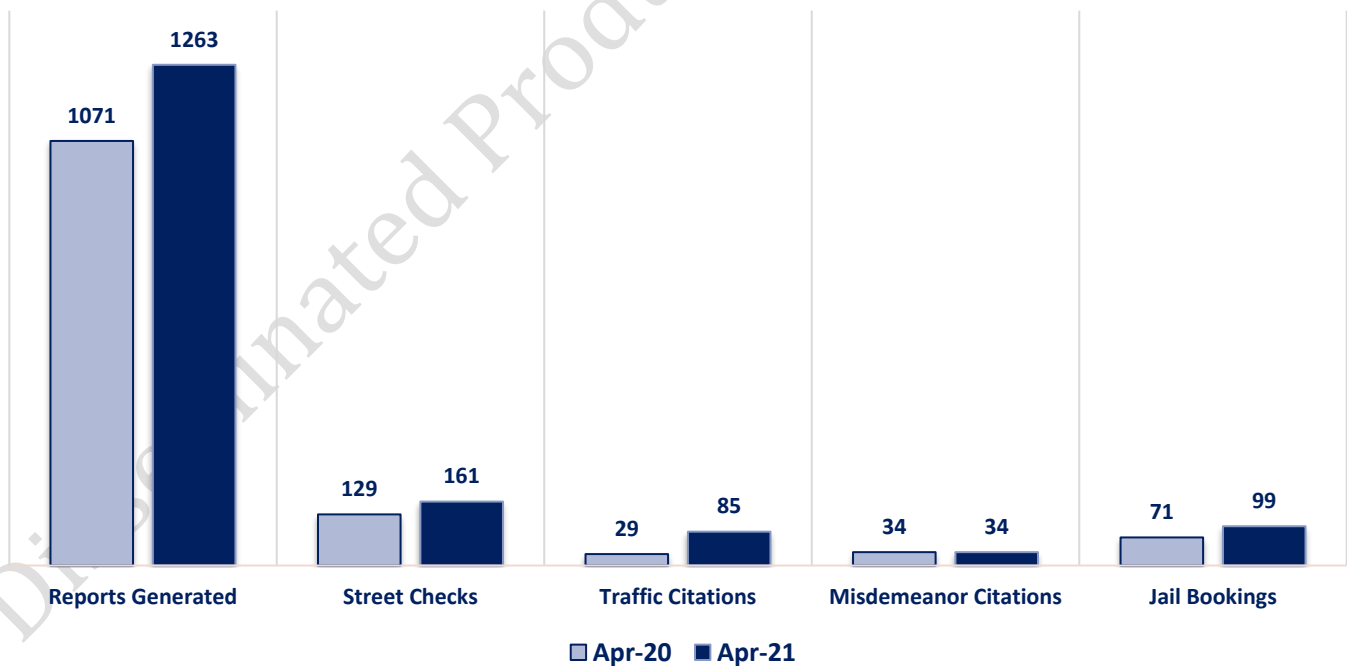
Part II Offenses



Non-UCR Offenses

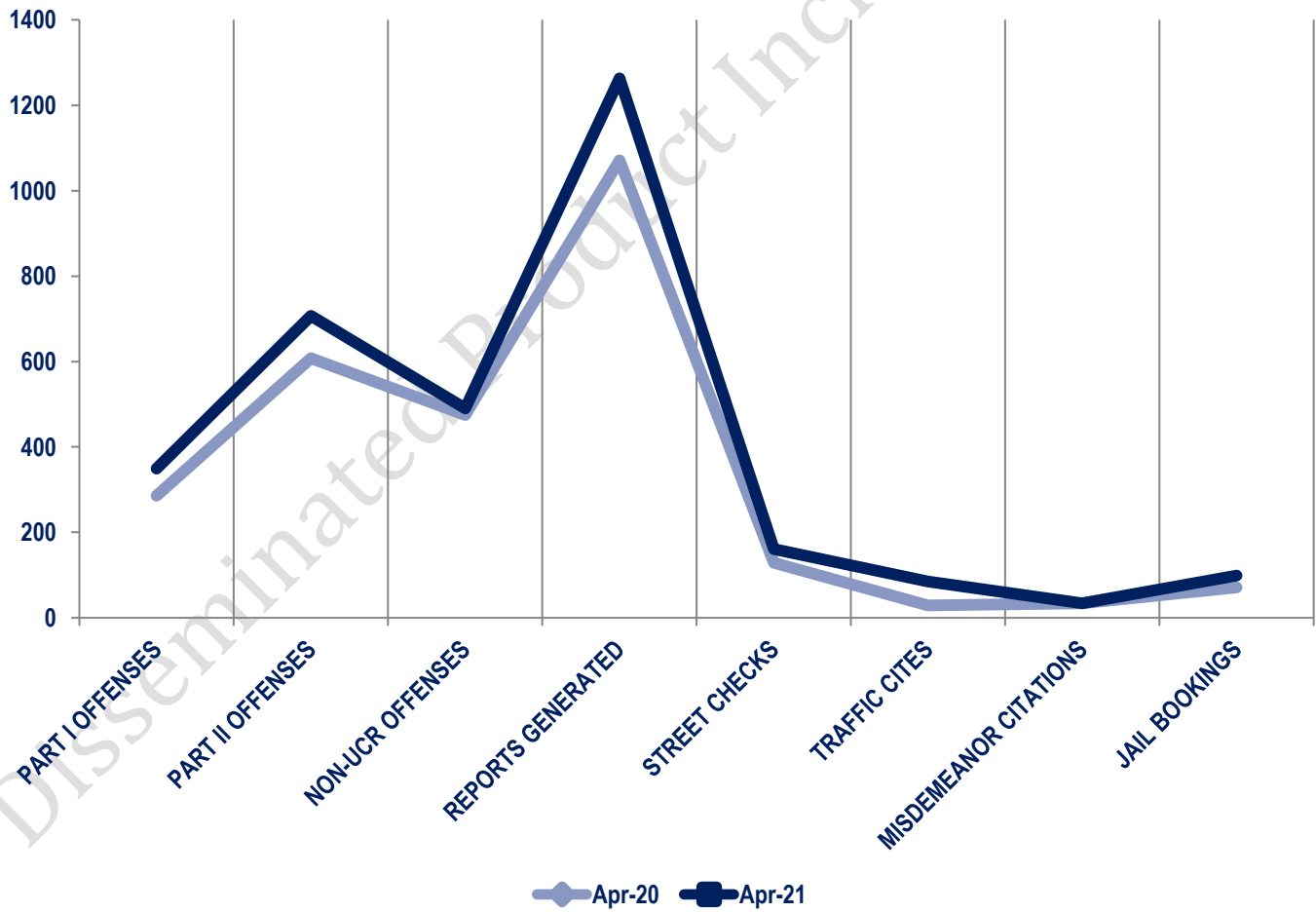


Other Event Totals



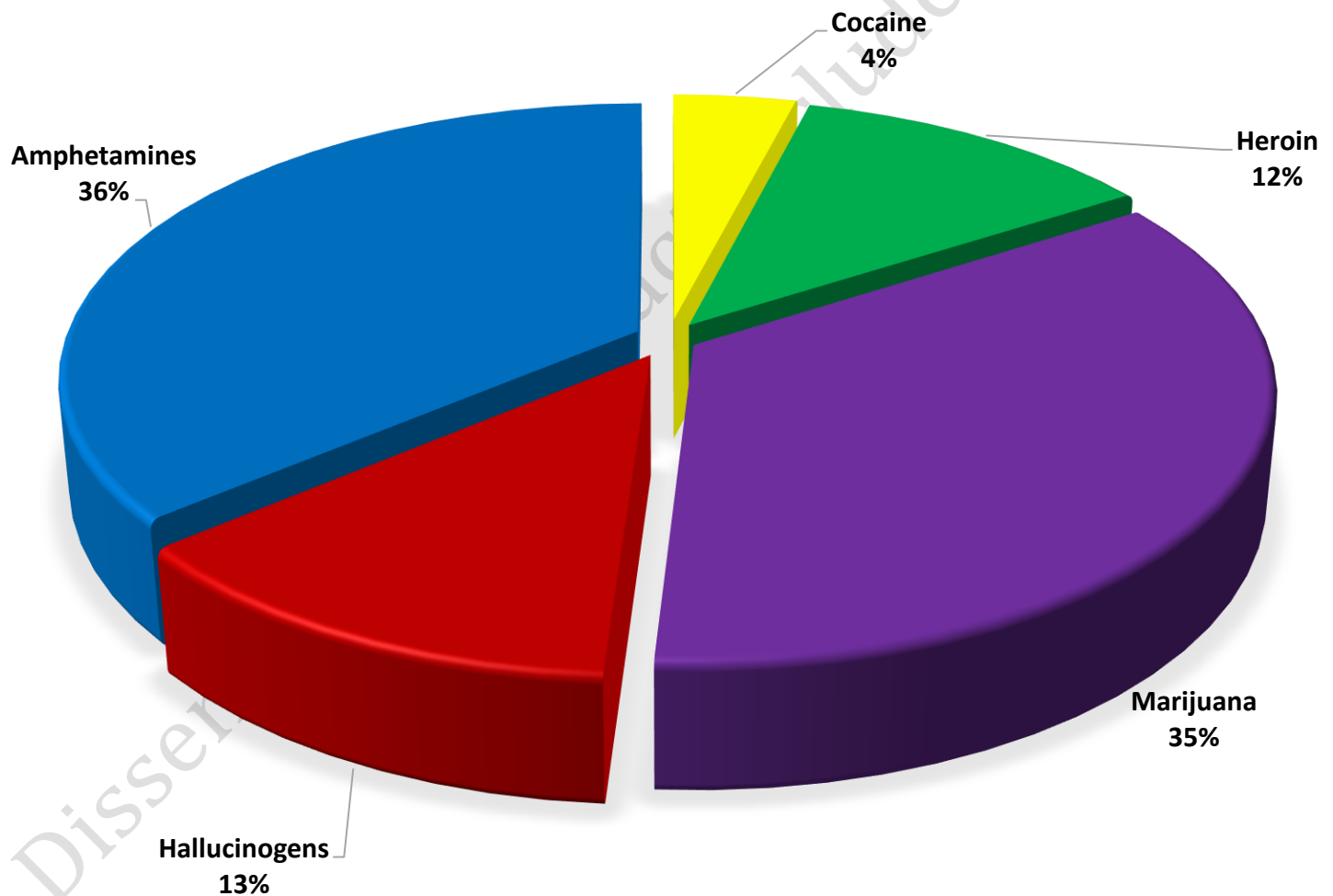
Combined Offense/Event Trends

	APR 2020	APR 2021
Part I Offenses	286	349
Part II Offenses	608	707
NonUCR Offenses	475	490
Reports Generated	1071	1263
Street Checks	129	161
Traffic Citations	29	85
Misdemeanor Citations	34	34
Jail Bookings	71	99

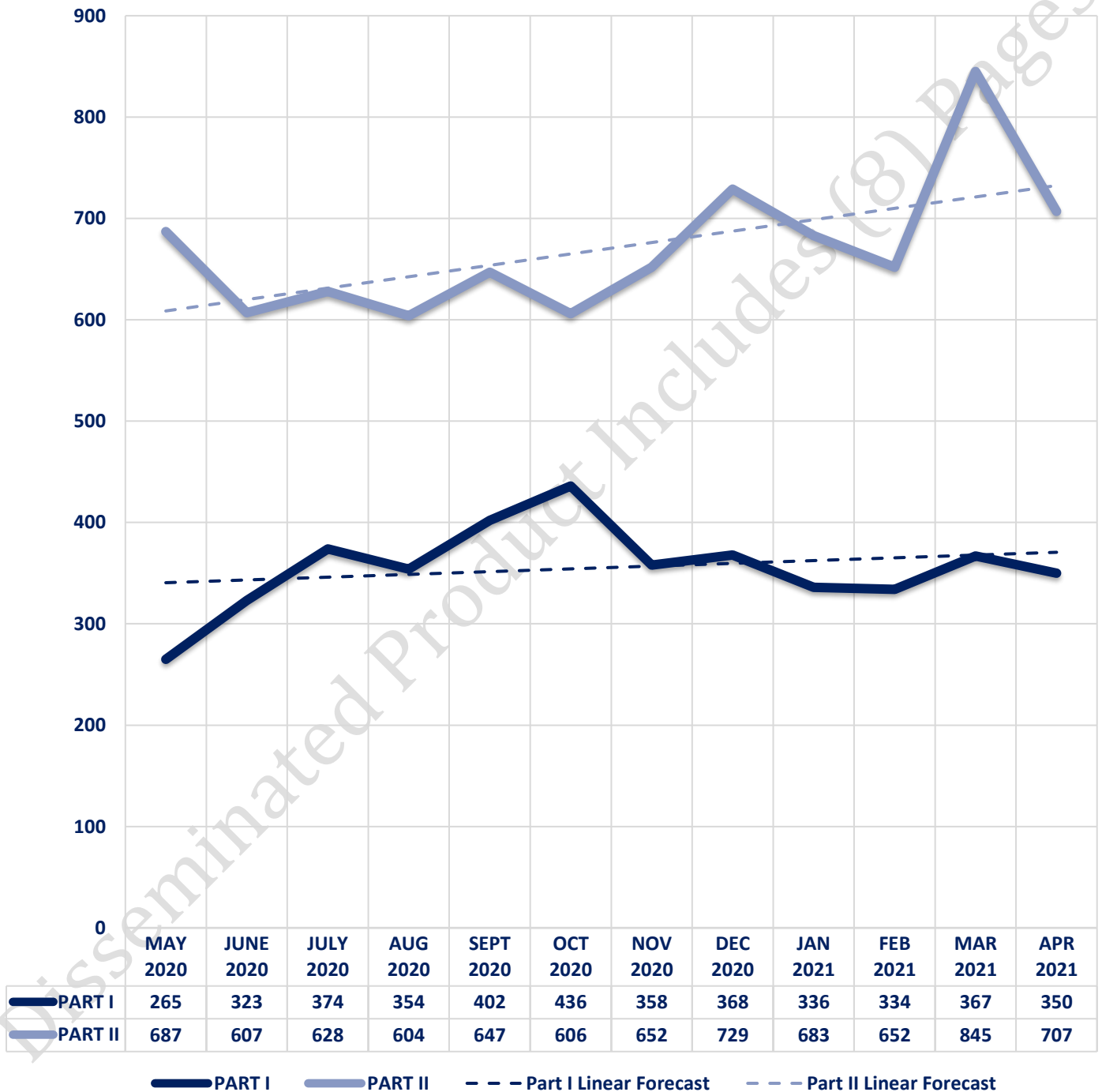


Seized Drugs

TYPE	DOSES	STREET VALUE
Cocaine	45.0	\$ 450.00
Heroin	133.6	\$ 1,336.00
Marijuana	393.1	\$ 2,358.37
Hallucinogens	143.5	\$ 287.05
Amphetamines	405.0	\$ 4,050.00
TOTAL	1120.2	\$ 8,481.42



Part I & II Offenses - One Year





CITY COUNCIL DISTRICT #4

MONTHLY OFFENSE SUMMARY

MAY 2021

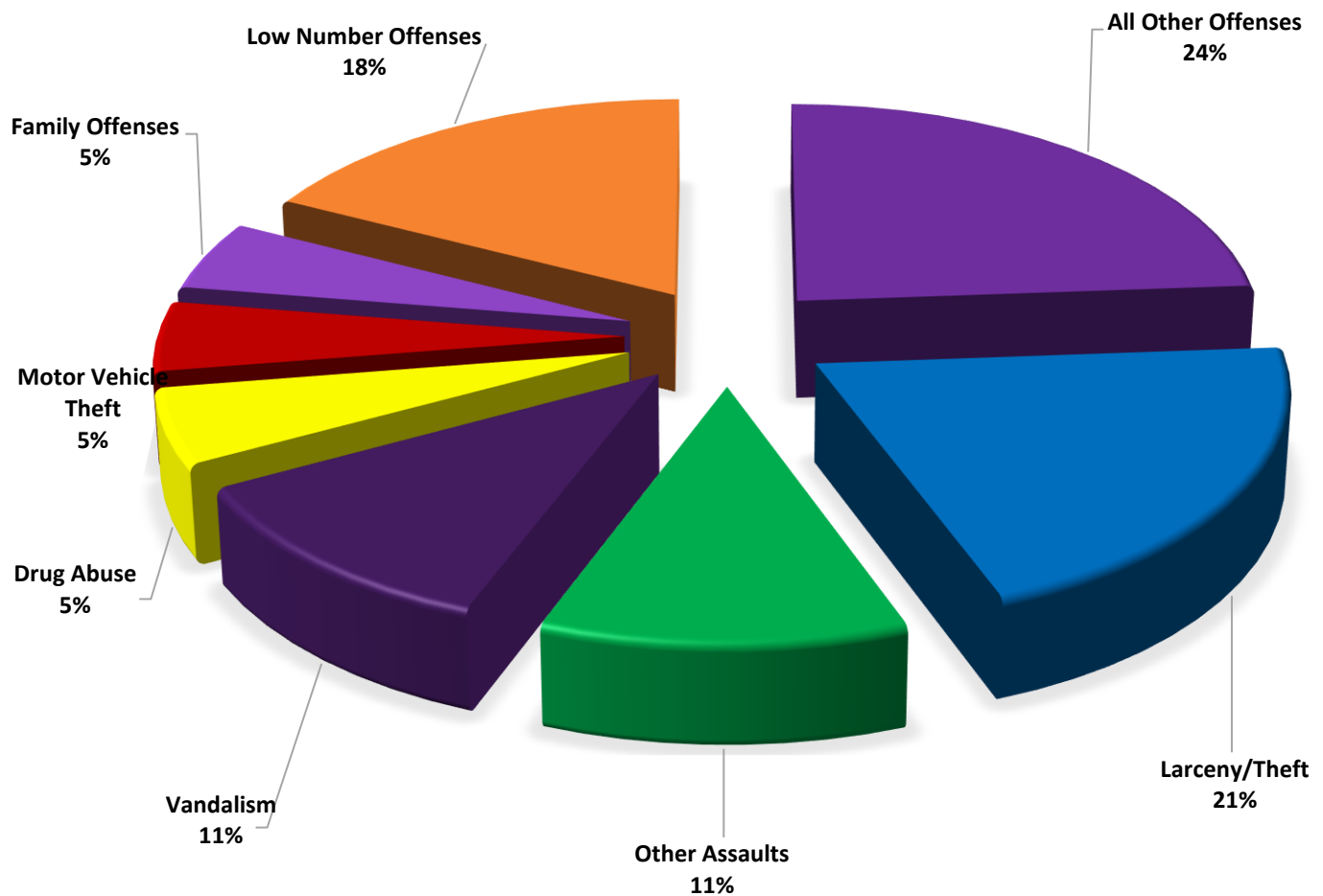
These figures represent preliminary counts of original Police Incident Reports and include all offenses within the above listed City Council District only. Full statistical analysis to determine the confidence level of this data has not been performed. The results contained herein are approximate in relation to the listed area and may not fully coincide with data shown in other areas of SLCPD's Crime Statistics page such as Calls for Service, Crimes Trending, and Crime Reports due to and reflective of departmental procedures that were in place at the time the event occurred and the date this data was compiled. Results displayed are not distinguished as attempted or completed crimes, do not include other calls for police service, and only represent police service where a report was made. Police Incident Reports are classified by primary offense categories as defined by the Uniform Crime Reporting (UCR) system, however for this report all offenses are included, and each incident may have more than one offense listed on it. In cases where there is more than one offense listed, all offenses are counted individually. Although every reasonable verification effort is made, the accuracy of any data is subject to the constraints of the report generation process as well as the manner, format, and point in time of any query.

PART I OFFENSES:	Chosen by the FBI as Part I Offenses because they are serious crimes that occur with regularity in all areas of the country and are likely to be reported to Police.
PART II OFFENSES:	All other crimes other than the eight Part I Offenses. The Uniform Crime Reporting Program gathers only arrest data for Part II Offenses, however, SLCPD results displayed in this document display all Part II Offenses, regardless of the presence of arrest data.
ALL OTHER OFFENSES:	Under the Part II Offense section, 'All Other Offenses' include Peeping Tom, Trespass, Kidnap/Abduction, Pornography, Extortion/Blackmail, Bribery, Warrants, Sexual Offenses, Obstruction, Public Peace, and Hit & Run.
NON-UCR OFFENSES:	Non-UCR Offenses include reports for all other offenses not classified as a Part I or Part II Offense. Results displayed separate some of these offenses such as Ambulance Calls, Deaths, Missing Persons, Suicides, Suspicious Activity, and Traffic Accidents.
ALL OTHER NON-UCR:	Under the Non-UCR category, 'All Other' include the remainder of offenses not classified as Part I or Part II and not separated from the Non-UCR Offenses. These include things such as Loud Parties, Barking Dogs, Mentally Ill Subjects, Citizen Assistance, etc.
LOW NUMBER OFFENSES:	On page two, in the interest of space and allowing for easier viewing, the category titled 'Low Number Offenses' include Part I and Part II Offenses from page one that have totals under the amount of 36.

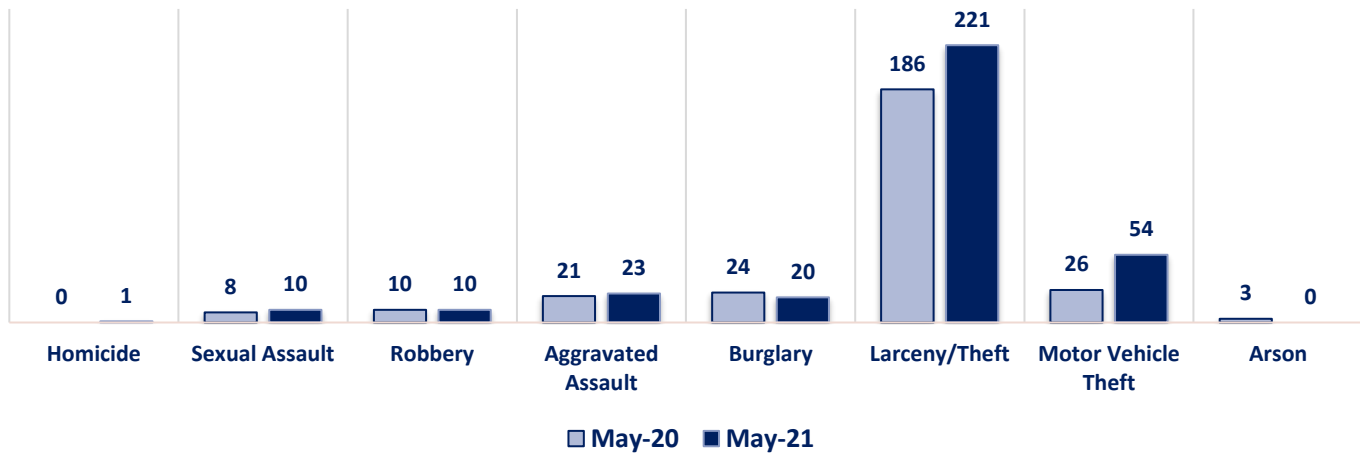
Offenses

PART I OFFENSES	OFFENSE	MAY 20	MAY 21	OFFENSE	MAY 20	MAY 21	PART II OFFENSES
	Homicide	0	1	Other Assaults	97	123	
	Sexual Assault	8	10	Forgery/Counterfeit	12	7	
	Robbery	10	10	Fraud	51	36	
	Aggravated Assault	21	23	Embezzlement	0	0	
	Burglary	24	20	Stolen Property	5	8	
	Larceny/Theft	186	221	Vandalism	106	122	
	Motor Vehicle Theft	26	54	Weapons	8	6	
	Arson	3	0	Prostitution	1	0	
NON-UCR OFFENSES	PART I TOTALS	278	339	Sex Offenses	4	9	PART II OFFENSES
	Ambulance Calls	67	61	Drug Abuse	59	58	
	Deaths	6	12	Gambling	0	0	
	Missing Persons	16	17	Family Offenses	64	54	
	Suicides	2	4	DUI	7	11	
	Suspicious Activity	27	50	Liquor Laws	2	3	
	Traffic Accidents	65	83	Drunkenness	27	20	
	All Other	319	345	Disorderly Conduct	47	24	
	NON-UCR TOTALS	502	572	All Other Offenses	211	257	
TOTALS	PART I OFFENSES	278	339	Curfew/Loitering	0	0	PART II OFFENSES
	PART II OFFENSES	705	738	Runaway	4	0	
	NON-UCR OFFENSES	502	572	PART II TOTALS	705	738	
	TOTAL	1485	1649				

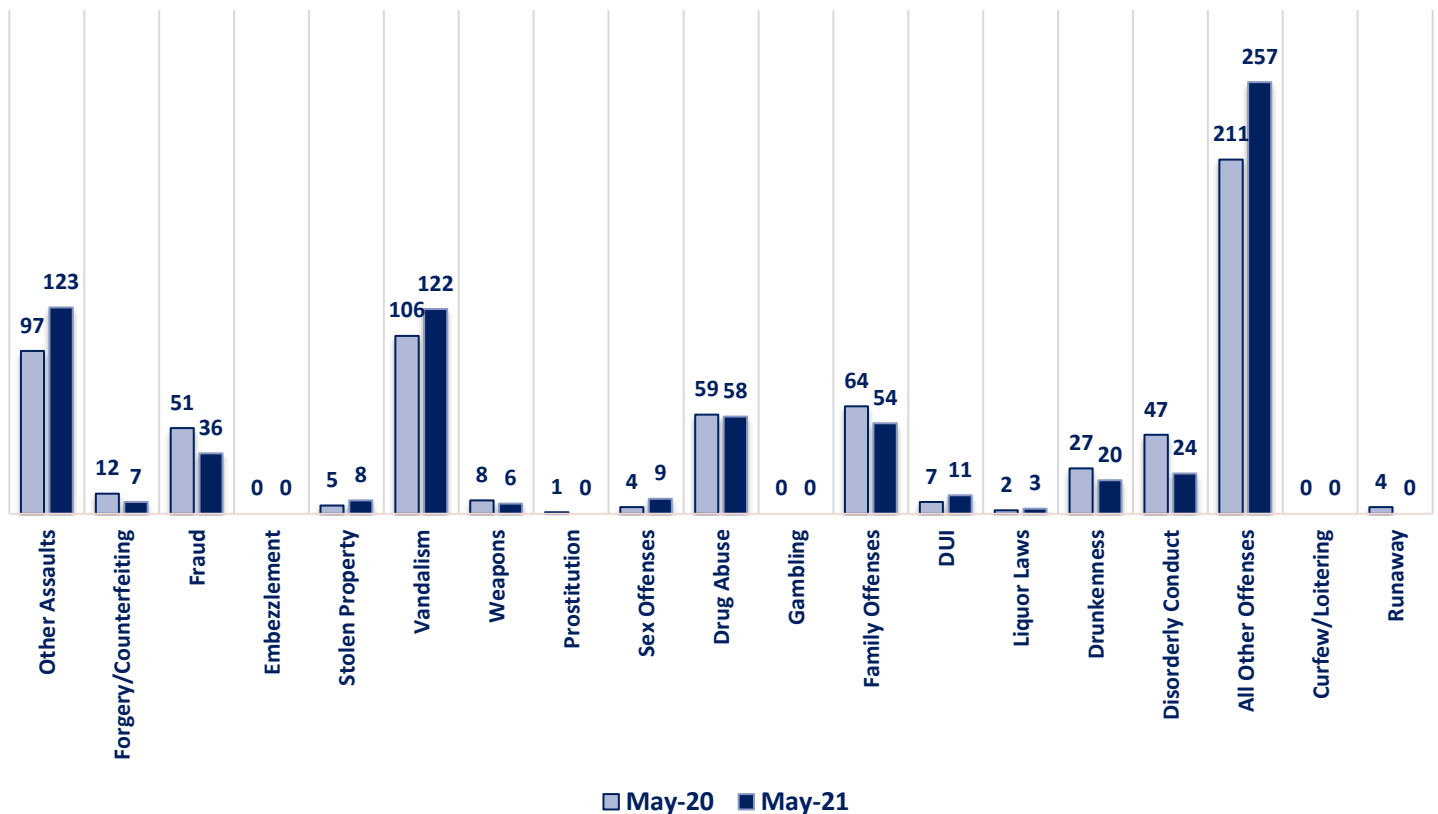
MAY 2021 - PART I & II OFFENSE PERCENTAGES



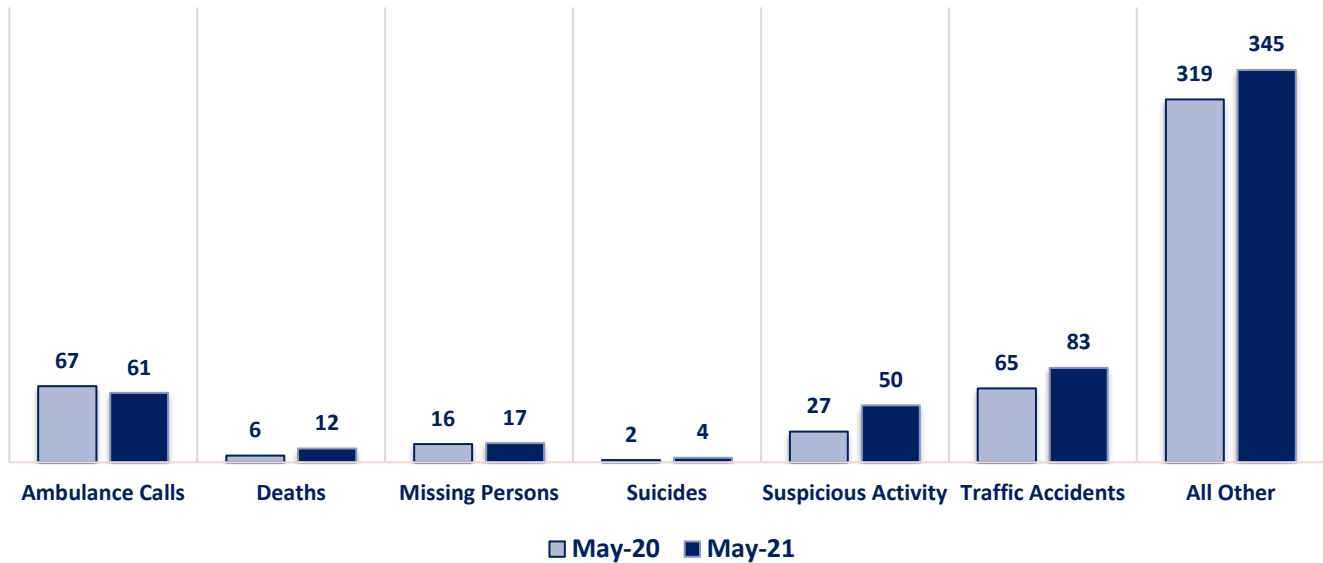
Part I Offenses



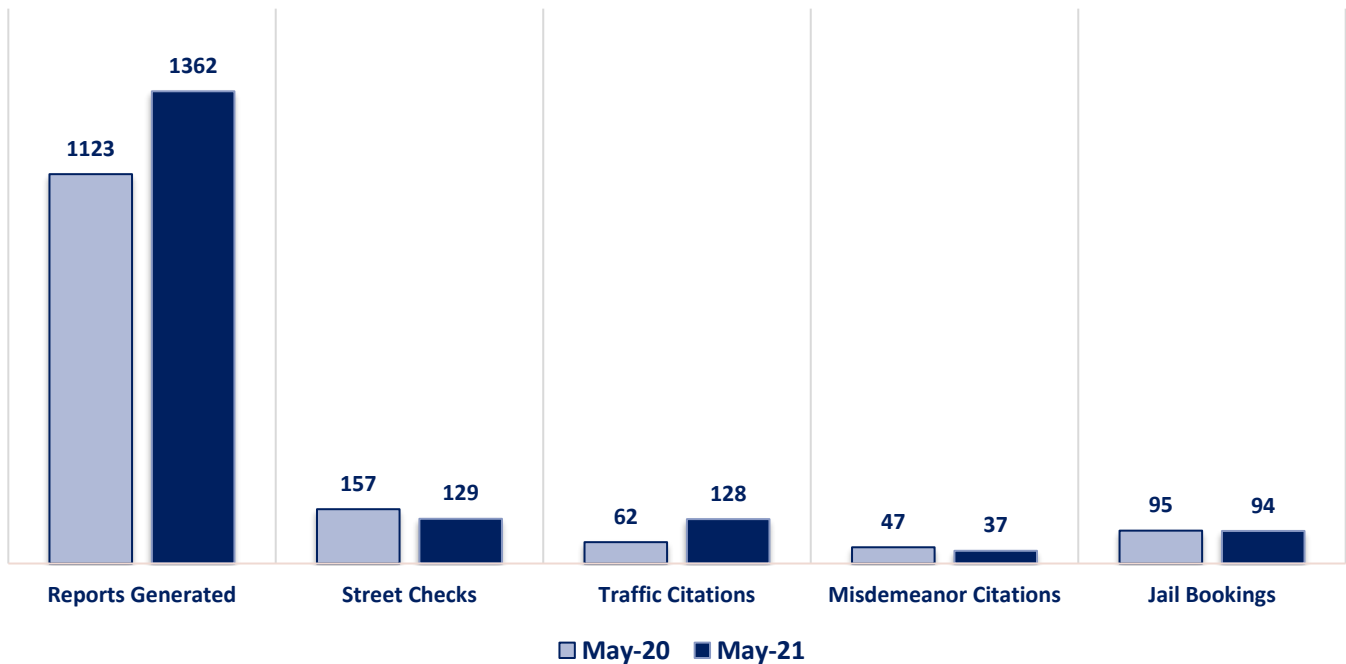
Part II Offenses



Non-UCR Offenses

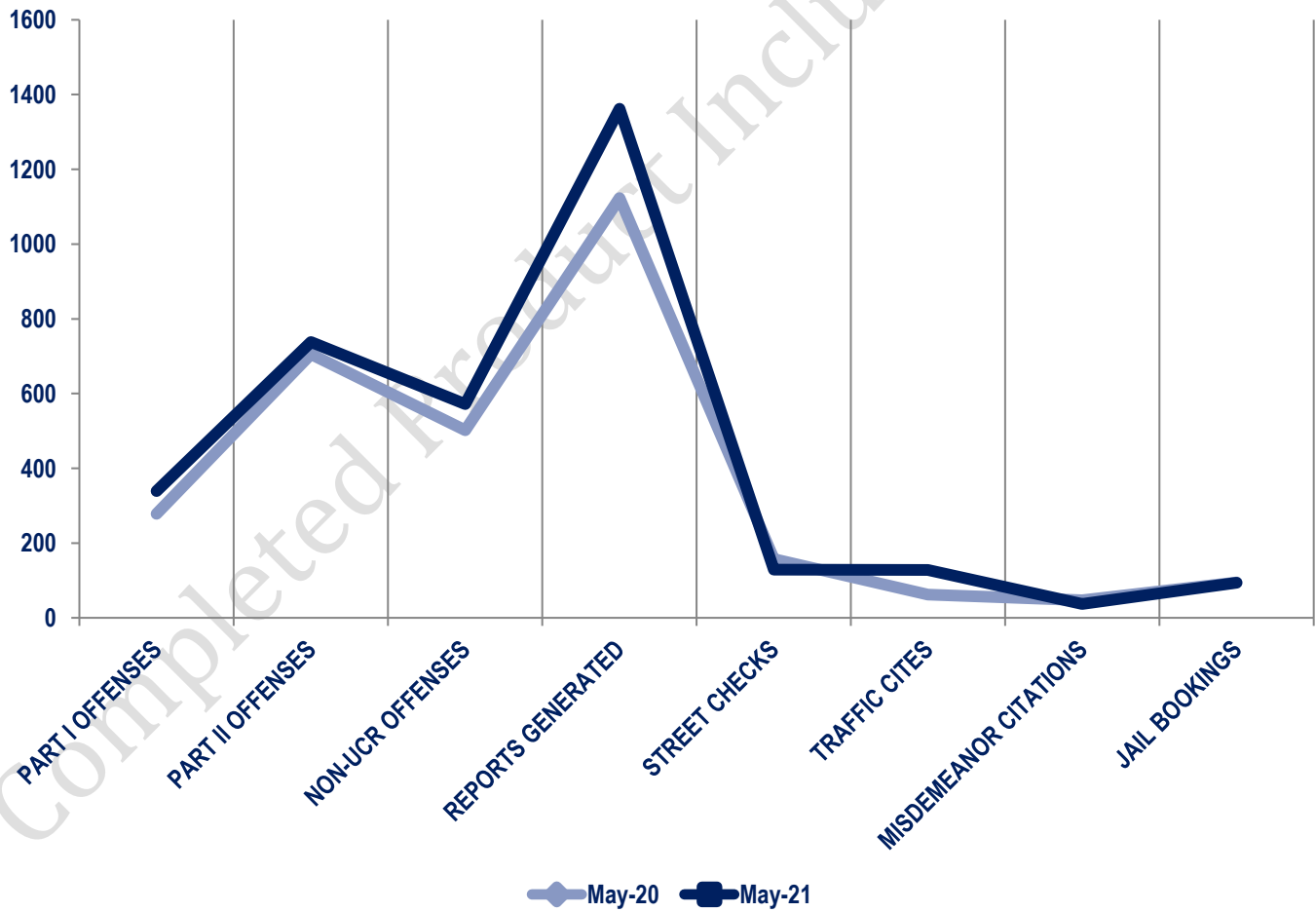


Other Event Totals



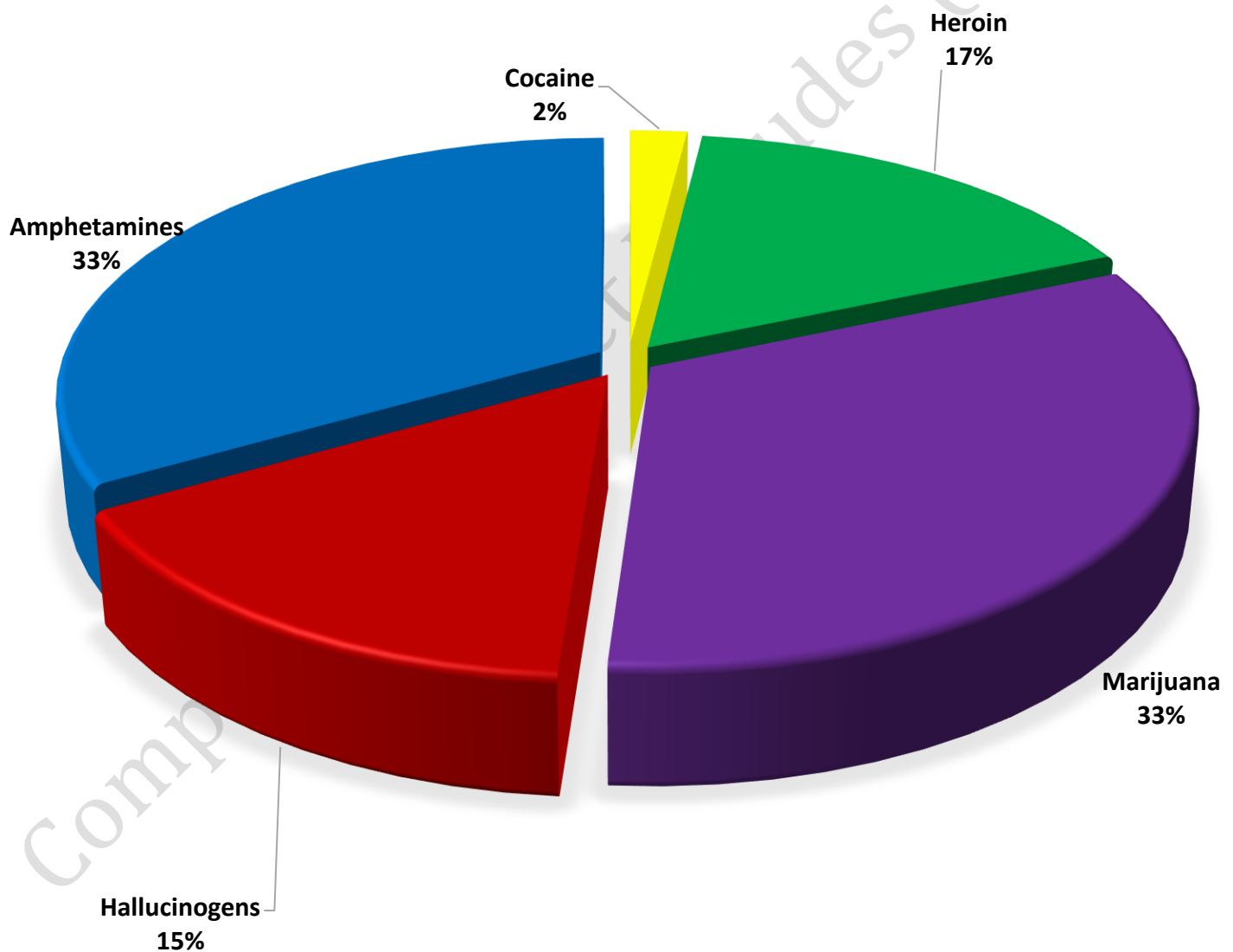
Combined Offense/Event Trends

	MAY 2020	MAY 2021
Part I Offenses	278	339
Part II Offenses	705	738
NonUCR Offenses	502	572
Reports Generated	1123	1362
Street Checks	157	129
Traffic Citations	62	128
Misdemeanor Citations	47	37
Jail Bookings	95	94

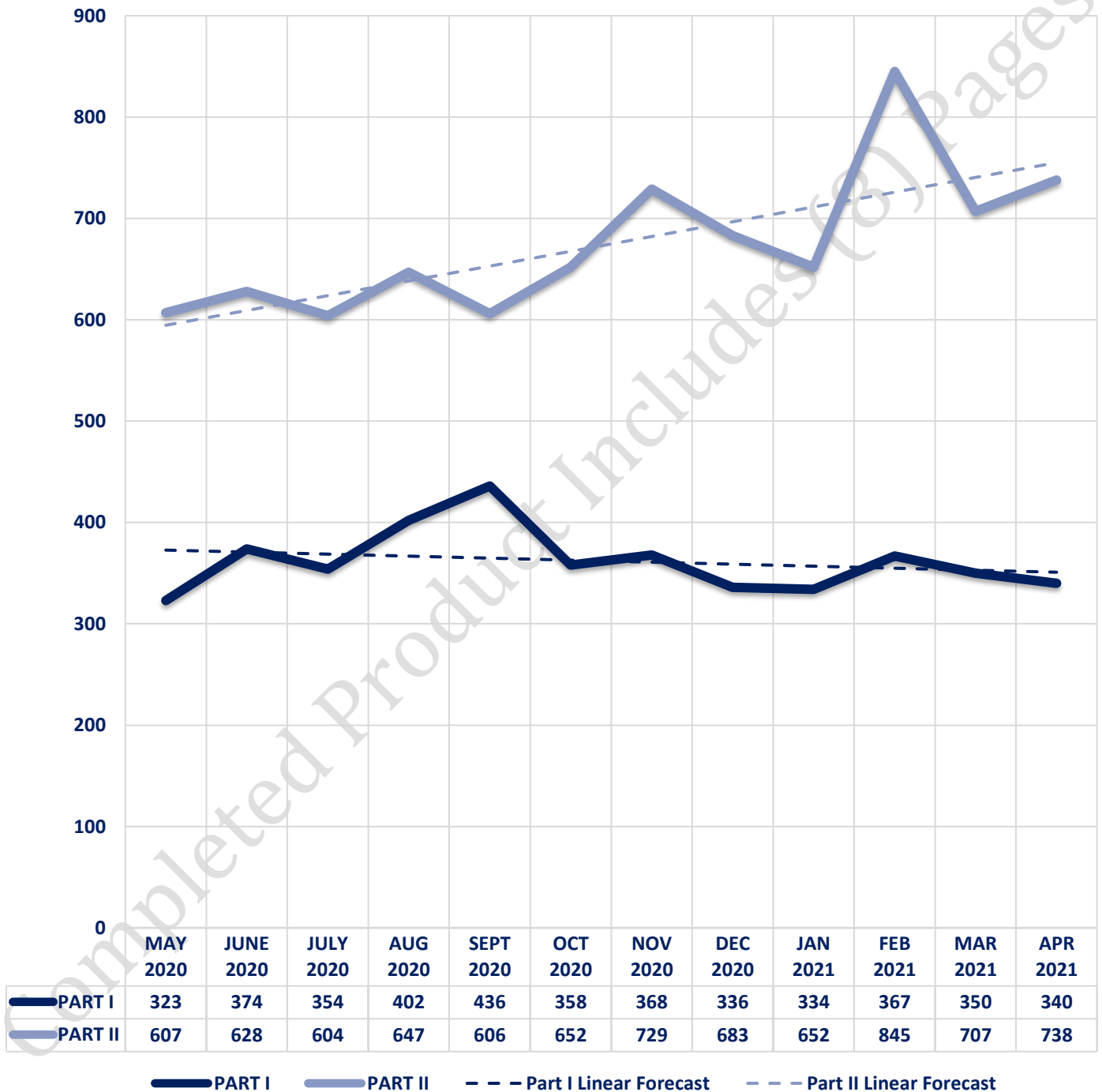


Seized Drugs

TYPE	DOSES	STREET VALUE
Cocaine	24.0	\$ 240.00
Heroin	202.0	\$ 2,020.00
Marijuana	396.8	\$ 2,380.70
Hallucinogens	189.4	\$ 378.73
Amphetamines	405.0	\$ 4,050.00
TOTAL	1217.1	\$ 9,069.42



Part I & II Offenses - One Year





CITY COUNCIL DISTRICT #4

MONTHLY OFFENSE SUMMARY

June 2021

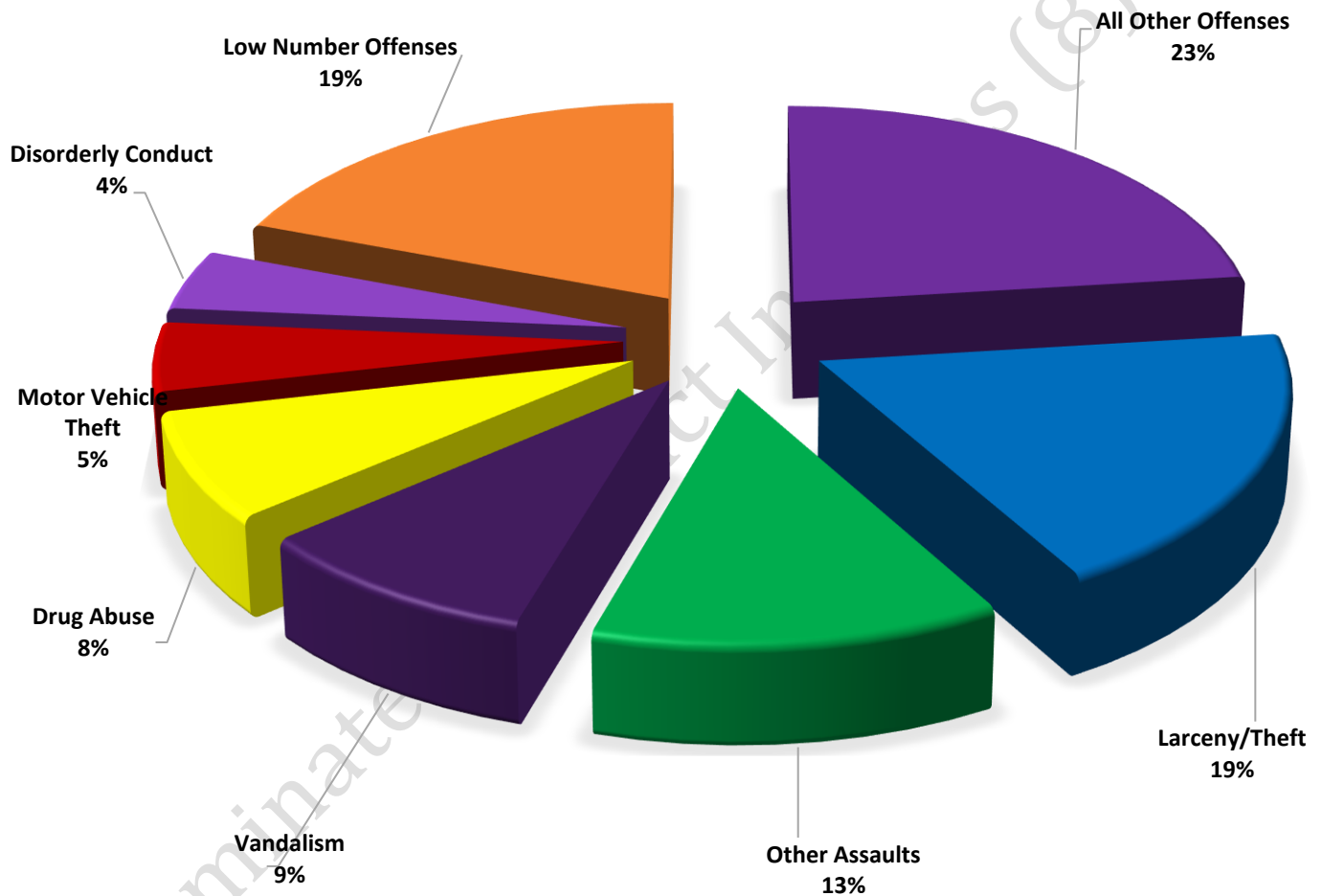
These figures represent preliminary counts of original Police Incident Reports and include all offenses within the above listed City Council District only. Full statistical analysis to determine the confidence level of this data has not been performed. The results contained herein are approximate in relation to the listed area and may not fully coincide with data shown in other areas of SLCPD's Crime Statistics page such as Calls for Service, Crimes Trending, and Crime Reports due to and reflective of departmental procedures that were in place at the time the event occurred and the date this data was compiled. Results displayed are not distinguished as attempted or completed crimes, do not include other calls for police service, and only represent police service where a report was made. Police Incident Reports are classified by primary offense categories as defined by the Uniform Crime Reporting (UCR) system, however for this report all offenses are included, and each incident may have more than one offense listed on it. In cases where there is more than one offense listed, all offenses are counted individually. Although every reasonable verification effort is made, the accuracy of any data is subject to the constraints of the report generation process as well as the manner, format, and point in time of any query.

PART I OFFENSES:	Chosen by the FBI as Part I Offenses because they are serious crimes that occur with regularity in all areas of the country and are likely to be reported to Police.
PART II OFFENSES:	All other crimes other than the eight Part I Offenses. The Uniform Crime Reporting Program gathers only arrest data for Part II Offenses, however, SLCPD results displayed in this document display all Part II Offenses, regardless of the presence of arrest data.
ALL OTHER OFFENSES:	Under the Part II Offense section, 'All Other Offenses' include Peeping Tom, Trespass, Kidnap/Abduction, Pornography, Extortion/Blackmail, Bribery, Warrants, Sexual Offenses, Obstruction, Public Peace, and Hit & Run.
NON-UCR OFFENSES:	Non-UCR Offenses include reports for all other offenses not classified as a Part I or Part II Offense. Results displayed separate some of these offenses such as Ambulance Calls, Deaths, Missing Persons, Suicides, Suspicious Activity, and Traffic Accidents.
ALL OTHER NON-UCR:	Under the Non-UCR category, 'All Other' include the remainder of offenses not classified as Part I or Part II and not separated from the Non-UCR Offenses. These include things such as Loud Parties, Barking Dogs, Mentally Ill Subjects, Citizen Assistance, etc.
LOW NUMBER OFFENSES:	On page two, in the interest of space and allowing for easier viewing, the category titled 'Low Number Offenses' include Part I and Part II Offenses from page one that have totals under the amount of 33.

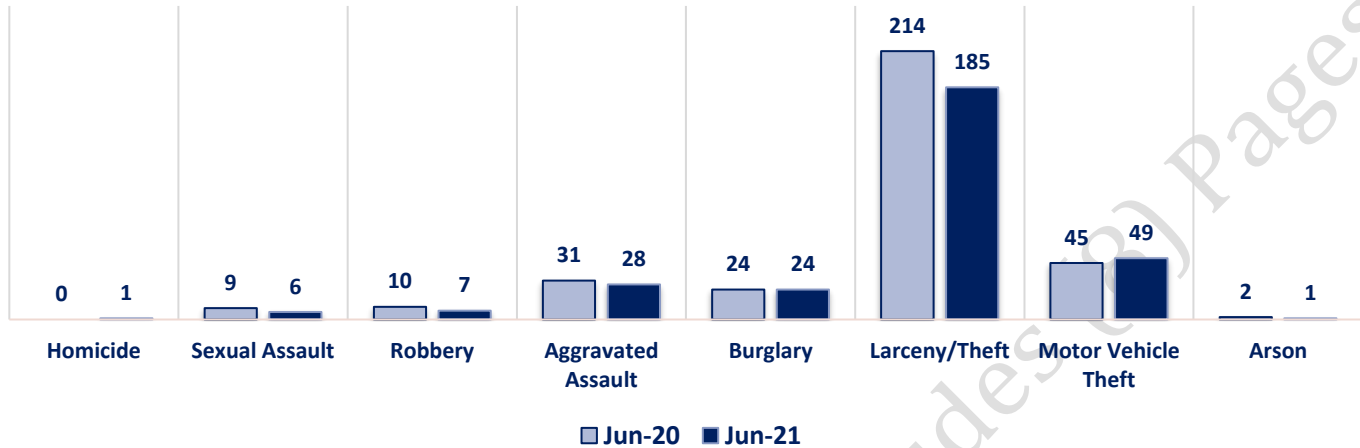
Offenses

PART I OFFENSES		OFFENSE		JUN 20	JUN 21	PART II OFFENSES					
		OFFENSE		JUN 20	JUN 21						
		Homicide		0	1			Other Assaults		110	126
		Sexual Assault		9	6			Forgery/Counterfeit		11	4
		Robbery		10	7			Fraud		59	27
		Aggravated Assault		31	28			Embezzlement		1	0
		Burglary		24	24			Stolen Property		6	8
		Larceny/Theft		214	185			Vandalism		80	91
		Motor Vehicle Theft		45	49			Weapons		6	9
		Arson		2	1			Prostitution		0	0
PART I TOTALS		335	301	Sex Offenses		8	4				
NON-UCR OFFENSES		Ambulance Calls		46	81	Drug Abuse		35	76		
		Deaths		7	3	Gambling		0	0		
		Missing Persons		11	9	Family Offenses		66	33		
		Suicides		0	0	DUI		9	12		
		Suspicious Activity		33	35	Liquor Laws		4	4		
		Traffic Accidents		75	88	Drunkenness		21	22		
		All Other		300	318	Disorderly Conduct		31	43		
		NON-UCR TOTALS		472	534	All Other Offenses		165	228		
PART I OFFENSES		335	301	Curfew/Loitering		0	0				
PART II OFFENSES		623	687	Runaway		11	0				
NON-UCR OFFENSES		472	534	PART II TOTALS		623	687				
TOTAL		1430	1522								

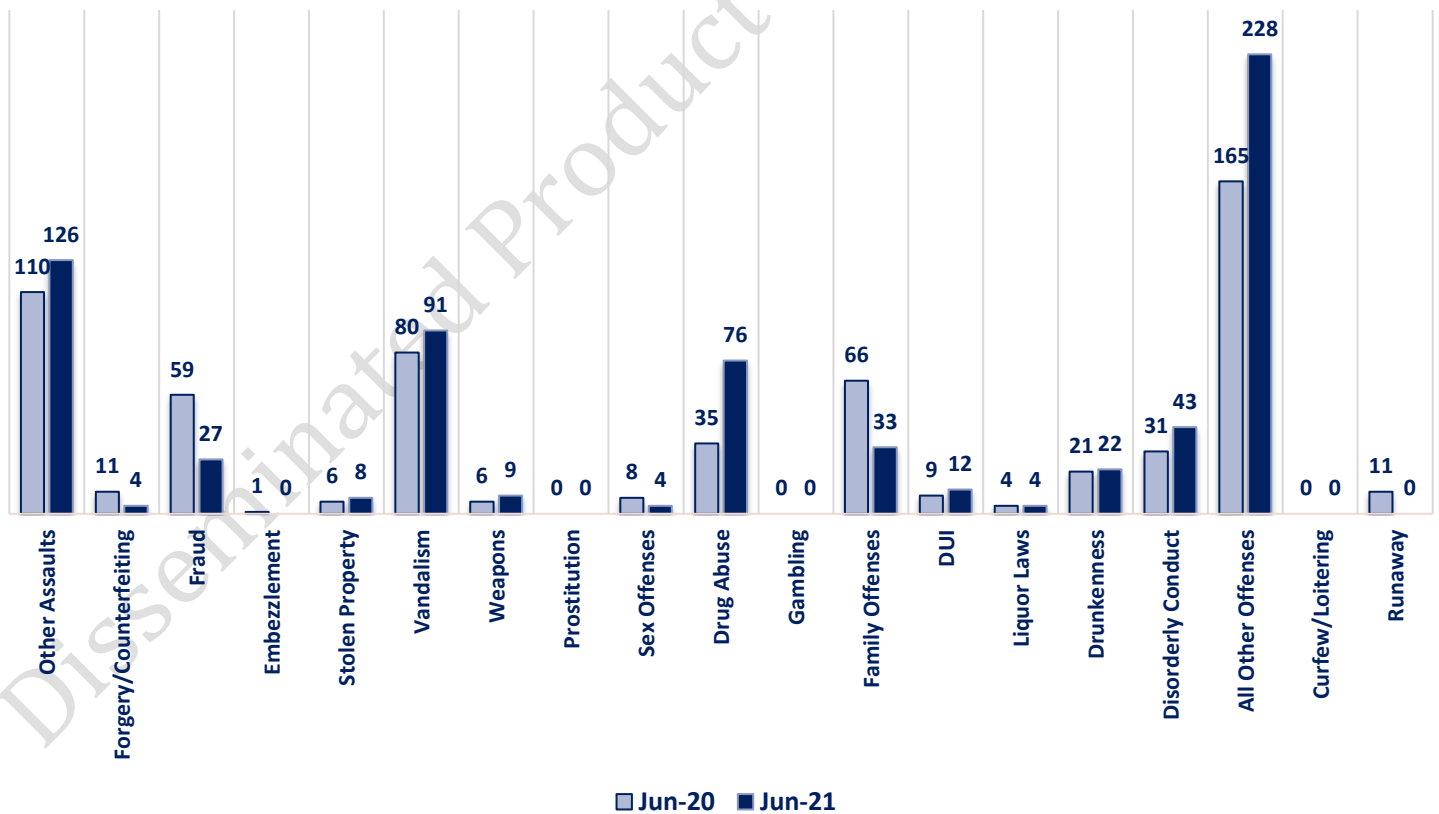
JUNE 2021- PART I & II OFFENSE PERCENTAGES



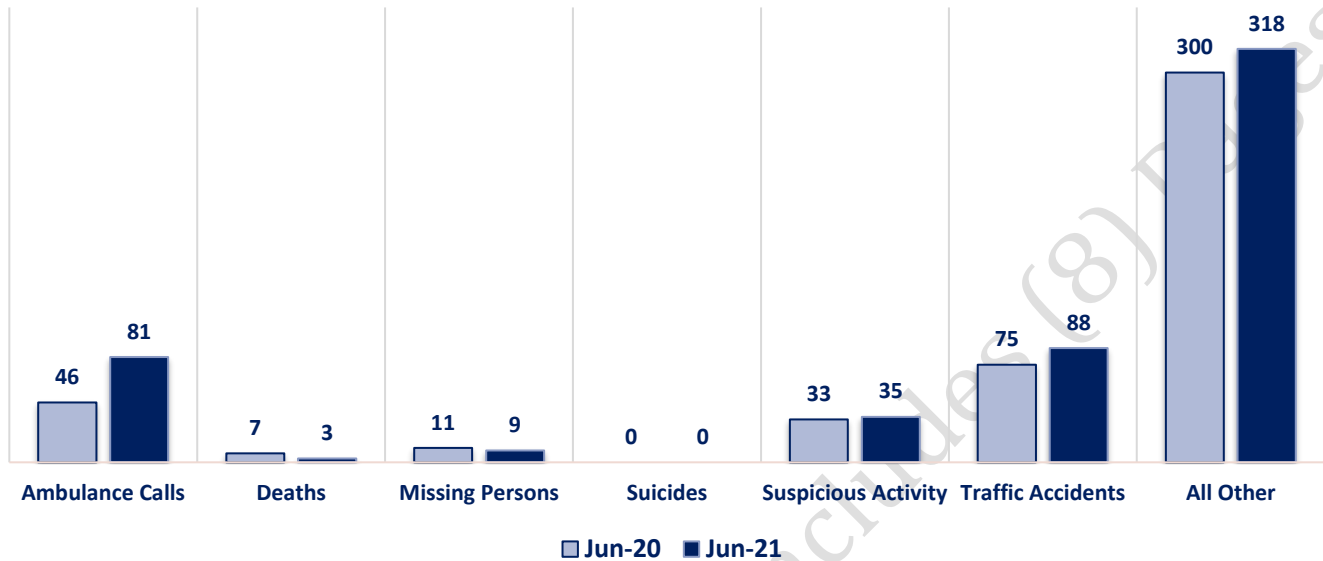
Part I Offenses



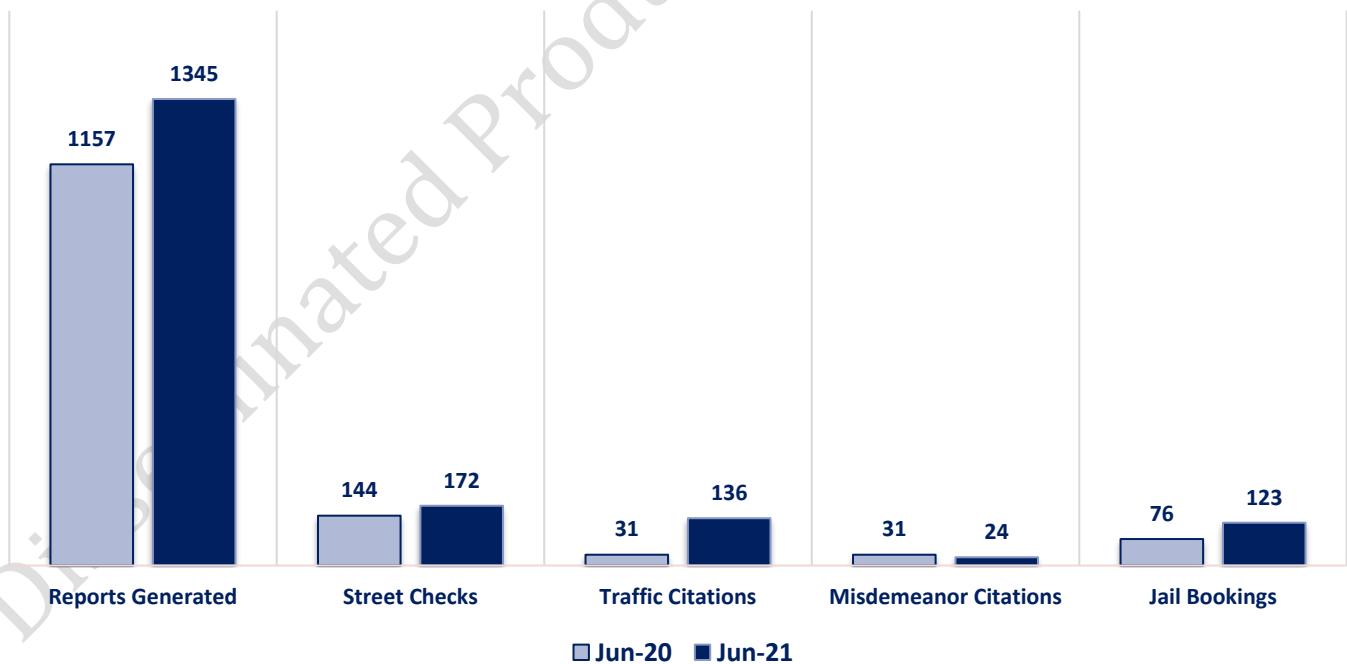
Part II Offenses



Non-UCR Offenses

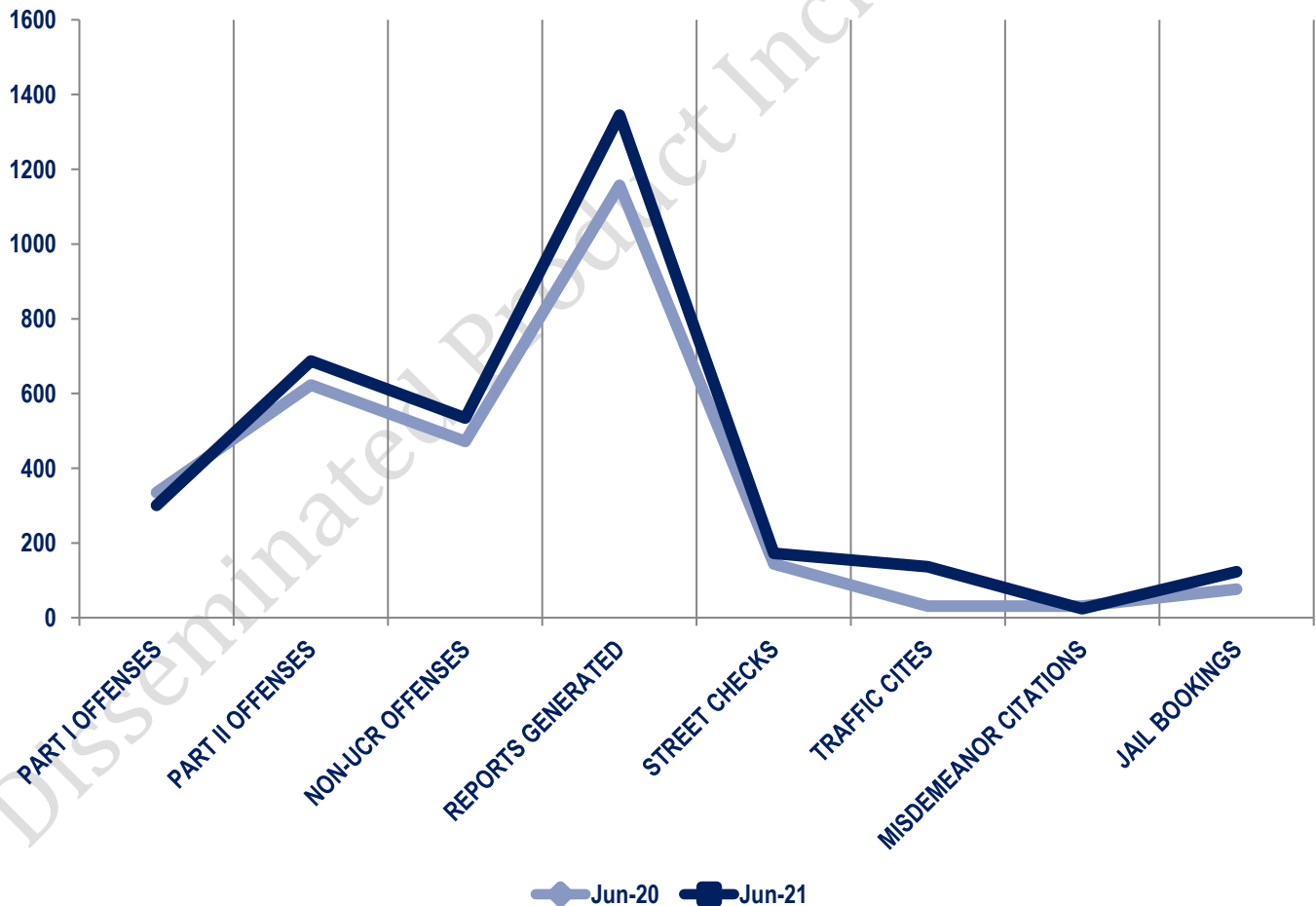


Other Event Totals



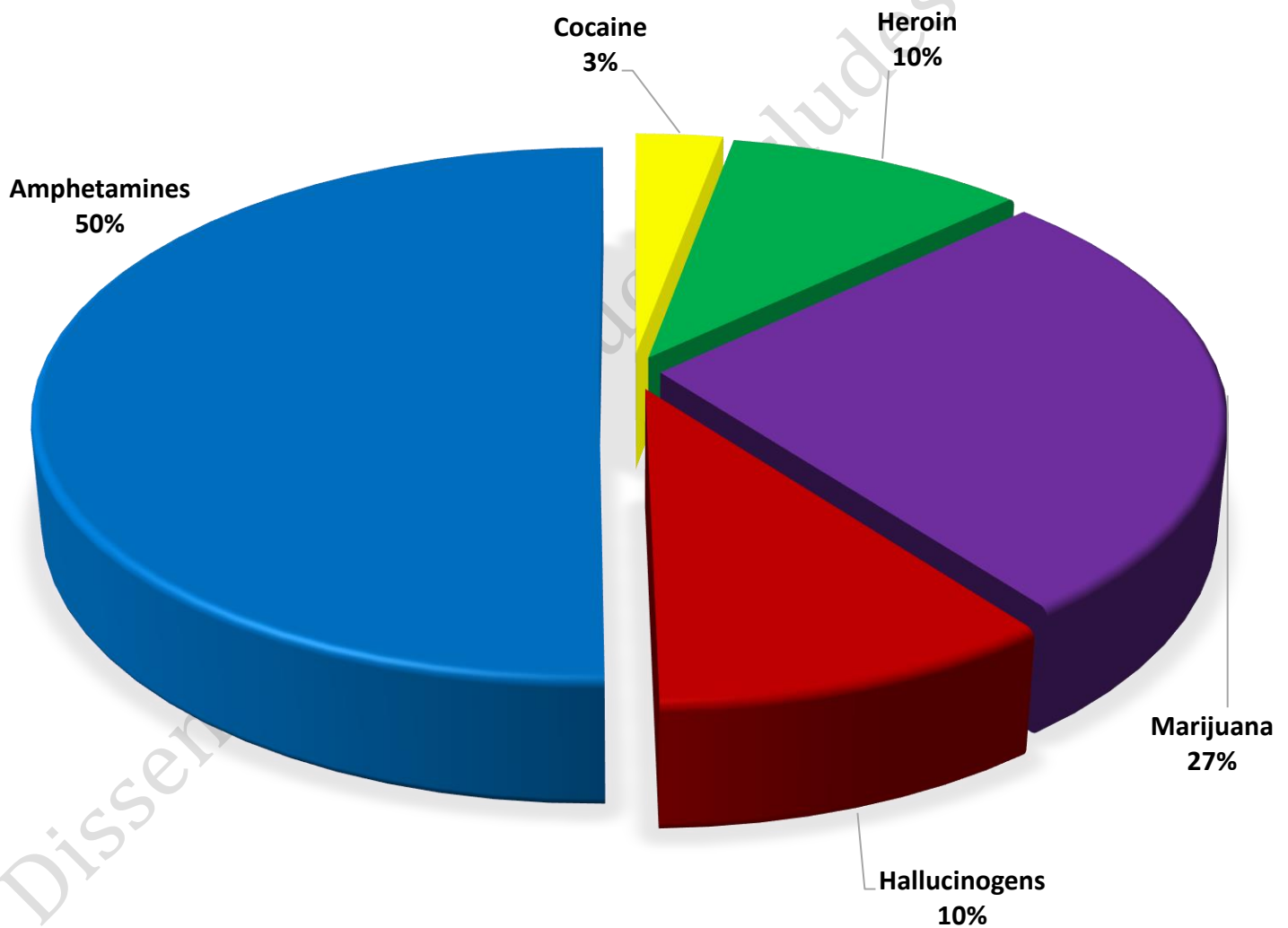
Combined Offense/Event Trends

	JUN 2020	JUN 2021
Part I Offenses	335	301
Part II Offenses	623	687
NonUCR Offenses	472	534
Reports Generated	1157	1345
Street Checks	144	172
Traffic Citations	31	136
Misdemeanor Citations	31	24
Jail Bookings	76	123

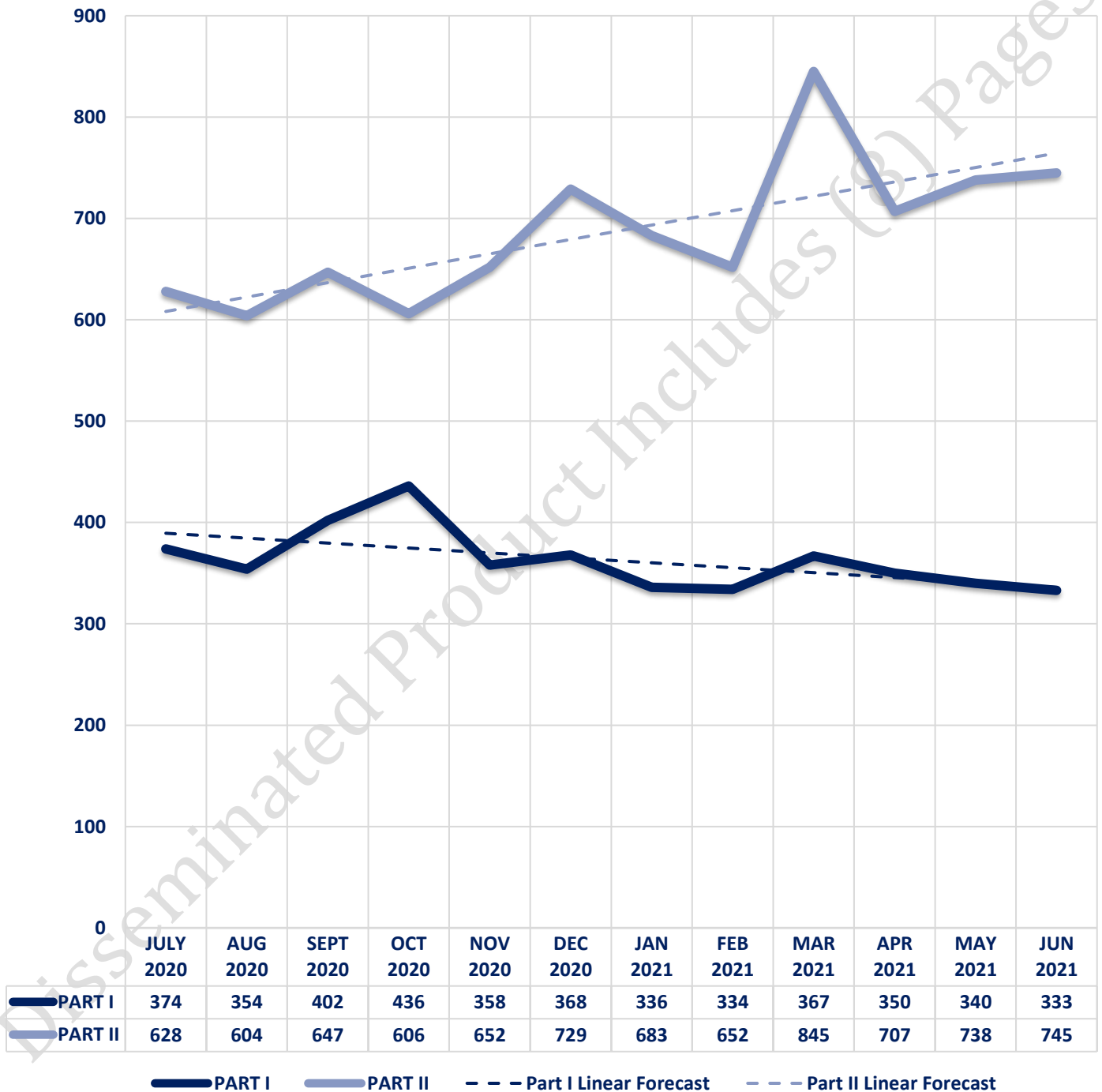


Seized Drugs

TYPE	DOSES	STREET VALUE
Cocaine	56.0	\$ 560.00
Heroin	193.0	\$ 1,930.00
Marijuana	514.8	\$ 3,089.09
Hallucinogens	192.0	\$ 384.08
Amphetamines	966.9	\$ 9,669.21
TOTAL	1922.8	\$ 15,632.38



Part I & II Offenses - One Year





CITY COUNCIL DISTRICT #4

MONTHLY OFFENSE SUMMARY

July 2021

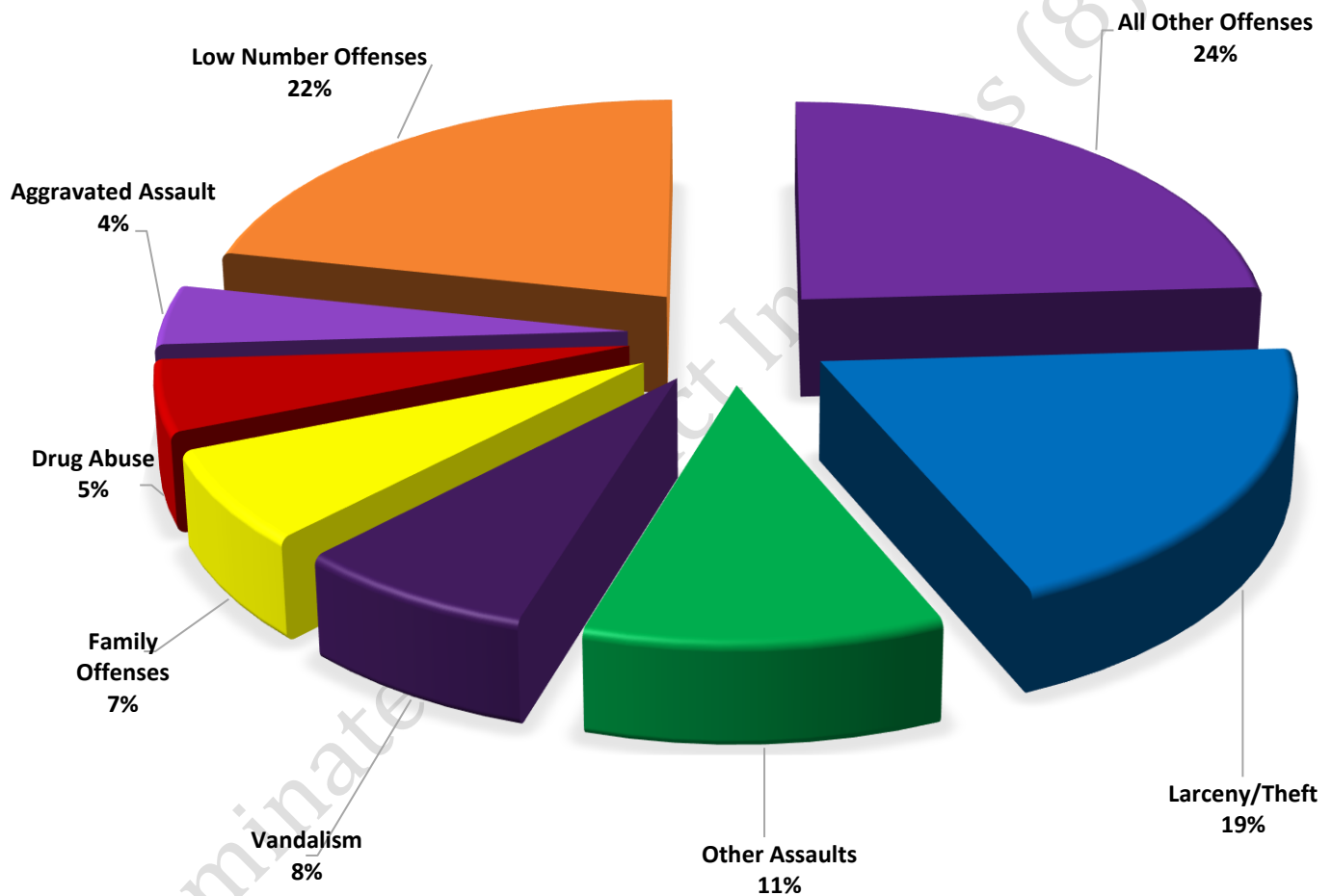
These figures represent preliminary counts of original Police Incident Reports and include all offenses within the above listed City Council District only. Full statistical analysis to determine the confidence level of this data has not been performed. The results contained herein are approximate in relation to the listed area and may not fully coincide with data shown in other areas of SLCPD's Crime Statistics page such as Calls for Service, Crimes Trending, and Crime Reports due to and reflective of departmental procedures that were in place at the time the event occurred and the date this data was compiled. Results displayed are not distinguished as attempted or completed crimes, do not include other calls for police service, and only represent police service where a report was made. Police Incident Reports are classified by primary offense categories as defined by the Uniform Crime Reporting (UCR) system, however for this report all offenses are included, and each incident may have more than one offense listed on it. In cases where there is more than one offense listed, all offenses are counted individually. Although every reasonable verification effort is made, the accuracy of any data is subject to the constraints of the report generation process as well as the manner, format, and point in time of any query.

PART I OFFENSES:	Chosen by the FBI as Part I Offenses because they are serious crimes that occur with regularity in all areas of the country and are likely to be reported to Police.
PART II OFFENSES:	All other crimes other than the eight Part I Offenses. The Uniform Crime Reporting Program gathers only arrest data for Part II Offenses, however, SLCPD results displayed in this document display all Part II Offenses, regardless of the presence of arrest data.
ALL OTHER OFFENSES:	Under the Part II Offense section, 'All Other Offenses' include Peeping Tom, Trespass, Kidnap/Abduction, Pornography, Extortion/Blackmail, Bribery, Warrants, Sexual Offenses, Obstruction, Public Peace, and Hit & Run.
NON-UCR OFFENSES:	Non-UCR Offenses include reports for all other offenses not classified as a Part I or Part II Offense. Results displayed separate some of these offenses such as Ambulance Calls, Deaths, Missing Persons, Suicides, Suspicious Activity, and Traffic Accidents.
ALL OTHER NON-UCR:	Under the Non-UCR category, 'All Other' include the remainder of offenses not classified as Part I or Part II and not separated from the Non-UCR Offenses. These include things such as Loud Parties, Barking Dogs, Mentally Ill Subjects, Citizen Assistance, etc.
LOW NUMBER OFFENSES:	On page two, in the interest of space and allowing for easier viewing, the category titled 'Low Number Offenses' include Part I and Part II Offenses from page one that have totals under the amount of 42.

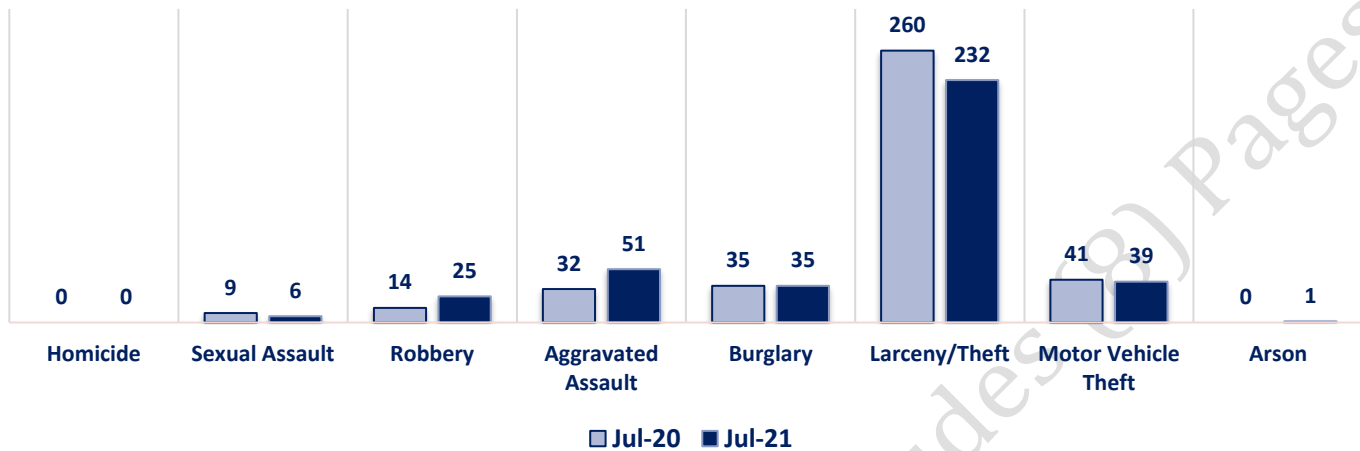
Offenses

	OFFENSE	JUL 20	JUL 21	OFFENSE	JUL 20	JUL 21	
PART I OFFENSES	VIOLENT	Homicide	0	0	Other Assaults	107	133
		Sexual Assault	9	6	Forgery/Counterfeit	18	6
		Robbery	14	25	Fraud	46	42
		Aggravated Assault	32	51	Embezzlement	0	0
		Burglary	35	35	Stolen Property	9	7
	PROPERTY	Larceny/Theft	260	232	Vandalism	100	90
		Motor Vehicle Theft	41	39	Weapons	7	18
		Arson	0	1	Prostitution	0	0
		PART I TOTALS	391	389	Sex Offenses	5	3
NON-UCR OFFENSES		Ambulance Calls	63	64	Drug Abuse	47	61
		Deaths	13	8	Gambling	0	0
		Missing Persons	15	20	Family Offenses	67	79
		Suicides	2	0	DUI	2	20
		Suspicious Activity	38	37	Liquor Laws	1	0
		Traffic Accidents	75	74	Drunkenness	22	24
		All Other	319	342	Disorderly Conduct	19	32
		NON-UCR TOTALS	525	545	All Other Offenses	217	287
		PART I OFFENSES	391	389	Curfew/Loitering	0	0
TOTALS		PART II OFFENSES	670	802	Runaway	3	0
		NON-UCR OFFENSES	525	545	PART II TOTALS	670	802
		TOTAL	1586	1736			

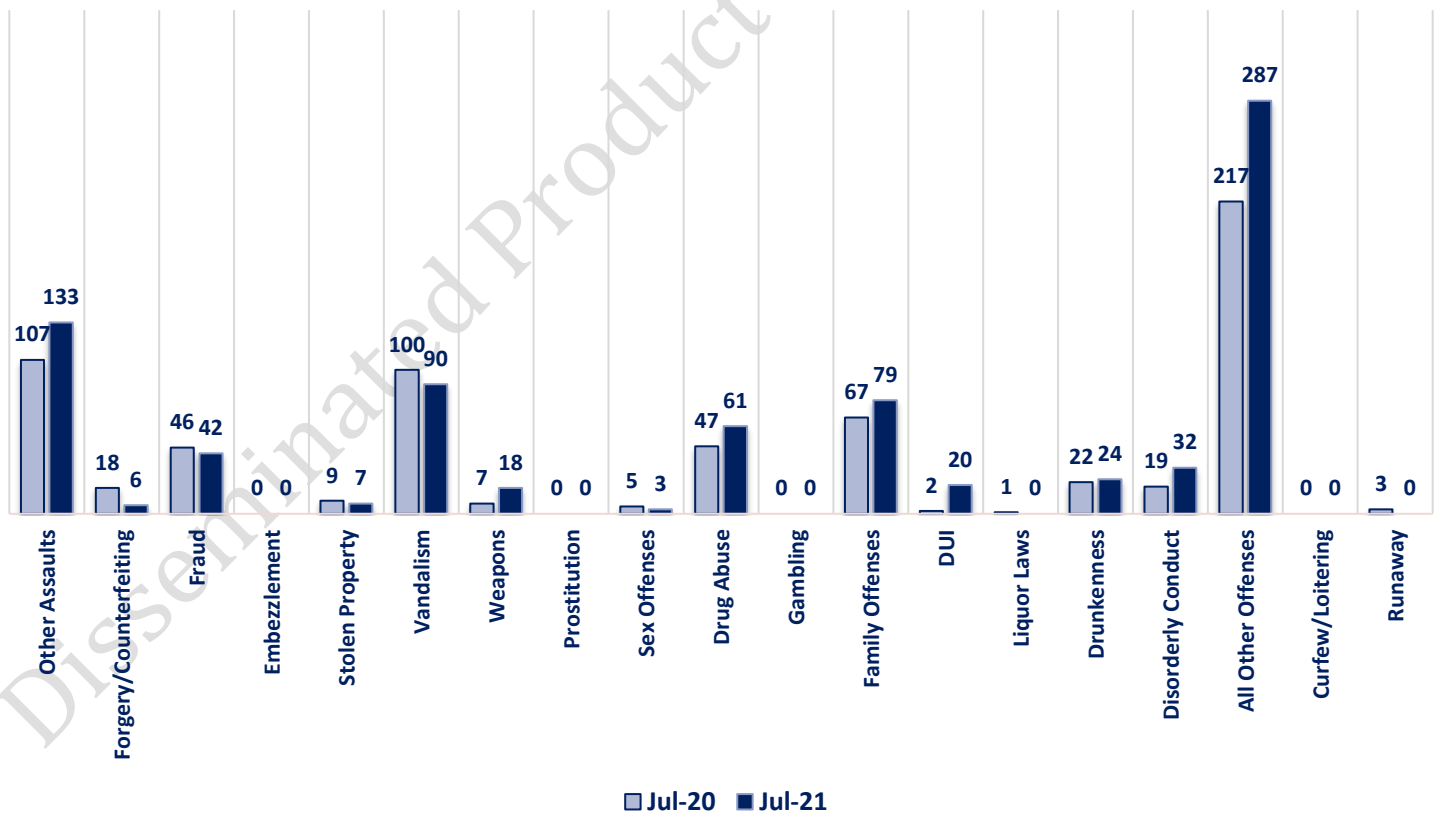
JULY 2021- PART I & II OFFENSE PERCENTAGES



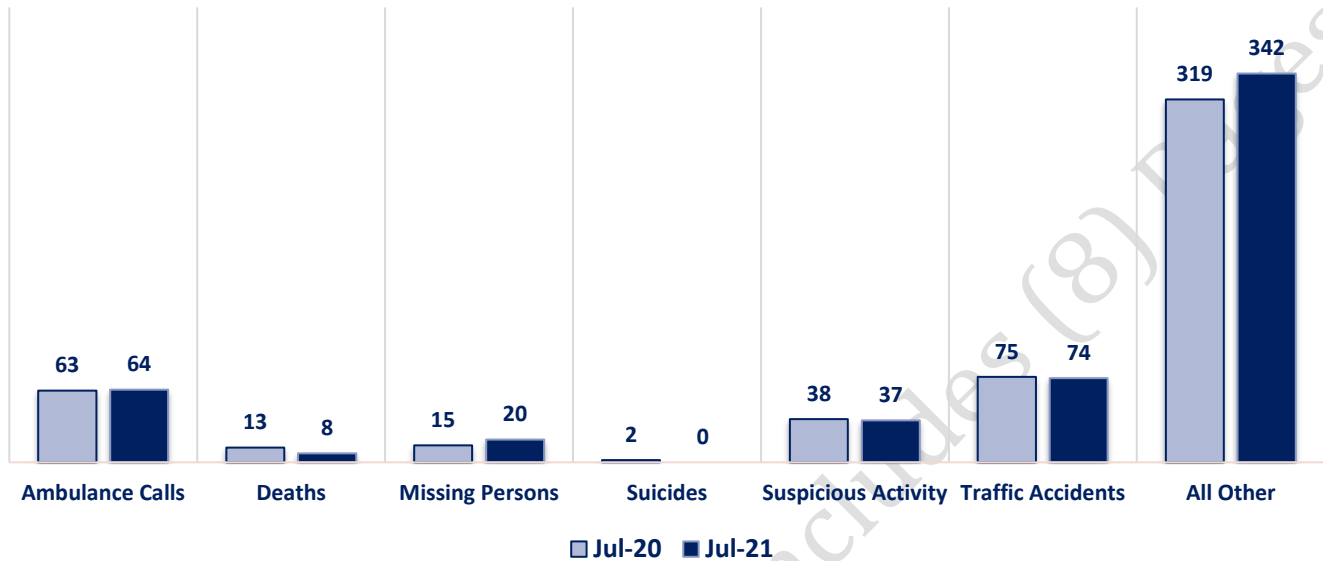
Part I Offenses



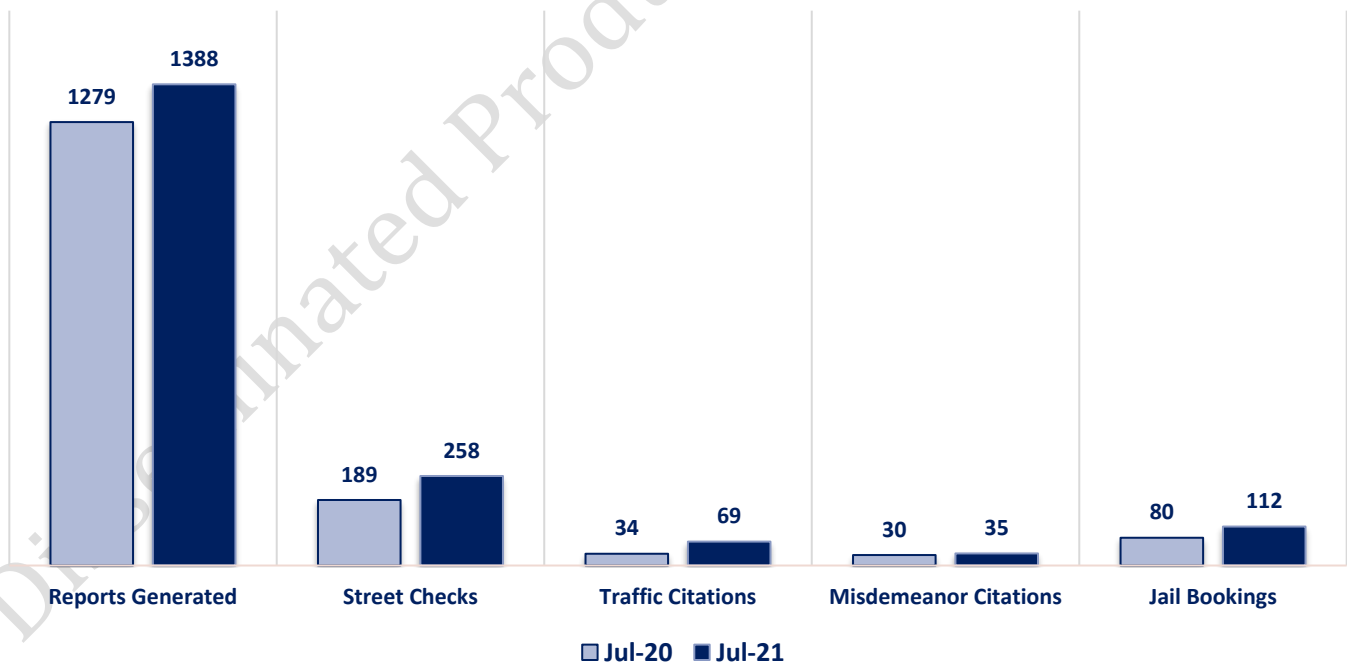
Part II Offenses



Non-UCR Offenses

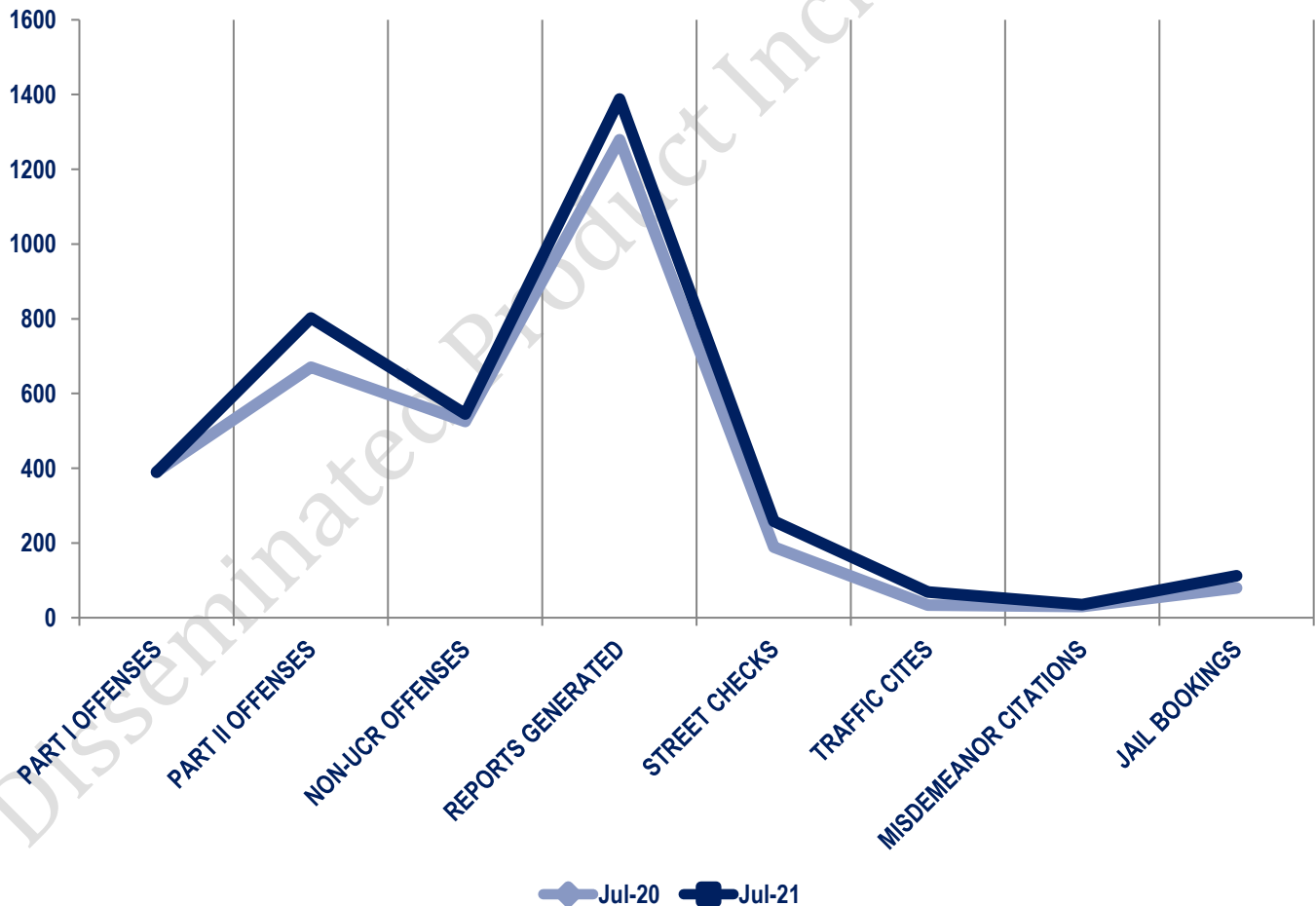


Other Event Totals



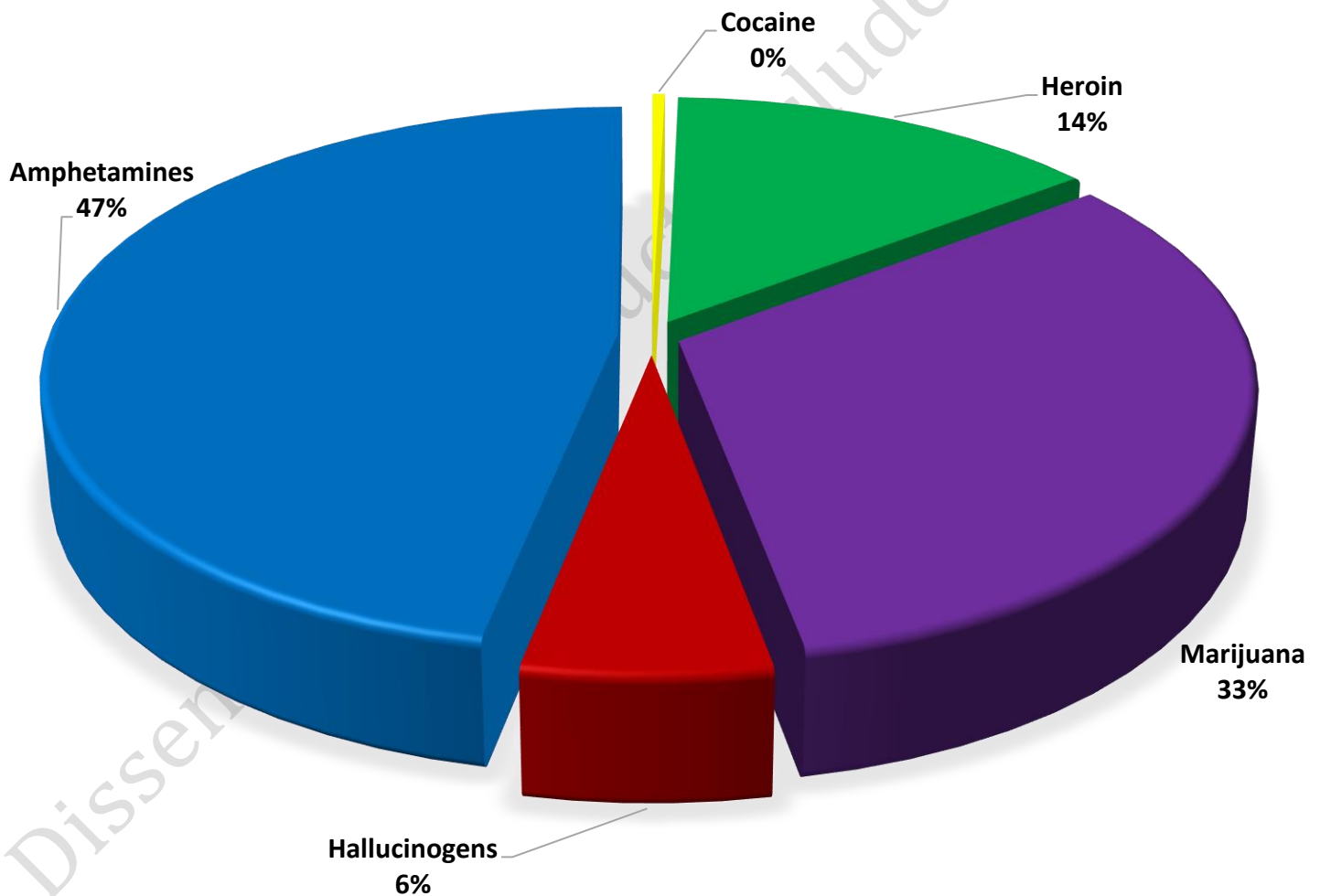
Combined Offense/Event Trends

	JUL 2020	JUL 2021
Part I Offenses	391	389
Part II Offenses	670	802
NonUCR Offenses	525	545
Reports Generated	1279	1388
Street Checks	189	258
Traffic Citations	34	69
Misdemeanor Citations	30	35
Jail Bookings	80	112

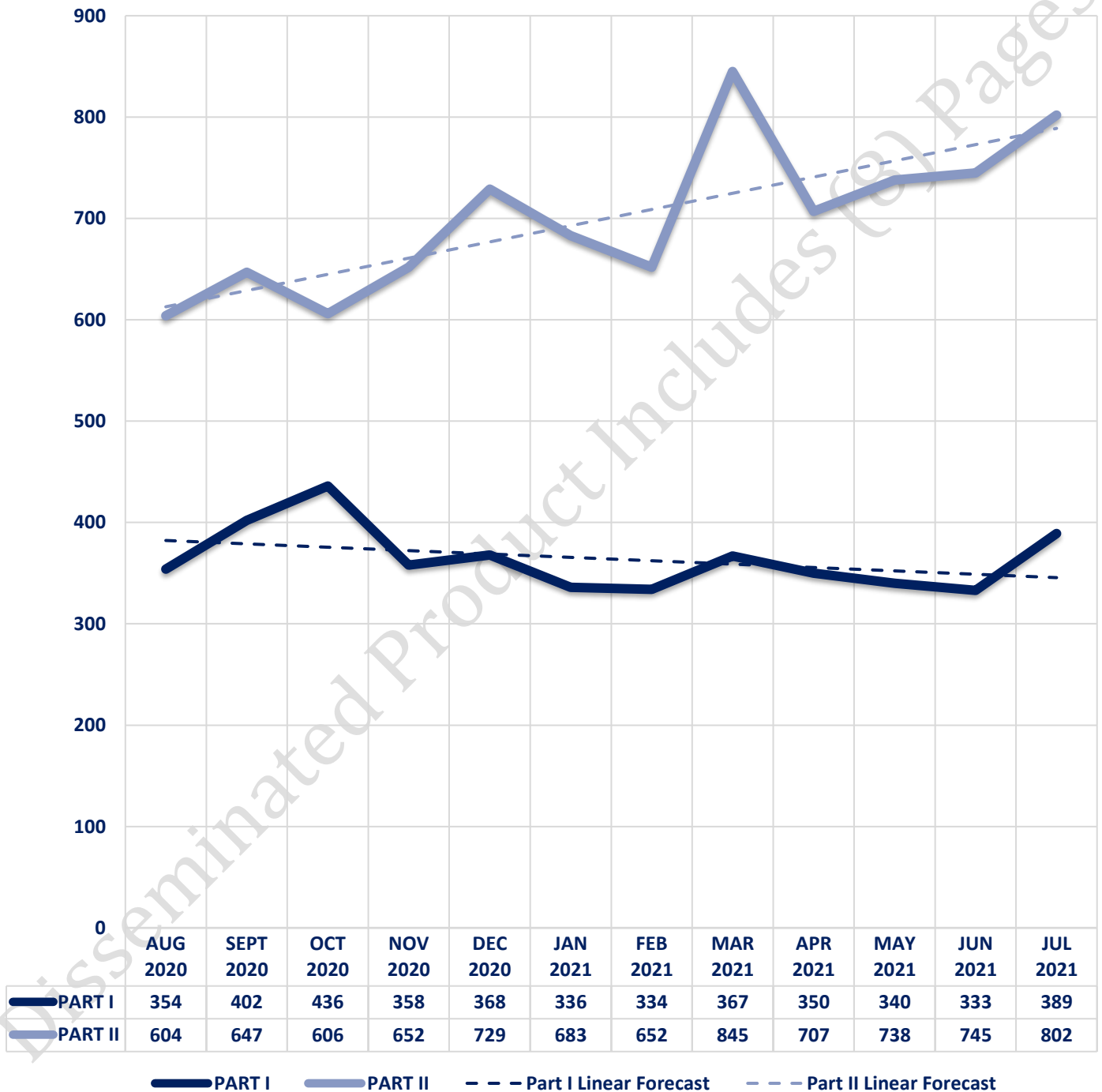


Seized Drugs

TYPE	DOSES	STREET VALUE
Cocaine	8.0	\$ 80.00
Heroin	275.0	\$ 2,750.00
Marijuana	627.6	\$ 3,765.35
Hallucinogens	116.9	\$ 233.87
Amphetamines	906.4	\$ 9,064.00
TOTAL	1933.9	\$ 15,893.21



Part I & II Offenses - One Year





CITY COUNCIL DISTRICT #4

MONTHLY OFFENSE SUMMARY

August 2021

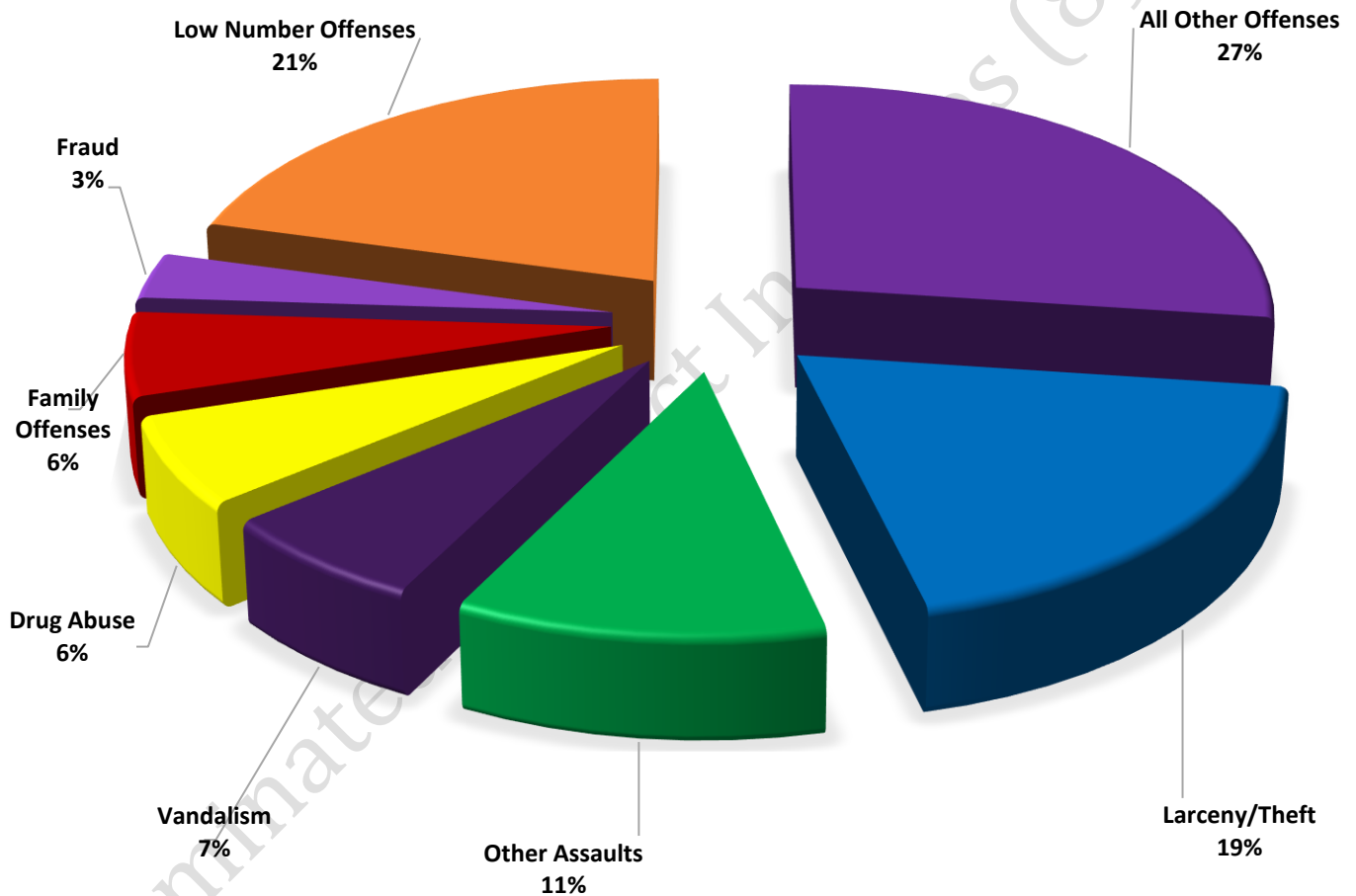
These figures represent preliminary counts of original Police Incident Reports and include all offenses within the above listed City Council District only. Full statistical analysis to determine the confidence level of this data has not been performed. The results contained herein are approximate in relation to the listed area and may not fully coincide with data shown in other areas of SLCPD's Crime Statistics page such as Calls for Service, Crimes Trending, and Crime Reports due to and reflective of departmental procedures that were in place at the time the event occurred and the date this data was compiled. Results displayed are not distinguished as attempted or completed crimes, do not include other calls for police service, and only represent police service where a report was made. Police Incident Reports are classified by primary offense categories as defined by the Uniform Crime Reporting (UCR) system, however for this report all offenses are included, and each incident may have more than one offense listed on it. In cases where there is more than one offense listed, all offenses are counted individually. Although every reasonable verification effort is made, the accuracy of any data is subject to the constraints of the report generation process as well as the manner, format, and point in time of any query.

PART I OFFENSES:	Chosen by the FBI as Part I Offenses because they are serious crimes that occur with regularity in all areas of the country and are likely to be reported to Police.
PART II OFFENSES:	All other crimes other than the eight Part I Offenses. The Uniform Crime Reporting Program gathers only arrest data for Part II Offenses, however, SLCPD results displayed in this document display all Part II Offenses, regardless of the presence of arrest data.
ALL OTHER OFFENSES:	Under the Part II Offense section, 'All Other Offenses' include Peeping Tom, Trespass, Kidnap/Abduction, Pornography, Extortion/Blackmail, Bribery, Warrants, Sexual Offenses, Obstruction, Public Peace, and Hit & Run.
NON-UCR OFFENSES:	Non-UCR Offenses include reports for all other offenses not classified as a Part I or Part II Offense. Results displayed separate some of these offenses such as Ambulance Calls, Deaths, Missing Persons, Suicides, Suspicious Activity, and Traffic Accidents.
ALL OTHER NON-UCR:	Under the Non-UCR category, 'All Other' include the remainder of offenses not classified as Part I or Part II and not separated from the Non-UCR Offenses. These include things such as Loud Parties, Barking Dogs, Mentally Ill Subjects, Citizen Assistance, etc.
LOW NUMBER OFFENSES:	On page two, in the interest of space and allowing for easier viewing, the category titled 'Low Number Offenses' include Part I and Part II Offenses from page one that have totals under the amount of 38.

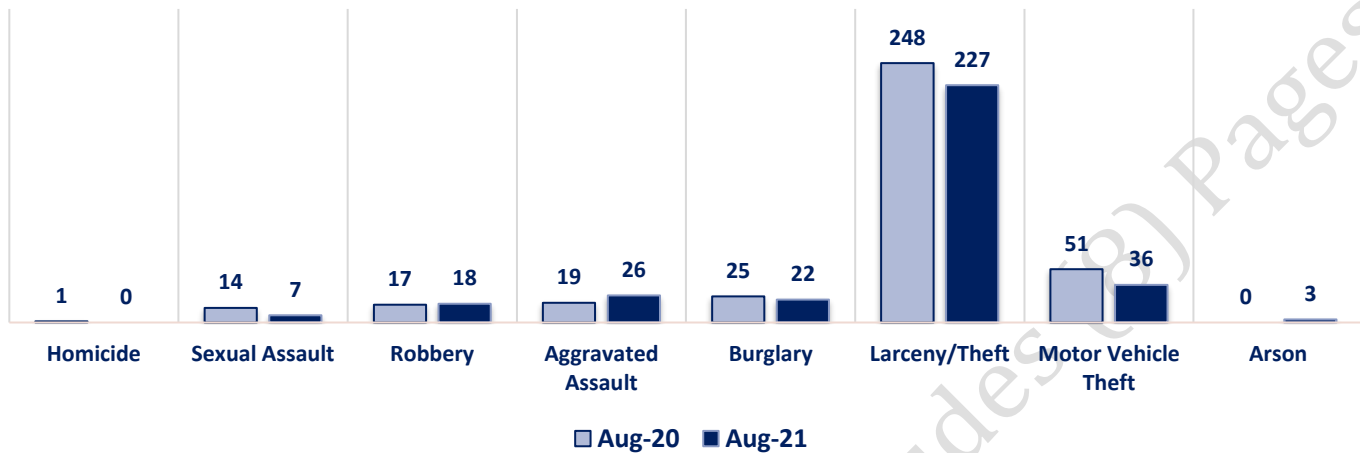
Offenses

	OFFENSE	AUG 20	AUG 21	OFFENSE	AUG 20	AUG 21	
PART I OFFENSES	VIOLENT	Homicide	1	0	Other Assaults	140	132
		Sexual Assault	14	7	Forgery/Counterfeit	11	5
		Robbery	17	18	Fraud	55	38
		Aggravated Assault	19	26	Embezzlement	1	0
	PROPERTY	Burglary	25	22	Stolen Property	8	8
		Larceny/Theft	248	227	Vandalism	81	77
		Motor Vehicle Theft	51	36	Weapons	7	18
		Arson	0	3	Prostitution	1	1
		PART I TOTALS	375	339	Sex Offenses	4	9
NON-UCR OFFENSES		Ambulance Calls	76	81	Drug Abuse	32	73
		Deaths	12	12	Gambling	0	0
		Missing Persons	18	17	Family Offenses	47	69
		Suicides	0	0	DUI	3	16
		Suspicious Activity	40	38	Liquor Laws	1	5
		Traffic Accidents	84	95	Drunkenness	19	33
		All Other	295	389	Disorderly Conduct	31	38
		NON-UCR TOTALS	525	632	All Other Offenses	192	320
					Curfew/Loitering	0	0
TOTALS	PART I OFFENSES	375	339	PART II OFFENSES	638	842	
	PART II OFFENSES	638	842	Runaway	5	0	
	NON-UCR OFFENSES	525	632	PART II TOTALS	638	842	
	TOTAL	1538	1813				

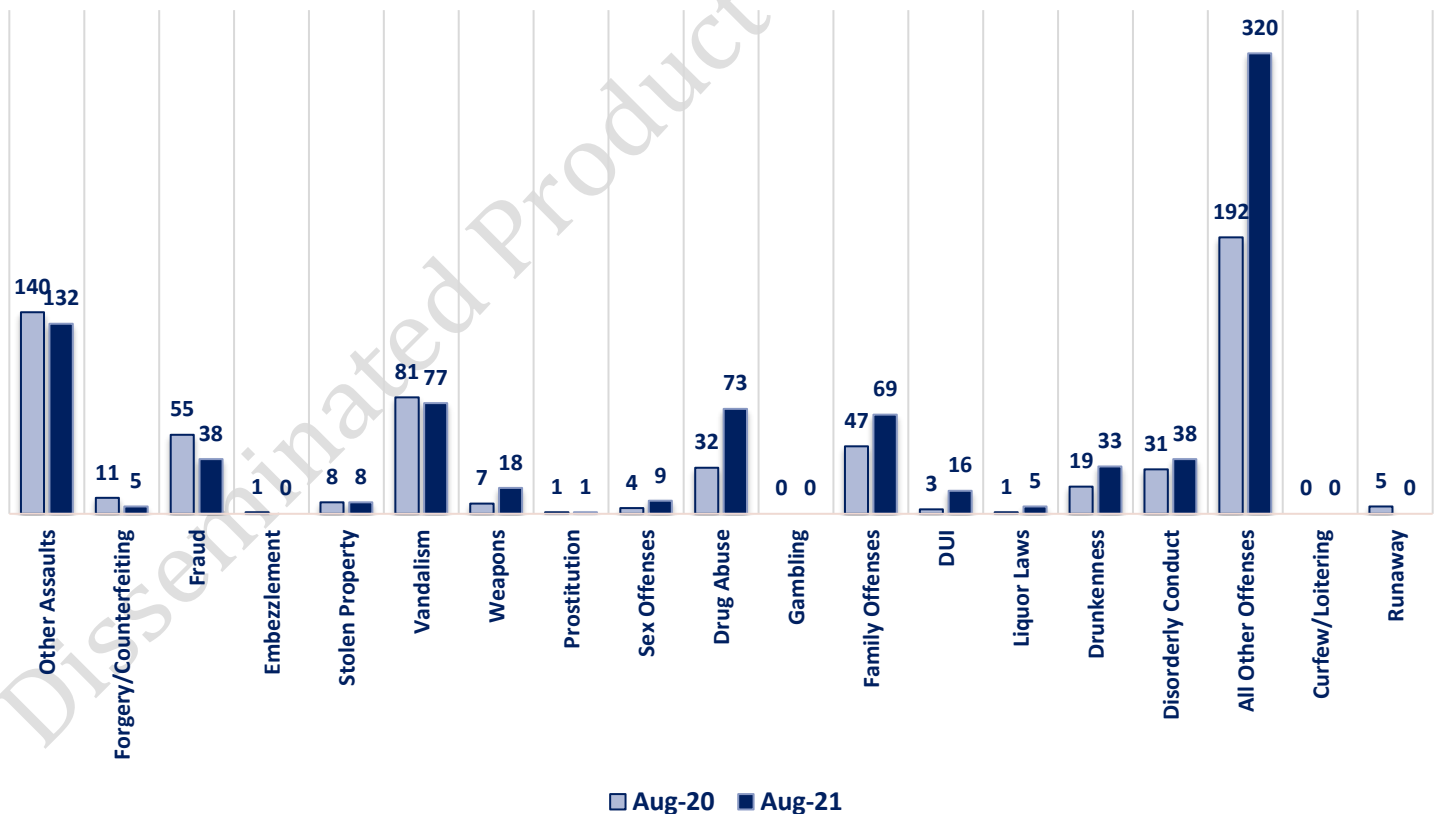
AUGUST 2020- PART I & II OFFENSE PERCENTAGES



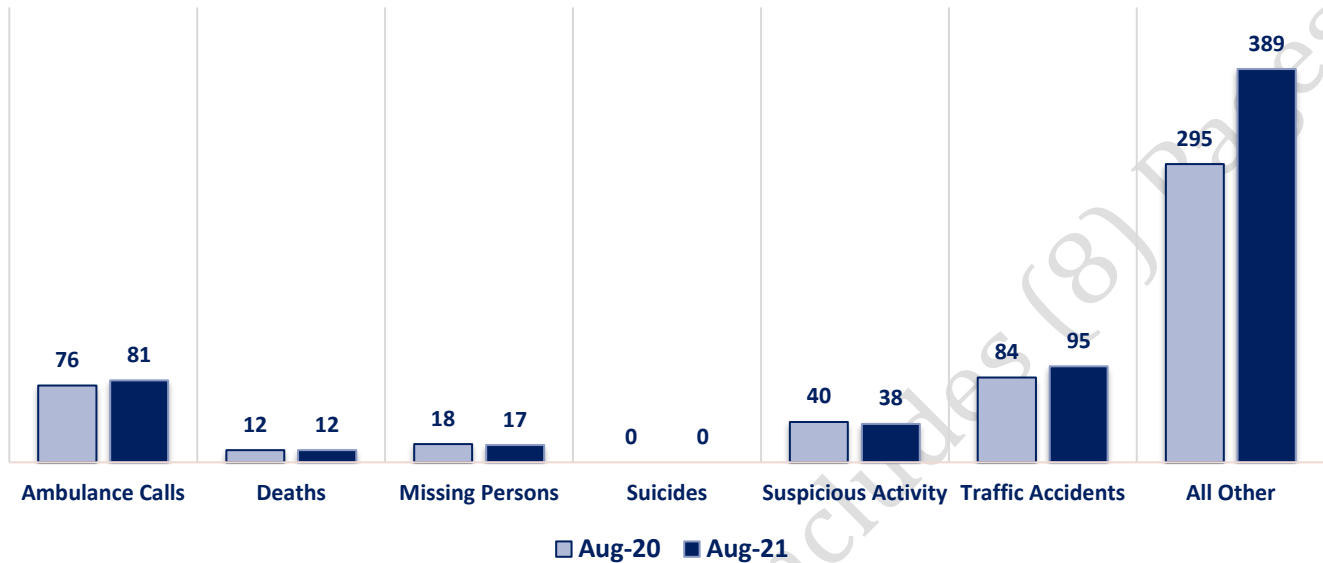
Part I Offenses



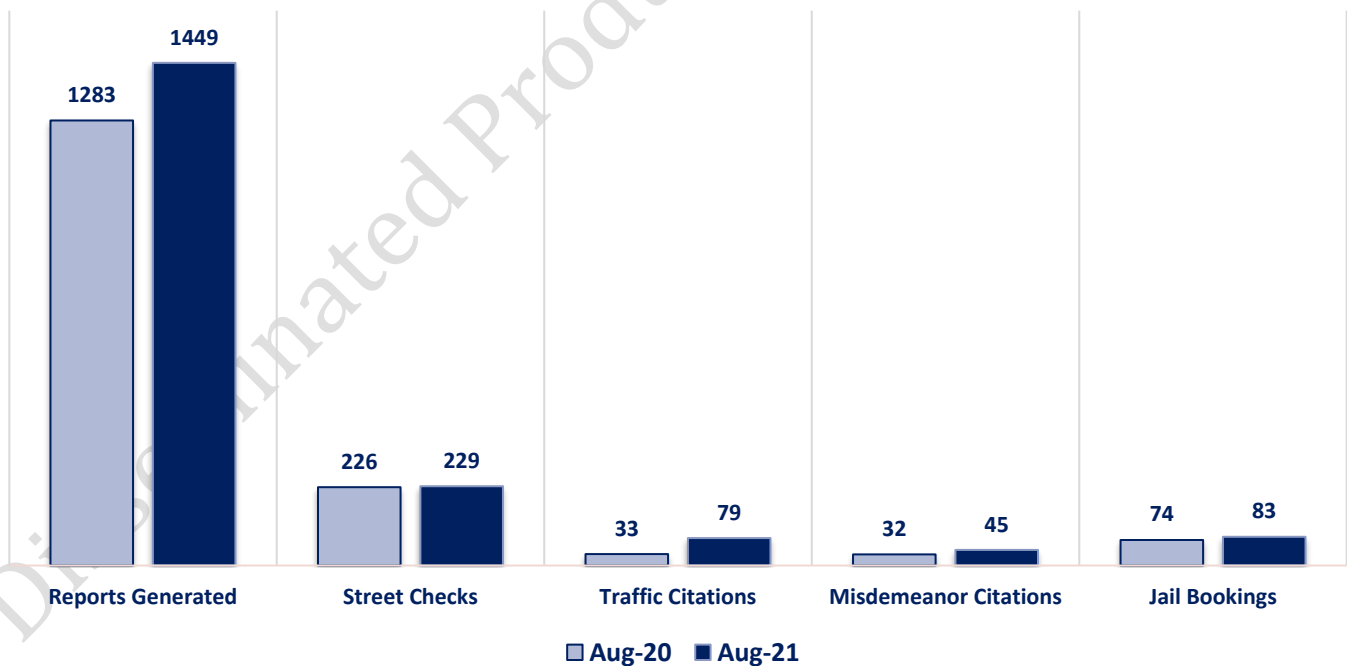
Part II Offenses



Non-UCR Offenses

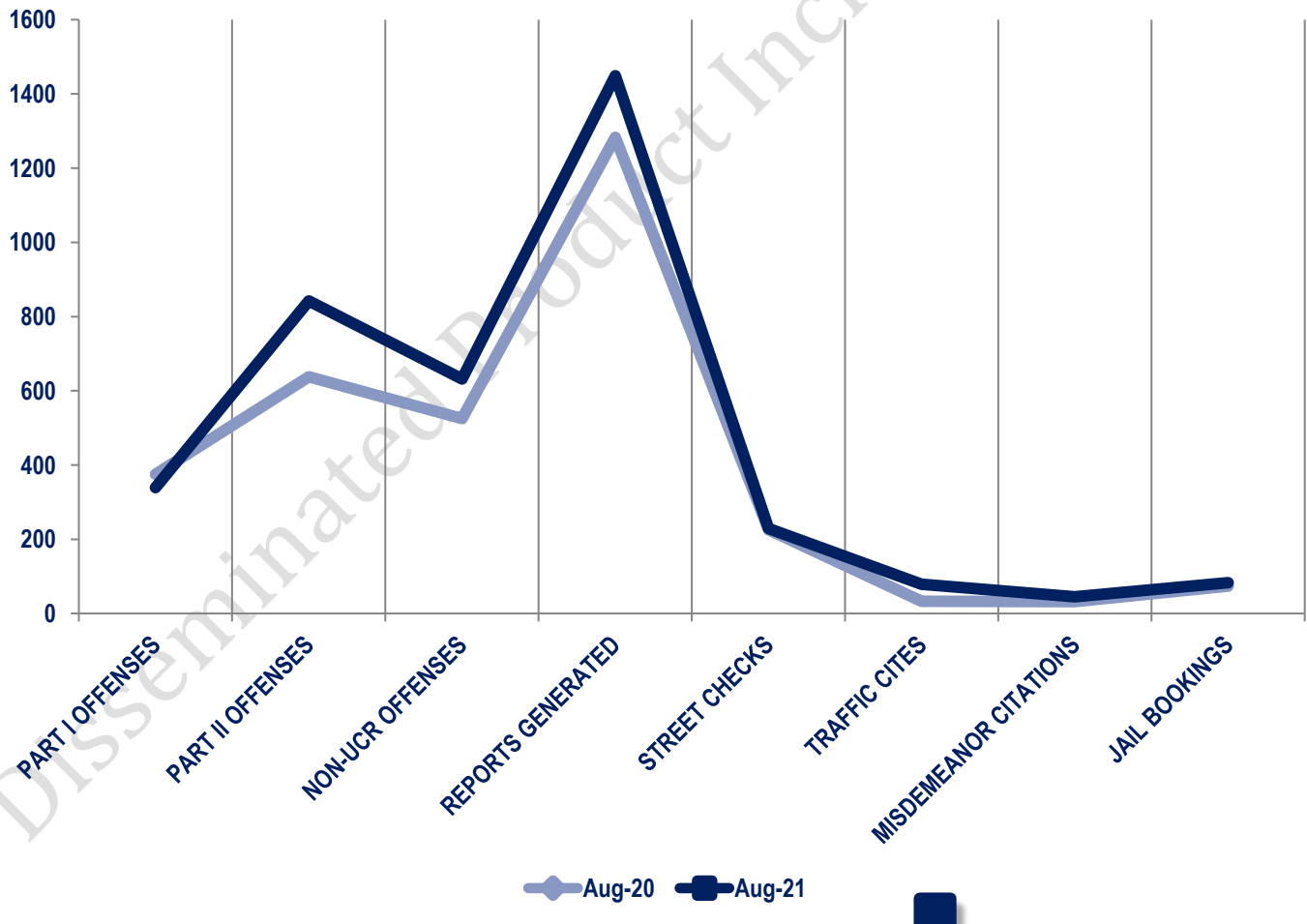


Other Event Totals



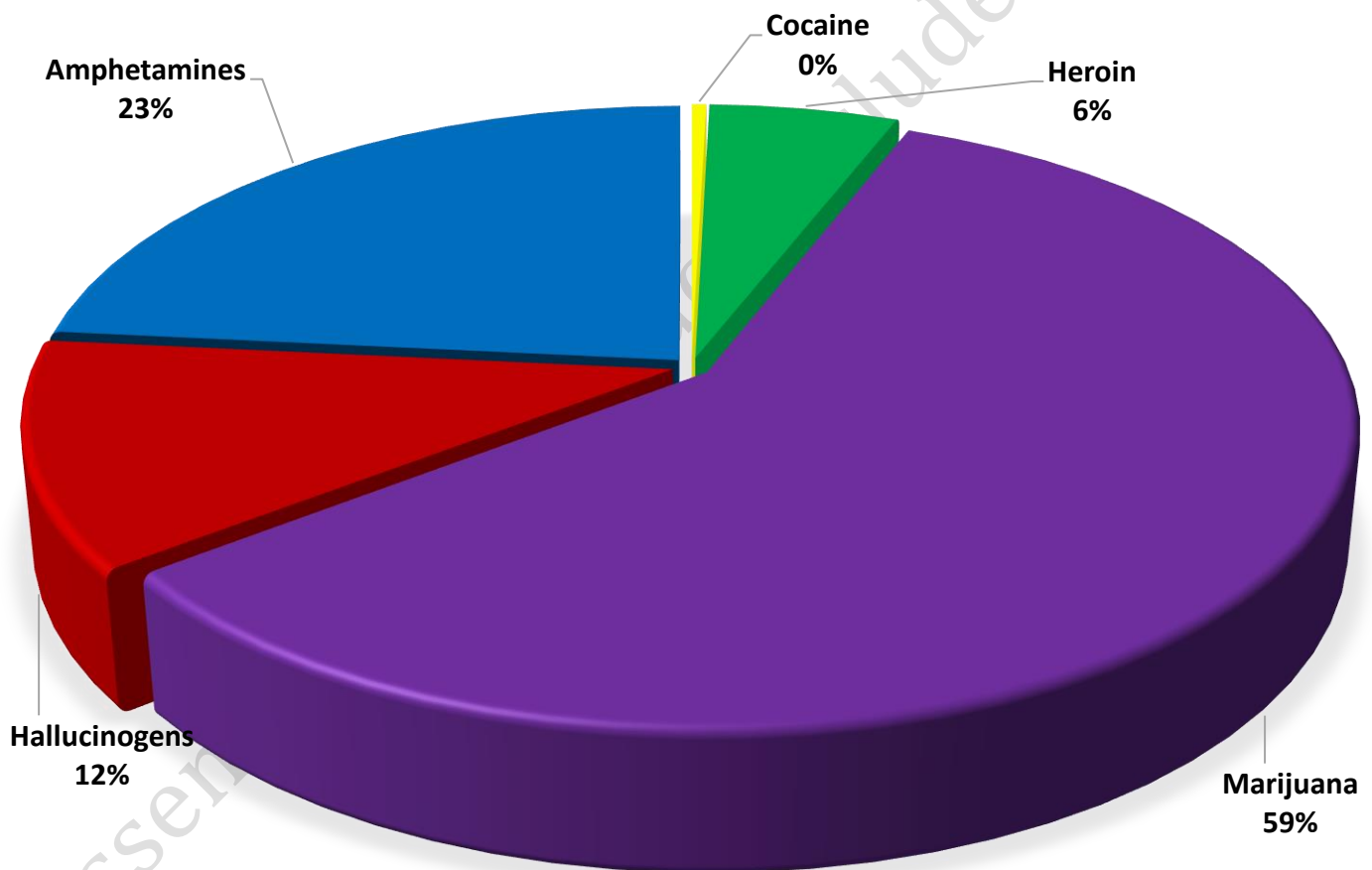
Combined Offense/Event Trends

	AUG 2020	AUG 2021
Part I Offenses	375	339
Part II Offenses	638	842
NonUCR Offenses	525	632
Reports Generated	1283	1449
Street Checks	226	229
Traffic Citations	33	79
Misdemeanor Citations	32	45
Jail Bookings	74	83

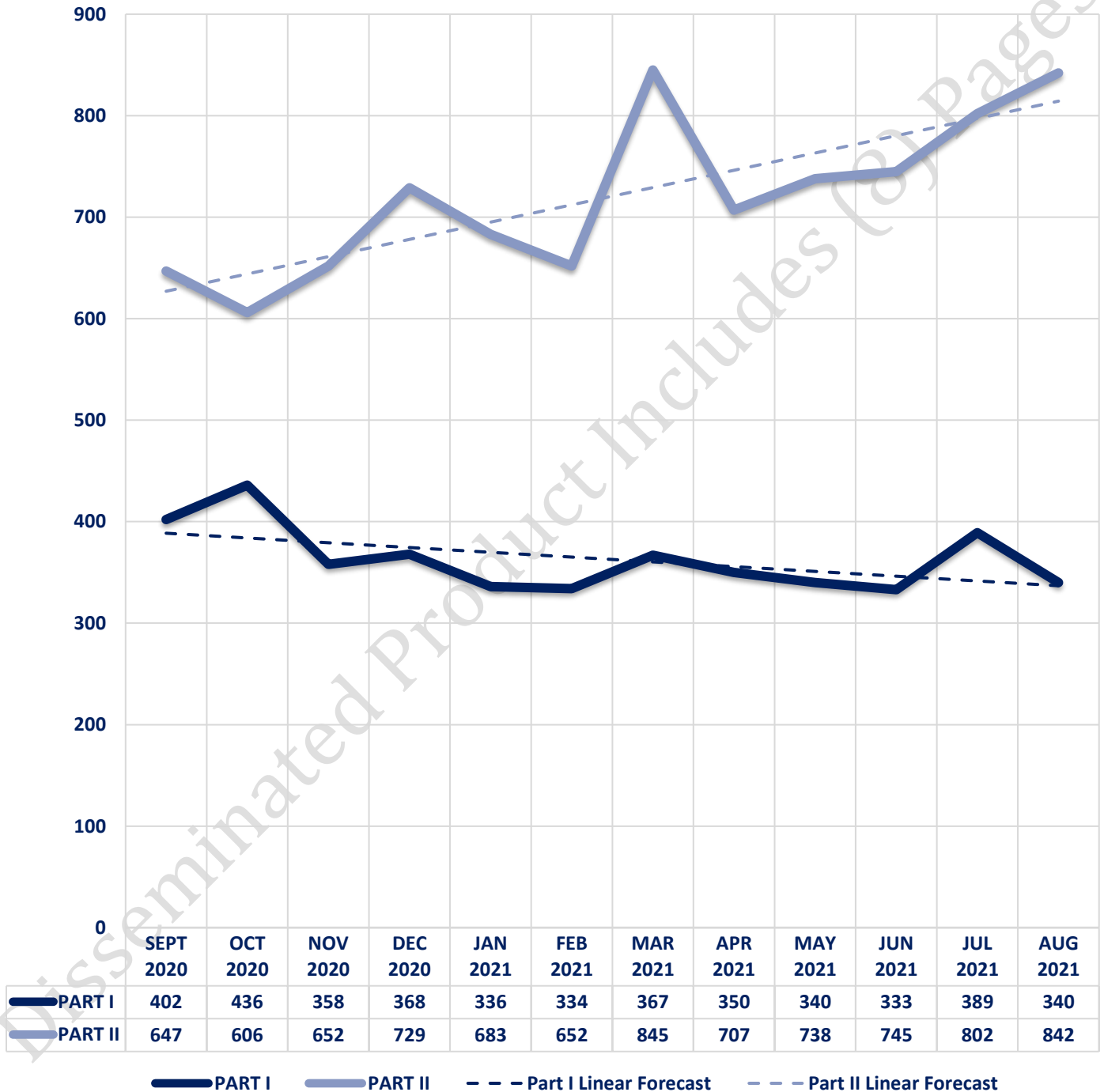


Seized Drugs

TYPE	DOSES	STREET VALUE
Cocaine	8.0	\$ 80.00
Heroin	104.4	\$ 1,044.00
Marijuana	1108.9	\$ 6,653.39
Hallucinogens	226.9	\$ 453.77
Amphetamines	443.1	\$ 4,431.00
TOTAL	1891.3	\$ 12,662.16



Part I & II Offenses - One Year





CITY COUNCIL DISTRICT #4 MONTHLY OFFENSE SUMMARY

September 2021

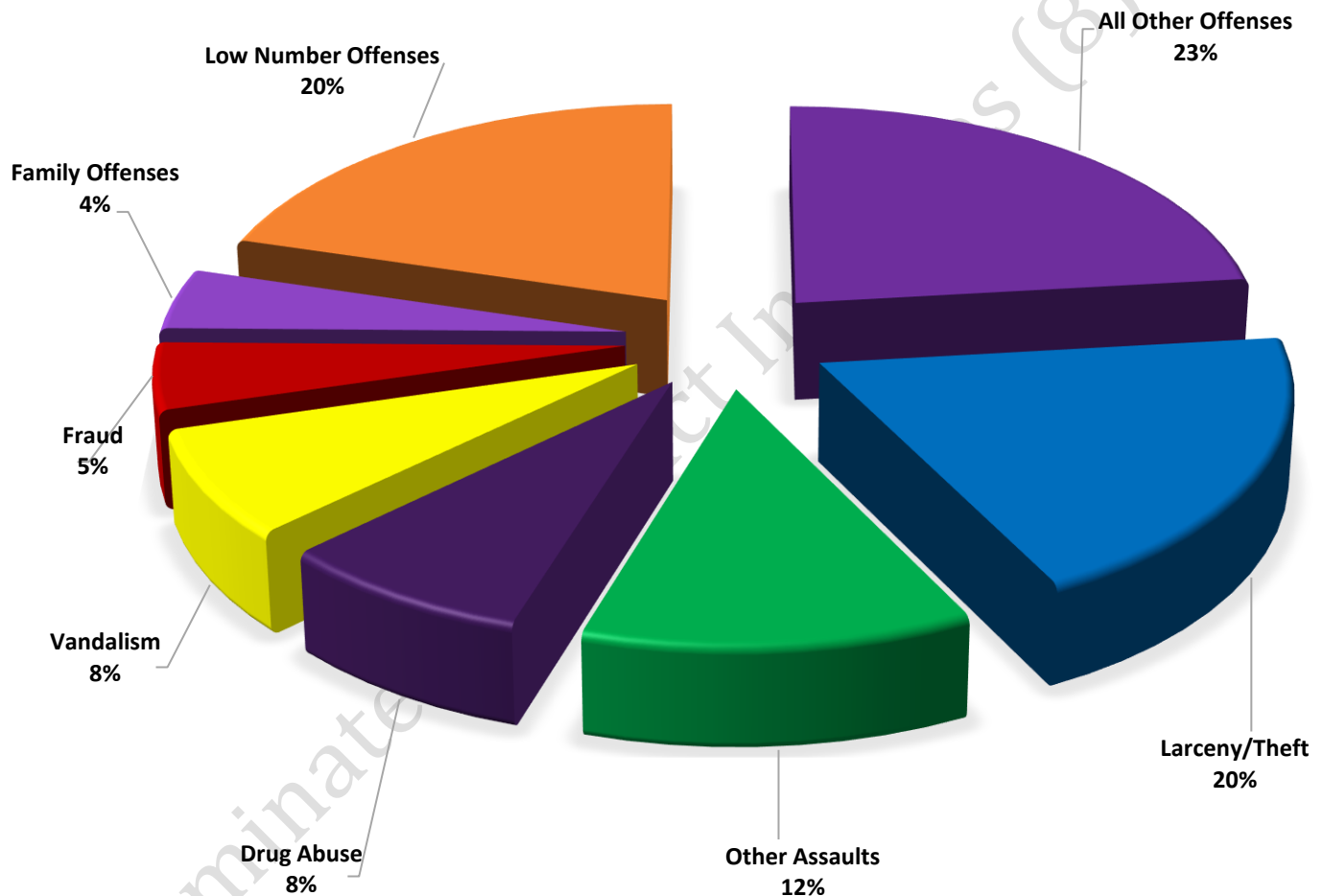
These figures represent preliminary counts of original Police Incident Reports and include all offenses within the above listed City Council District only. Full statistical analysis to determine the confidence level of this data has not been performed. The results contained herein are approximate in relation to the listed area and may not fully coincide with data shown in other areas of SLCPD's Crime Statistics page such as Calls for Service, Crimes Trending, and Crime Reports due to and reflective of departmental procedures that were in place at the time the event occurred and the date this data was compiled. Results displayed are not distinguished as attempted or completed crimes, do not include other calls for police service, and only represent police service where a report was made. Police Incident Reports are classified by primary offense categories as defined by the Uniform Crime Reporting (UCR) system, however for this report all offenses are included, and each incident may have more than one offense listed on it. In cases where there is more than one offense listed, all offenses are counted individually. Although every reasonable verification effort is made, the accuracy of any data is subject to the constraints of the report generation process as well as the manner, format, and point in time of any query.

PART I OFFENSES:	Chosen by the FBI as Part I Offenses because they are serious crimes that occur with regularity in all areas of the country and are likely to be reported to Police.
PART II OFFENSES:	All other crimes other than the eight Part I Offenses. The Uniform Crime Reporting Program gathers only arrest data for Part II Offenses, however, SLCPD results displayed in this document display all Part II Offenses, regardless of the presence of arrest data.
ALL OTHER OFFENSES:	Under the Part II Offense section, 'All Other Offenses' include Peeping Tom, Trespass, Kidnap/Abduction, Pornography, Extortion/Blackmail, Bribery, Warrants, Sexual Offenses, Obstruction, Public Peace, and Hit & Run.
NON-UCR OFFENSES:	Non-UCR Offenses include reports for all other offenses not classified as a Part I or Part II Offense. Results displayed separate some of these offenses such as Ambulance Calls, Deaths, Missing Persons, Suicides, Suspicious Activity, and Traffic Accidents.
ALL OTHER NON-UCR:	Under the Non-UCR category, 'All Other' include the remainder of offenses not classified as Part I or Part II and not separated from the Non-UCR Offenses. These include things such as Loud Parties, Barking Dogs, Mentally Ill Subjects, Citizen Assistance, etc.
LOW NUMBER OFFENSES:	On page two, in the interest of space and allowing for easier viewing, the category titled 'Low Number Offenses' include Part I and Part II Offenses from page one that have totals under the amount of 38.

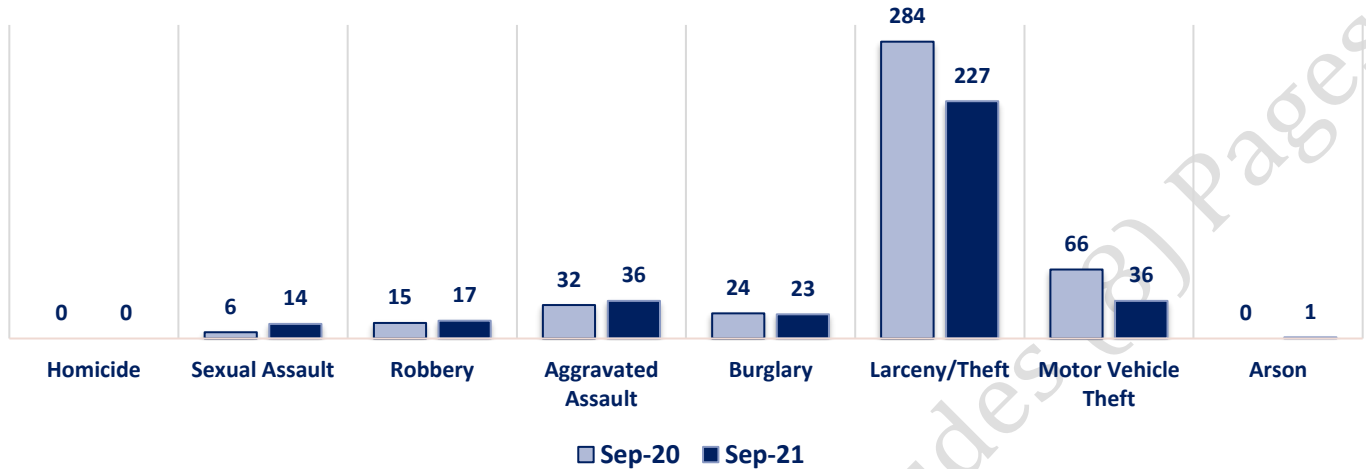
Offenses

PART I OFFENSES VIOLENT PROPERTY		OFFENSE		SEPT 20	SEPT 21	PART II OFFENSES	
		Homicide		0	0		
		Sexual Assault		6	14		
		Robbery		15	17		
		Aggravated Assault		32	36		
		Burglary		24	23		
		Larceny/Theft		284	227		
		Motor Vehicle Theft		66	36		
		Arson		0	1		
		PART I TOTALS		427	354		
NON-UCR OFFENSES		Ambulance Calls		49	58	PART II OFFENSES	
		Deaths		10	11		
		Missing Persons		8	14		
		Suicides		2	1		
		Suspicious Activity		36	39		
		Traffic Accidents		111	104		
		All Other		325	324		
		NON-UCR TOTALS		541	551		
TOTALS		PART I OFFENSES		427	354	PART II OFFENSES	
		PART II OFFENSES		671	814		
		NON-UCR OFFENSES		541	551		
TOTAL		1639	1719				

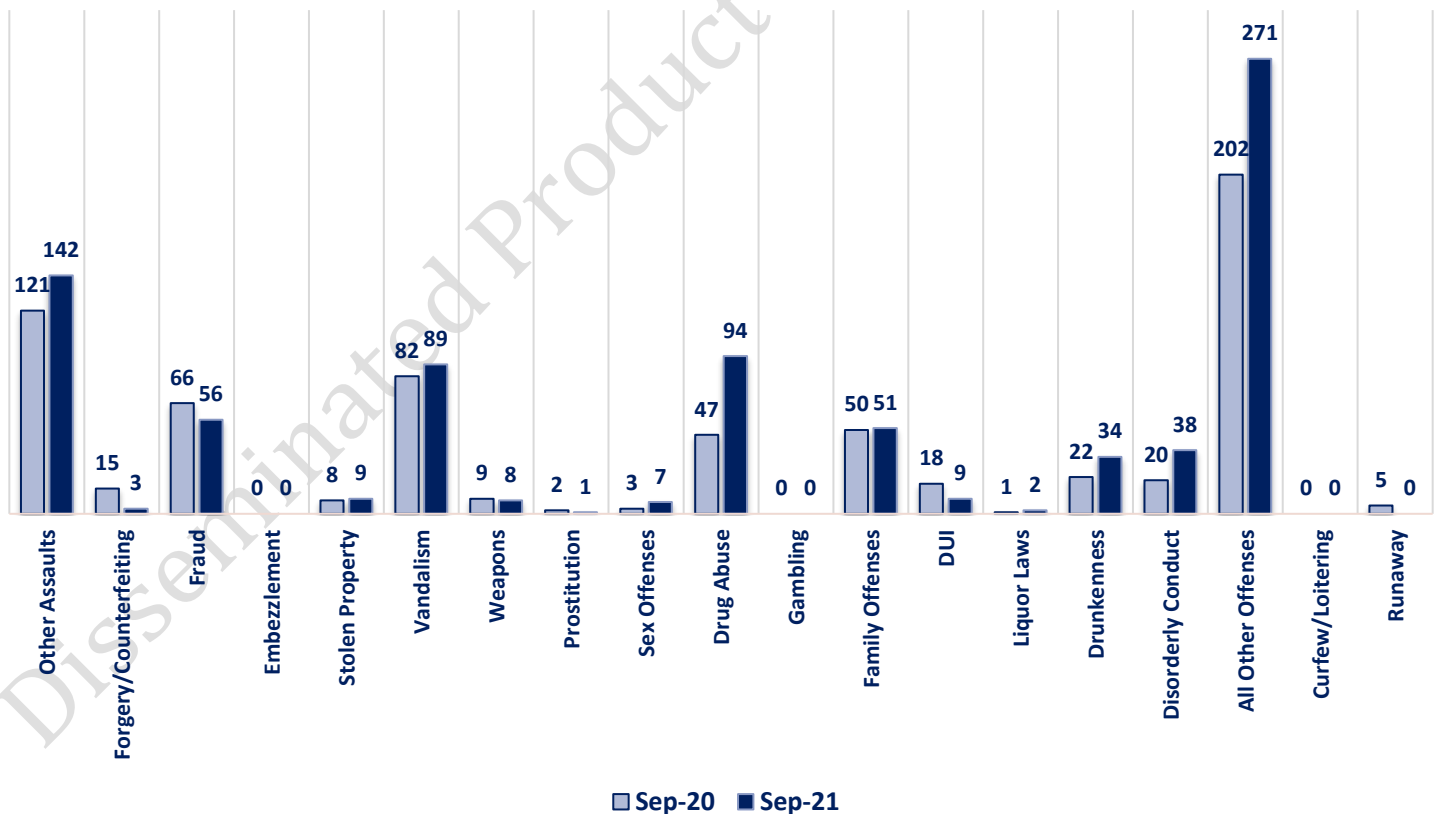
SEPTEMBER 2021 - PART I & II OFFENSE PERCENTAGES



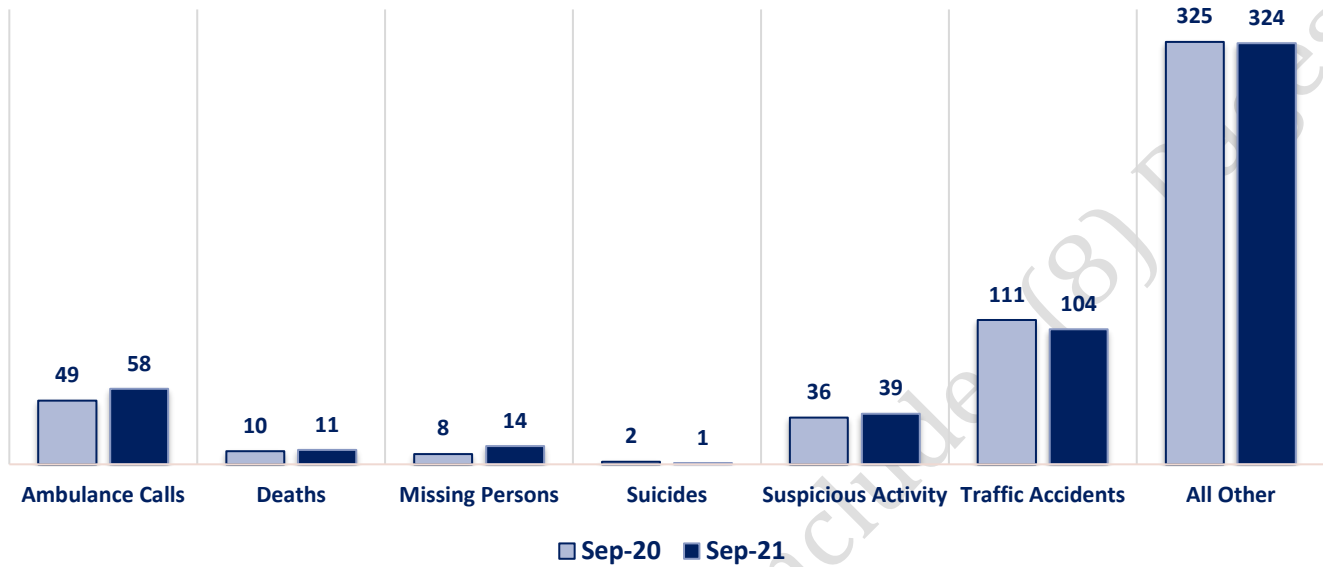
Part I Offenses



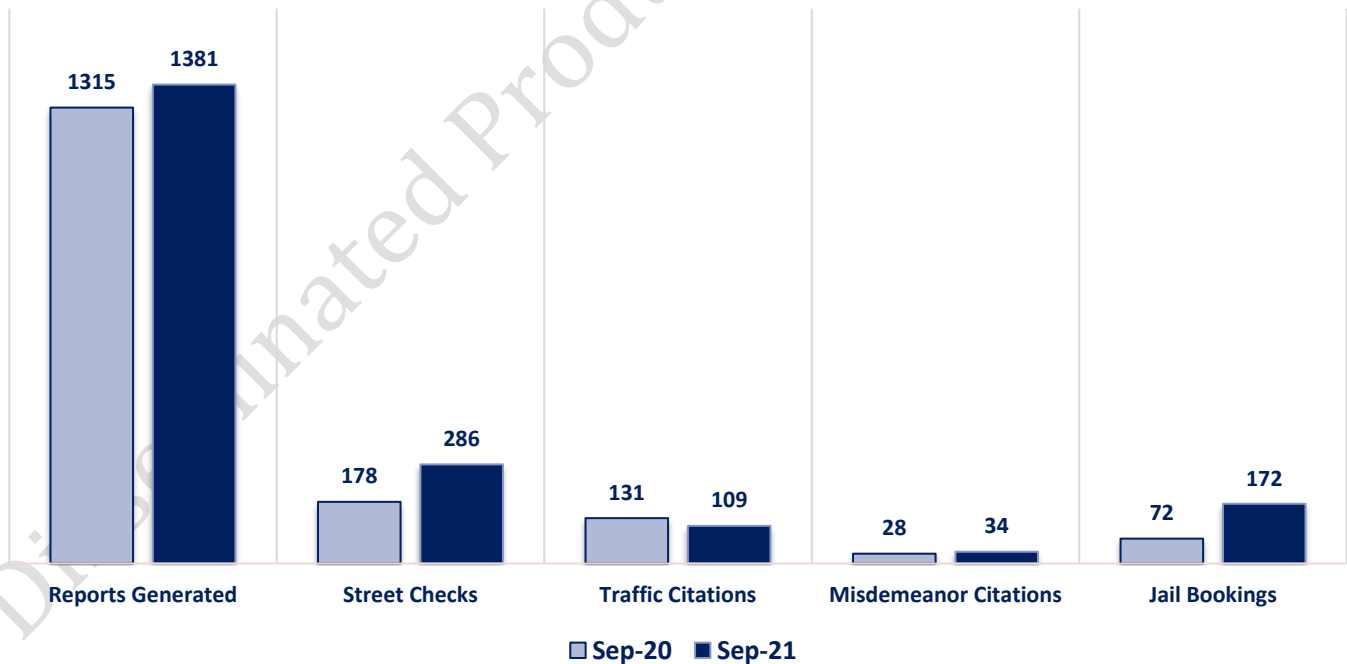
Part II Offenses



Non-UCR Offenses

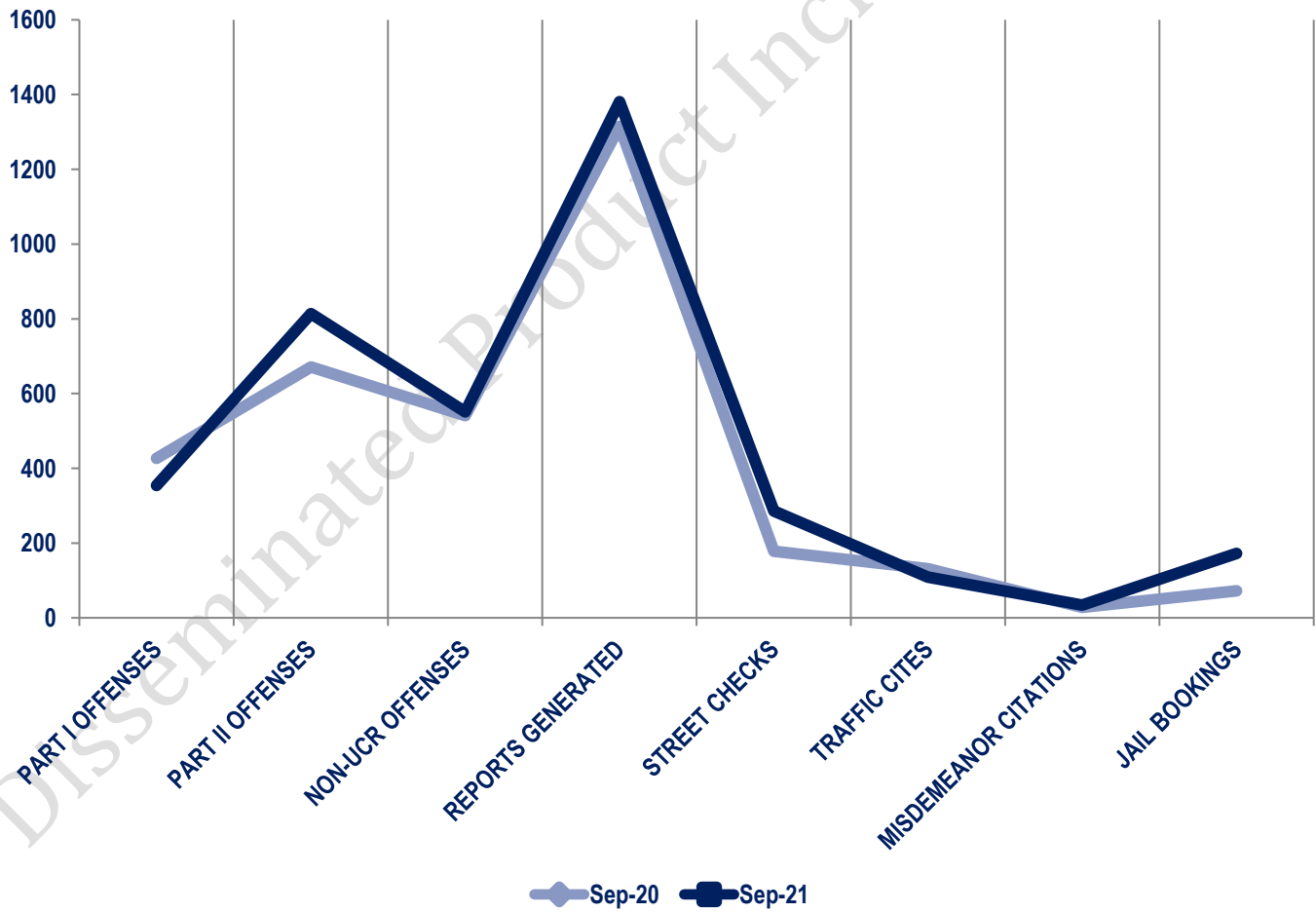


Other Event Totals



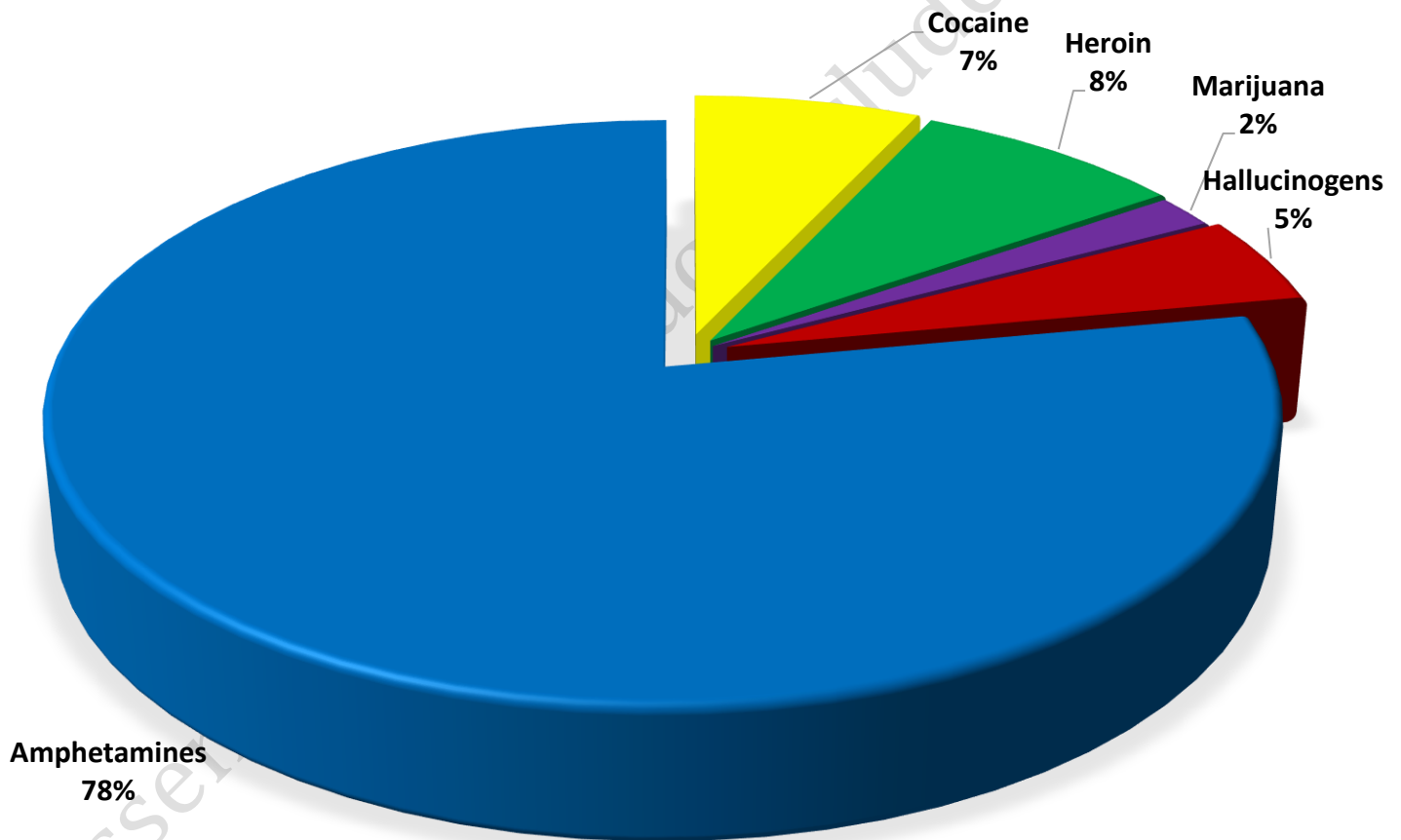
Combined Offense/Event Trends

	SEPT 2020	SEPT 2021
Part I Offenses	427	354
Part II Offenses	671	814
NonUCR Offenses	541	551
Reports Generated	1315	1381
Street Checks	178	286
Traffic Citations	131	109
Misdemeanor Citations	28	34
Jail Bookings	72	172

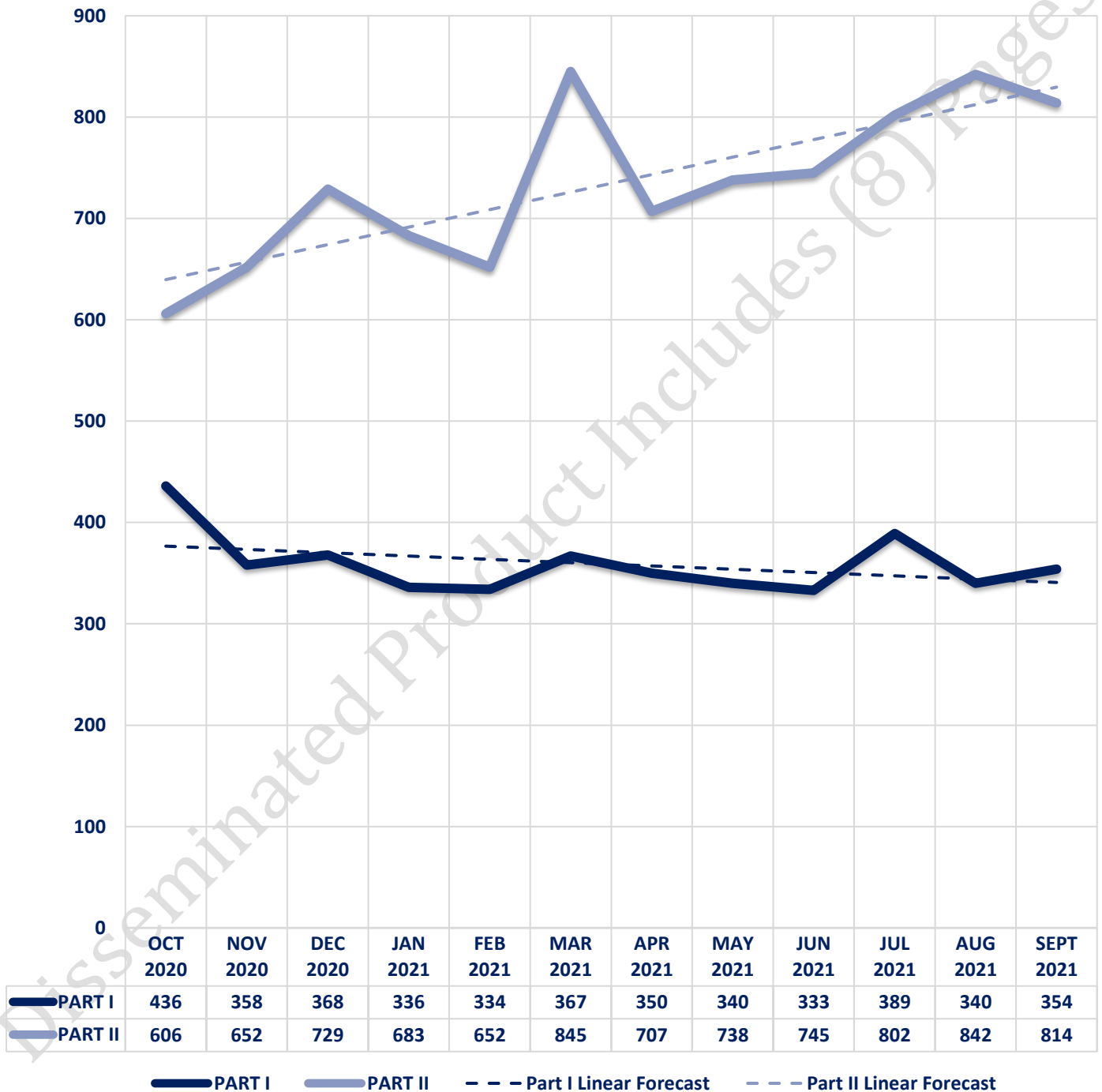


Seized Drugs

TYPE	DOSES	STREET VALUE
Cocaine	617.0	\$ 6,170.00
Heroin	739.0	\$ 7,390.00
Marijuana	162.6	\$ 975.33
Hallucinogens	436.3	\$ 872.68
Amphetamines	6906.1	\$ 69,060.50
TOTAL	8860.9	\$ 84,468.51



Part I & II Offenses - One Year





CITY COUNCIL DISTRICT #4

MONTHLY OFFENSE SUMMARY

October 2021

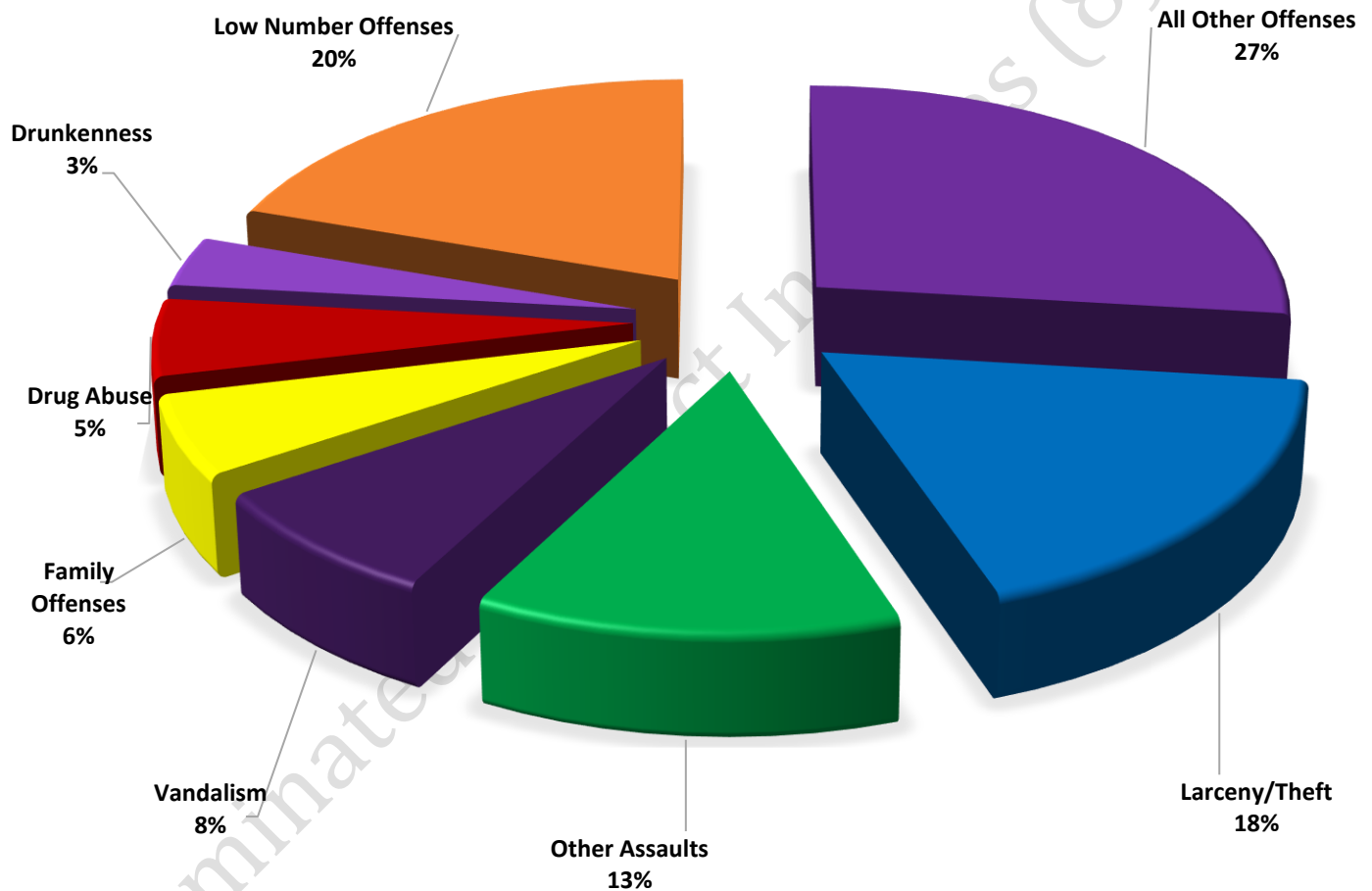
These figures represent preliminary counts of original Police Incident Reports and include all offenses within the above listed City Council District only. Full statistical analysis to determine the confidence level of this data has not been performed. The results contained herein are approximate in relation to the listed area and may not fully coincide with data shown in other areas of SLCPD's Crime Statistics page such as Calls for Service, Crimes Trending, and Crime Reports due to and reflective of departmental procedures that were in place at the time the event occurred and the date this data was compiled. Results displayed are not distinguished as attempted or completed crimes, do not include other calls for police service, and only represent police service where a report was made. Police Incident Reports are classified by primary offense categories as defined by the Uniform Crime Reporting (UCR) system, however for this report all offenses are included, and each incident may have more than one offense listed on it. In cases where there is more than one offense listed, all offenses are counted individually. Although every reasonable verification effort is made, the accuracy of any data is subject to the constraints of the report generation process as well as the manner, format, and point in time of any query.

PART I OFFENSES:	Chosen by the FBI as Part I Offenses because they are serious crimes that occur with regularity in all areas of the country and are likely to be reported to Police.
PART II OFFENSES:	All other crimes other than the eight Part I Offenses. The Uniform Crime Reporting Program gathers only arrest data for Part II Offenses, however, SLCPD results displayed in this document display all Part II Offenses, regardless of the presence of arrest data.
ALL OTHER OFFENSES:	Under the Part II Offense section, 'All Other Offenses' include Peeping Tom, Trespass, Kidnap/Abduction, Pornography, Extortion/Blackmail, Bribery, Warrants, Sexual Offenses, Obstruction, Public Peace, and Hit & Run.
NON-UCR OFFENSES:	Non-UCR Offenses include reports for all other offenses not classified as a Part I or Part II Offense. Results displayed separate some of these offenses such as Ambulance Calls, Deaths, Missing Persons, Suicides, Suspicious Activity, and Traffic Accidents.
ALL OTHER NON-UCR:	Under the Non-UCR category, 'All Other' include the remainder of offenses not classified as Part I or Part II and not separated from the Non-UCR Offenses. These include things such as Loud Parties, Barking Dogs, Mentally Ill Subjects, Citizen Assistance, etc.
LOW NUMBER OFFENSES:	On page two, in the interest of space and allowing for easier viewing, the category titled 'Low Number Offenses' include Part I and Part II Offenses from page one that have totals under the amount of 33.

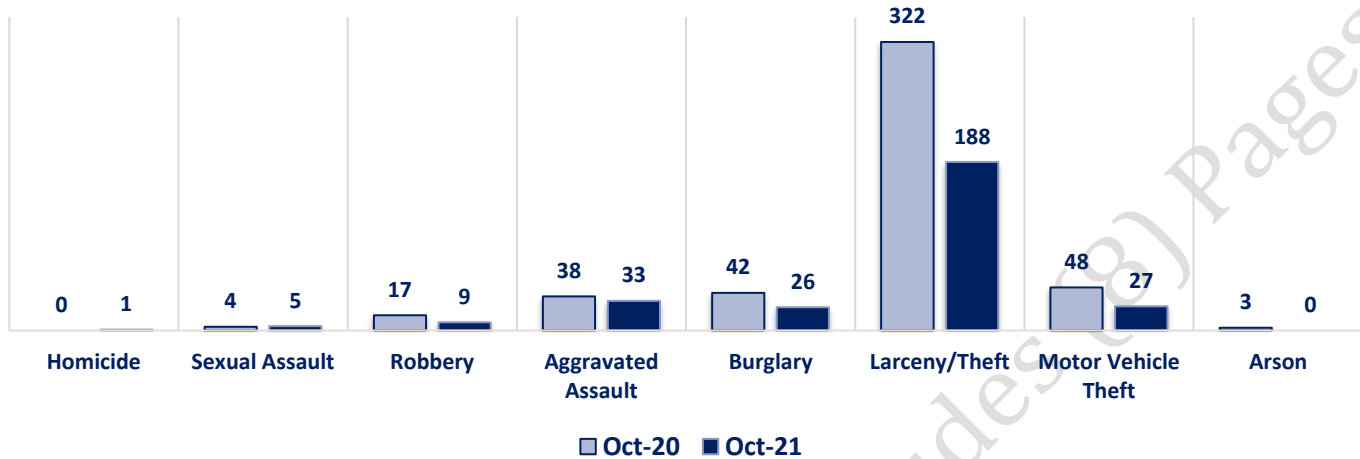
Offenses

PART I OFFENSES		OFFENSE		OCT 20	OCT 21	PART II OFFENSES			
		OFFENSE		OCT 20	OCT 21				
		Homicide		0	1				
		Sexual Assault		4	5				
		Robbery		17	9				
		Aggravated Assault		38	33				
		Burglary		42	26				
		Larceny/Theft		322	188				
		Motor Vehicle Theft		48	27				
		Arson		3	0				
PART I TOTALS		474	289	Sex Offenses		5	6		
NON-UCR OFFENSES		Ambulance Calls		41	54	Drug Abuse		38	57
		Deaths		11	10	Gambling		0	0
		Missing Persons		17	16	Family Offenses		51	59
		Suicides		0	0	DUI		14	12
		Suspicious Activity		32	47	Liquor Laws		1	9
		Traffic Accidents		86	87	Drunkenness		12	37
		All Other		308	312	Disorderly Conduct		20	30
		NON-UCR TOTALS		495	526	All Other Offenses		181	282
PART I OFFENSES		474	289	Curfew/Loitering		1	0		
PART II OFFENSES		637	760	Runaway		4	0		
NON-UCR OFFENSES		495	526	PART II TOTALS		637	760		
TOTAL		1606	1575						

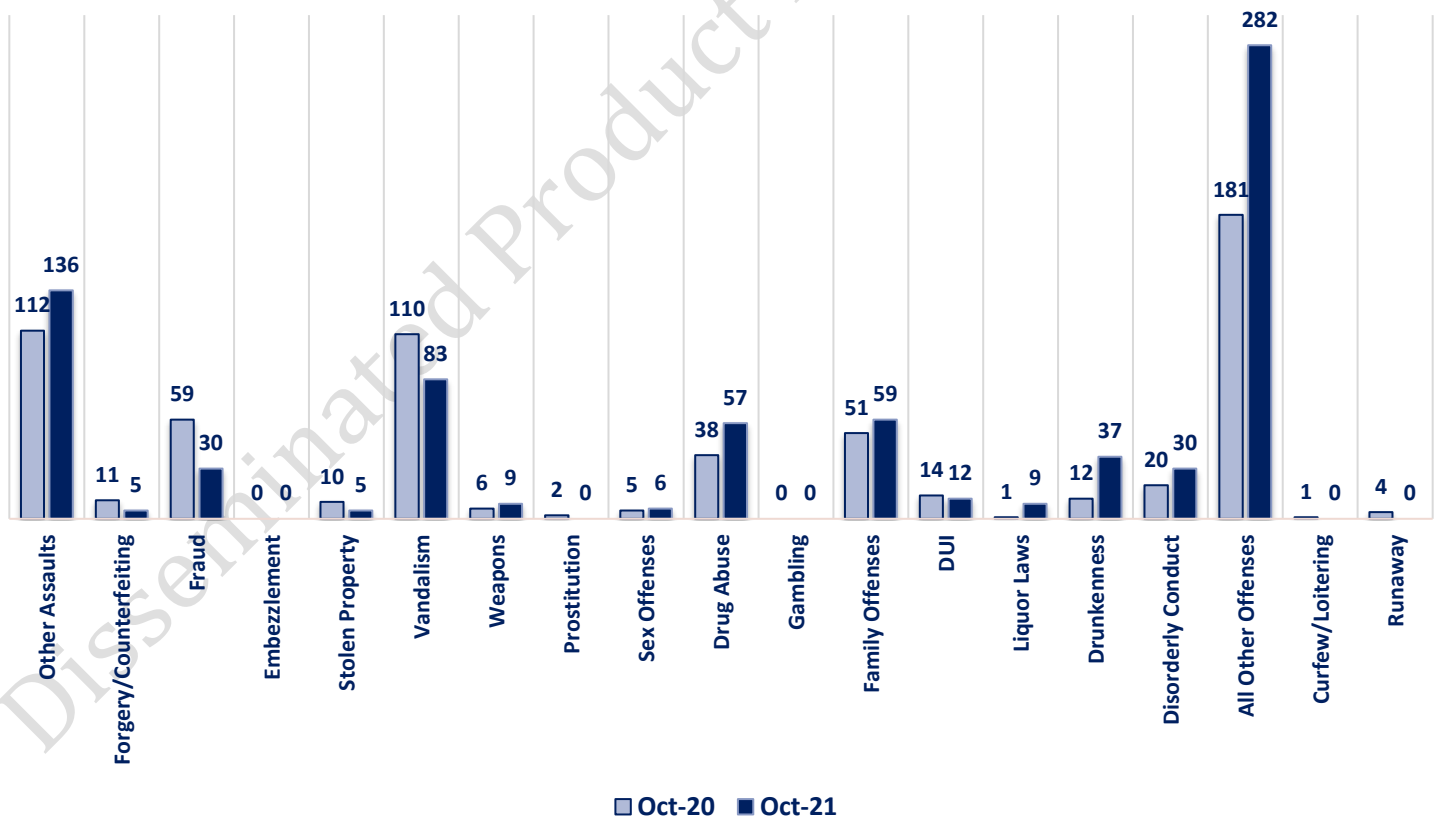
SEPTEMBER 2021 - PART I & II OFFENSE PERCENTAGES



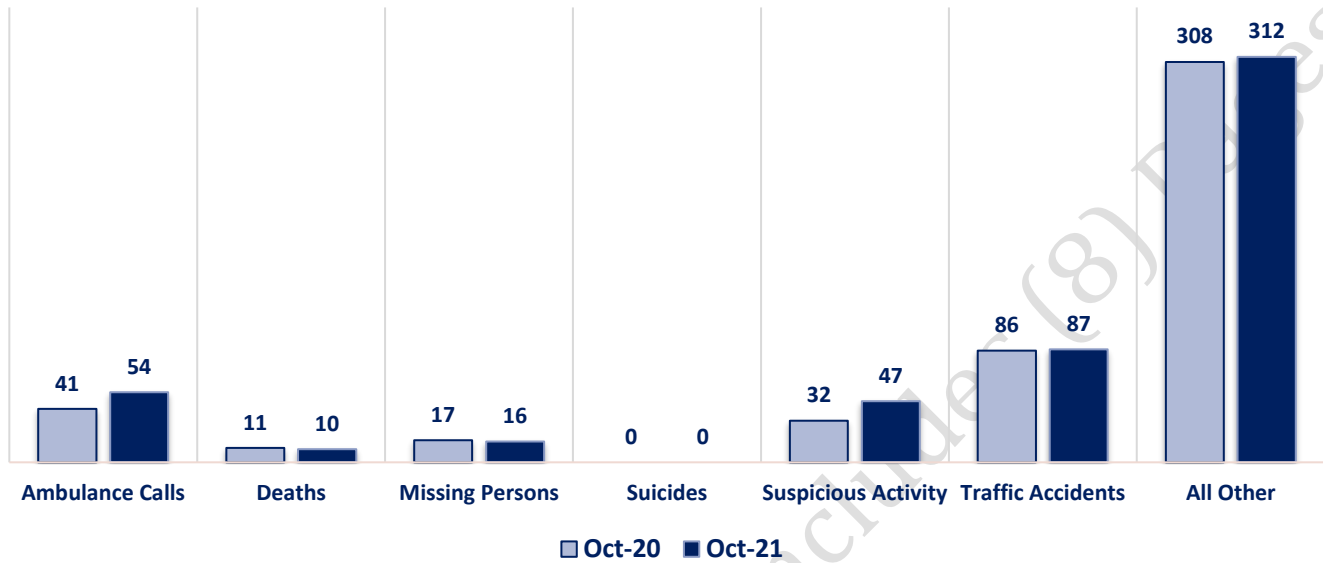
Part I Offenses



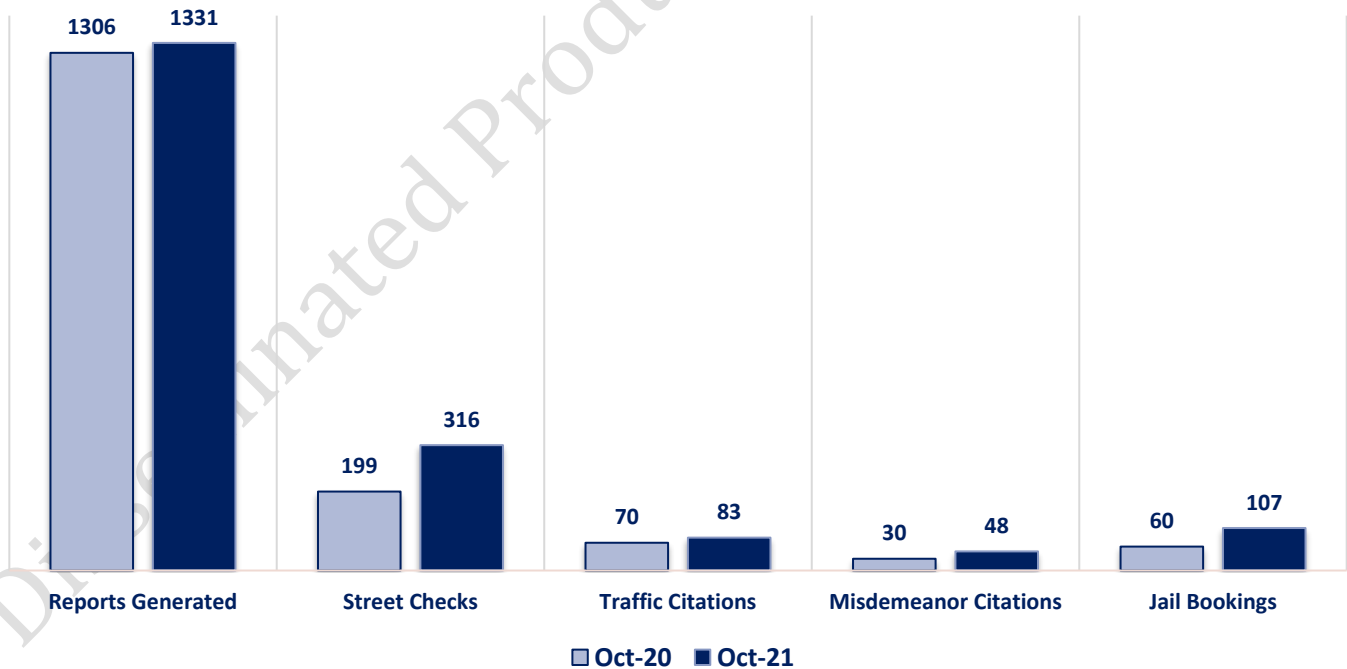
Part II Offenses



Non-UCR Offenses

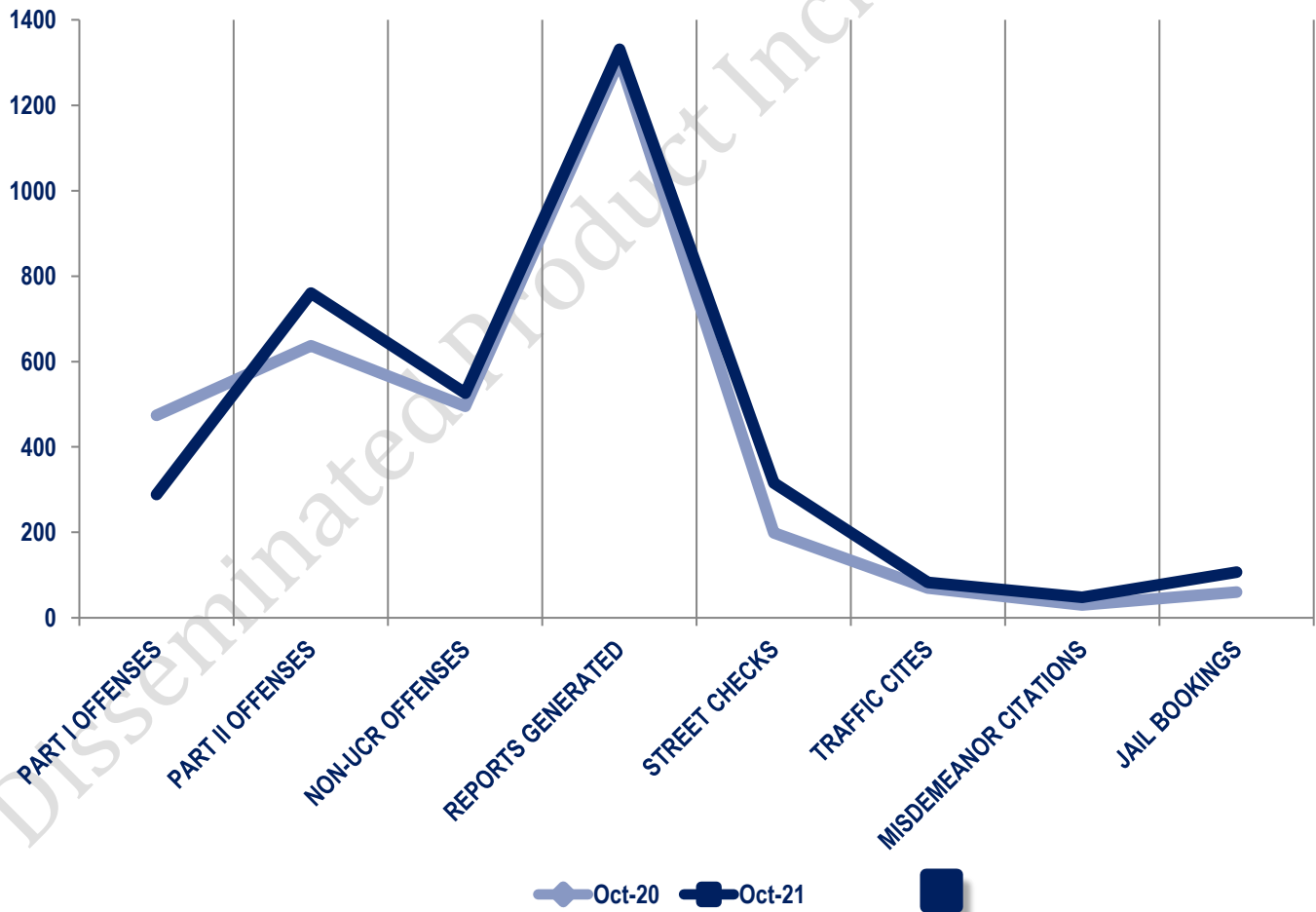


Other Event Totals



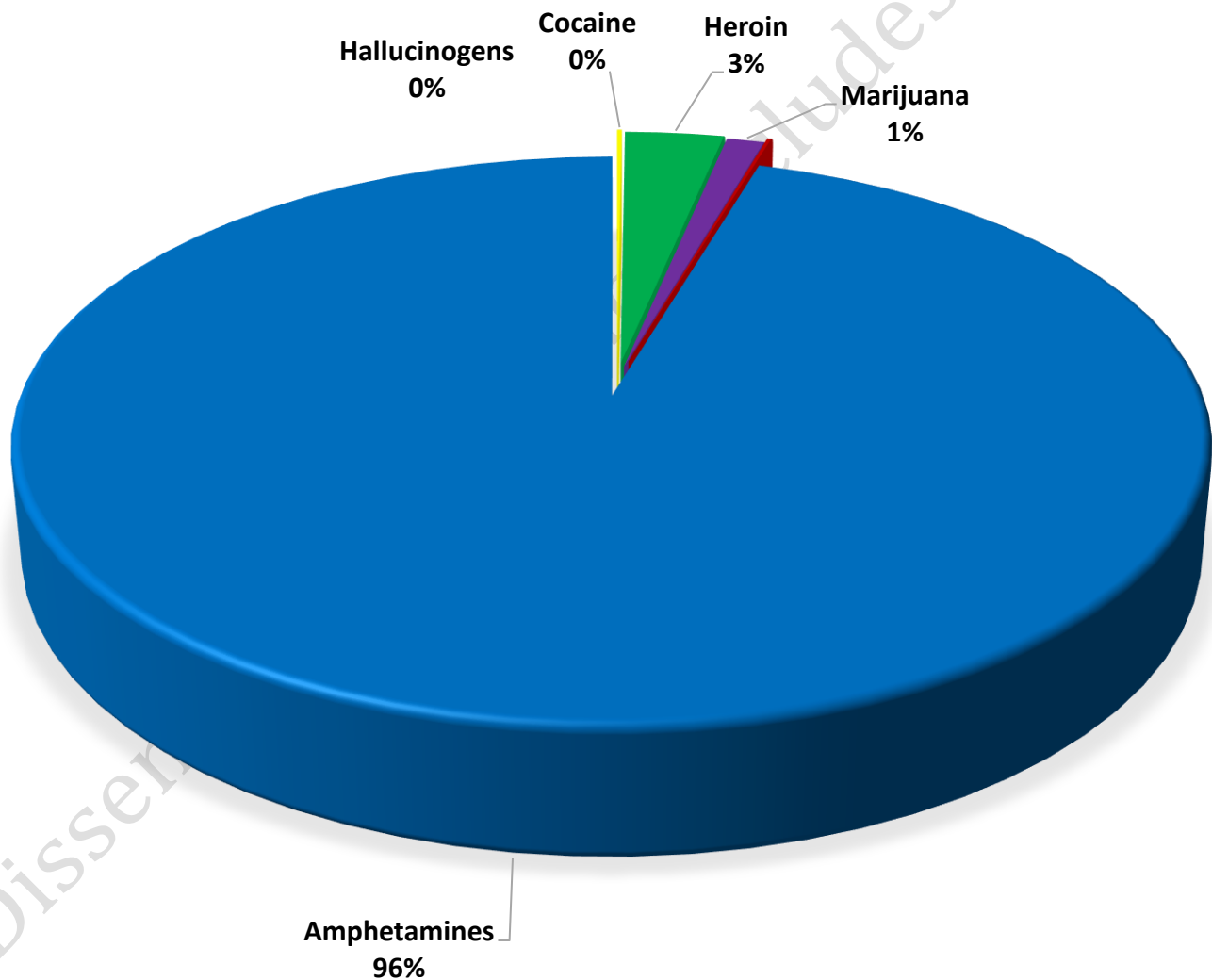
Combined Offense/Event Trends

	OCT 2020	OCT 2021
Part I Offenses	474	289
Part II Offenses	637	760
NonUCR Offenses	495	526
Reports Generated	1306	1331
Street Checks	199	316
Traffic Citations	70	83
Misdemeanor Citations	30	48
Jail Bookings	60	107

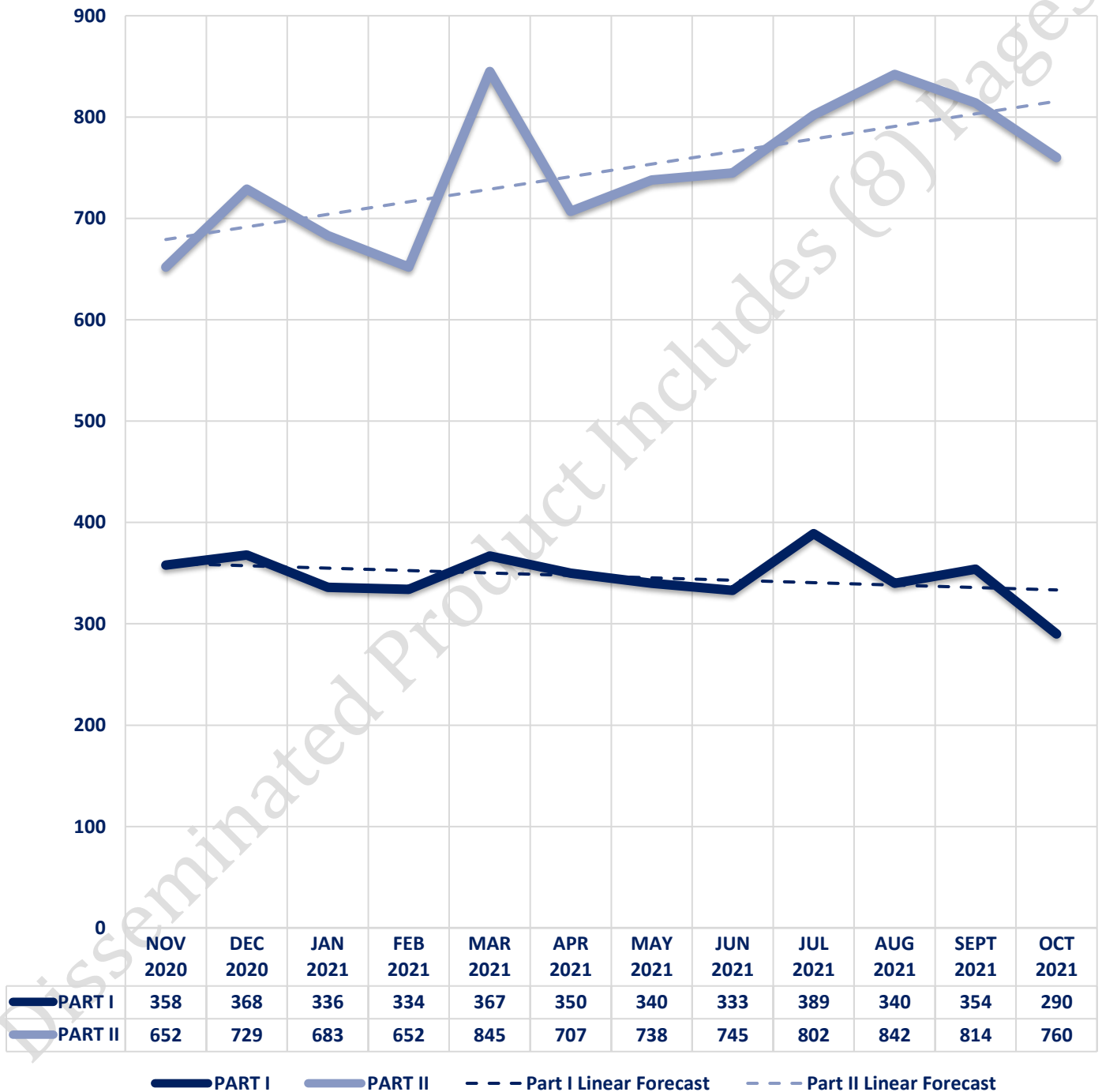


Seized Drugs

TYPE	DOSES	STREET VALUE
Cocaine	59.0	\$ 590.00
Heroin	1210.5	\$ 12,105.00
Marijuana	456.2	\$ 2,736.96
Hallucinogens	49.0	\$ 97.95
Amphetamines	36694.5	\$ 366,945.27
TOTAL	38469.2	\$ 382,475.18



Part I & II Offenses - One Year





CITY COUNCIL DISTRICT #4

MONTHLY OFFENSE SUMMARY

November 2021

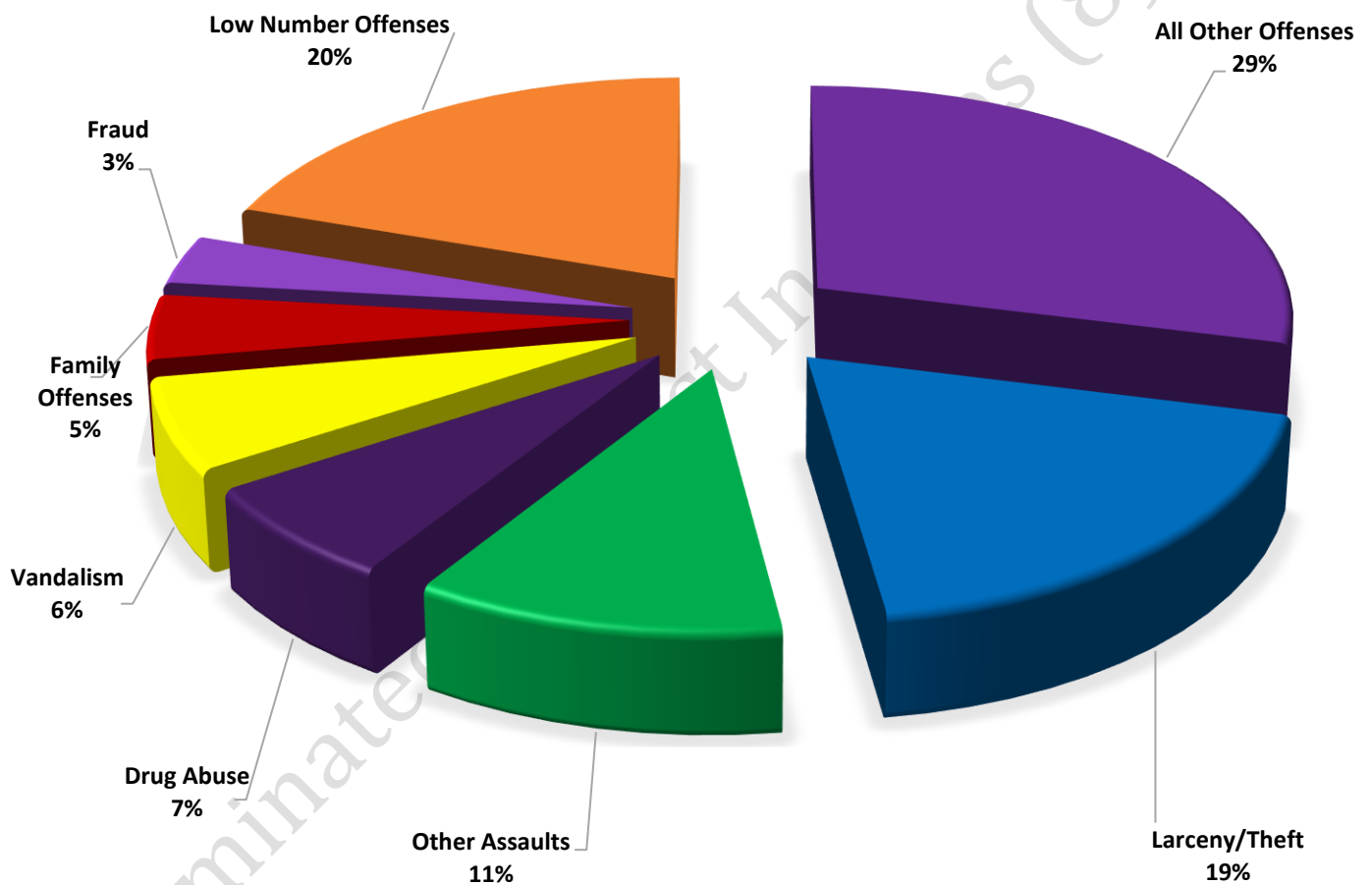
These figures represent preliminary counts of original Police Incident Reports and include all offenses within the above listed City Council District only. Full statistical analysis to determine the confidence level of this data has not been performed. The results contained herein are approximate in relation to the listed area and may not fully coincide with data shown in other areas of SLCPD's Crime Statistics page such as Calls for Service, Crimes Trending, and Crime Reports due to and reflective of departmental procedures that were in place at the time the event occurred and the date this data was compiled. Results displayed are not distinguished as attempted or completed crimes, do not include other calls for police service, and only represent police service where a report was made. Police Incident Reports are classified by primary offense categories as defined by the Uniform Crime Reporting (UCR) system, however for this report all offenses are included, and each incident may have more than one offense listed on it. In cases where there is more than one offense listed, all offenses are counted individually. Although every reasonable verification effort is made, the accuracy of any data is subject to the constraints of the report generation process as well as the manner, format, and point in time of any query.

PART I OFFENSES:	Chosen by the FBI as Part I Offenses because they are serious crimes that occur with regularity in all areas of the country and are likely to be reported to Police.
PART II OFFENSES:	All other crimes other than the eight Part I Offenses. The Uniform Crime Reporting Program gathers only arrest data for Part II Offenses, however, SLCPD results displayed in this document display all Part II Offenses, regardless of the presence of arrest data.
ALL OTHER OFFENSES:	Under the Part II Offense section, 'All Other Offenses' include Peeping Tom, Trespass, Kidnap/Abduction, Pornography, Extortion/Blackmail, Bribery, Warrants, Sexual Offenses, Obstruction, Public Peace, and Hit & Run.
NON-UCR OFFENSES:	Non-UCR Offenses include reports for all other offenses not classified as a Part I or Part II Offense. Results displayed separate some of these offenses such as Ambulance Calls, Deaths, Missing Persons, Suicides, Suspicious Activity, and Traffic Accidents.
ALL OTHER NON-UCR:	Under the Non-UCR category, 'All Other' include the remainder of offenses not classified as Part I or Part II and not separated from the Non-UCR Offenses. These include things such as Loud Parties, Barking Dogs, Mentally Ill Subjects, Citizen Assistance, etc.
LOW NUMBER OFFENSES:	On page two, in the interest of space and allowing for easier viewing, the category titled 'Low Number Offenses' include Part I and Part II Offenses from page one that have totals under the amount of 35.

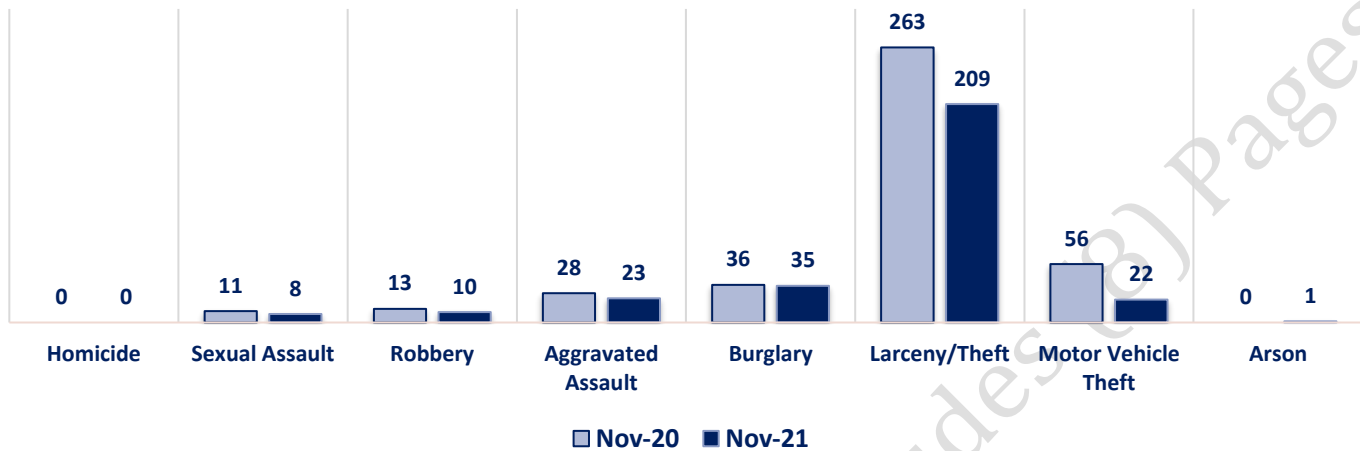
Offenses

PART I OFFENSES		OFFENSE		NOV 20	NOV 21	PART II OFFENSES					
		OFFENSE		NOV 20	NOV 21						
		Homicide		0	0			Other Assaults		114	124
		Sexual Assault		11	8			Forgery/Counterfeit		20	11
		Robbery		13	10			Fraud		58	38
		Aggravated Assault		28	23			Embezzlement		1	0
		Burglary		36	35			Stolen Property		6	4
		Larceny/Theft		263	209			Vandalism		94	71
		Motor Vehicle Theft		56	22			Weapons		7	8
		Arson		0	1			Prostitution		0	1
PART I TOTALS		407	308	Sex Offenses		2	6				
NON-UCR OFFENSES		Ambulance Calls		49	62	Drug Abuse		37	75		
		Deaths		5	11	Gambling		0	0		
		Missing Persons		12	18	Family Offenses		63	50		
		Suicides		0	1	DUI		5	22		
		Suspicious Activity		35	53	Liquor Laws		3	11		
		Traffic Accidents		70	107	Drunkenness		26	25		
		All Other		307	379	Disorderly Conduct		17	31		
		NON-UCR TOTALS		478	631	All Other Offenses		239	319		
PART I OFFENSES		407	308	Curfew/Loitering		0	0				
PART II OFFENSES		695	796	Runaway		3	0				
NON-UCR OFFENSES		478	631	PART II TOTALS		695	796				
TOTAL		1580	1735								

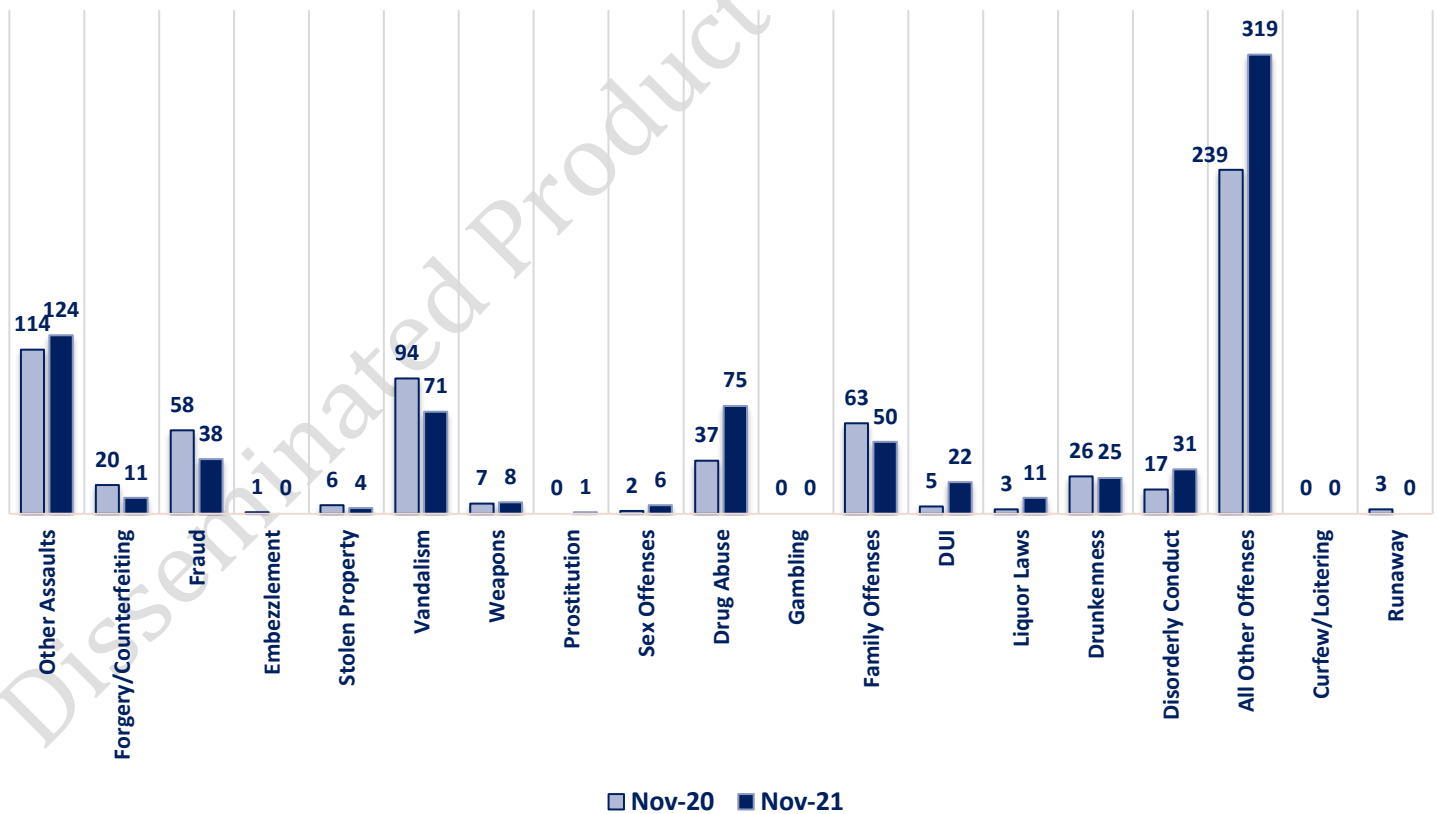
NOVEMBER 2021 - PART I & II OFFENSE PERCENTAGES



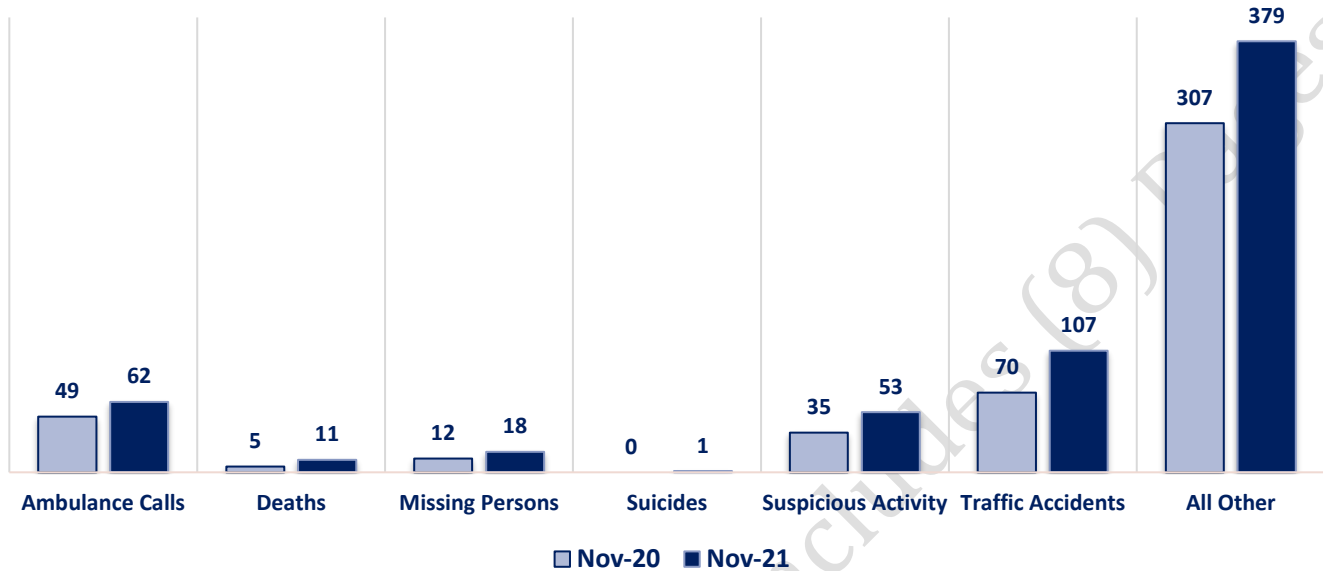
Part I Offenses



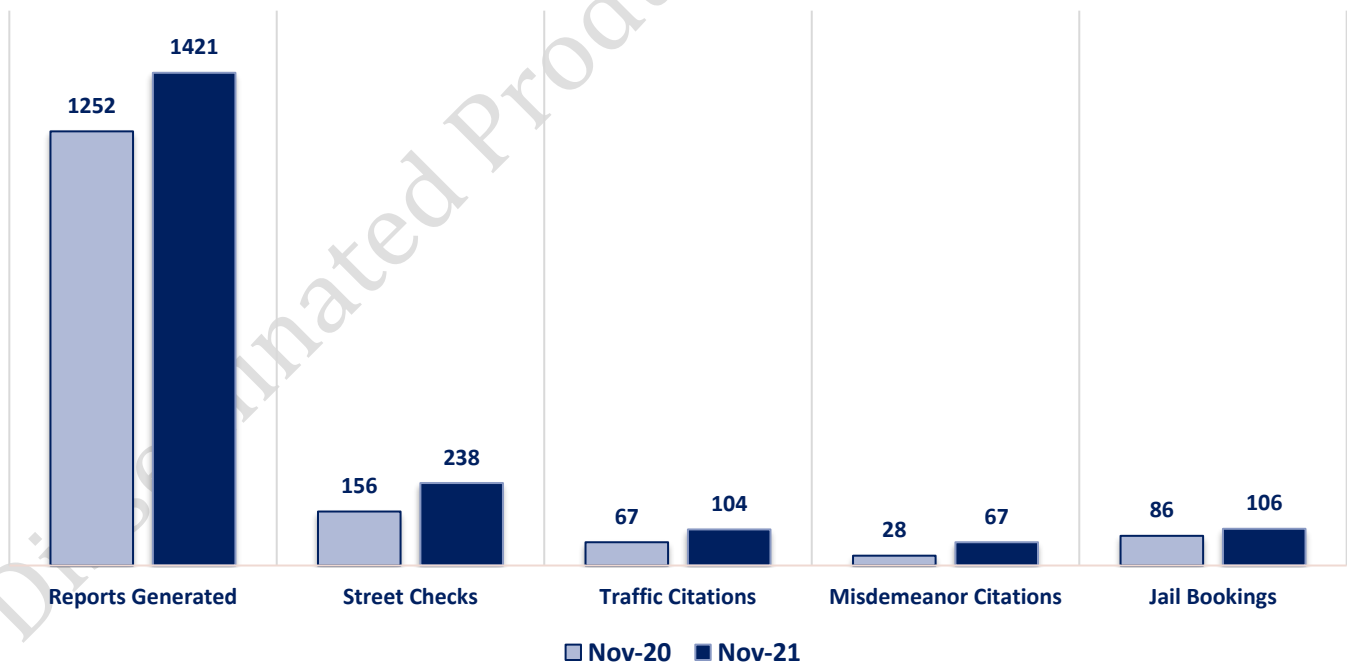
Part II Offenses



Non-UCR Offenses

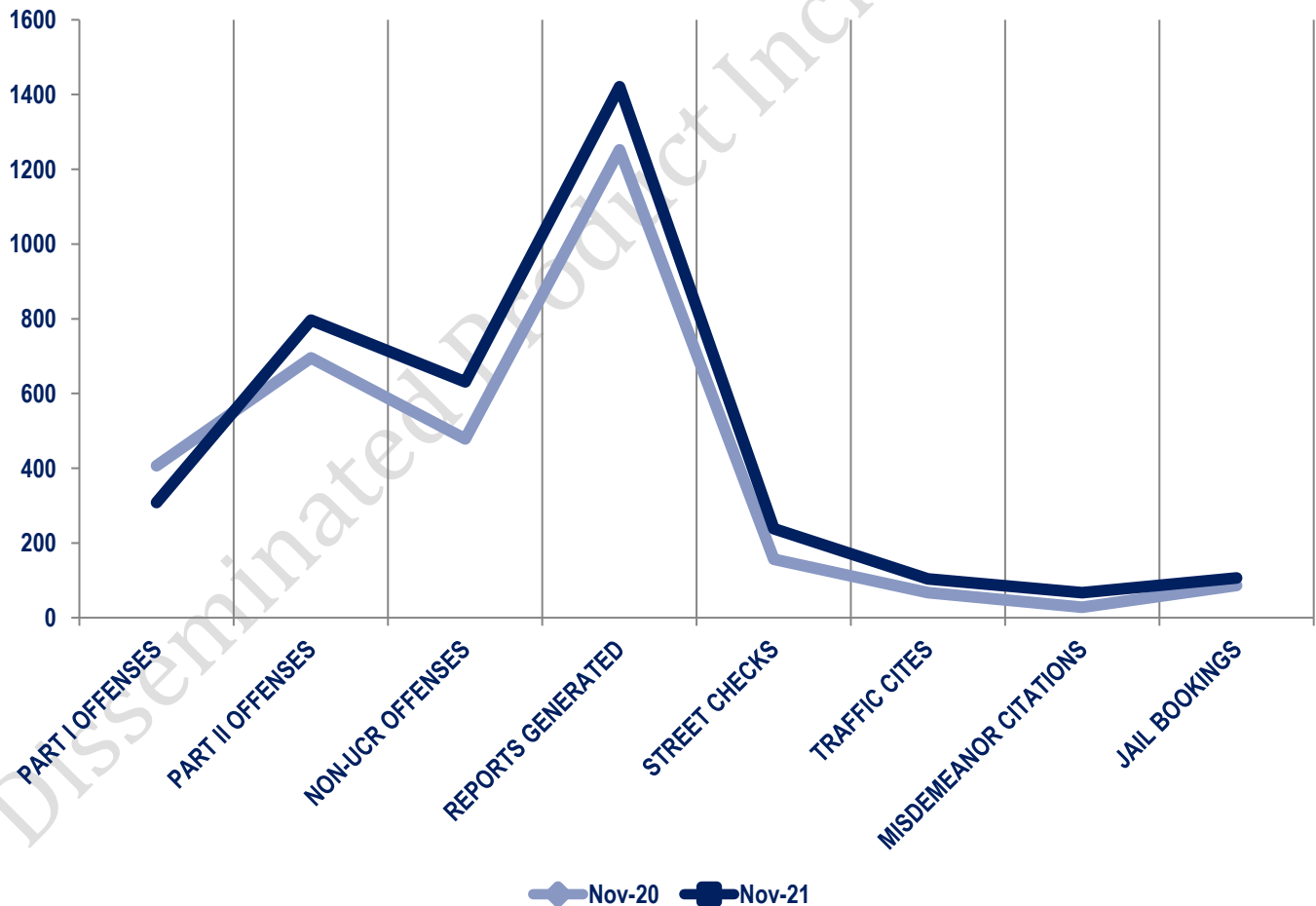


Other Event Totals



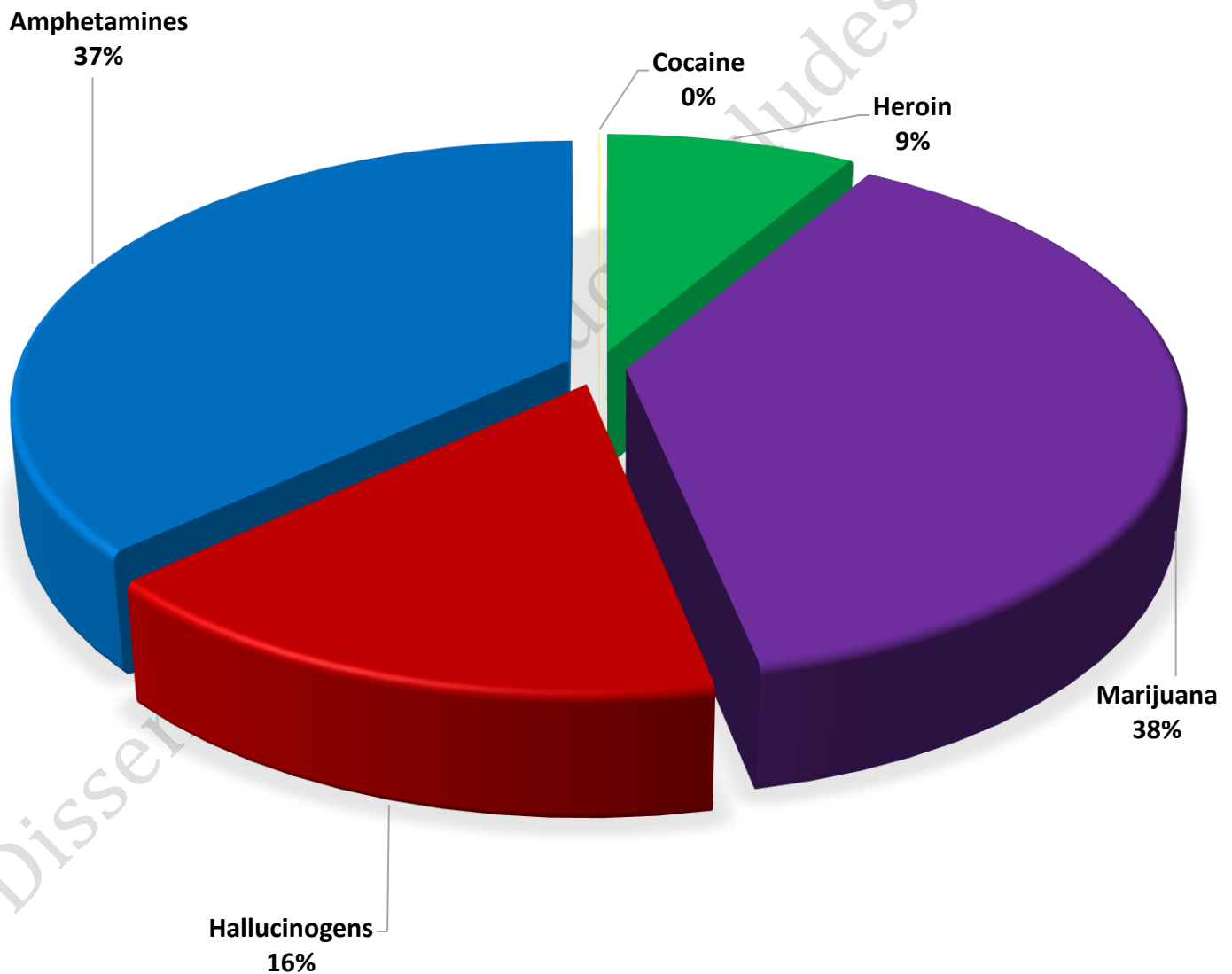
Combined Offense/Event Trends

	NOV 2020	NOV 2021
Part I Offenses	407	308
Part II Offenses	695	796
NonUCR Offenses	478	631
Reports Generated	1252	1421
Street Checks	156	238
Traffic Citations	67	104
Misdemeanor Citations	28	67
Jail Bookings	86	106

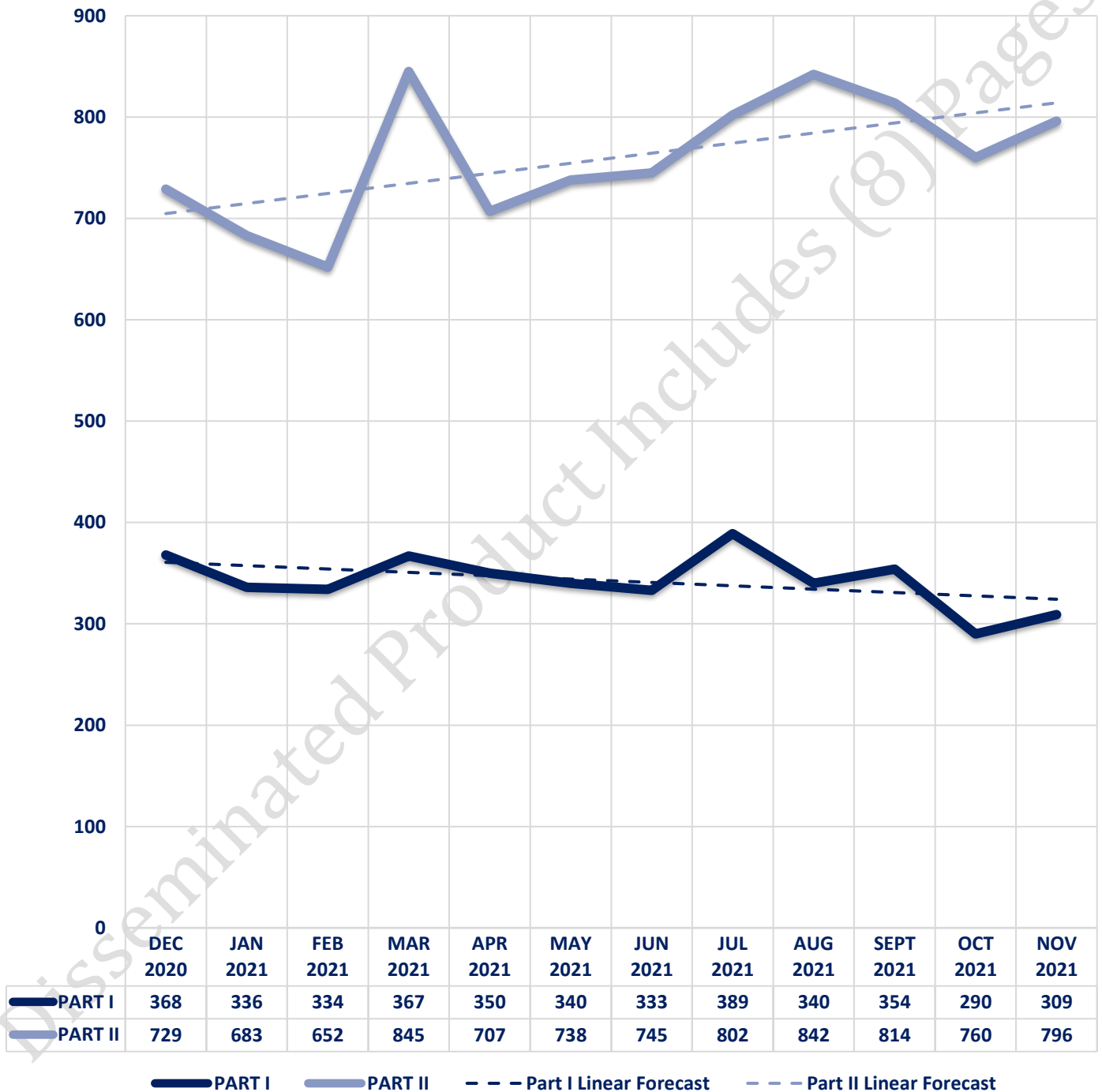


Seized Drugs

TYPE	DOSES	STREET VALUE
Cocaine	1.0	\$ 10.00
Heroin	296.6	\$ 2,966.00
Marijuana	1350.0	\$ 8,100.13
Hallucinogens	575.2	\$ 1,150.44
Amphetamines	1297.1	\$ 12,971.00
TOTAL	3519.9	\$ 25,197.57



Part I & II Offenses - One Year





CITY COUNCIL DISTRICT #4

MONTHLY OFFENSE SUMMARY

December 2021

These figures represent preliminary counts of original Police Incident Reports and include all offenses within the above listed City Council District only. Full statistical analysis to determine the confidence level of this data has not been performed. The results contained herein are approximate in relation to the listed area and may not fully coincide with data shown in other areas of SLCPD's Crime Statistics page such as Calls for Service, Crimes Trending, and Crime Reports due to and reflective of departmental procedures that were in place at the time the event occurred and the date this data was compiled. Results displayed are not distinguished as attempted or completed crimes, do not include other calls for police service, and only represent police service where a report was made. Police Incident Reports are classified by primary offense categories as defined by the Uniform Crime Reporting (UCR) system, however for this report all offenses are included, and each incident may have more than one offense listed on it. In cases where there is more than one offense listed, all offenses are counted individually. Although every reasonable verification effort is made, the accuracy of any data is subject to the constraints of the report generation process as well as the manner, format, and point in time of any query.

COMPSTAT OFFENSES: (Part I)

Chosen by the FBI as Part I Offenses because they are serious crimes that occur with regularity in all areas of the country and are likely to be reported to Police.

EXTENDED COMPSTAT OFFENSES: (Part II)

All other crimes other than the eight CompStat Offenses. The Uniform Crime Reporting Program gathers only arrest data for these offenses, however, SLCPD results displayed in this document display all of these, regardless of the presence of arrest data.

ALL OTHER OFFENSES:

Under the Extended CompStat Offense section, 'All Other Offenses' include Peeping Tom, Trespass, Kidnap/Abduction, Pornography, Extortion/Blackmail, Bribery, Warrants, Sexual Offenses, Obstruction, Public Peace, and Hit & Run.

NON-UCR OFFENSES:

Non-UCR Offenses include reports for all other offenses not classified as a CompStat or Extended CompStat Offense. Results displayed separate some of these offenses such as Ambulance Calls, Deaths, Missing Persons, Suicides, Suspicious Activity, and Traffic Accidents.

ALL OTHER NON-UCR:

Under the Non-UCR category, 'All Other' include the remainder of offenses not classified as CompStat or CompStat Extended and not separated from the Non-UCR Offenses. These include things such as Loud Parties, Barking Dogs, Mentally Ill Subjects, Citizen Assistance, etc.

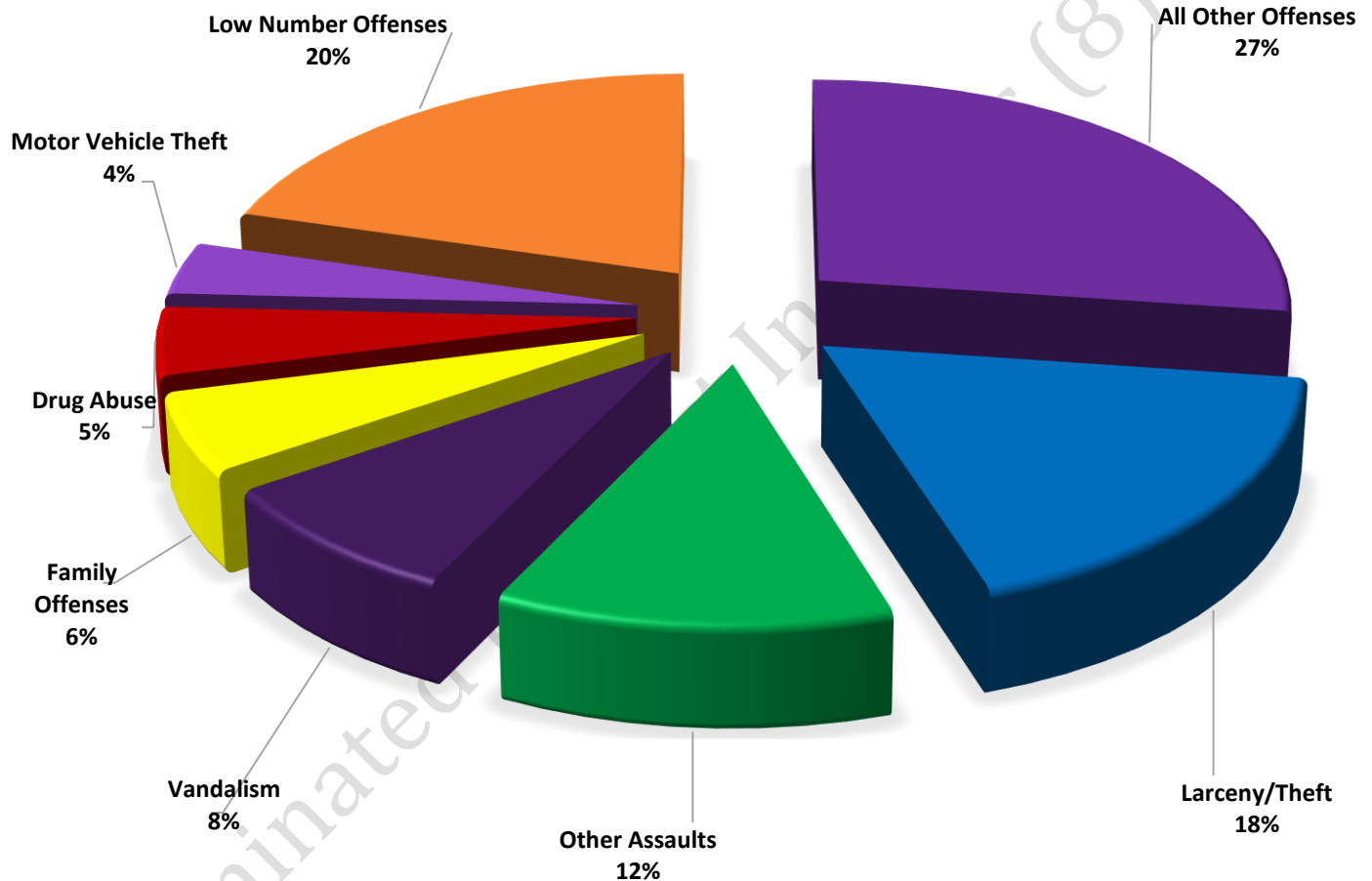
LOW NUMBER OFFENSES:

On page two, in the interest of space and allowing for easier viewing, the category titled 'Low Number Offenses' include CompStat and Extended CompStat Offenses from page one that have totals under the amount of 36.

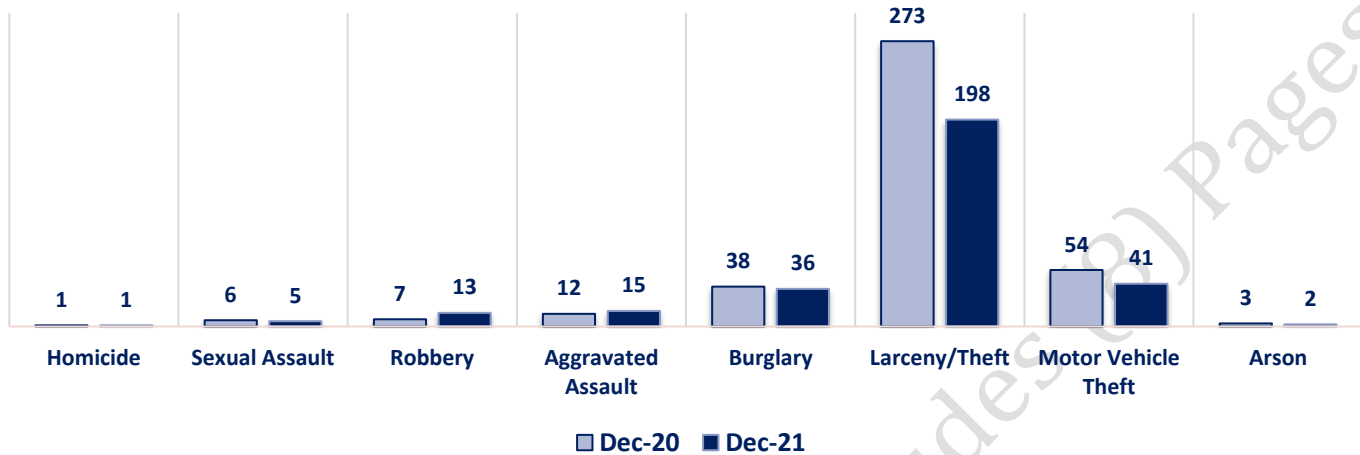
Offenses

COMPSTAT OFFENSES	VIOLENT	Offense	Dec-20	Dec-21	OFFENSE	DEC 20	DEC 21	EXTENDED COMPSTAT OFFENSES
		Homicide	1	1	Other Assaults	126	134	
		Sexual Assault	6	5	Forgery/Counterfeiting	25	11	
		Robbery	7	13	Fraud	70	34	
		Aggravated Assault	12	15	Embezzlement	0	0	
		Burglary	38	36	Stolen Property	11	7	
		Larceny/Theft	273	198	Vandalism	81	91	
		Motor Vehicle Theft	54	41	Weapons	10	8	
		Arson	3	2	Prostitution	0	0	
NON-UCR OFFENSES	PROPERTY	COMPSTAT TOTALS	394	311	Sex Offenses	7	2	
		Ambulance Calls	52	57	Drug Abuse	52	53	
		Deaths	6	6	Gambling	0	0	
		Missing Persons	18	13	Family Offenses	66	61	
		Suicides	0	0	DUI	9	27	
		Suspicious Activity	47	36	Liquor Laws	4	6	
		Traffic Accidents	78	125	Drunkenness	17	25	
		All Other	295	378	Disorderly Conduct	20	33	
		NON-UCR TOTALS	496	615	All Other Offenses	241	300	
TOTALS		COMPSTAT OFFENSES	394	311	Curfew/Loitering	0	1	
		EXTENDED COMPSTAT OFFENSES	747	793	Runaway	8	0	
		NON-UCR OFFENSES	496	615	EXTENDED COMPSTAT TOTALS	747	793	
		TOTAL	1637	1719				

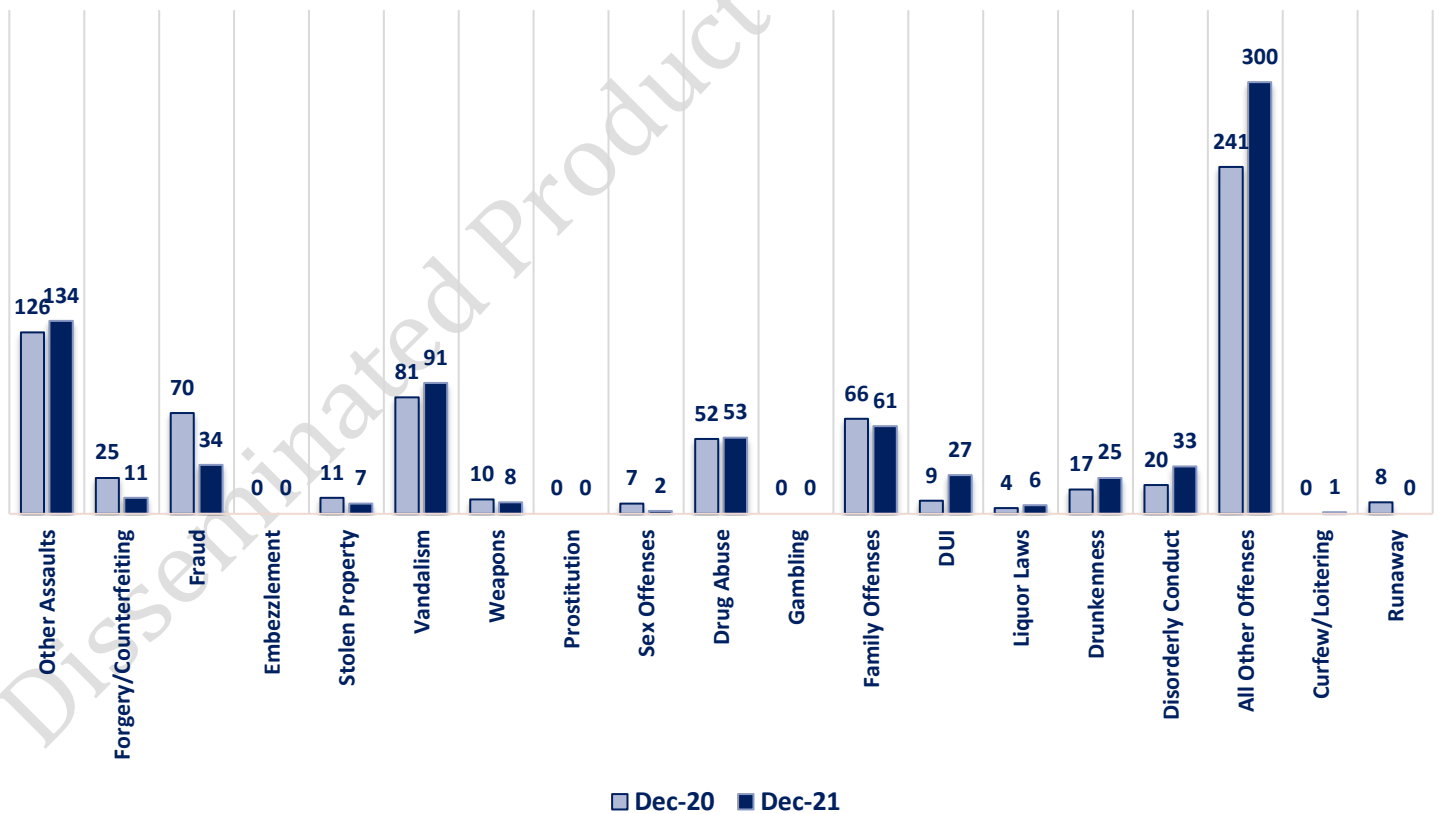
**DECEMBER 2021 - COMPSTAT AND EXTENDED COMPSTAT
OFFENSE PERCENTAGES**



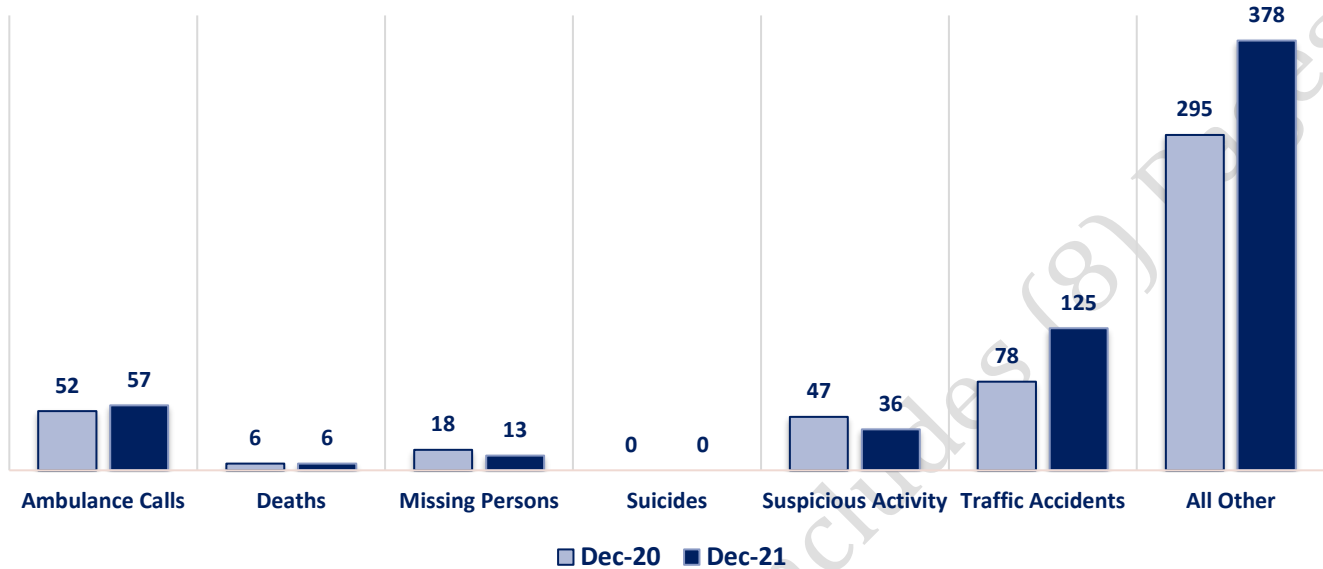
CompStat Offenses



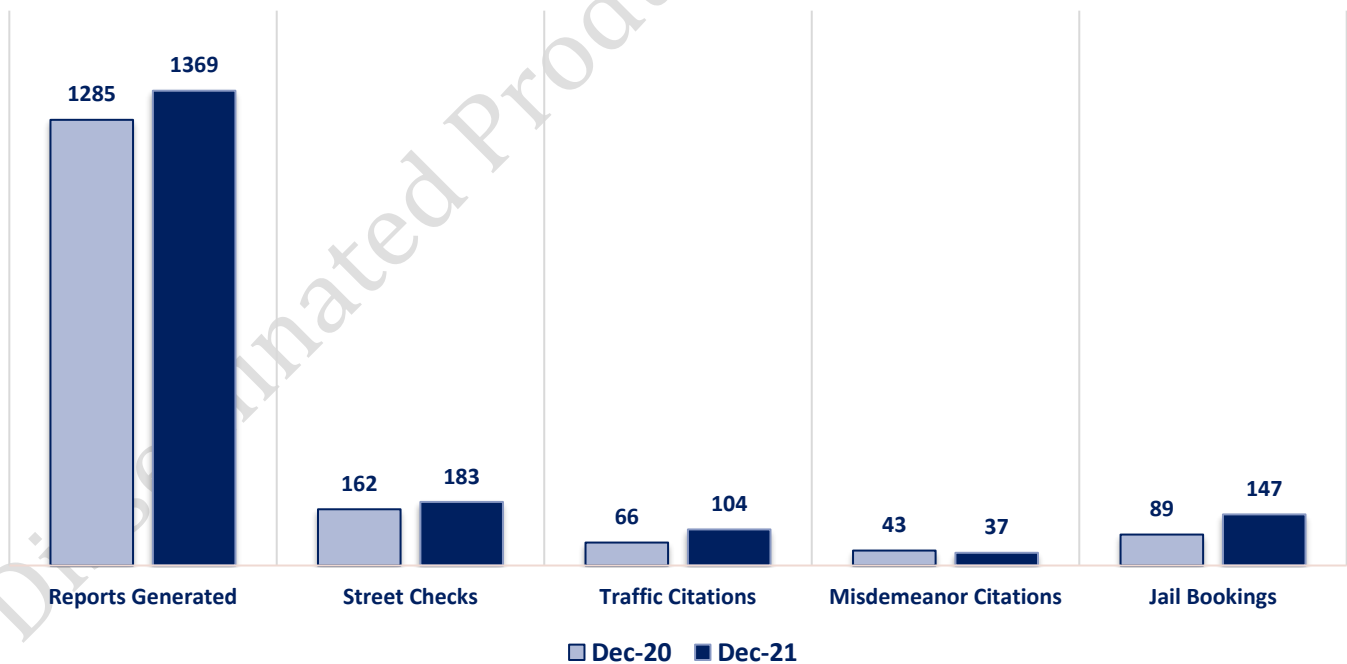
Extended CompStat Offenses



Non-UCR Offenses

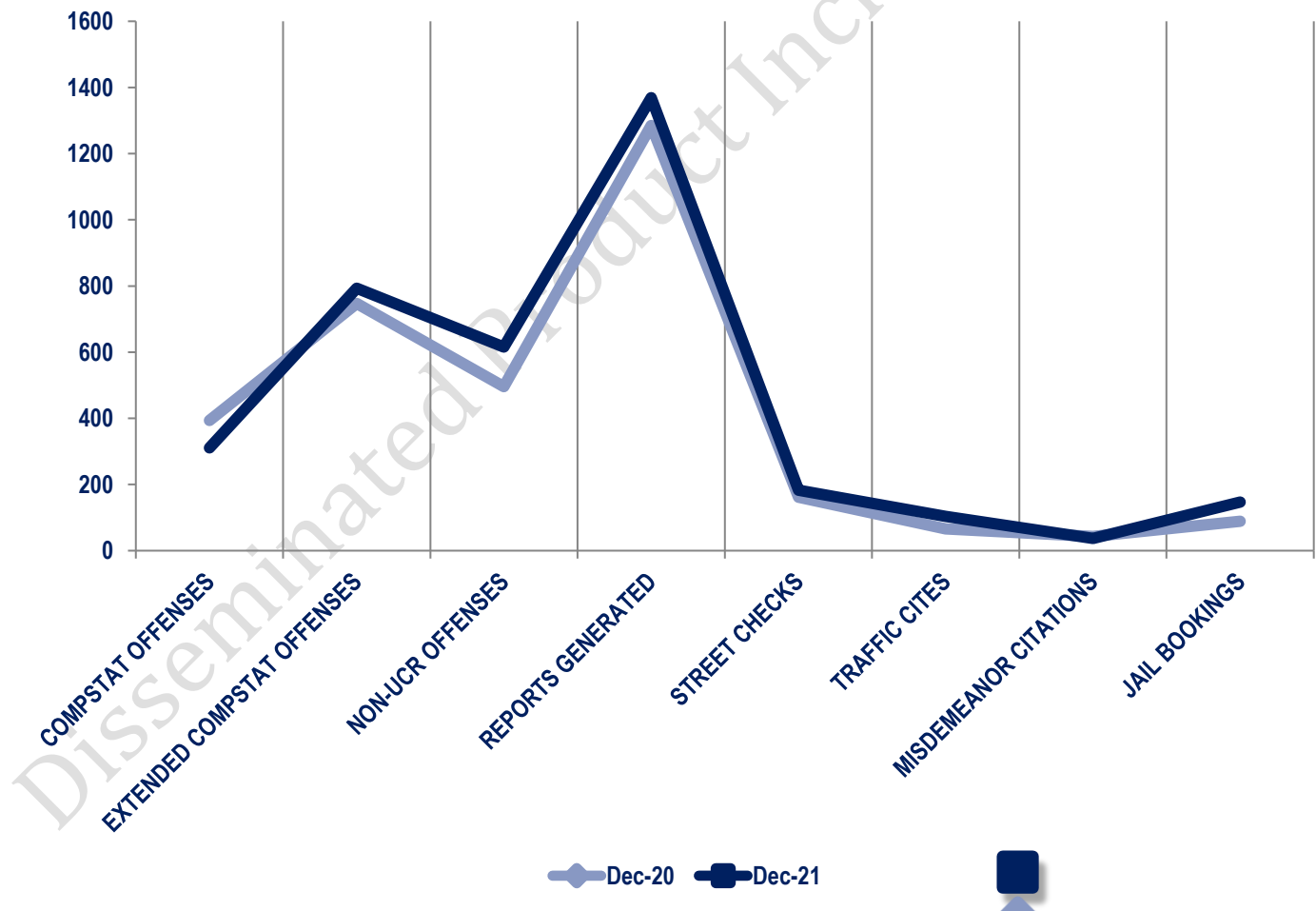


Other Event Totals



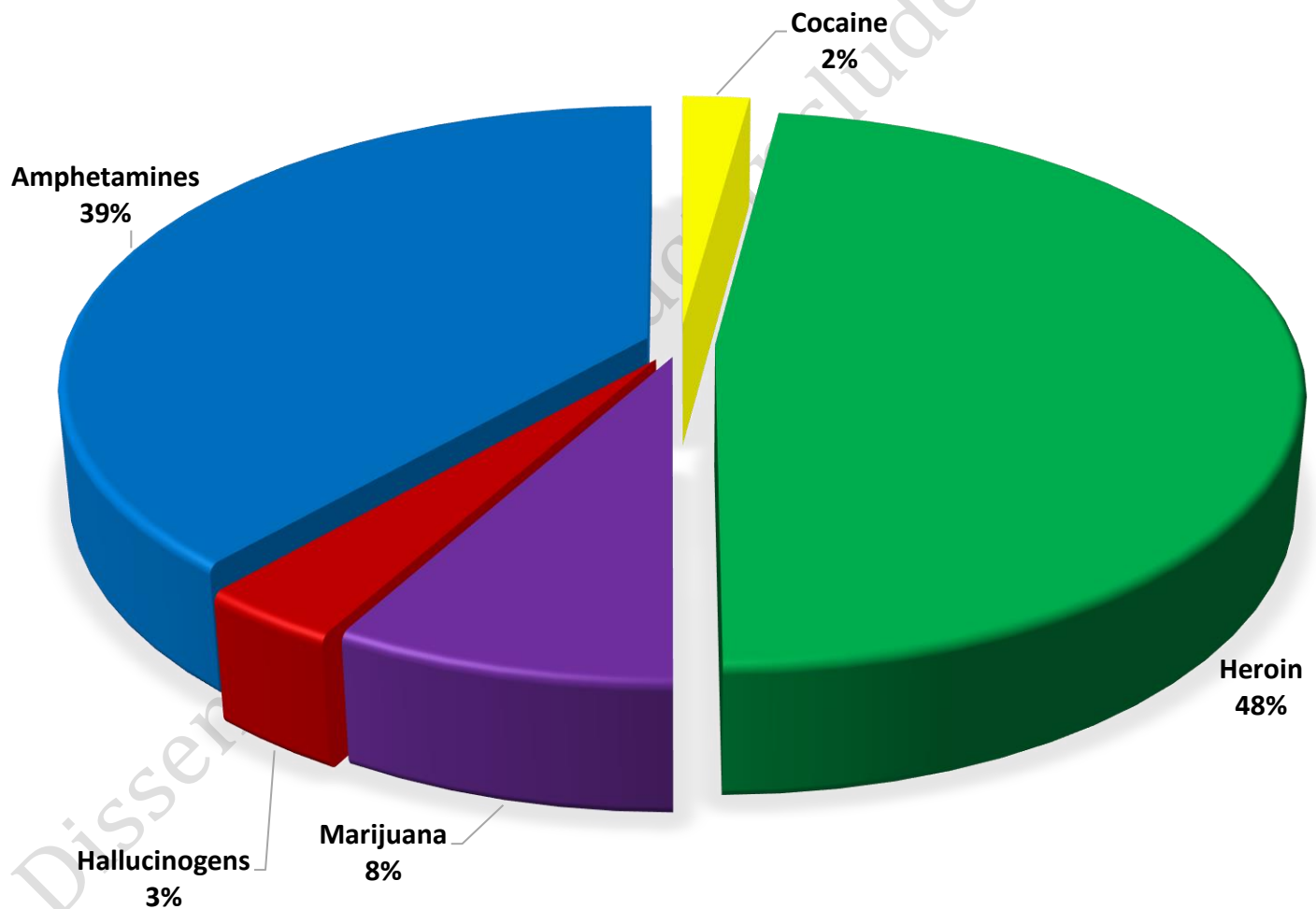
Combined Offense/Event Trends

	DEC 2020	DEC 2021
CompStat Offenses	394	311
Extended CompStat Offenses	747	793
Non-UCR Offenses	496	615
Reports Generated	1285	1369
Street Checks	162	183
Traffic Cites	66	104
Misdemeanor Citations	43	37
Jail Bookings	89	147



Seized Drugs

TYPE	DOSES	STREET VALUE
Cocaine	135.4	\$ 1,354.00
Heroin	2996.0	\$ 29,960.00
Marijuana	509.9	\$ 3,059.52
Hallucinogens	212.9	\$ 425.76
Amphetamines	2413.5	\$ 24,135.00
TOTAL	6267.7	\$ 58,934.28



CompStat & Extended CompStat Offenses - One Year

