



CITY COUNCIL DISTRICT #5

MONTHLY OFFENSE SUMMARY

January 2021

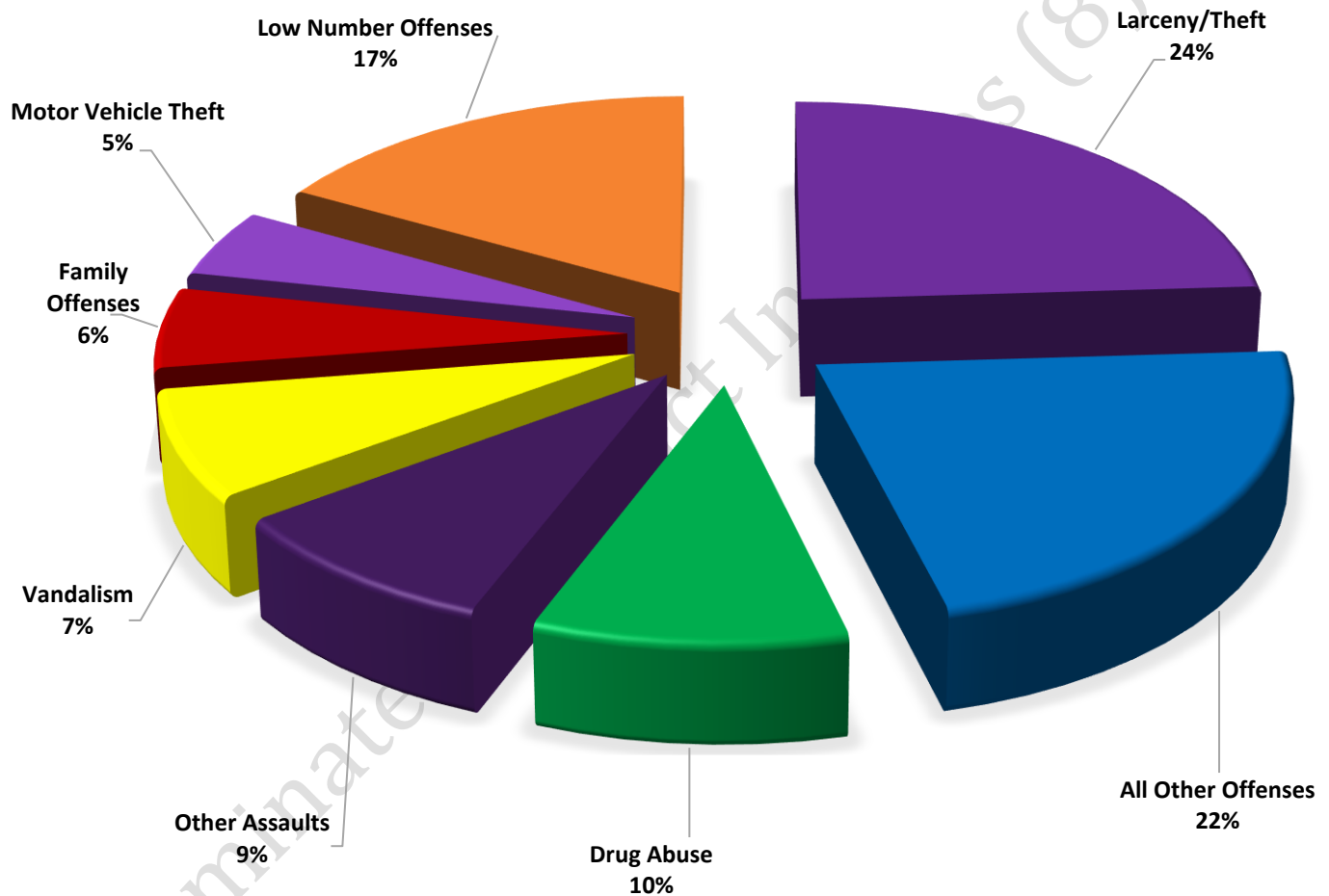
These figures represent preliminary counts of original Police Incident Reports and include all offenses within the above listed City Council District only. Full statistical analysis to determine the confidence level of this data has not been performed. The results contained herein are approximate in relation to the listed area and may not fully coincide with data shown in other areas of SLCPD's Crime Statistics page such as Calls for Service, Crimes Trending, and Crime Reports due to and reflective of departmental procedures that were in place at the time the event occurred and the date this data was compiled. Results displayed are not distinguished as attempted or completed crimes, do not include other calls for police service, and only represent police service where a report was made. Police Incident Reports are classified by primary offense categories as defined by the Uniform Crime Reporting (UCR) system, however for this report all offenses are included, and each incident may have more than one offense listed on it. In cases where there is more than one offense listed, all offenses are counted individually. Although every reasonable verification effort is made, the accuracy of any data is subject to the constraints of the report generation process as well as the manner, format, and point in time of any query.

PART I OFFENSES:	Chosen by the FBI as Part I Offenses because they are serious crimes that occur with regularity in all areas of the country and are likely to be reported to Police.
PART II OFFENSES:	All other crimes other than the eight Part I Offenses. The Uniform Crime Reporting Program gathers only arrest data for Part II Offenses, however, SLCPD results displayed in this document display all Part II Offenses, regardless of the presence of arrest data.
ALL OTHER OFFENSES:	Under the Part II Offense section, 'All Other Offenses' include Peeping Tom, Trespass, Kidnap/Abduction, Pornography, Extortion/Blackmail, Bribery, Warrants, Sexual Offenses, Obstruction, Public Peace, and Hit & Run.
NON-UCR OFFENSES:	Non-UCR Offenses include reports for all other offenses not classified as a Part I or Part II Offense. Results displayed separate some of these offenses such as Ambulance Calls, Deaths, Missing Persons, Suicides, Suspicious Activity, and Traffic Accidents.
ALL OTHER NON-UCR:	Under the Non-UCR category, 'All Other' include the remainder of offenses not classified as Part I or Part II and not separated from the Non-UCR Offenses. These include things such as Loud Parties, Barking Dogs, Mentally Ill Subjects, Citizen Assistance, etc.
LOW NUMBER OFFENSES:	On page two, in the interest of space and allowing for easier viewing, the category titled 'Low Number Offenses' include Part I and Part II Offenses from page one that have totals under the amount of 26.

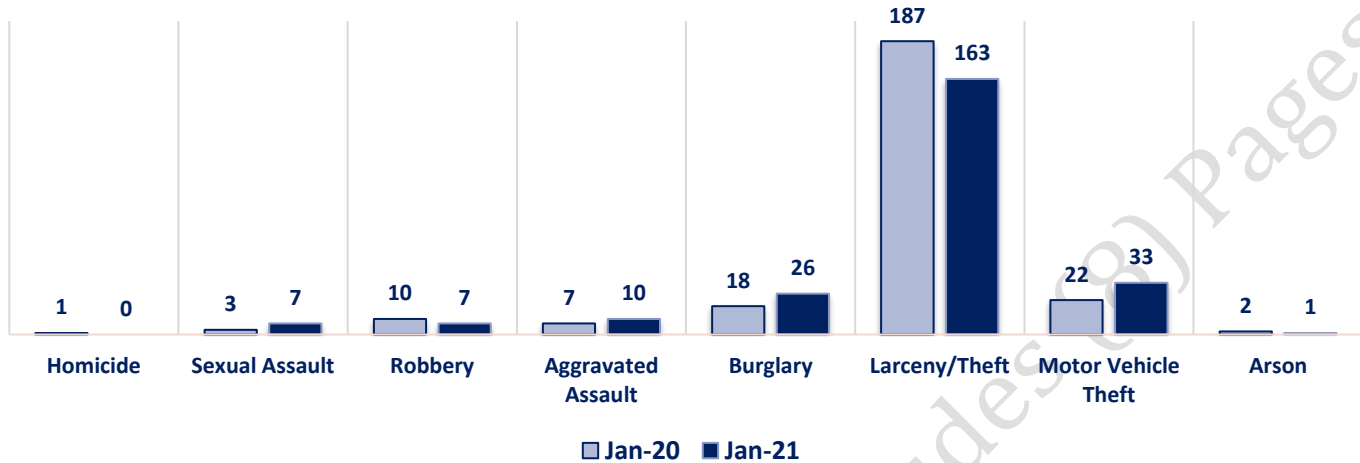
Offenses

PART I OFFENSES VIOLENT PROPERTY		OFFENSE		JAN 20	JAN 21	PART II OFFENSES	
		Homicide		1	0		
		Sexual Assault		3	7		
		Robbery		10	7		
		Aggravated Assault		7	10		
		Burglary		18	26		
		Larceny/Theft		187	163		
		Motor Vehicle Theft		22	33		
		Arson		2	1		
		PART I TOTALS		250	247		
NON-UCR OFFENSES		Ambulance Calls		29	29	PART II OFFENSES	
		Deaths		8	6		
		Missing Persons		4	4		
		Suicides		1	1		
		Suspicious Activity		25	41		
		Traffic Accidents		56	41		
		All Other		202	166		
		NON-UCR TOTALS		325	288		
TOTALS		PART I OFFENSES		250	247	PART II OFFENSES	
		PART II OFFENSES		433	431		
		NON-UCR OFFENSES		325	288		
TOTAL		1008	966	PART II TOTALS		433	431

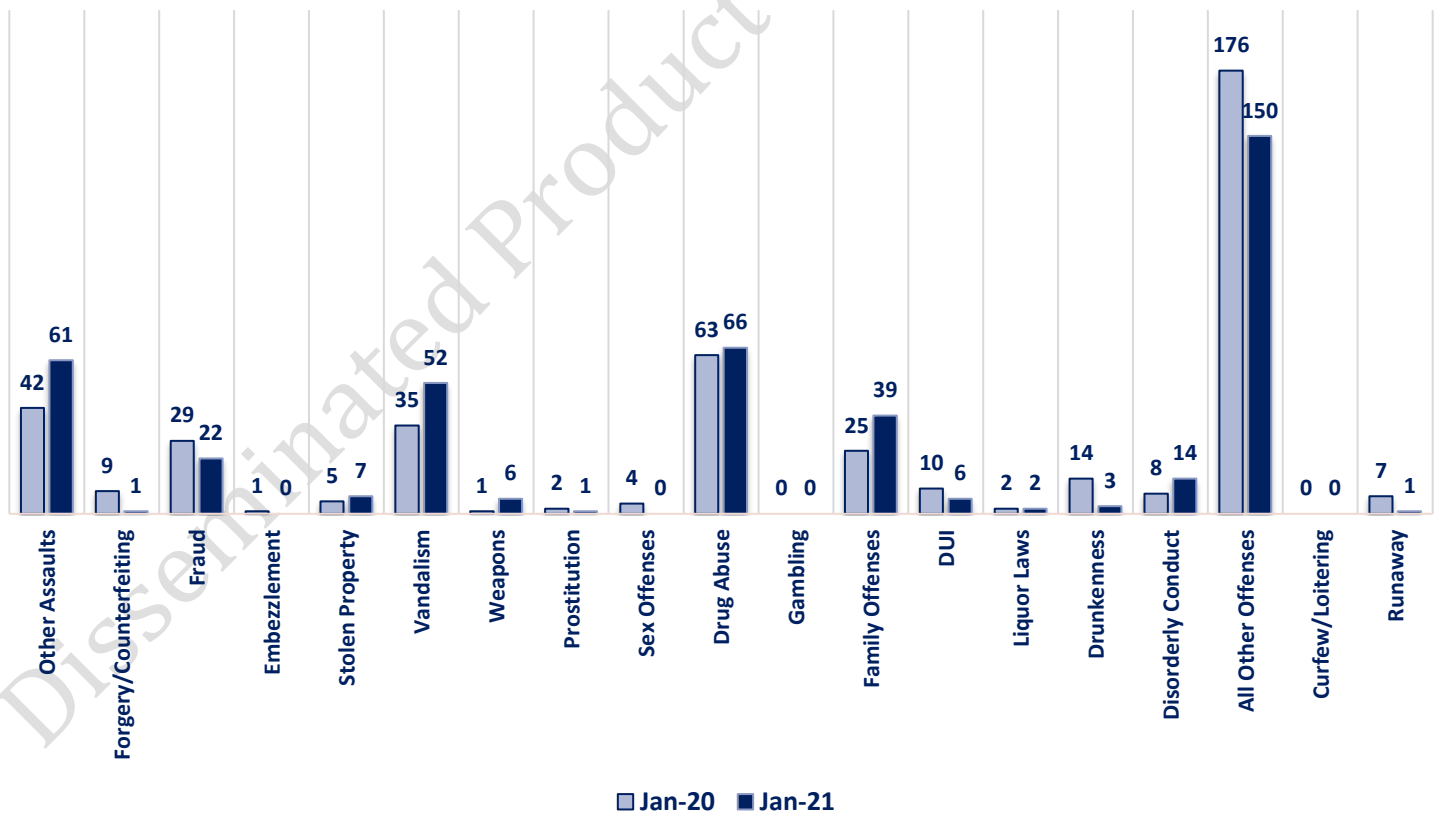
JAN 2021- PART I & II OFFENSE PERCENTAGES



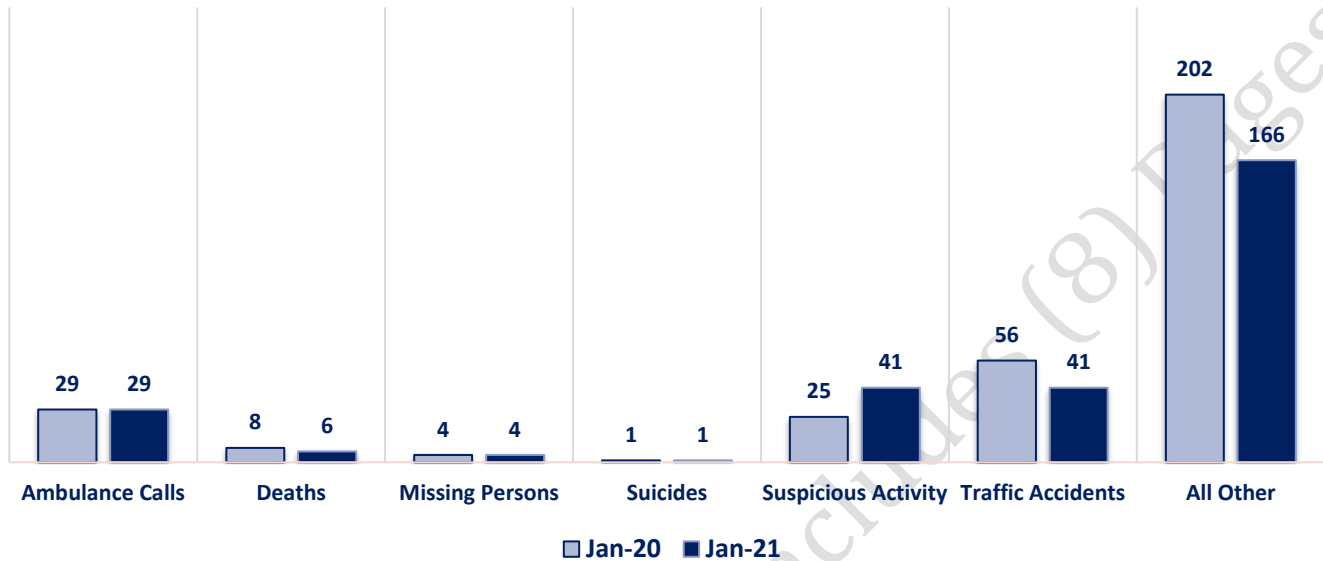
Part I Offenses



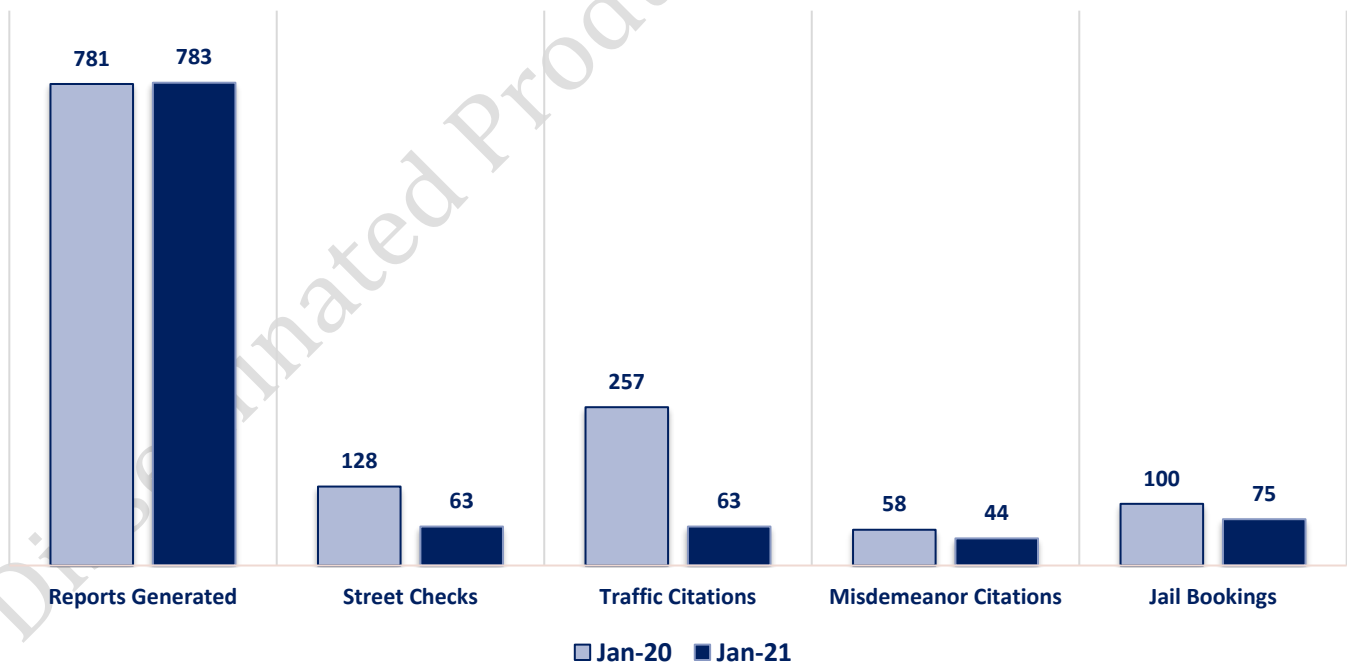
Part II Offenses



Non-UCR Offenses

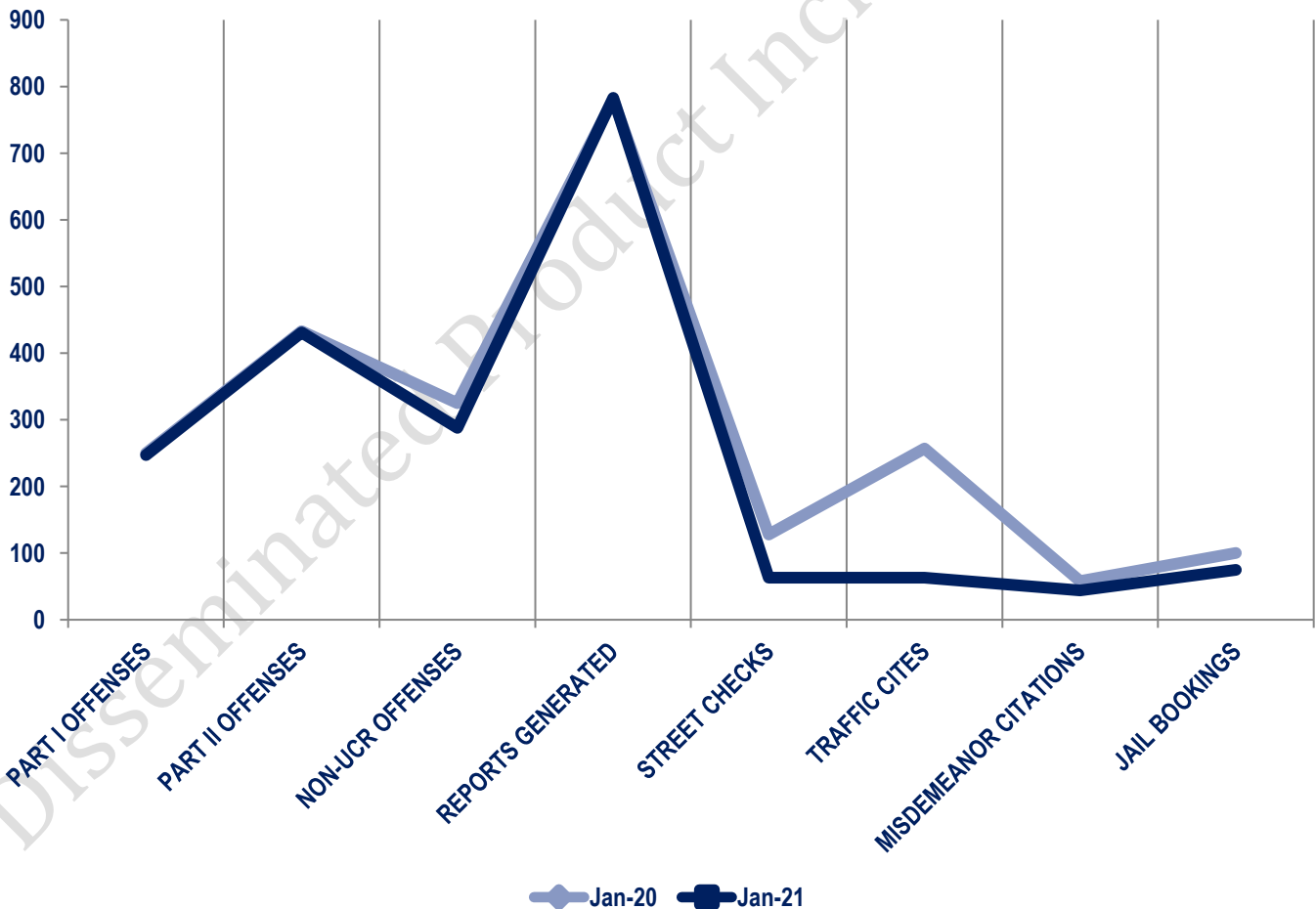


Other Event Totals



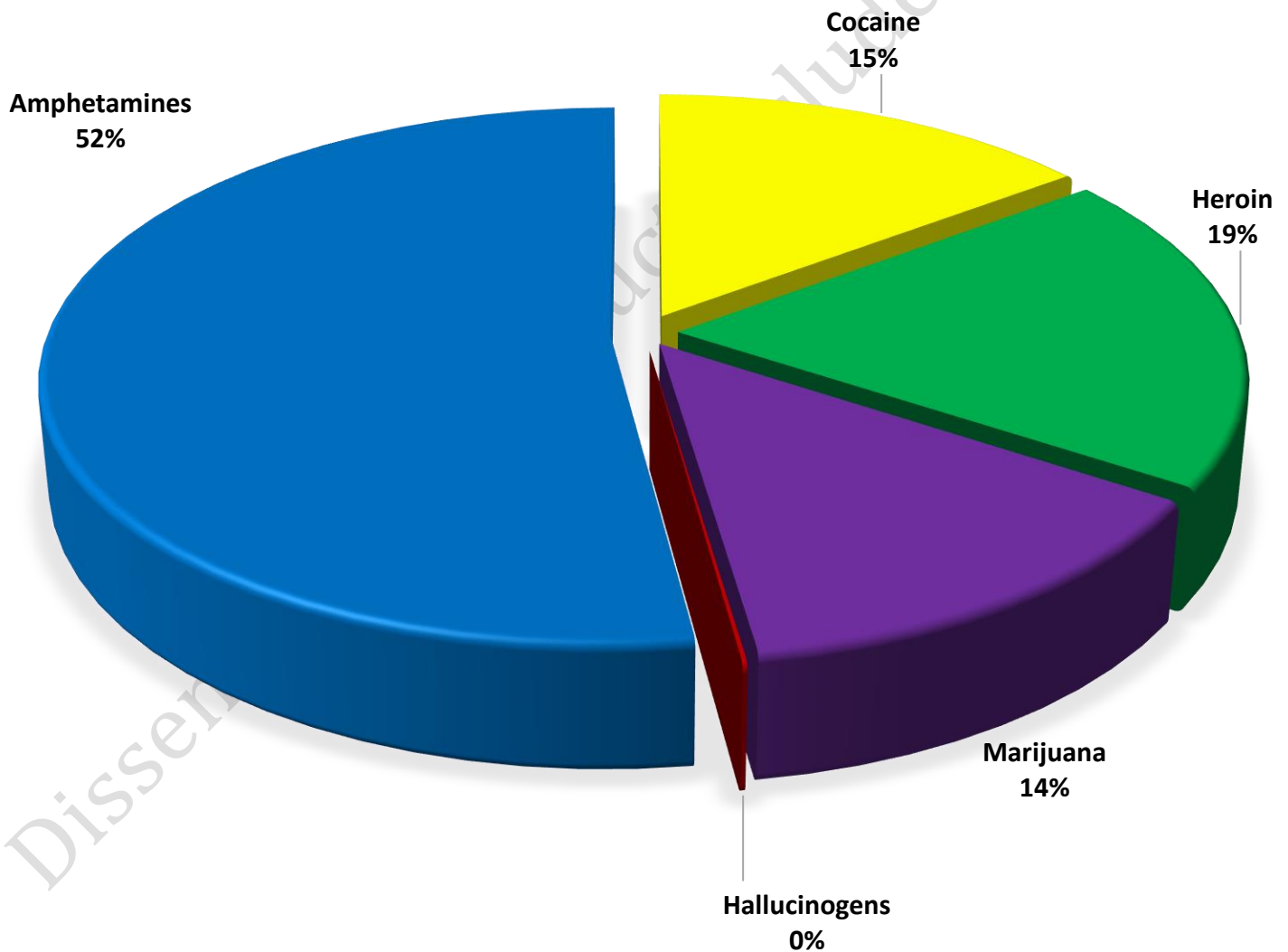
Combined Offense/Event Trends

	JAN 2020	JAN 2021
Part I Offenses	250	247
Part II Offenses	433	431
NonUCR Offenses	325	288
Reports Generated	781	783
Street Checks	128	63
Traffic Citations	257	63
Misdemeanor Citations	58	44
Jail Bookings	100	75

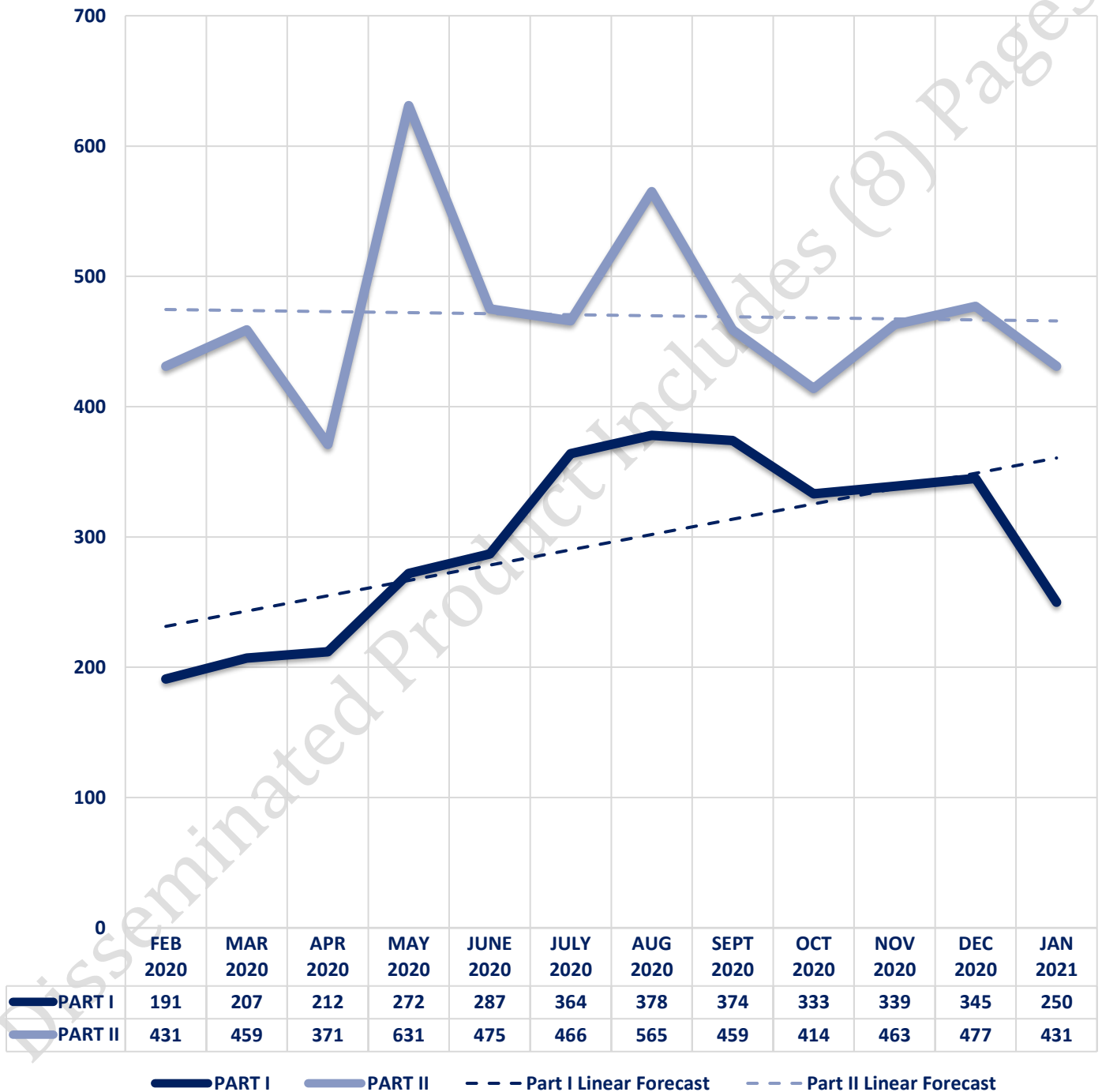


Seized Drugs

TYPE	DOSES	STREET VALUE
Cocaine	247.0	\$ 2,470.00
Heroin	325.0	\$ 3,250.00
Marijuana	224.9	\$ 1,349.13
Hallucinogens	1.9	\$ 3.88
Amphetamines	872.1	\$ 8,721.00
TOTAL	1670.9	\$ 15,794.01



Part I & II Offenses - One Year





CITY COUNCIL DISTRICT #5 MONTHLY OFFENSE SUMMARY

February 2021

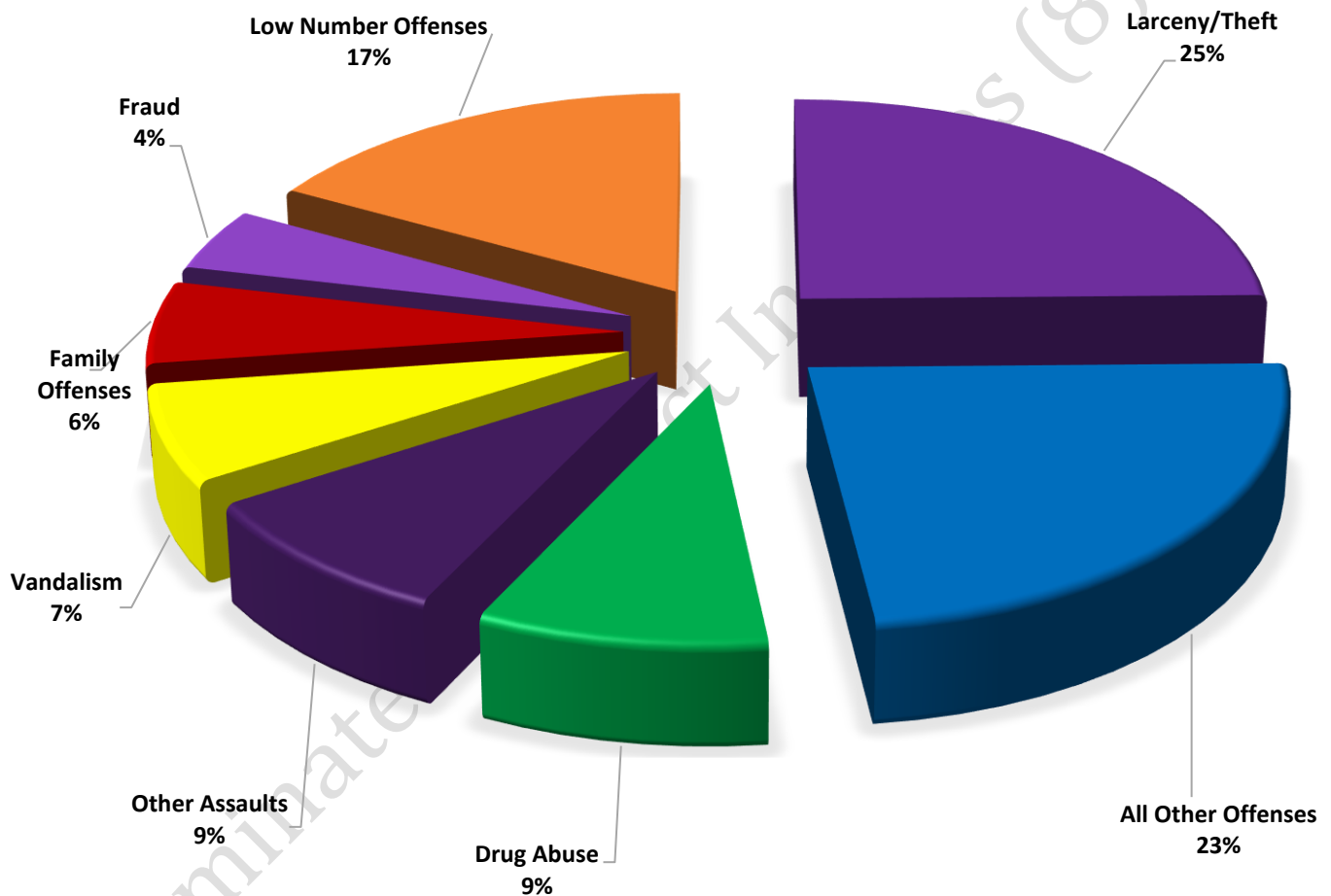
These figures represent preliminary counts of original Police Incident Reports and include all offenses within the above listed City Council District only. Full statistical analysis to determine the confidence level of this data has not been performed. The results contained herein are approximate in relation to the listed area and may not fully coincide with data shown in other areas of SLCPD's Crime Statistics page such as Calls for Service, Crimes Trending, and Crime Reports due to and reflective of departmental procedures that were in place at the time the event occurred and the date this data was compiled. Results displayed are not distinguished as attempted or completed crimes, do not include other calls for police service, and only represent police service where a report was made. Police Incident Reports are classified by primary offense categories as defined by the Uniform Crime Reporting (UCR) system, however for this report all offenses are included, and each incident may have more than one offense listed on it. In cases where there is more than one offense listed, all offenses are counted individually. Although every reasonable verification effort is made, the accuracy of any data is subject to the constraints of the report generation process as well as the manner, format, and point in time of any query.

PART I OFFENSES:	Chosen by the FBI as Part I Offenses because they are serious crimes that occur with regularity in all areas of the country and are likely to be reported to Police.
PART II OFFENSES:	All other crimes other than the eight Part I Offenses. The Uniform Crime Reporting Program gathers only arrest data for Part II Offenses, however, SLCPD results displayed in this document display all Part II Offenses, regardless of the presence of arrest data.
ALL OTHER OFFENSES:	Under the Part II Offense section, 'All Other Offenses' include Peeping Tom, Trespass, Kidnap/Abduction, Pornography, Extortion/Blackmail, Bribery, Warrants, Sexual Offenses, Obstruction, Public Peace, and Hit & Run.
NON-UCR OFFENSES:	Non-UCR Offenses include reports for all other offenses not classified as a Part I or Part II Offense. Results displayed separate some of these offenses such as Ambulance Calls, Deaths, Missing Persons, Suicides, Suspicious Activity, and Traffic Accidents.
ALL OTHER NON-UCR:	Under the Non-UCR category, 'All Other' include the remainder of offenses not classified as Part I or Part II and not separated from the Non-UCR Offenses. These include things such as Loud Parties, Barking Dogs, Mentally Ill Subjects, Citizen Assistance, etc.
LOW NUMBER OFFENSES:	On page two, in the interest of space and allowing for easier viewing, the category titled 'Low Number Offenses' include Part I and Part II Offenses from page one that have totals under the amount of 28.

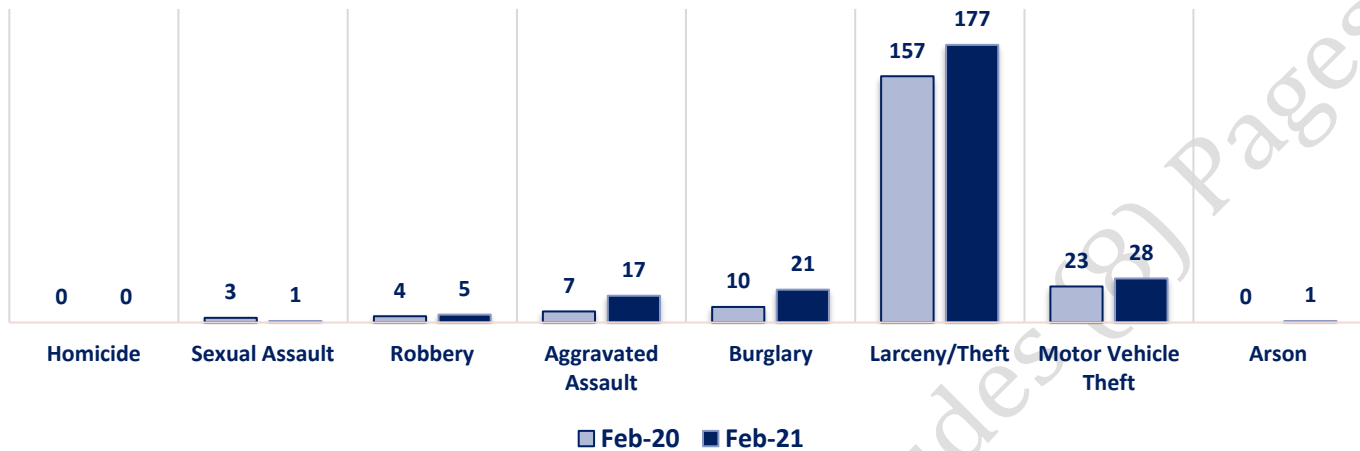
Offenses

	OFFENSE	FEB 20	FEB 21	OFFENSE	FEB 20	FEB 21
PART I OFFENSES	Homicide	0	0	Other Assaults	42	63
	Sexual Assault	3	1	Forgery/Counterfeit	8	2
	Robbery	4	5	Fraud	26	32
	Aggravated Assault	7	17	Embezzlement	0	0
	Burglary	10	21	Stolen Property	8	5
	Larceny/Theft	157	177	Vandalism	33	49
	Motor Vehicle Theft	23	28	Weapons	5	10
	Arson	0	1	Prostitution	6	0
	PART I TOTALS	204	250	Sex Offenses	3	2
NON-UCR OFFENSES	Ambulance Calls	29	28	Drug Abuse	68	64
	Deaths	3	3	Gambling	0	0
	Missing Persons	1	3	Family Offenses	31	42
	Suicides	2	1	DUI	9	2
	Suspicious Activity	19	28	Liquor Laws	1	0
	Traffic Accidents	66	42	Drunkenness	10	12
	All Other	209	158	Disorderly Conduct	8	15
	NON-UCR TOTALS	329	263	All Other Offenses	185	168
	PART I OFFENSES	204	250	Curfew/Loitering	0	0
TOTALS	PART II OFFENSES	446	466	Runaway	3	0
	NON-UCR OFFENSES	329	263	PART II TOTALS	446	466
	TOTAL	979	979			

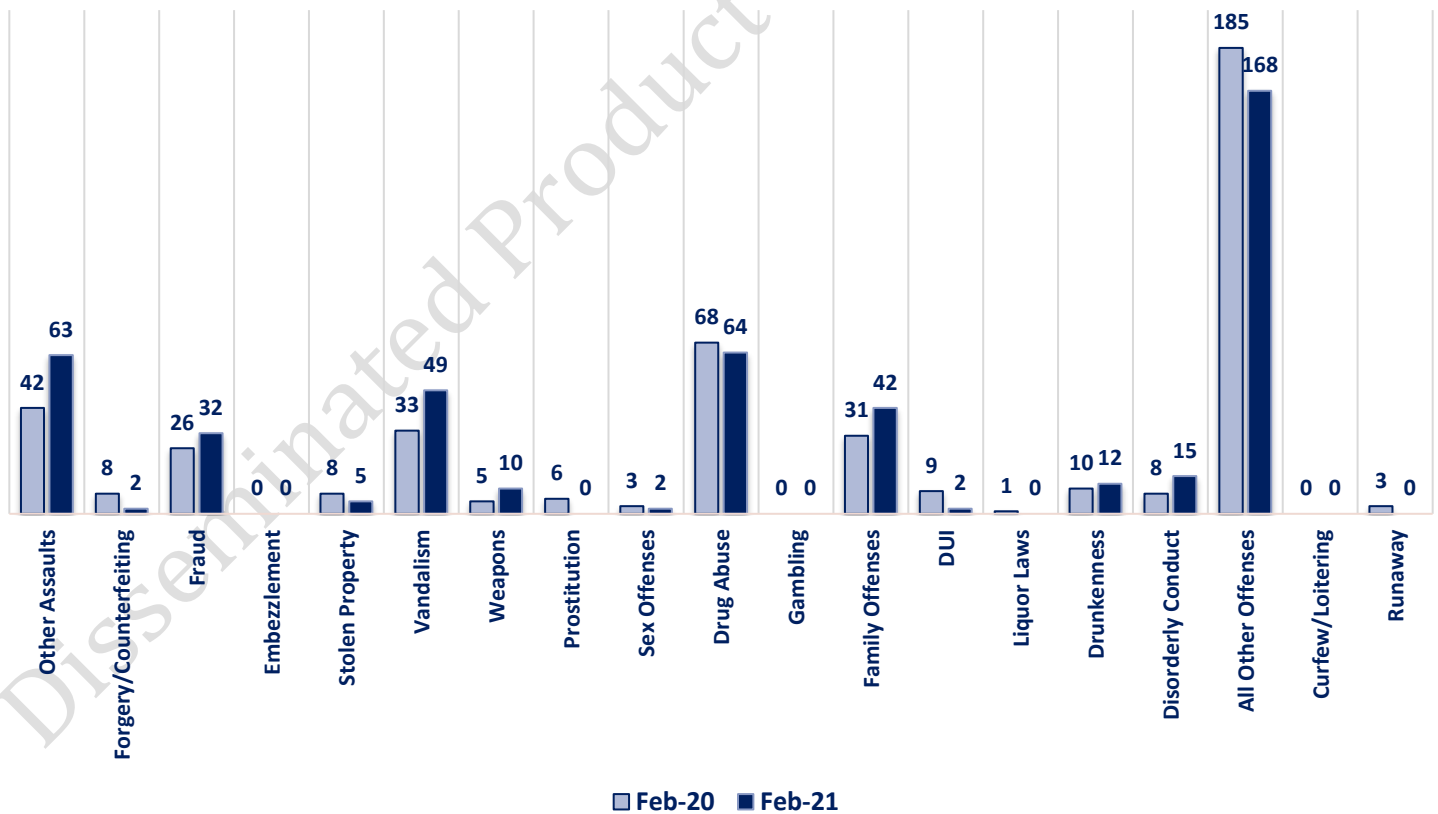
FEBRUARY 2021- PART I & II OFFENSE PERCENTAGES



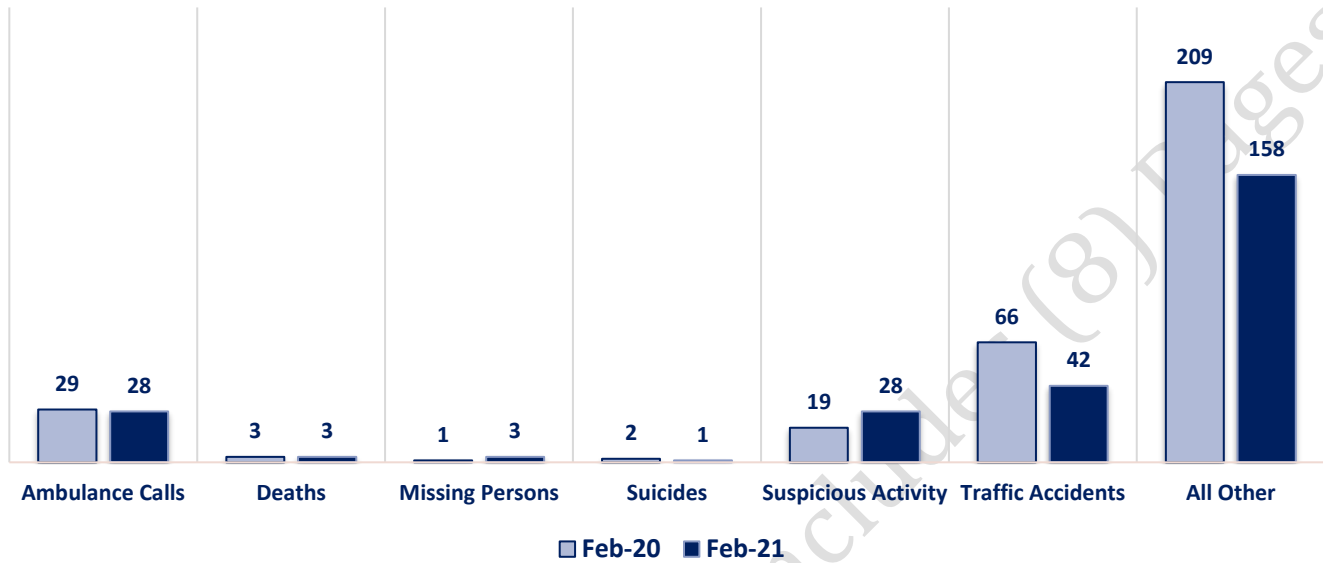
Part I Offenses



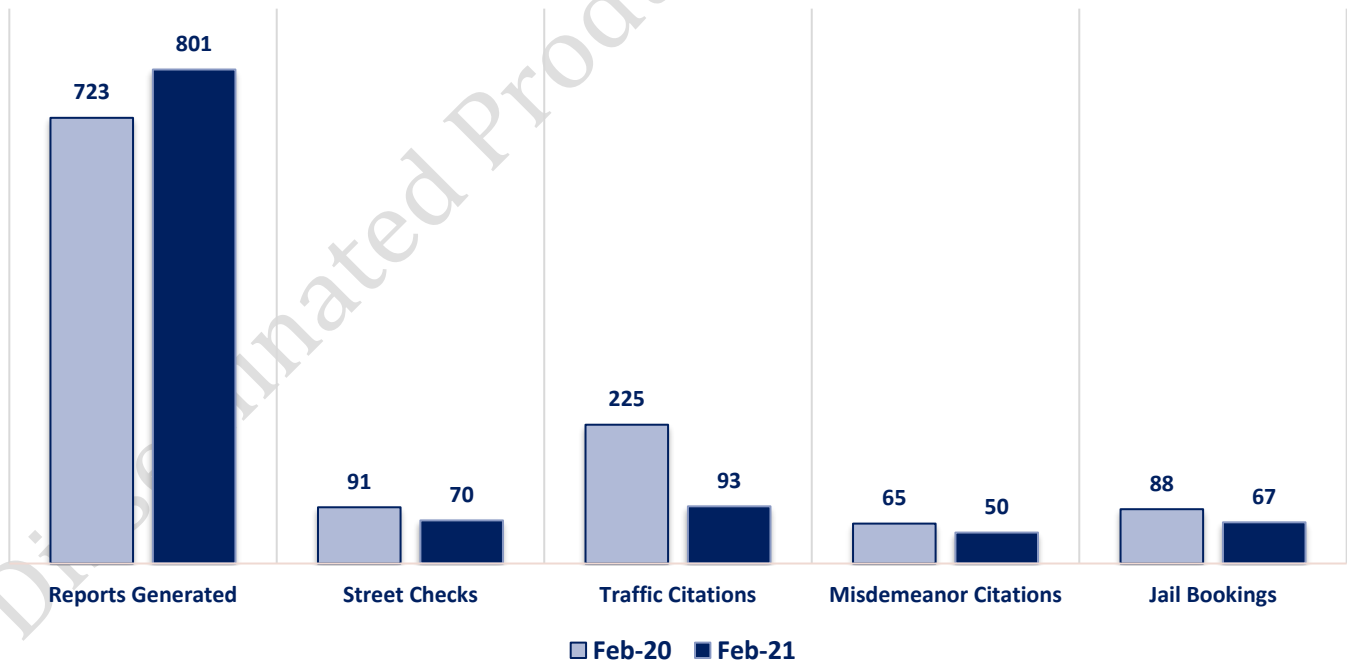
Part II Offenses



Non-UCR Offenses

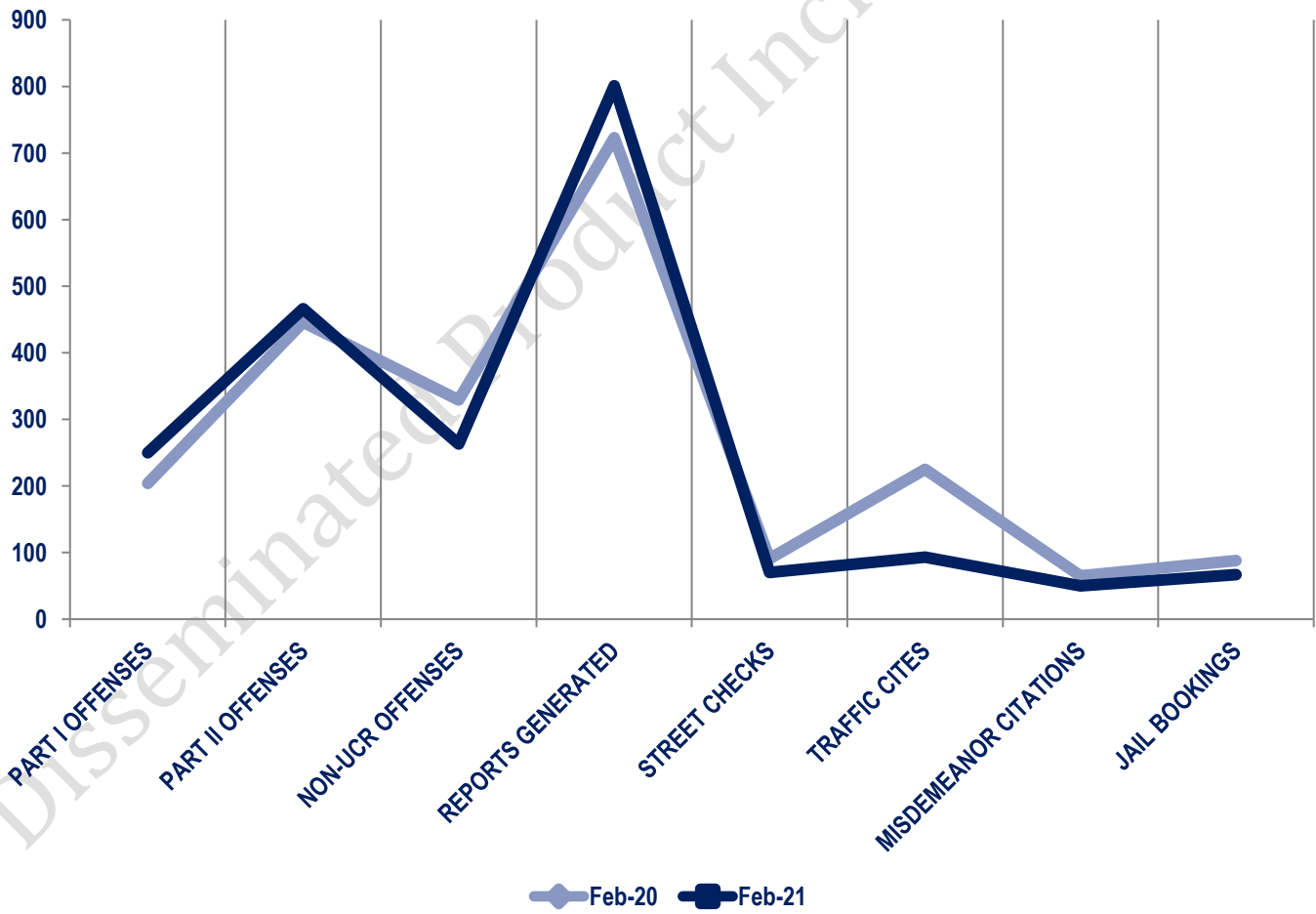


Other Event Totals



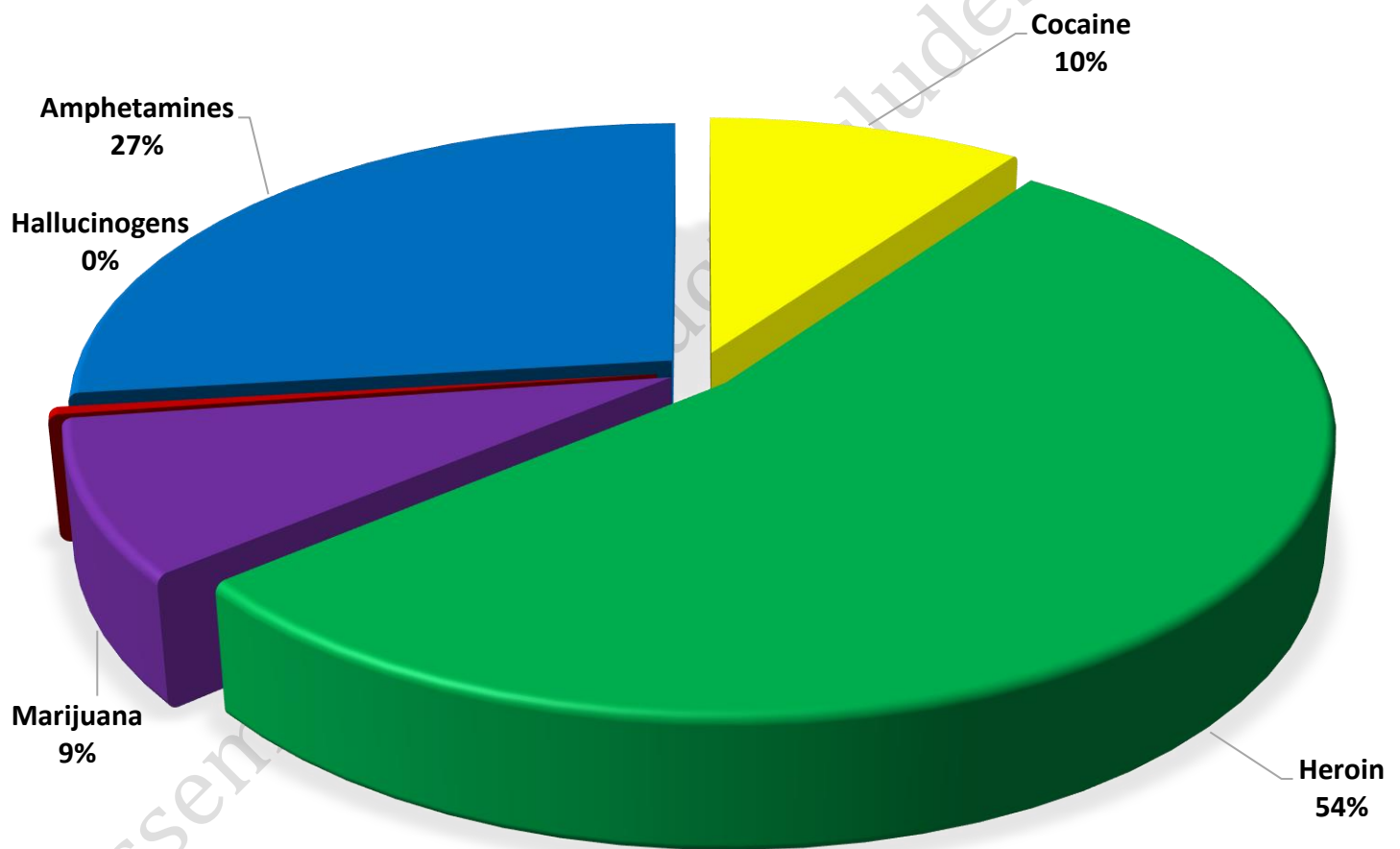
Combined Offense/Event Trends

	FEB 2020	FEB 2021
Part I Offenses	204	250
Part II Offenses	446	466
NonUCR Offenses	329	263
Reports Generated	723	801
Street Checks	91	70
Traffic Citations	225	93
Misdemeanor Citations	65	50
Jail Bookings	88	67

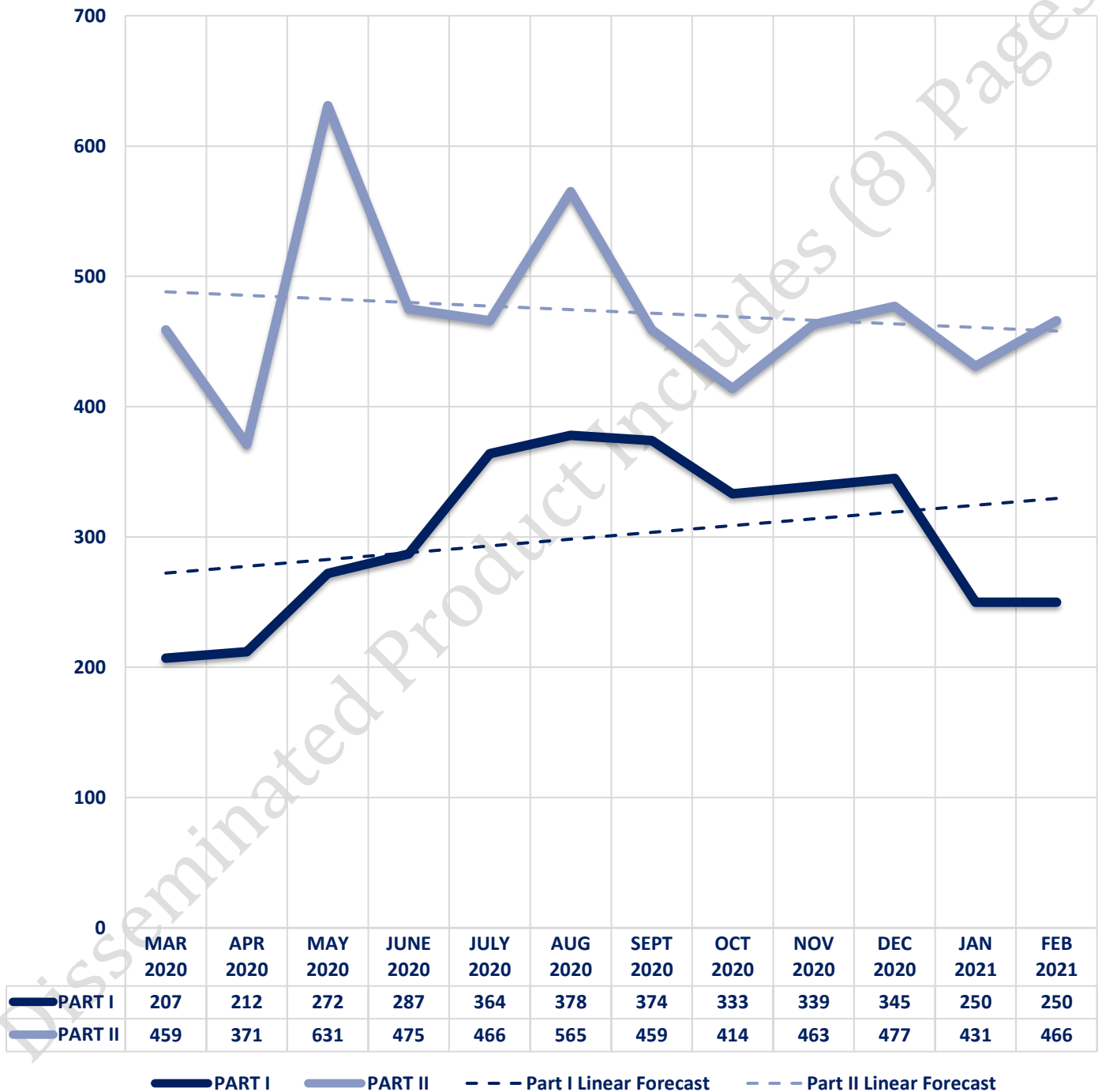


Seized Drugs

TYPE	DOSES	STREET VALUE
Cocaine	191.0	\$ 1,910.00
Heroin	1049.0	\$ 10,490.00
Marijuana	170.7	\$ 1,023.99
Hallucinogens	8.3	\$ 16.58
Amphetamines	521.0	\$ 5,210.00
TOTAL	1940.0	\$ 18,650.57



Part I & II Offenses - One Year





CITY COUNCIL DISTRICT #5

MONTHLY OFFENSE SUMMARY

March 2021

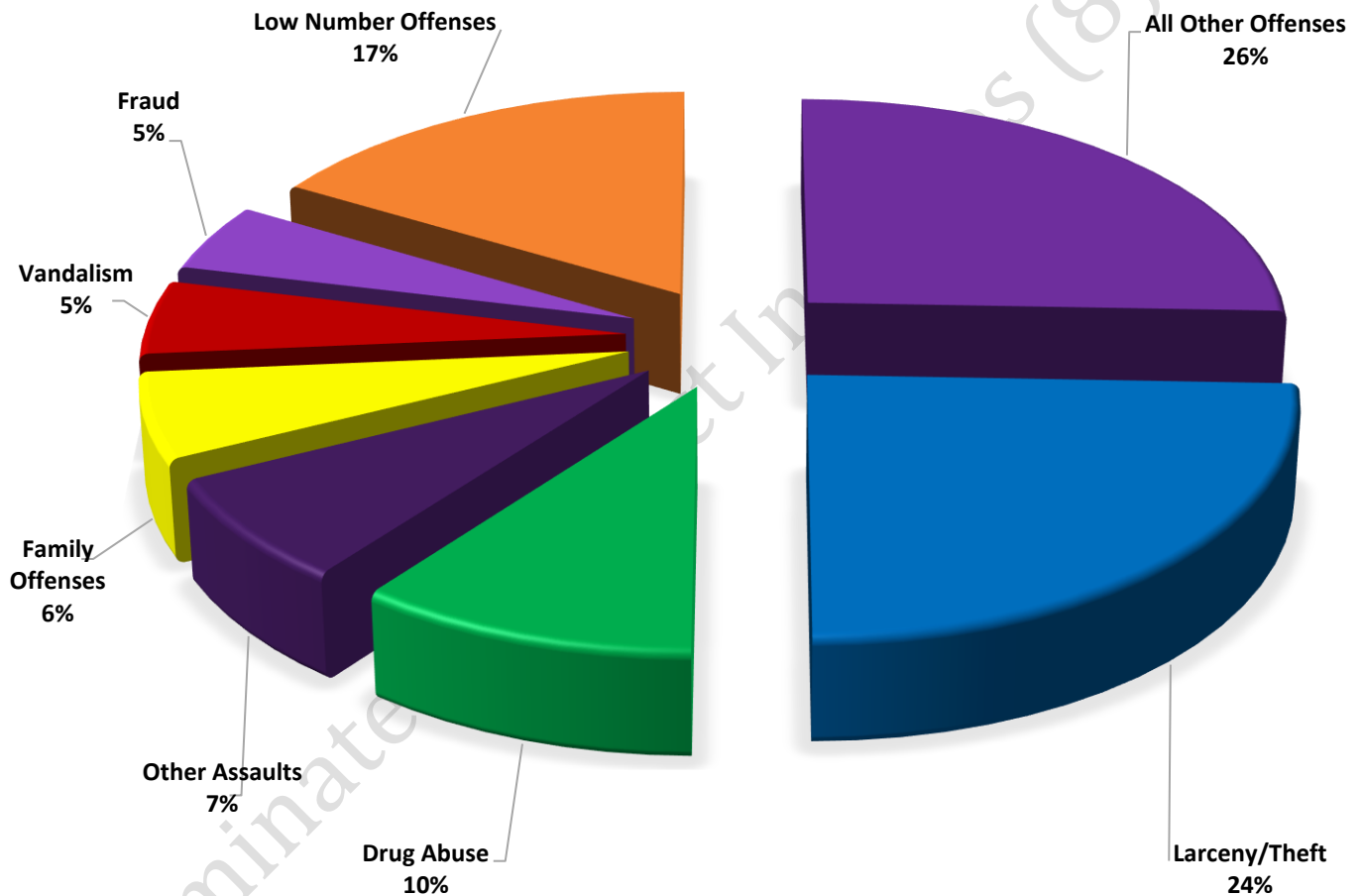
These figures represent preliminary counts of original Police Incident Reports and include all offenses within the above listed City Council District only. Full statistical analysis to determine the confidence level of this data has not been performed. The results contained herein are approximate in relation to the listed area and may not fully coincide with data shown in other areas of SLCPD's Crime Statistics page such as Calls for Service, Crimes Trending, and Crime Reports due to and reflective of departmental procedures that were in place at the time the event occurred and the date this data was compiled. Results displayed are not distinguished as attempted or completed crimes, do not include other calls for police service, and only represent police service where a report was made. Police Incident Reports are classified by primary offense categories as defined by the Uniform Crime Reporting (UCR) system, however for this report all offenses are included, and each incident may have more than one offense listed on it. In cases where there is more than one offense listed, all offenses are counted individually. Although every reasonable verification effort is made, the accuracy of any data is subject to the constraints of the report generation process as well as the manner, format, and point in time of any query.

PART I OFFENSES:	Chosen by the FBI as Part I Offenses because they are serious crimes that occur with regularity in all areas of the country and are likely to be reported to Police.
PART II OFFENSES:	All other crimes other than the eight Part I Offenses. The Uniform Crime Reporting Program gathers only arrest data for Part II Offenses, however, SLCPD results displayed in this document display all Part II Offenses, regardless of the presence of arrest data.
ALL OTHER OFFENSES:	Under the Part II Offense section, 'All Other Offenses' include Peeping Tom, Trespass, Kidnap/Abduction, Pornography, Extortion/Blackmail, Bribery, Warrants, Sexual Offenses, Obstruction, Public Peace, and Hit & Run.
NON-UCR OFFENSES:	Non-UCR Offenses include reports for all other offenses not classified as a Part I or Part II Offense. Results displayed separate some of these offenses such as Ambulance Calls, Deaths, Missing Persons, Suicides, Suspicious Activity, and Traffic Accidents.
ALL OTHER NON-UCR:	Under the Non-UCR category, 'All Other' include the remainder of offenses not classified as Part I or Part II and not separated from the Non-UCR Offenses. These include things such as Loud Parties, Barking Dogs, Mentally Ill Subjects, Citizen Assistance, etc.
LOW NUMBER OFFENSES:	On page two, in the interest of space and allowing for easier viewing, the category titled 'Low Number Offenses' include Part I and Part II Offenses from page one that have totals under the amount of 28.

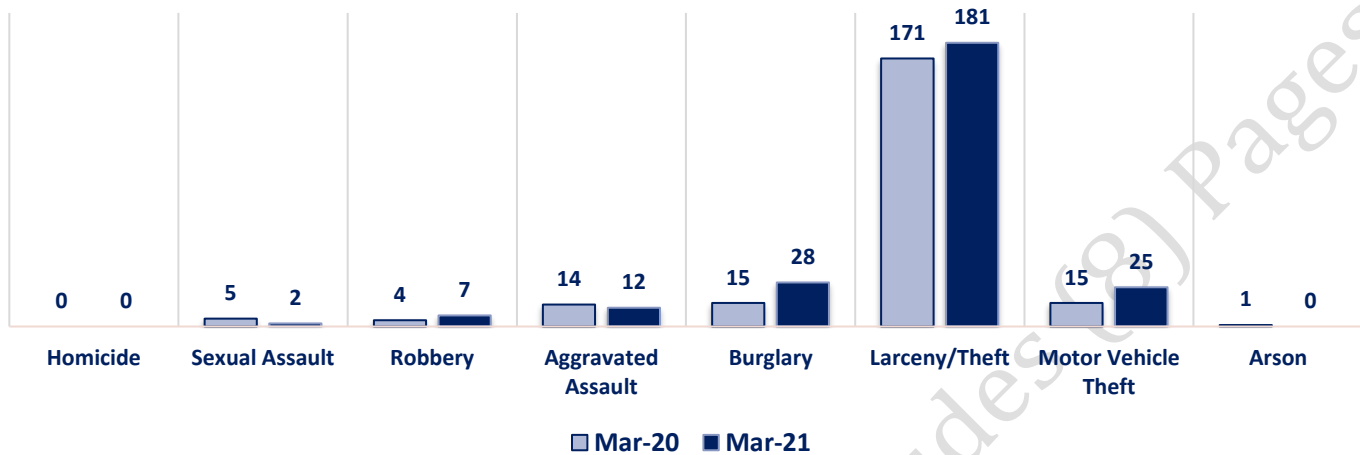
Offenses

	OFFENSE	MAR 20	MAR 21	OFFENSE	MAR 20	MAR 21
PART I OFFENSES	Homicide	0	0	Other Assaults	60	54
	Sexual Assault	5	2	Forgery/Counterfeit	5	5
	Robbery	4	7	Fraud	37	35
	Aggravated Assault	14	12	Embezzlement	1	0
	Burglary	15	28	Stolen Property	3	8
	Larceny/Theft	171	181	Vandalism	44	38
	Motor Vehicle Theft	15	25	Weapons	5	8
	Arson	1	0	Prostitution	2	0
	PART I TOTALS	225	255	Sex Offenses	2	0
NON-UCR OFFENSES	Ambulance Calls	38	42	Drug Abuse	62	76
	Deaths	3	3	Gambling	0	0
	Missing Persons	6	8	Family Offenses	48	44
	Suicides	1	0	DUI	11	16
	Suspicious Activity	36	16	Liquor Laws	1	0
	Traffic Accidents	55	52	Drunkenness	12	4
	All Other	211	243	Disorderly Conduct	9	7
	NON-UCR TOTALS	350	364	All Other Offenses	158	189
	PART I OFFENSES	225	255	Curfew/Loitering	0	0
TOTALS	PART II OFFENSES	466	484	Runaway	6	0
	NON-UCR OFFENSES	350	364	PART II TOTALS	466	484
	TOTAL	1041	1103			

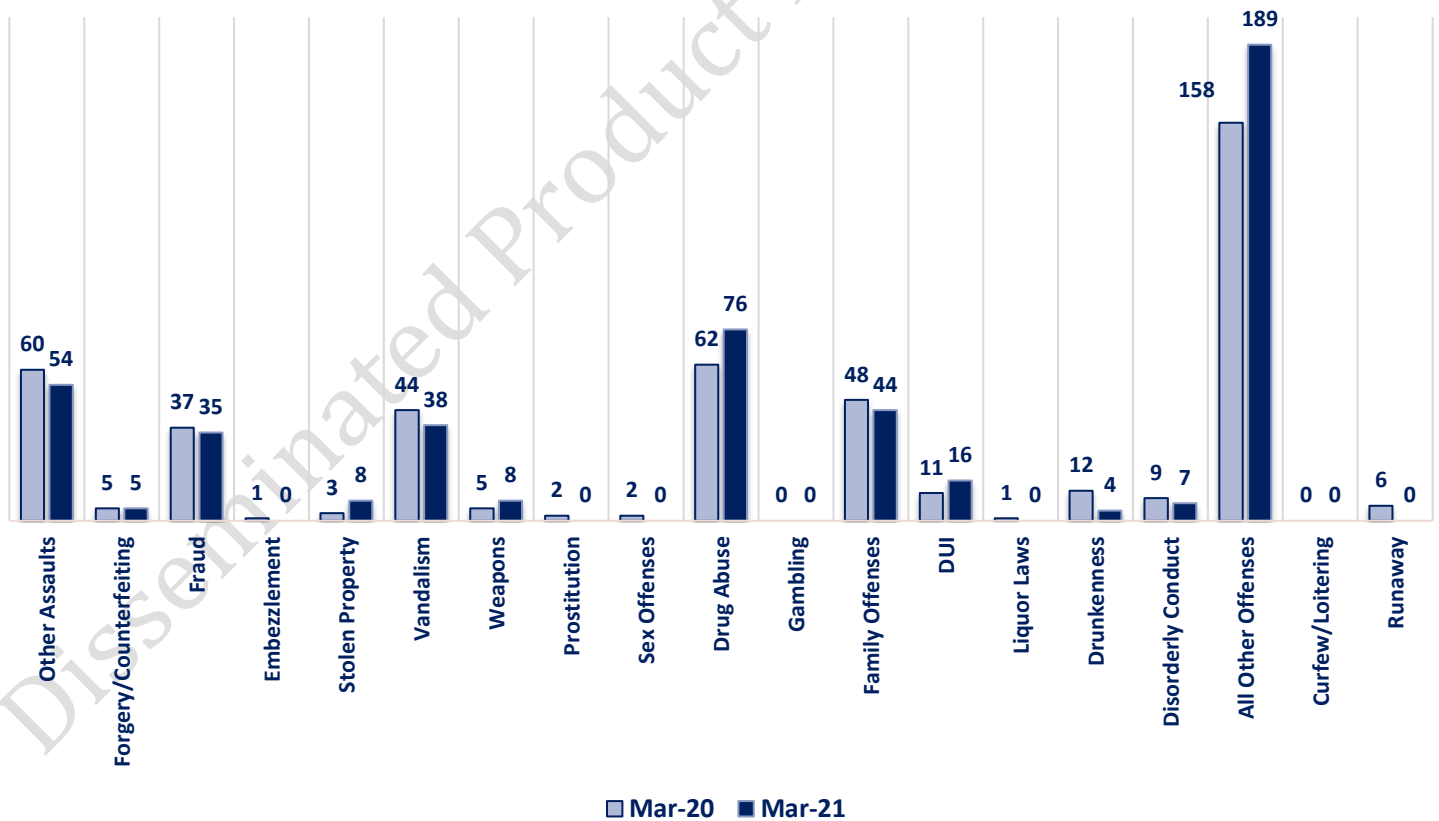
MARCH 2021 PART I & II OFFENSE PERCENTAGES



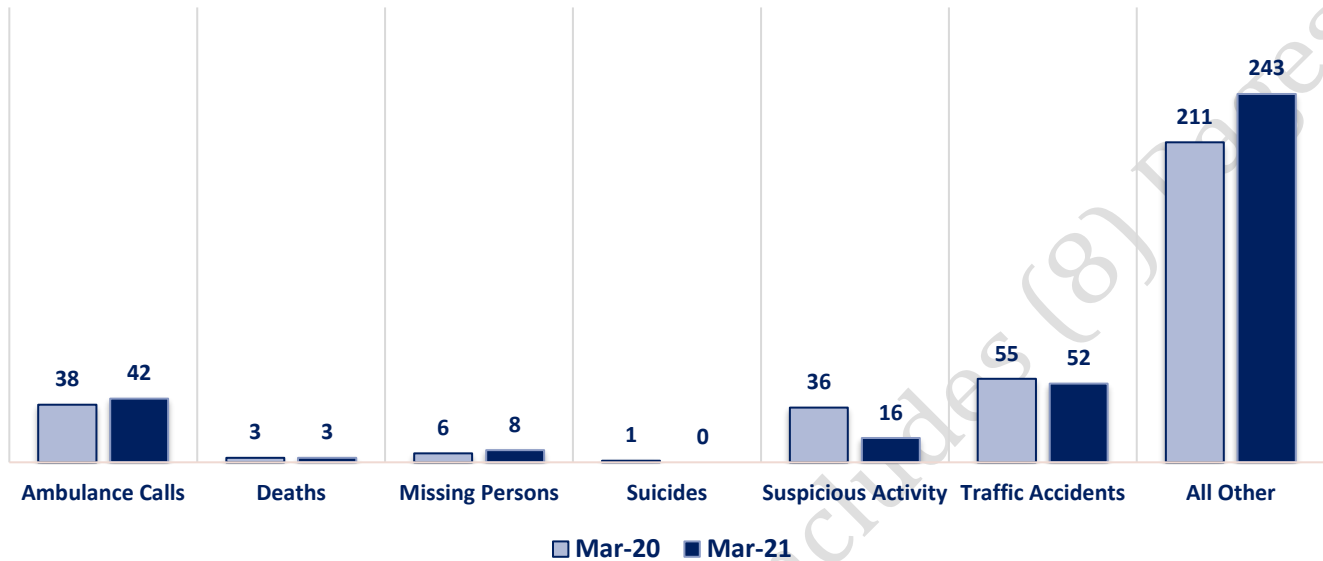
Part I Offenses



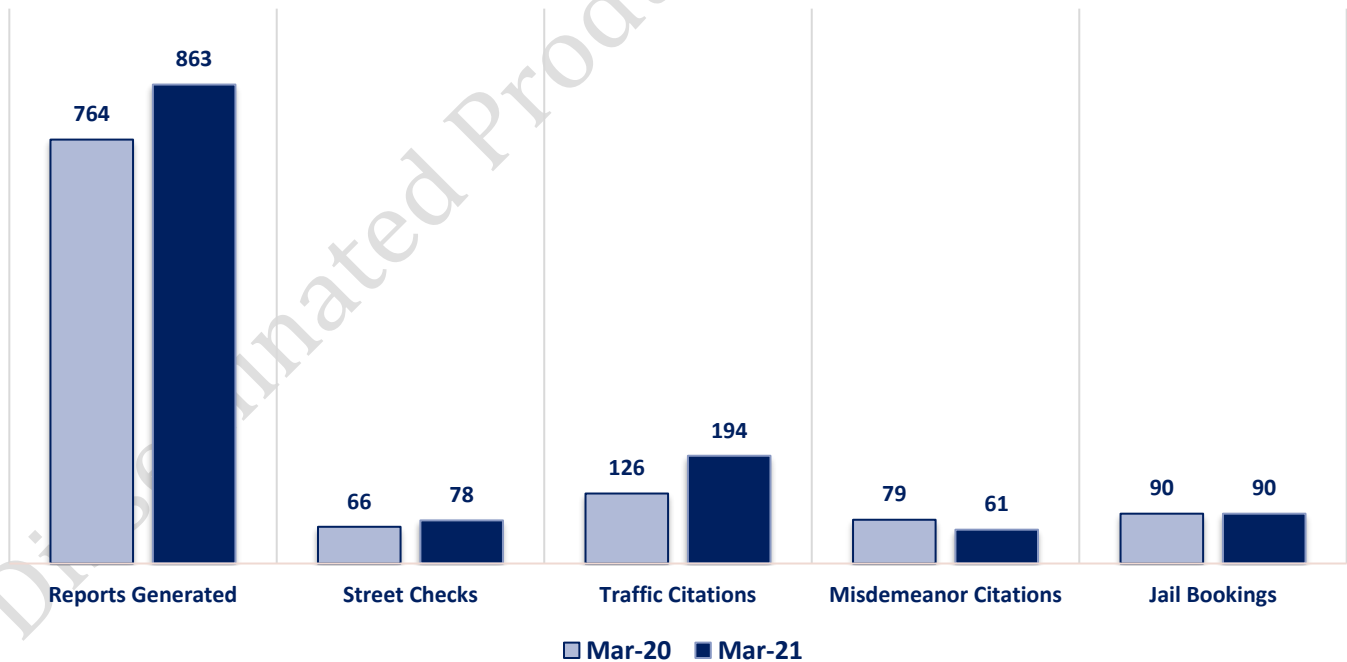
Part II Offenses



Non-UCR Offenses

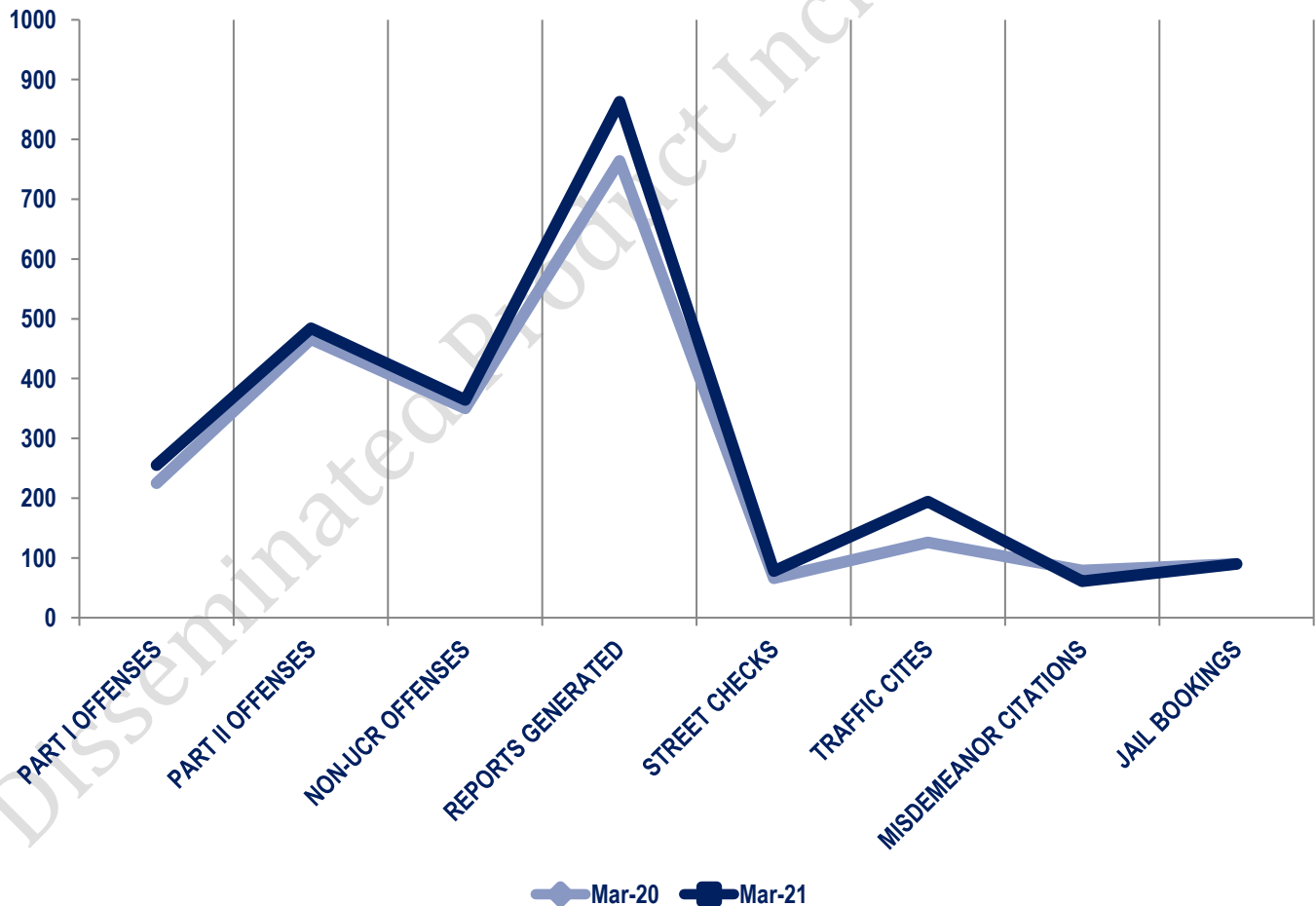


Other Event Totals



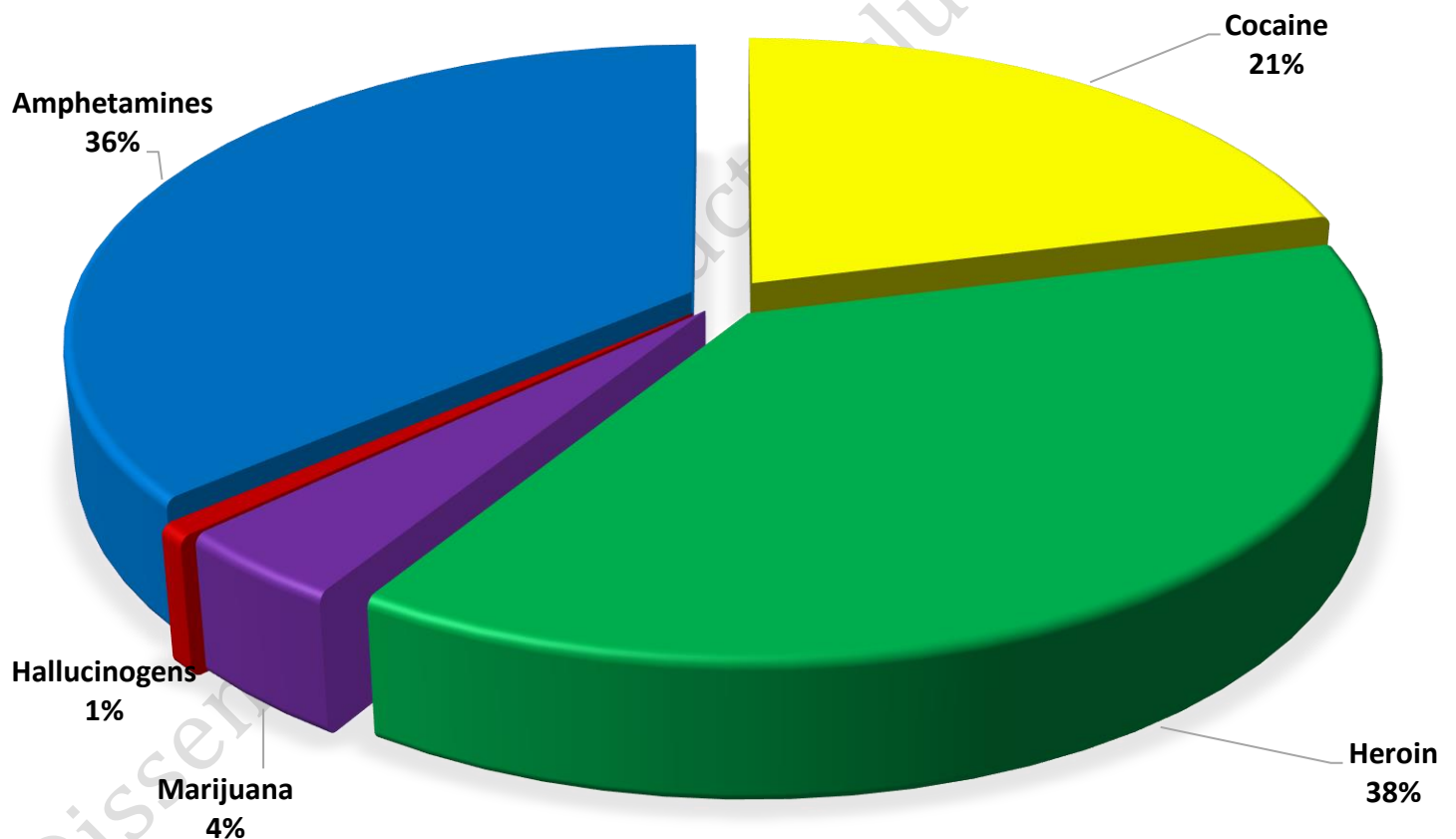
Combined Offense/Event Trends

	MAR 2020	MAR 2021
Part I Offenses	225	255
Part II Offenses	466	484
NonUCR Offenses	350	364
Reports Generated	764	863
Street Checks	66	78
Traffic Citations	126	194
Misdemeanor Citations	79	61
Jail Bookings	90	90

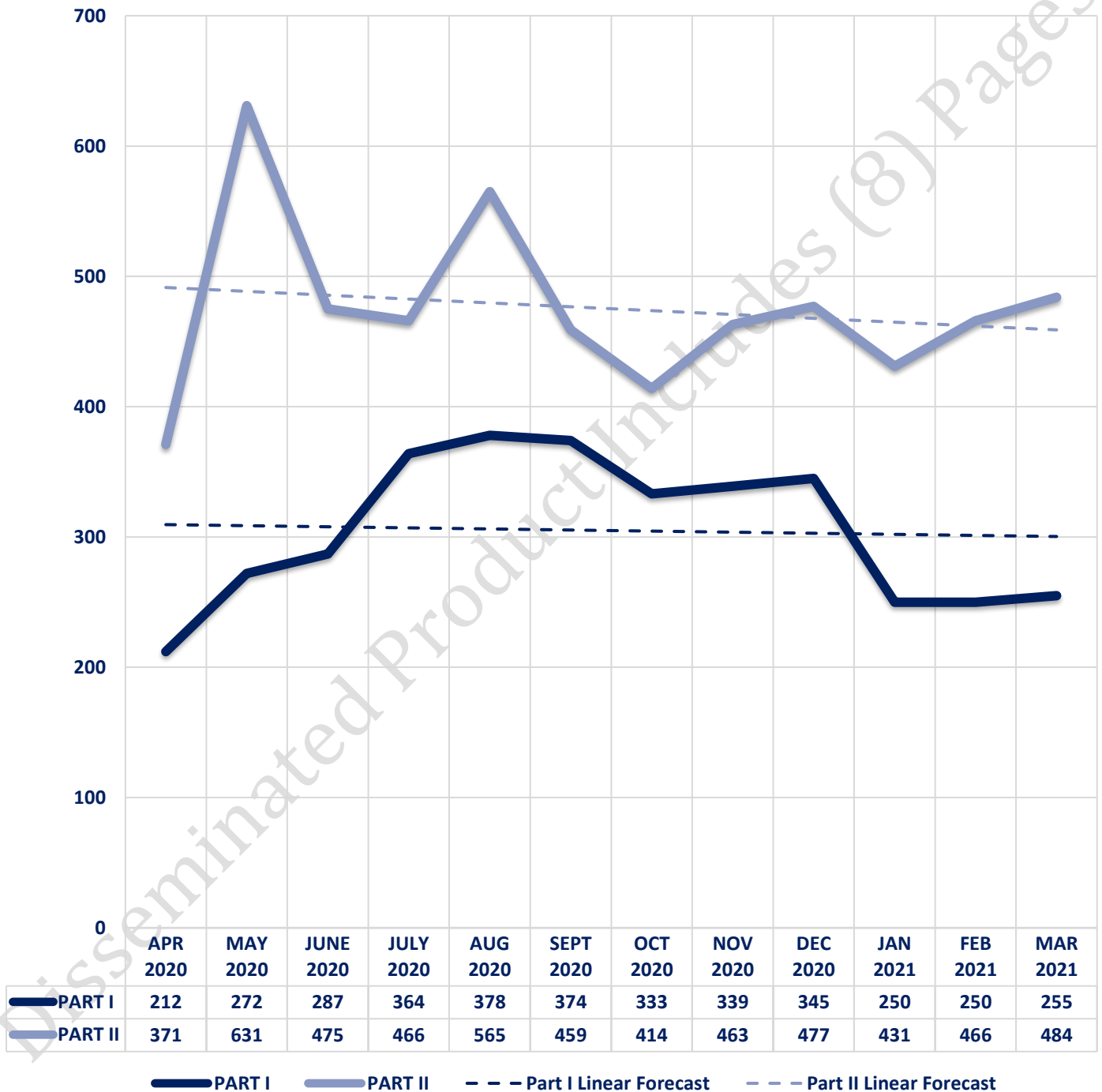


Seized Drugs

TYPE	DOSES	STREET VALUE
Cocaine	1043.0	\$ 10,430.00
Heroin	1876.9	\$ 18,769.00
Marijuana	197.5	\$ 1,185.21
Hallucinogens	37.3	\$ 74.55
Amphetamines	1797.9	\$ 17,979.40
TOTAL	4952.6	\$ 48,438.15



Part I & II Offenses - One Year





CITY COUNCIL DISTRICT #5

MONTHLY OFFENSE SUMMARY

April 2021

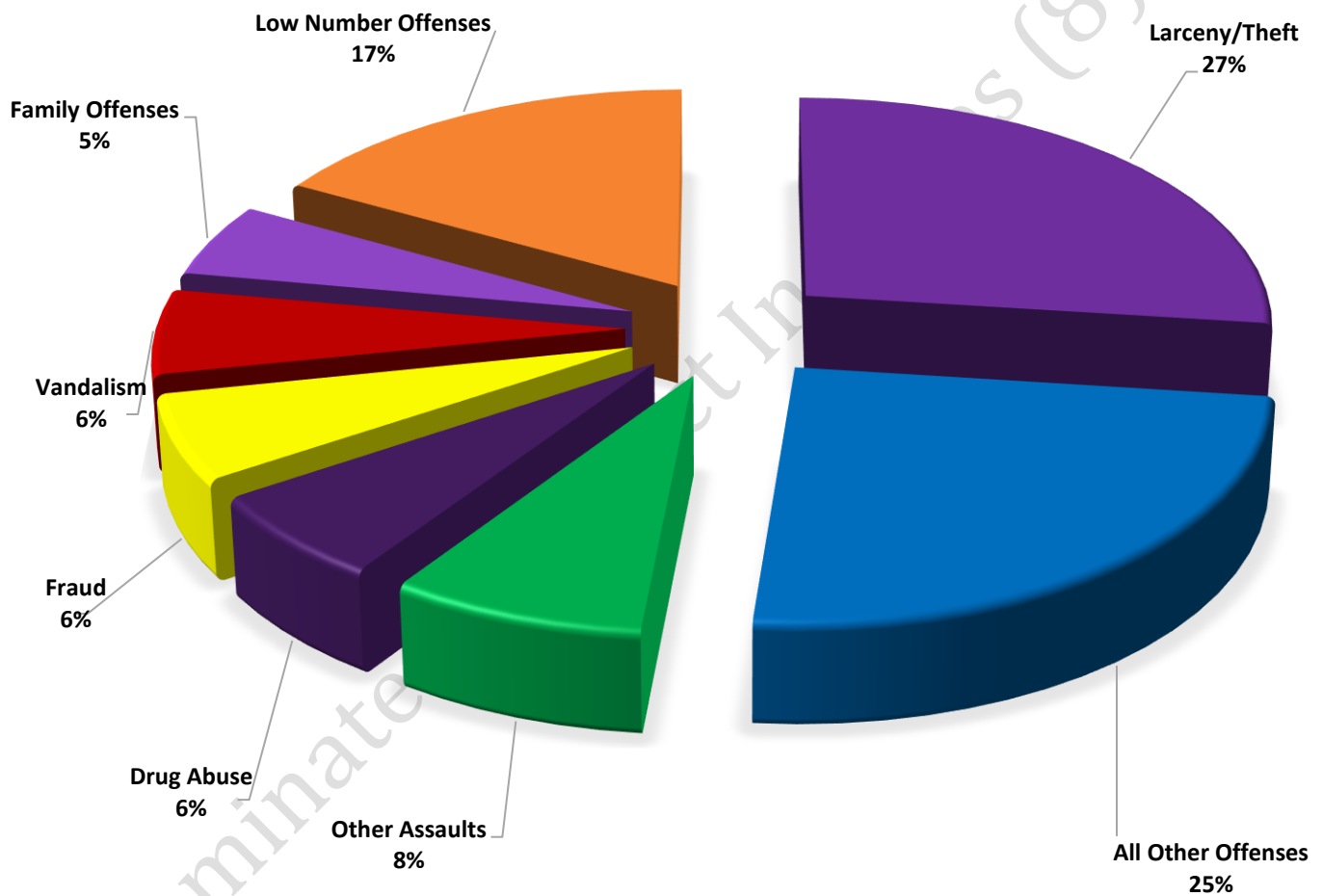
These figures represent preliminary counts of original Police Incident Reports and include all offenses within the above listed City Council District only. Full statistical analysis to determine the confidence level of this data has not been performed. The results contained herein are approximate in relation to the listed area and may not fully coincide with data shown in other areas of SLCPD's Crime Statistics page such as Calls for Service, Crimes Trending, and Crime Reports due to and reflective of departmental procedures that were in place at the time the event occurred and the date this data was compiled. Results displayed are not distinguished as attempted or completed crimes, do not include other calls for police service, and only represent police service where a report was made. Police Incident Reports are classified by primary offense categories as defined by the Uniform Crime Reporting (UCR) system, however for this report all offenses are included, and each incident may have more than one offense listed on it. In cases where there is more than one offense listed, all offenses are counted individually. Although every reasonable verification effort is made, the accuracy of any data is subject to the constraints of the report generation process as well as the manner, format, and point in time of any query.

PART I OFFENSES:	Chosen by the FBI as Part I Offenses because they are serious crimes that occur with regularity in all areas of the country and are likely to be reported to Police.
PART II OFFENSES:	All other crimes other than the eight Part I Offenses. The Uniform Crime Reporting Program gathers only arrest data for Part II Offenses, however, SLCPD results displayed in this document display all Part II Offenses, regardless of the presence of arrest data.
ALL OTHER OFFENSES:	Under the Part II Offense section, 'All Other Offenses' include Peeping Tom, Trespass, Kidnap/Abduction, Pornography, Extortion/Blackmail, Bribery, Warrants, Sexual Offenses, Obstruction, Public Peace, and Hit & Run.
NON-UCR OFFENSES:	Non-UCR Offenses include reports for all other offenses not classified as a Part I or Part II Offense. Results displayed separate some of these offenses such as Ambulance Calls, Deaths, Missing Persons, Suicides, Suspicious Activity, and Traffic Accidents.
ALL OTHER NON-UCR:	Under the Non-UCR category, 'All Other' include the remainder of offenses not classified as Part I or Part II and not separated from the Non-UCR Offenses. These include things such as Loud Parties, Barking Dogs, Mentally Ill Subjects, Citizen Assistance, etc.
LOW NUMBER OFFENSES:	On page two, in the interest of space and allowing for easier viewing, the category titled 'Low Number Offenses' include Part I and Part II Offenses from page one that have totals under the amount of 24.

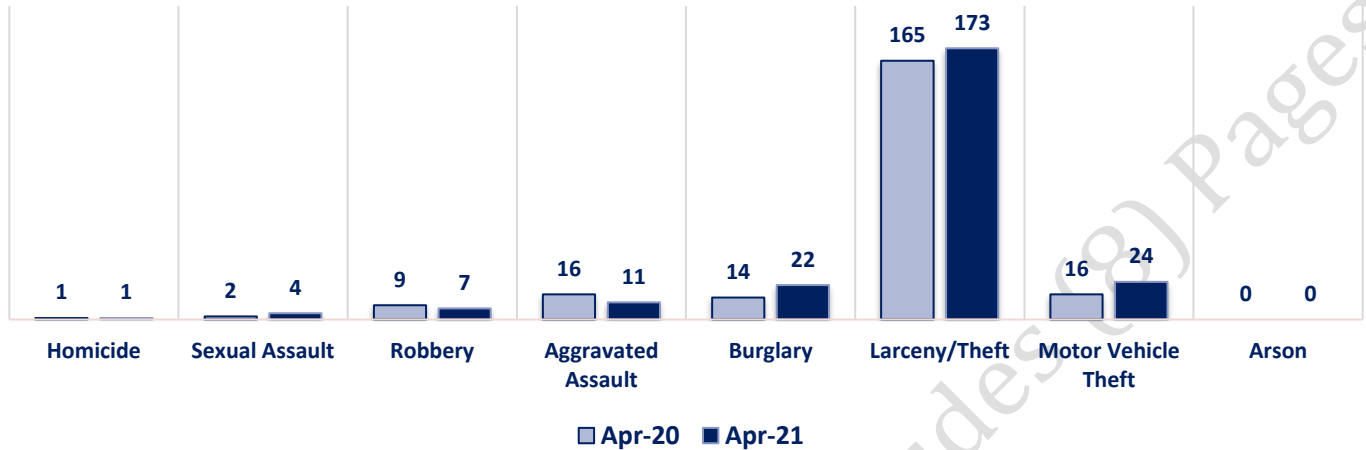
Offenses

PART I OFFENSES		OFFENSE		APR 20	APR 21	PART II OFFENSES			
		OFFENSE		APR 20	APR 21				
		Homicide		1	1				
		Sexual Assault		2	4				
		Robbery		9	7				
		Aggravated Assault		16	11				
		Burglary		14	22				
		Larceny/Theft		165	173				
		Motor Vehicle Theft		16	24				
		Arson		0	0				
PART I TOTALS		223	242	Sex Offenses		3	2		
NON-UCR OFFENSES		Ambulance Calls		52	23	Drug Abuse		37	40
		Deaths		4	3	Gambling		0	0
		Missing Persons		8	6	Family Offenses		35	34
		Suicides		2	0	DUI		6	4
		Suspicious Activity		25	31	Liquor Laws		1	1
		Traffic Accidents		25	50	Drunkenness		7	6
		All Other		213	216	Disorderly Conduct		12	8
		NON-UCR TOTALS		329	329	All Other Offenses		129	157
PART I OFFENSES		223	242	Curfew/Loitering		0	1		
PART II OFFENSES		405	399	Runaway		5	0		
NON-UCR OFFENSES		329	329	PART II TOTALS		405	399		
TOTAL		957	970						

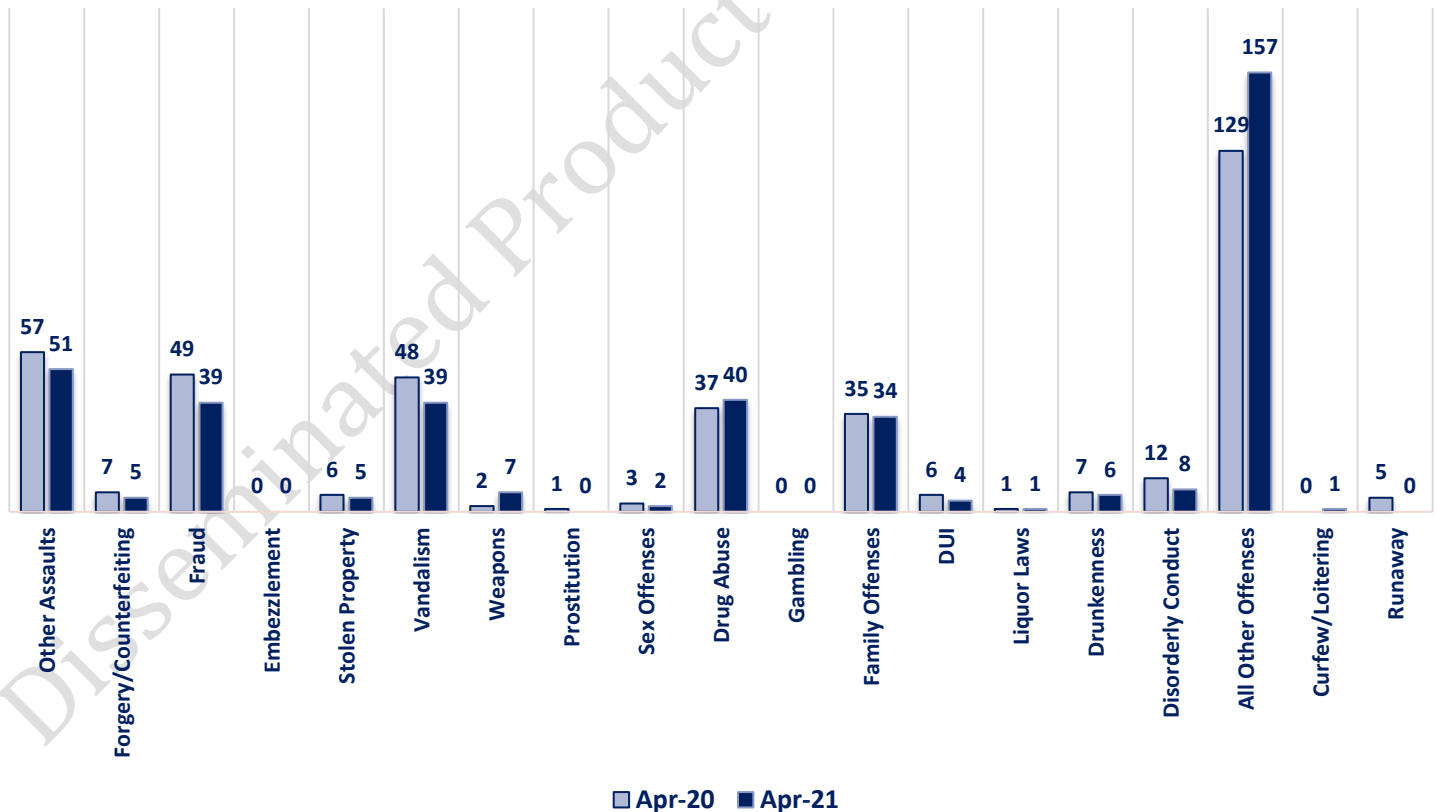
APRIL 2021- PART I & II OFFENSE PERCENTAGES



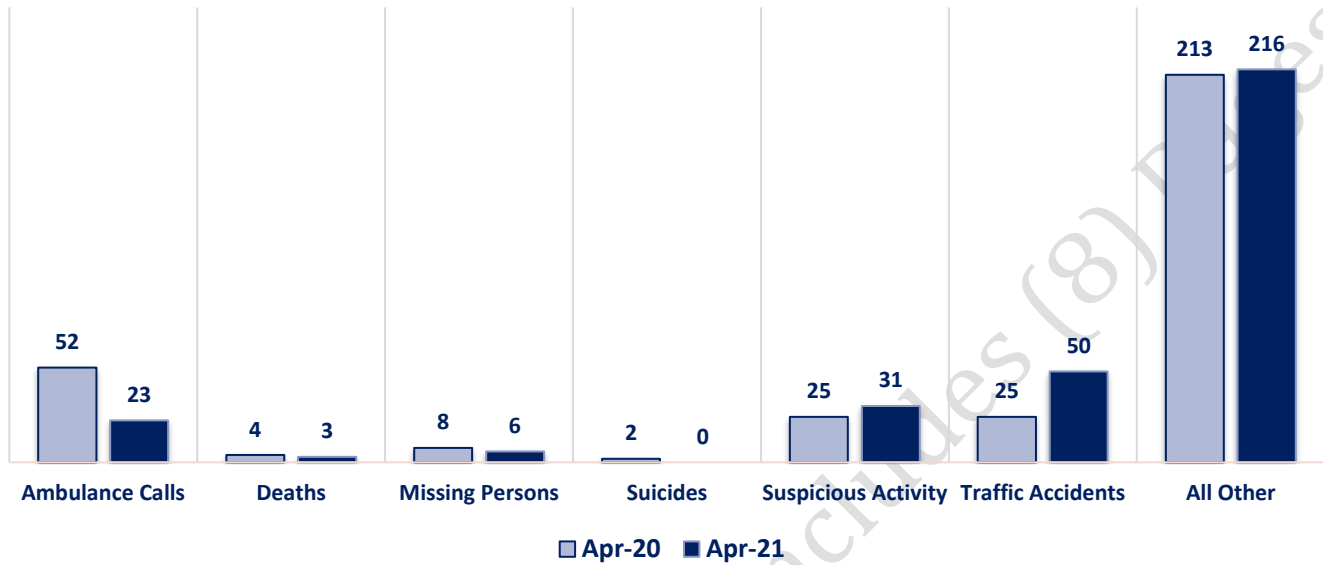
Part I Offenses



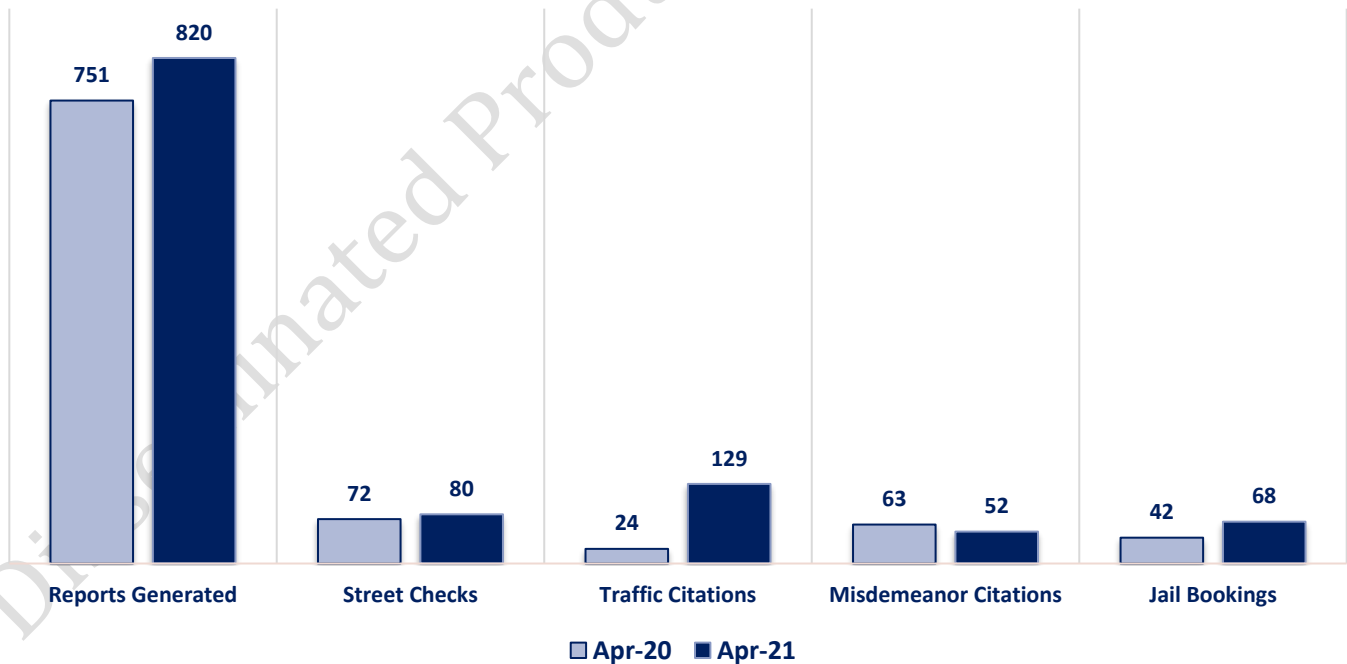
Part II Offenses



Non-UCR Offenses

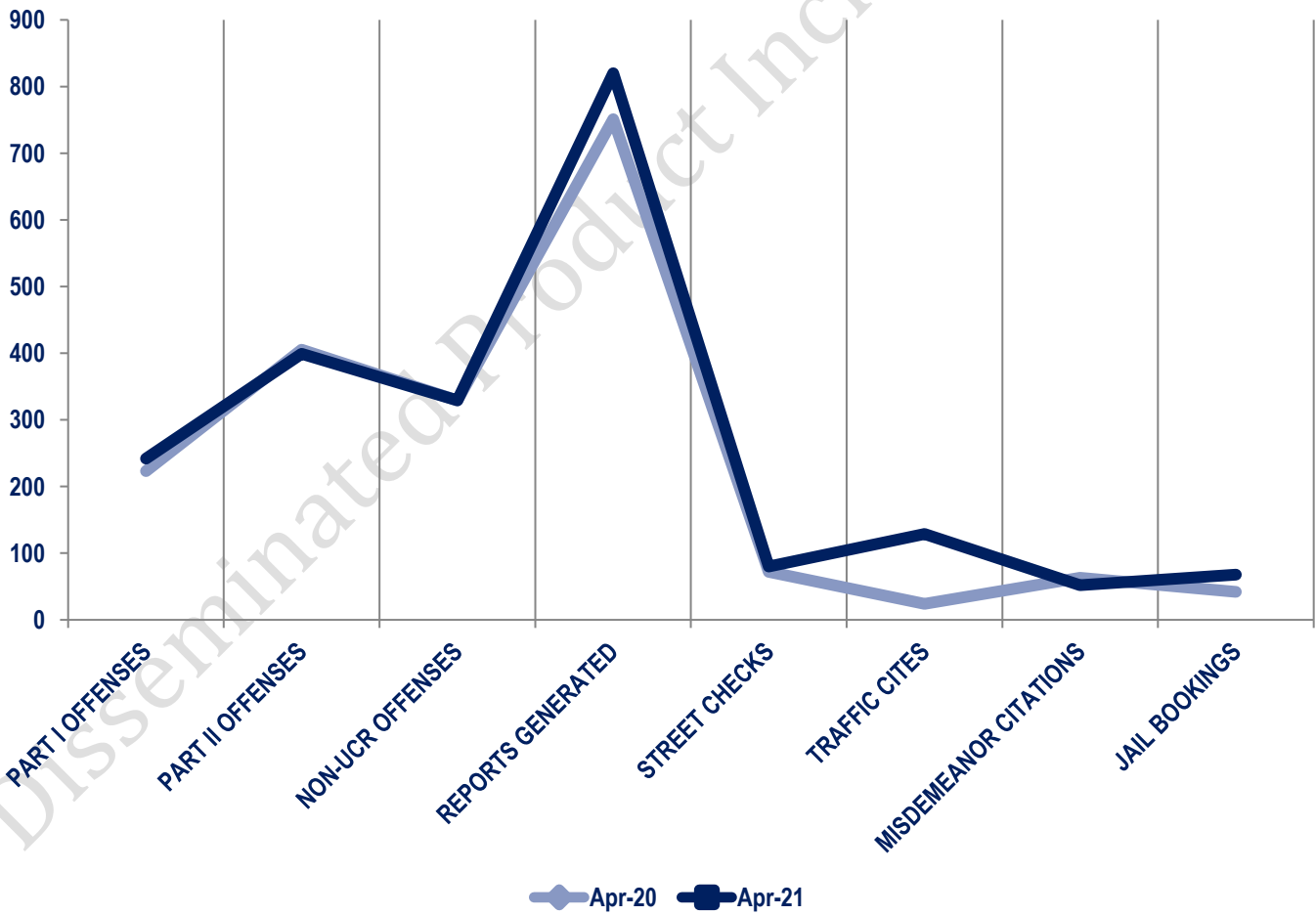


Other Event Totals



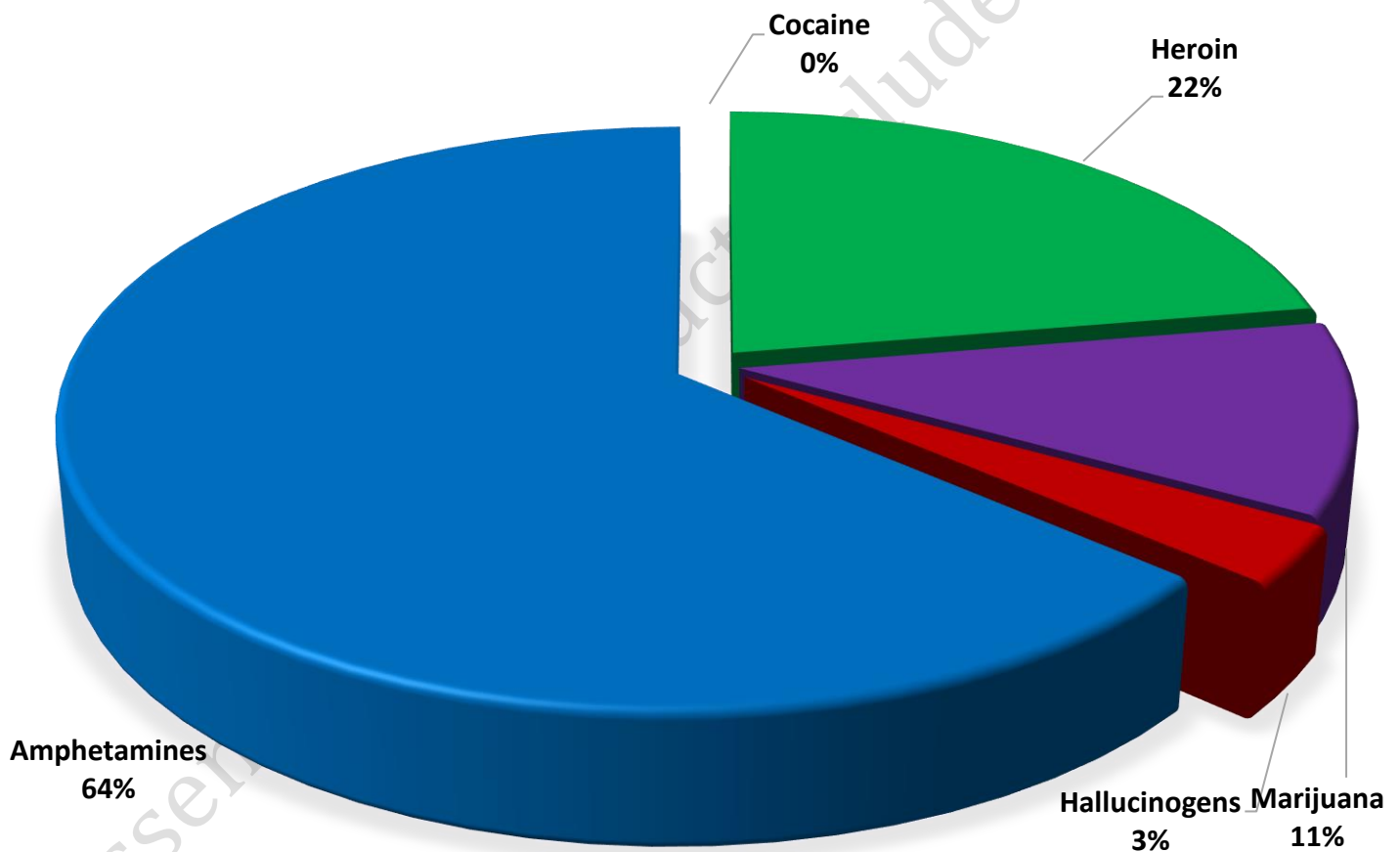
Combined Offense/Event Trends

	APR 2020	APR 2021
Part I Offenses	223	242
Part II Offenses	405	399
NonUCR Offenses	329	329
Reports Generated	751	820
Street Checks	72	80
Traffic Citations	24	129
Misdemeanor Citations	63	52
Jail Bookings	42	68

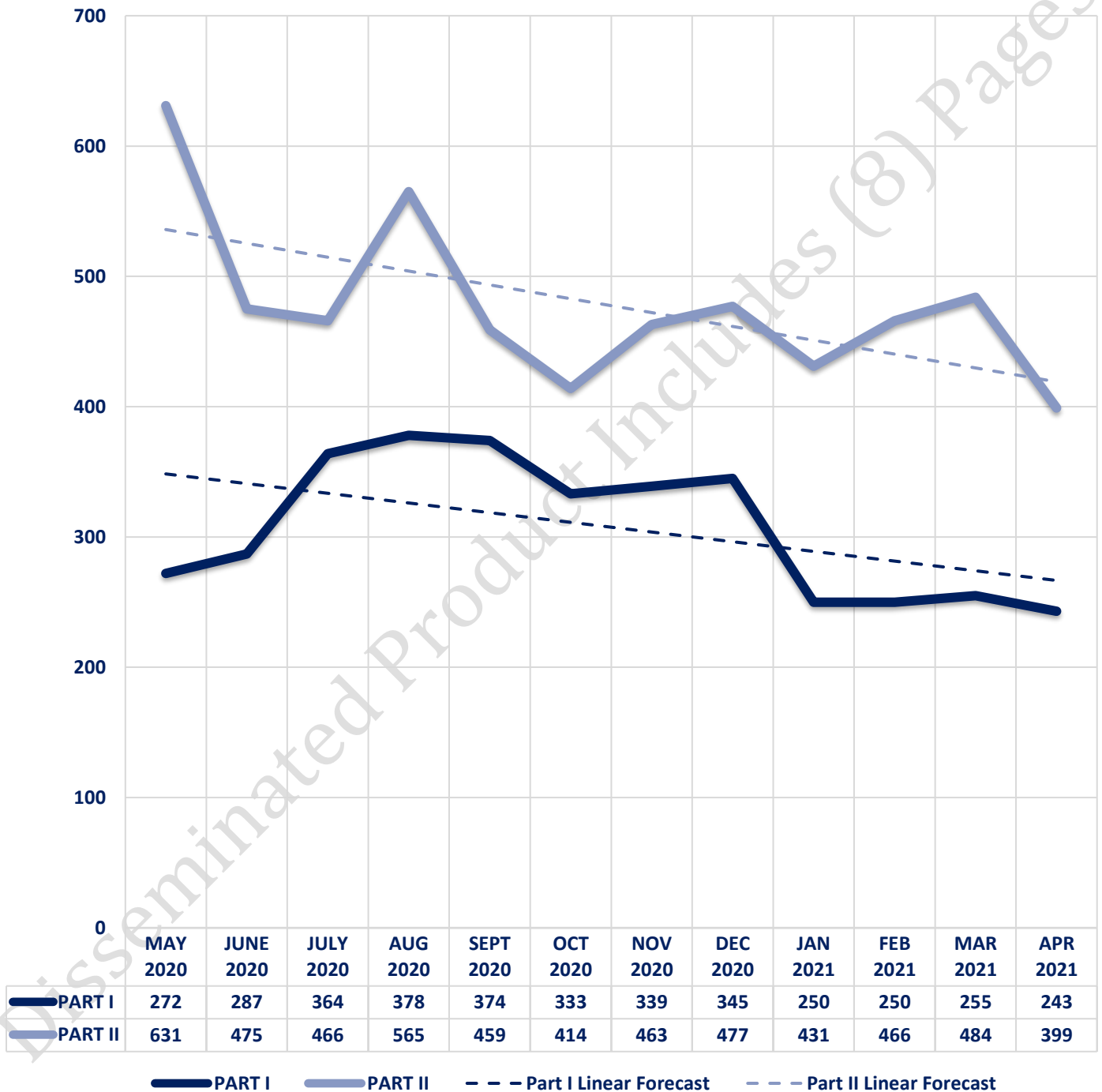


Seized Drugs

TYPE	DOSES	STREET VALUE
Cocaine	0.0	\$ -
Heroin	200.4	\$ 2,004.00
Marijuana	95.8	\$ 574.61
Hallucinogens	28.9	\$ 57.85
Amphetamines	571.0	\$ 5,710.00
TOTAL	896.1	\$ 8,346.46



Part I & II Offenses - One Year





CITY COUNCIL DISTRICT #5

MONTHLY OFFENSE SUMMARY

MAY 2021

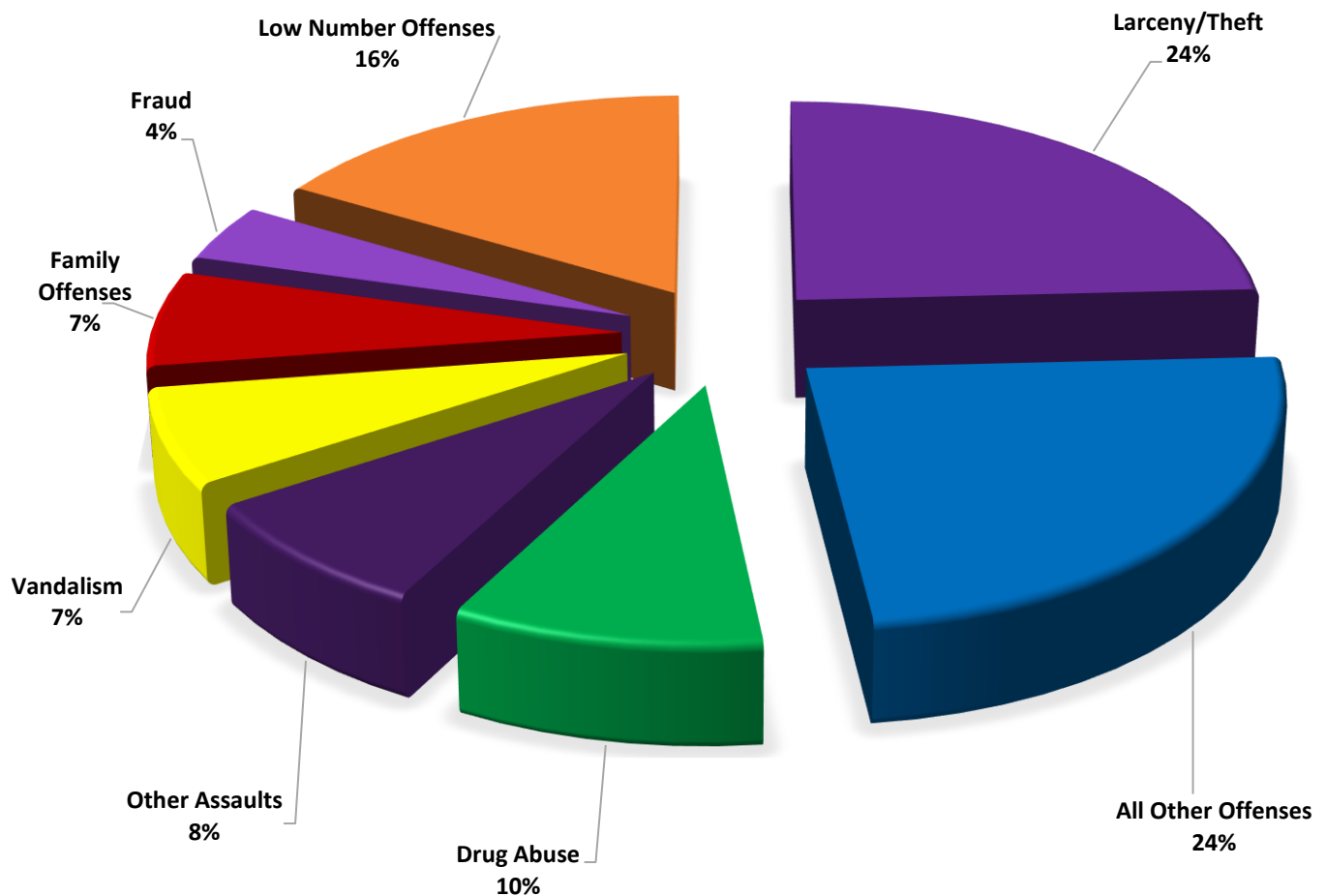
These figures represent preliminary counts of original Police Incident Reports and include all offenses within the above listed City Council District only. Full statistical analysis to determine the confidence level of this data has not been performed. The results contained herein are approximate in relation to the listed area and may not fully coincide with data shown in other areas of SLCPD's Crime Statistics page such as Calls for Service, Crimes Trending, and Crime Reports due to and reflective of departmental procedures that were in place at the time the event occurred and the date this data was compiled. Results displayed are not distinguished as attempted or completed crimes, do not include other calls for police service, and only represent police service where a report was made. Police Incident Reports are classified by primary offense categories as defined by the Uniform Crime Reporting (UCR) system, however for this report all offenses are included, and each incident may have more than one offense listed on it. In cases where there is more than one offense listed, all offenses are counted individually. Although every reasonable verification effort is made, the accuracy of any data is subject to the constraints of the report generation process as well as the manner, format, and point in time of any query.

PART I OFFENSES:	Chosen by the FBI as Part I Offenses because they are serious crimes that occur with regularity in all areas of the country and are likely to be reported to Police.
PART II OFFENSES:	All other crimes other than the eight Part I Offenses. The Uniform Crime Reporting Program gathers only arrest data for Part II Offenses, however, SLCPD results displayed in this document display all Part II Offenses, regardless of the presence of arrest data.
ALL OTHER OFFENSES:	Under the Part II Offense section, 'All Other Offenses' include Peeping Tom, Trespass, Kidnap/Abduction, Pornography, Extortion/Blackmail, Bribery, Warrants, Sexual Offenses, Obstruction, Public Peace, and Hit & Run.
NON-UCR OFFENSES:	Non-UCR Offenses include reports for all other offenses not classified as a Part I or Part II Offense. Results displayed separate some of these offenses such as Ambulance Calls, Deaths, Missing Persons, Suicides, Suspicious Activity, and Traffic Accidents.
ALL OTHER NON-UCR:	Under the Non-UCR category, 'All Other' include the remainder of offenses not classified as Part I or Part II and not separated from the Non-UCR Offenses. These include things such as Loud Parties, Barking Dogs, Mentally Ill Subjects, Citizen Assistance, etc.
LOW NUMBER OFFENSES:	On page two, in the interest of space and allowing for easier viewing, the category titled 'Low Number Offenses' include Part I and Part II Offenses from page one that have totals under the amount of 35.

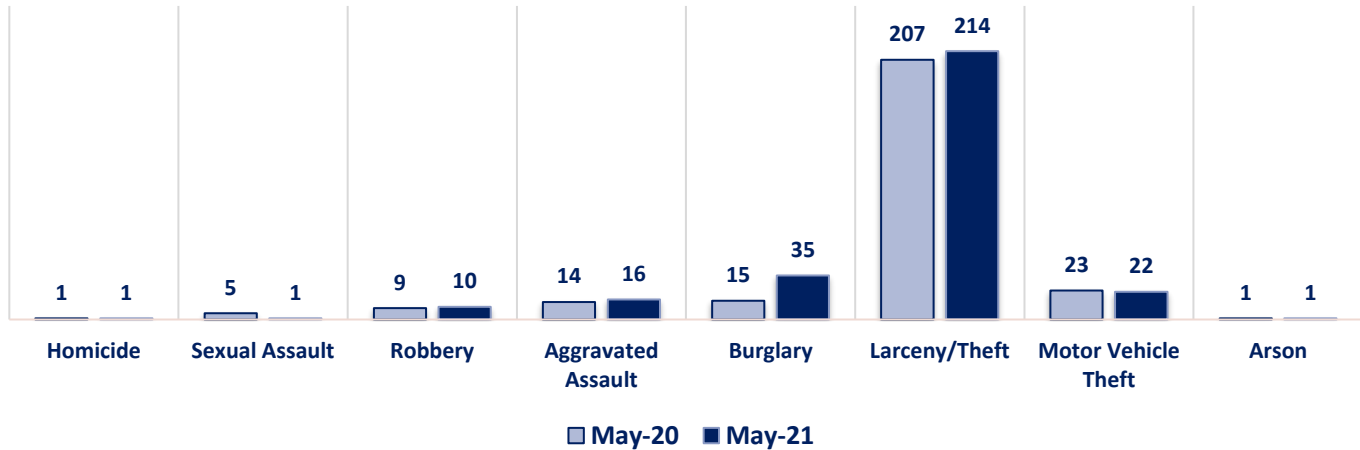
Offenses

PART I OFFENSES	OFFENSE	MAY 20	MAY 21	OFFENSE	MAY 20	MAY 21	PART II OFFENSES
	Homicide	1	1	Other Assaults	73	71	
	Sexual Assault	5	1	Forgery/Counterfeit	8	2	
	Robbery	9	10	Fraud	38	36	
	Aggravated Assault	14	16	Embezzlement	0	0	
	Burglary	15	35	Stolen Property	8	8	
	Larceny/Theft	207	214	Vandalism	49	60	
	Motor Vehicle Theft	23	22	Weapons	11	13	
	Arson	1	1	Prostitution	1	0	
NON-UCR OFFENSES	PART I TOTALS	275	300	Sex Offenses	0	4	PART II OFFENSES
	Ambulance Calls	50	34	Drug Abuse	159	85	
	Deaths	8	5	Gambling	0	0	
	Missing Persons	5	6	Family Offenses	40	60	
	Suicides	0	1	DUI	7	14	
	Suspicious Activity	24	31	Liquor Laws	5	2	
	Traffic Accidents	54	56	Drunkenness	15	10	
	All Other	250	229	Disorderly Conduct	12	7	
	NON-UCR TOTALS	391	362	All Other Offenses	210	212	
TOTALS	PART I OFFENSES	275	300	Curfew/Loitering	0	0	PART II OFFENSES
	PART II OFFENSES	648	584	Runaway	12	0	
	NON-UCR OFFENSES	391	362	PART II TOTALS	648	584	
	TOTAL	1314	1246				

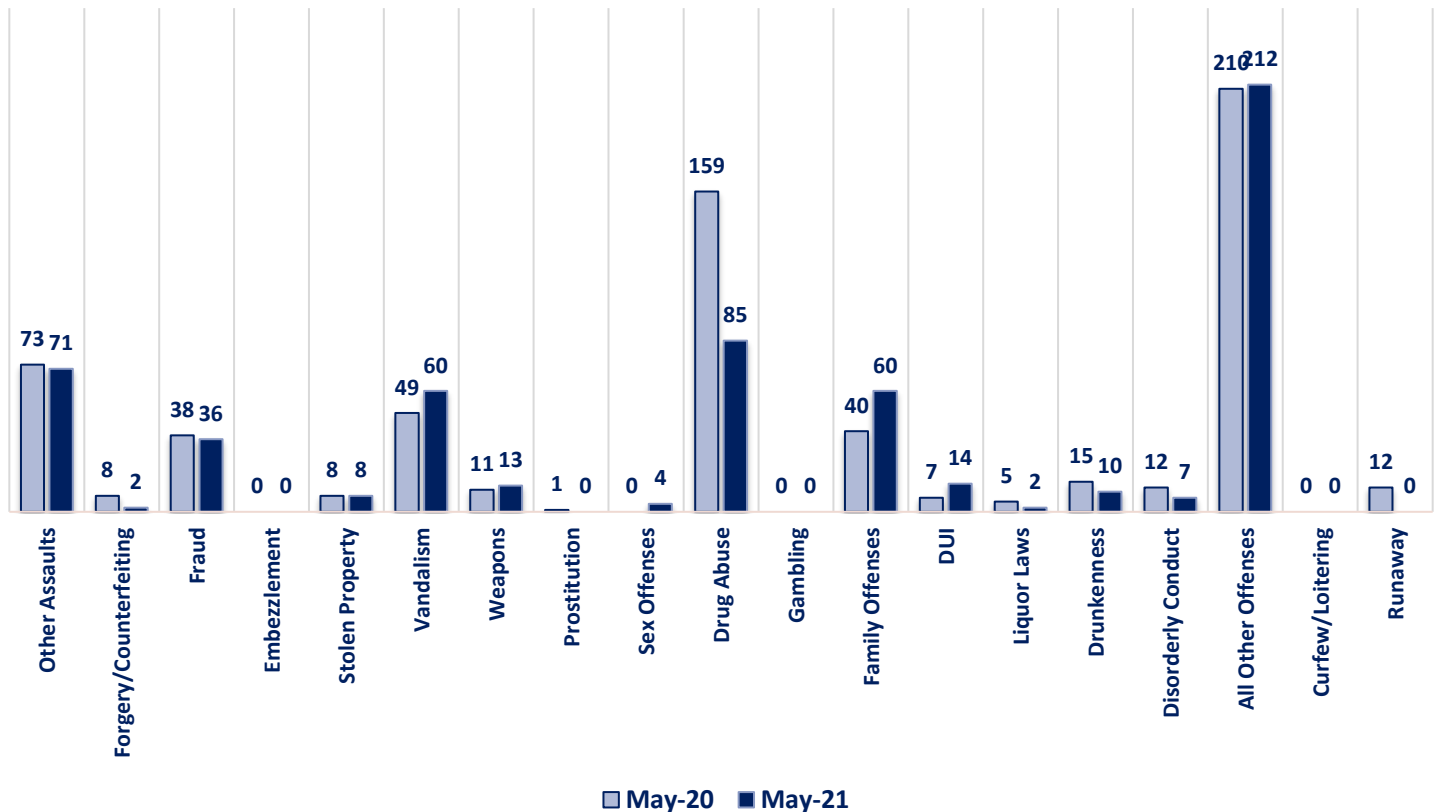
MAY 2021 - PART I & II OFFENSE PERCENTAGES



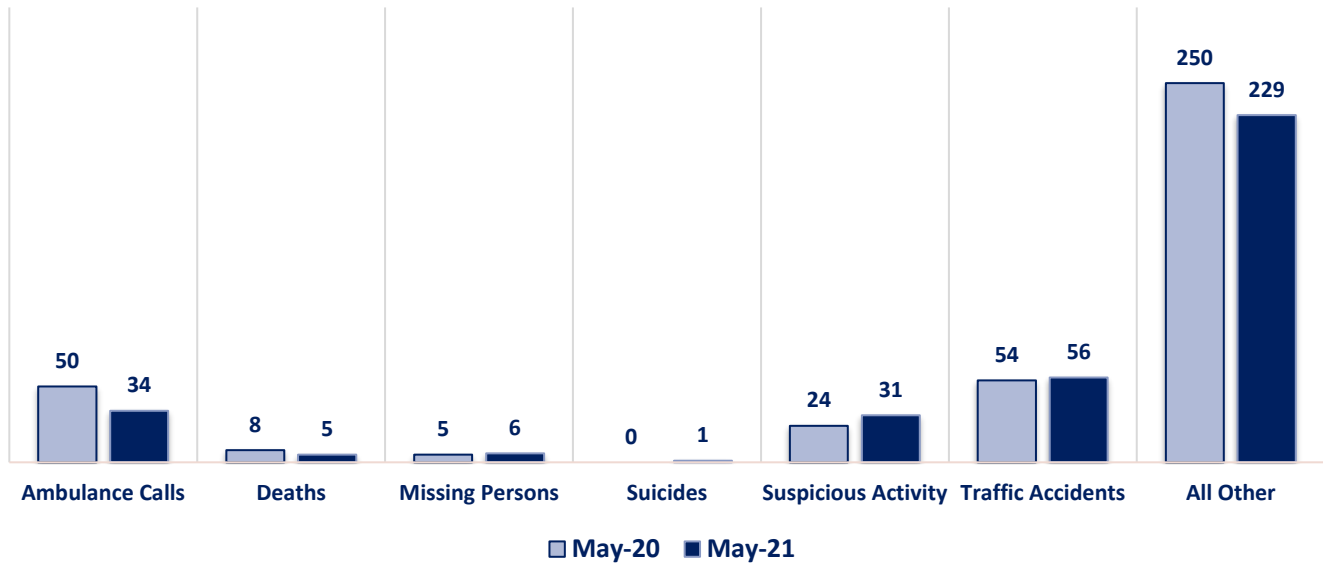
Part I Offenses



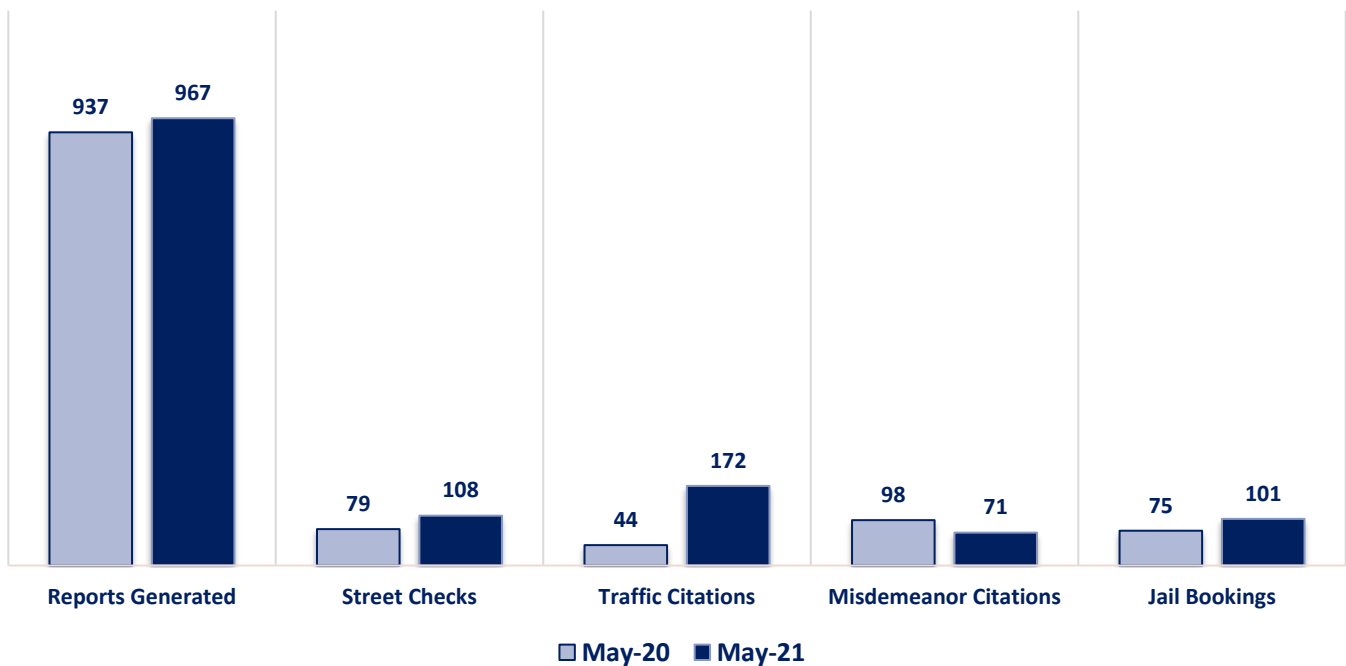
Part II Offenses



Non-UCR Offenses

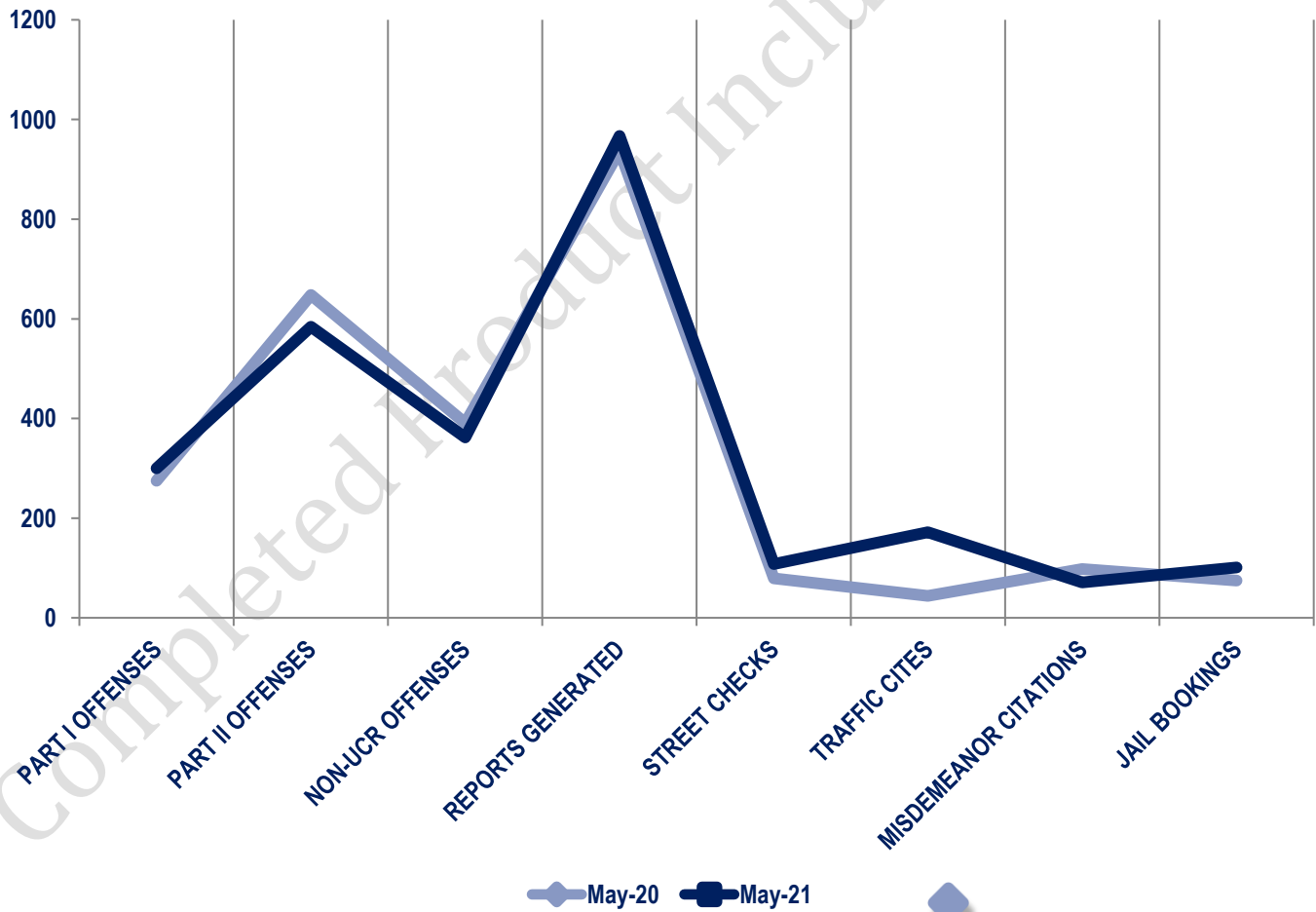


Other Event Totals



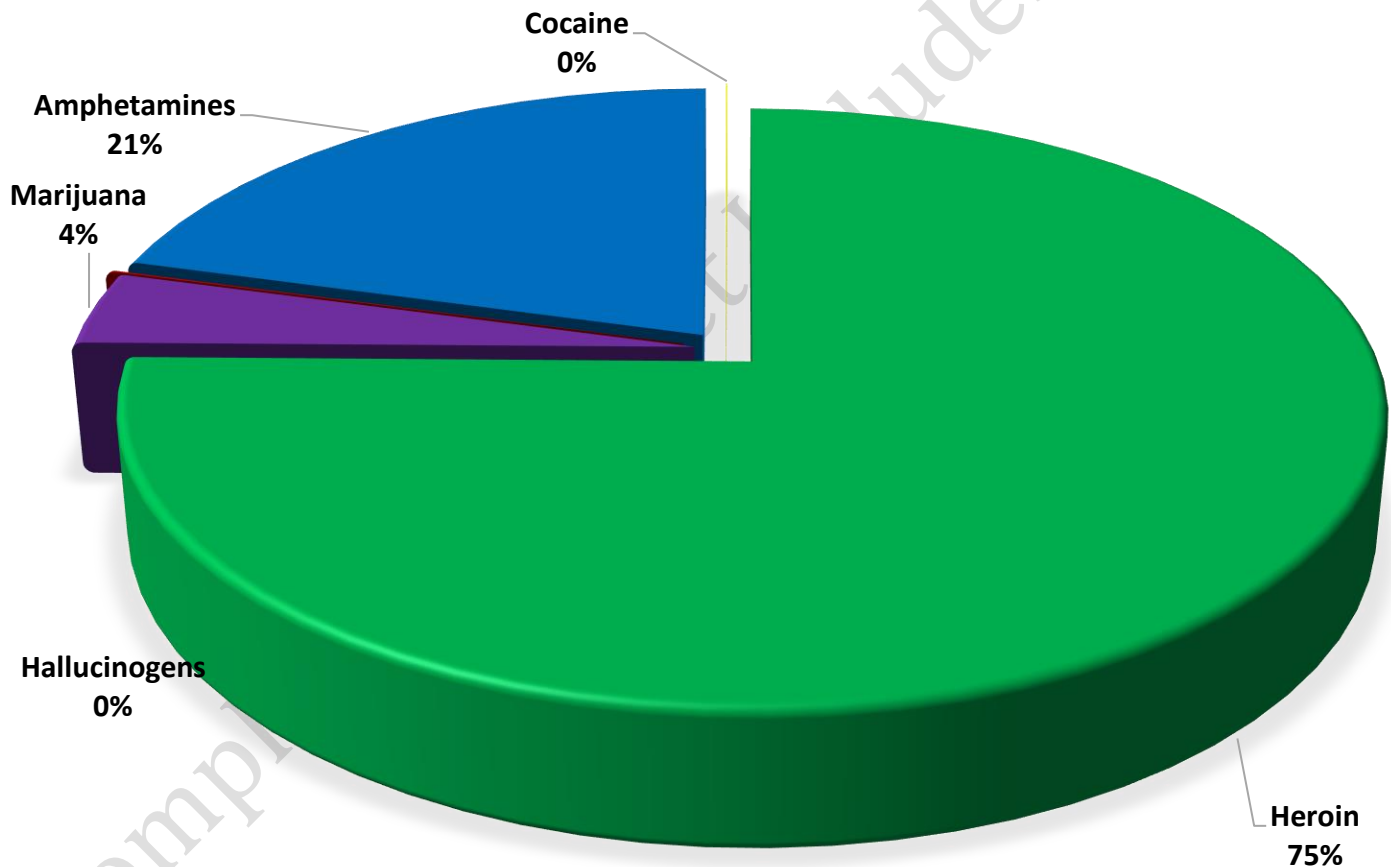
Combined Offense/Event Trends

	MAY 2020	MAY 2021
Part I Offenses	275	300
Part II Offenses	648	584
NonUCR Offenses	391	362
Reports Generated	937	967
Street Checks	79	108
Traffic Citations	44	172
Misdemeanor Citations	98	71
Jail Bookings	75	101

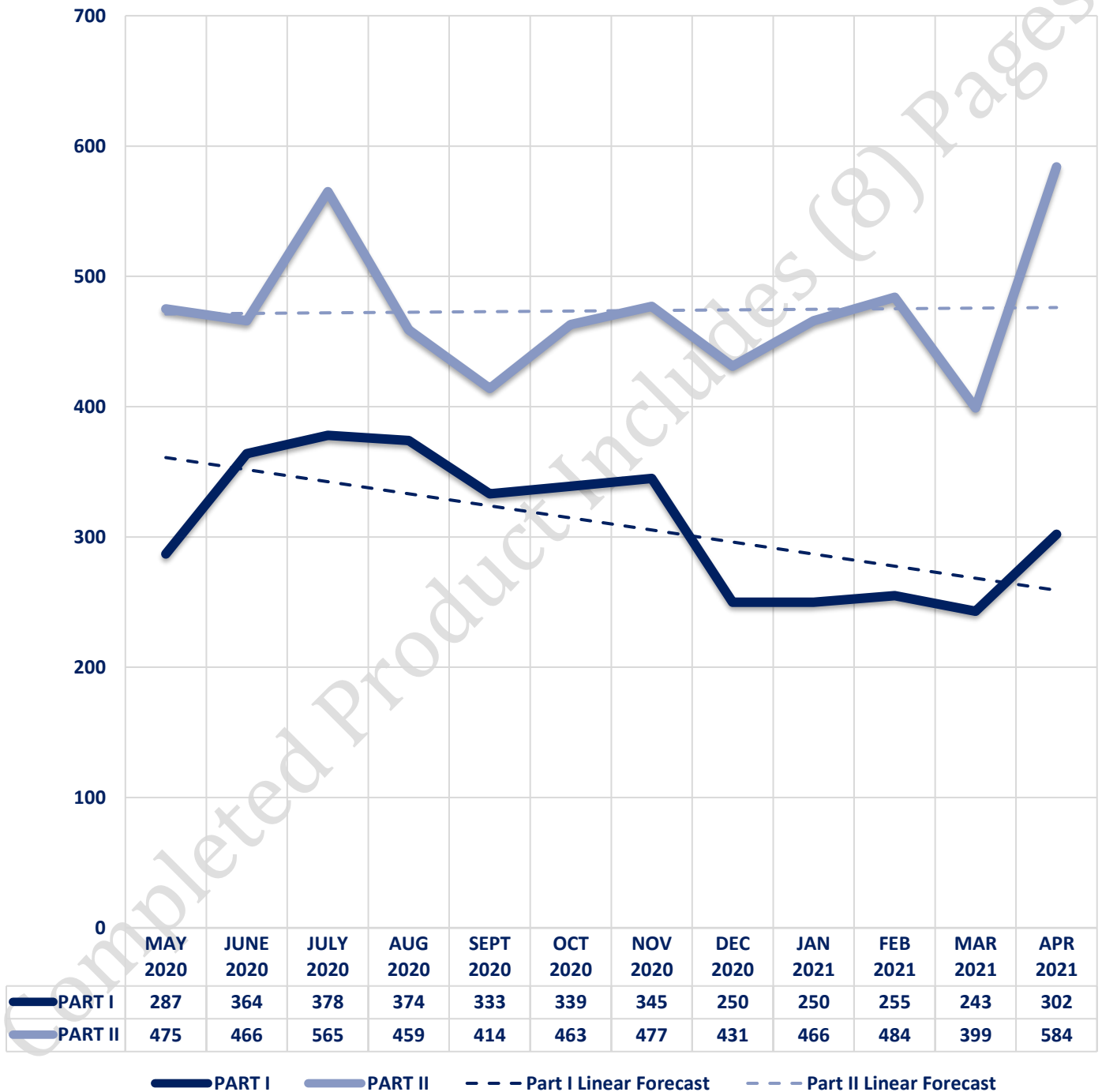


Seized Drugs

TYPE	DOSES	STREET VALUE
Cocaine	6.0	\$ 60.00
Heroin	7829.4	\$ 78,293.71
Marijuana	413.5	\$ 2,480.84
Hallucinogens	7.5	\$ 15.06
Amphetamines	2157.2	\$ 21,572.50
TOTAL	10413.6	\$ 102,422.10



Part I & II Offenses - One Year





CITY COUNCIL DISTRICT #5

MONTHLY OFFENSE SUMMARY

June 2021

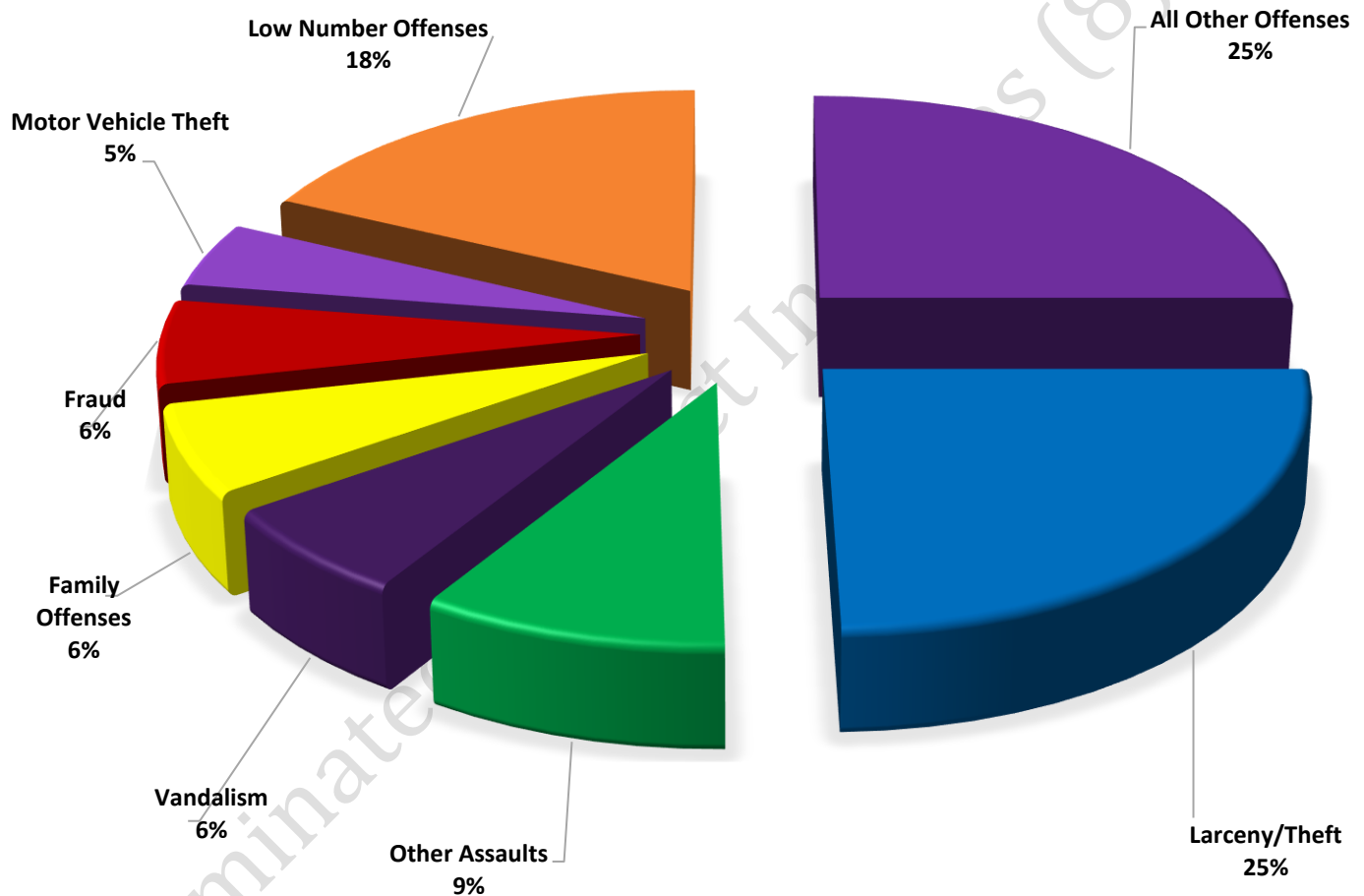
These figures represent preliminary counts of original Police Incident Reports and include all offenses within the above listed City Council District only. Full statistical analysis to determine the confidence level of this data has not been performed. The results contained herein are approximate in relation to the listed area and may not fully coincide with data shown in other areas of SLCPD's Crime Statistics page such as Calls for Service, Crimes Trending, and Crime Reports due to and reflective of departmental procedures that were in place at the time the event occurred and the date this data was compiled. Results displayed are not distinguished as attempted or completed crimes, do not include other calls for police service, and only represent police service where a report was made. Police Incident Reports are classified by primary offense categories as defined by the Uniform Crime Reporting (UCR) system, however for this report all offenses are included, and each incident may have more than one offense listed on it. In cases where there is more than one offense listed, all offenses are counted individually. Although every reasonable verification effort is made, the accuracy of any data is subject to the constraints of the report generation process as well as the manner, format, and point in time of any query.

PART I OFFENSES:	Chosen by the FBI as Part I Offenses because they are serious crimes that occur with regularity in all areas of the country and are likely to be reported to Police.
PART II OFFENSES:	All other crimes other than the eight Part I Offenses. The Uniform Crime Reporting Program gathers only arrest data for Part II Offenses, however, SLCPD results displayed in this document display all Part II Offenses, regardless of the presence of arrest data.
ALL OTHER OFFENSES:	Under the Part II Offense section, 'All Other Offenses' include Peeping Tom, Trespass, Kidnap/Abduction, Pornography, Extortion/Blackmail, Bribery, Warrants, Sexual Offenses, Obstruction, Public Peace, and Hit & Run.
NON-UCR OFFENSES:	Non-UCR Offenses include reports for all other offenses not classified as a Part I or Part II Offense. Results displayed separate some of these offenses such as Ambulance Calls, Deaths, Missing Persons, Suicides, Suspicious Activity, and Traffic Accidents.
ALL OTHER NON-UCR:	Under the Non-UCR category, 'All Other' include the remainder of offenses not classified as Part I or Part II and not separated from the Non-UCR Offenses. These include things such as Loud Parties, Barking Dogs, Mentally Ill Subjects, Citizen Assistance, etc.
LOW NUMBER OFFENSES:	On page two, in the interest of space and allowing for easier viewing, the category titled 'Low Number Offenses' include Part I and Part II Offenses from page one that have totals under the amount of 23.

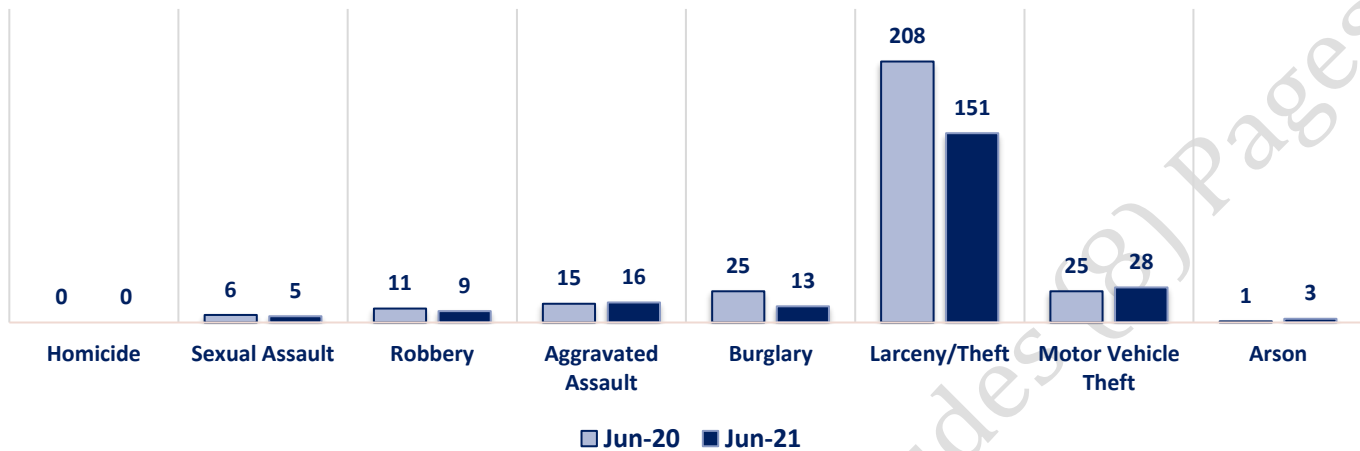
Offenses

	OFFENSE	JUN 20	JUN 21	OFFENSE	JUN 20	JUN 21
PART I OFFENSES	Homicide	0	0	Other Assaults	74	57
	Sexual Assault	6	5	Forgery/Counterfeit	5	5
	Robbery	11	9	Fraud	36	36
	Aggravated Assault	15	16	Embezzlement	0	0
	Burglary	25	13	Stolen Property	7	3
	Larceny/Theft	208	151	Vandalism	62	39
	Motor Vehicle Theft	25	28	Weapons	10	2
	Arson	1	3	Prostitution	1	3
	PART I TOTALS	291	225	Sex Offenses	4	4
NON-UCR OFFENSES	Ambulance Calls	35	36	Drug Abuse	50	23
	Deaths	6	11	Gambling	0	0
	Missing Persons	4	6	Family Offenses	51	38
	Suicides	1	0	DUI	9	3
	Suspicious Activity	26	27	Liquor Laws	1	2
	Traffic Accidents	55	60	Drunkenness	14	7
	All Other	223	182	Disorderly Conduct	11	12
	NON-UCR TOTALS	350	322	All Other Offenses	141	153
	PART I OFFENSES	291	225	Curfew/Loitering	0	0
TOTALS	PART II OFFENSES	484	387	Runaway	8	0
	NON-UCR OFFENSES	350	322	PART II TOTALS	484	387
	TOTAL	1125	934			

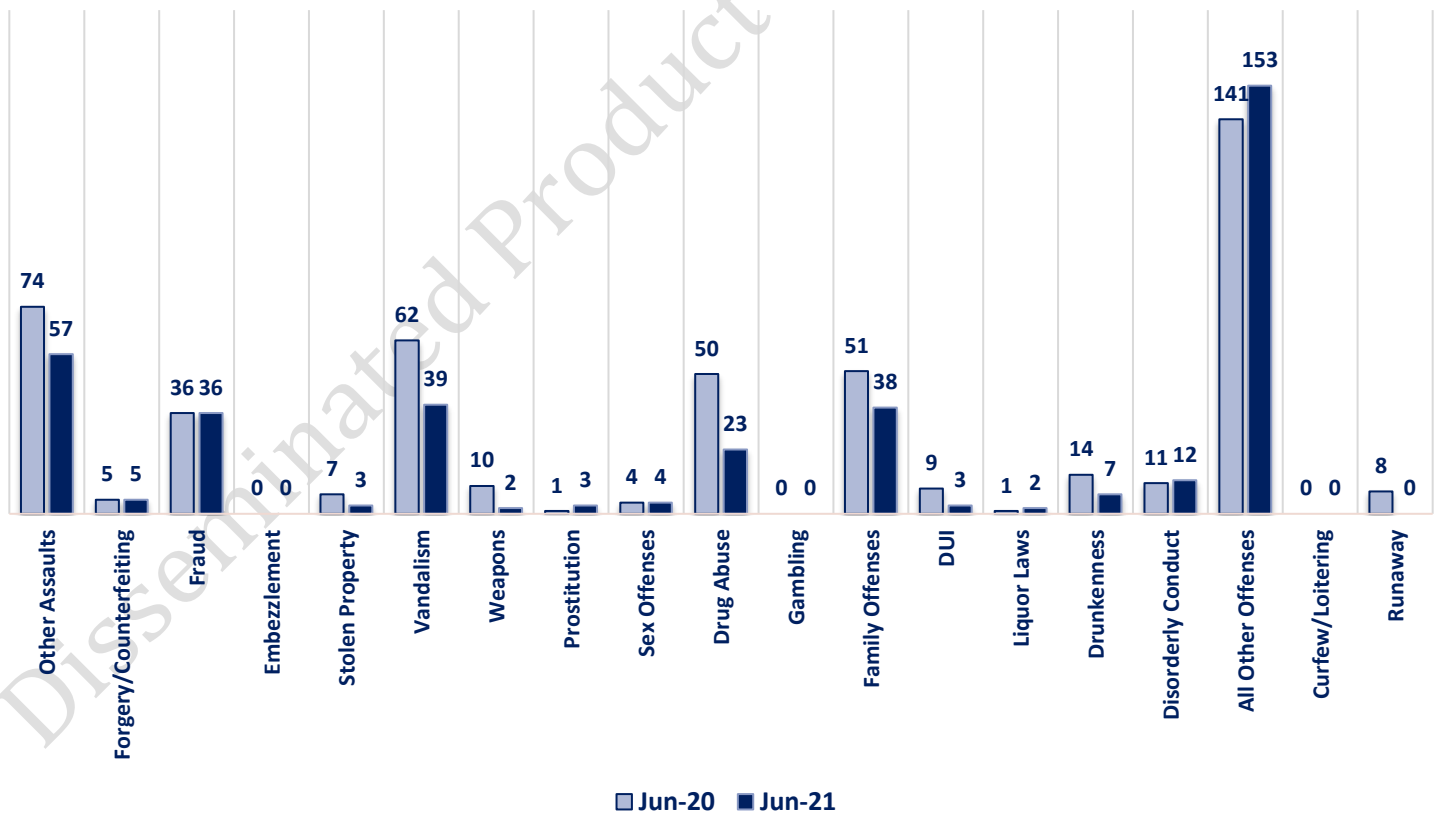
JUNE 2021- PART I & II OFFENSE PERCENTAGES



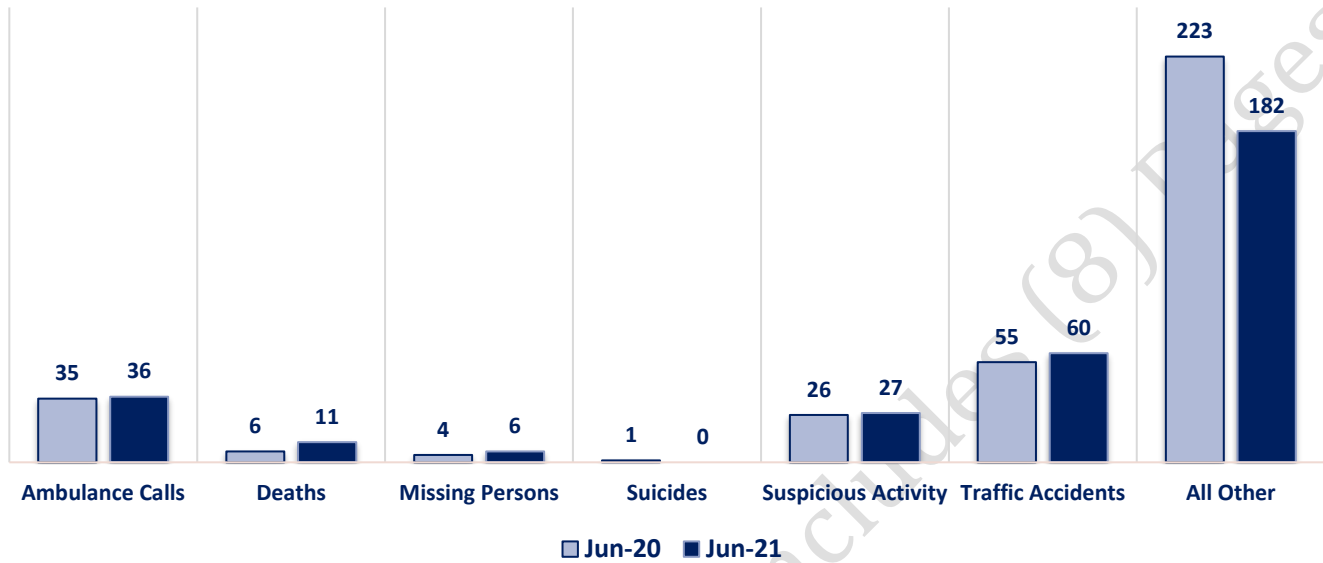
Part I Offenses



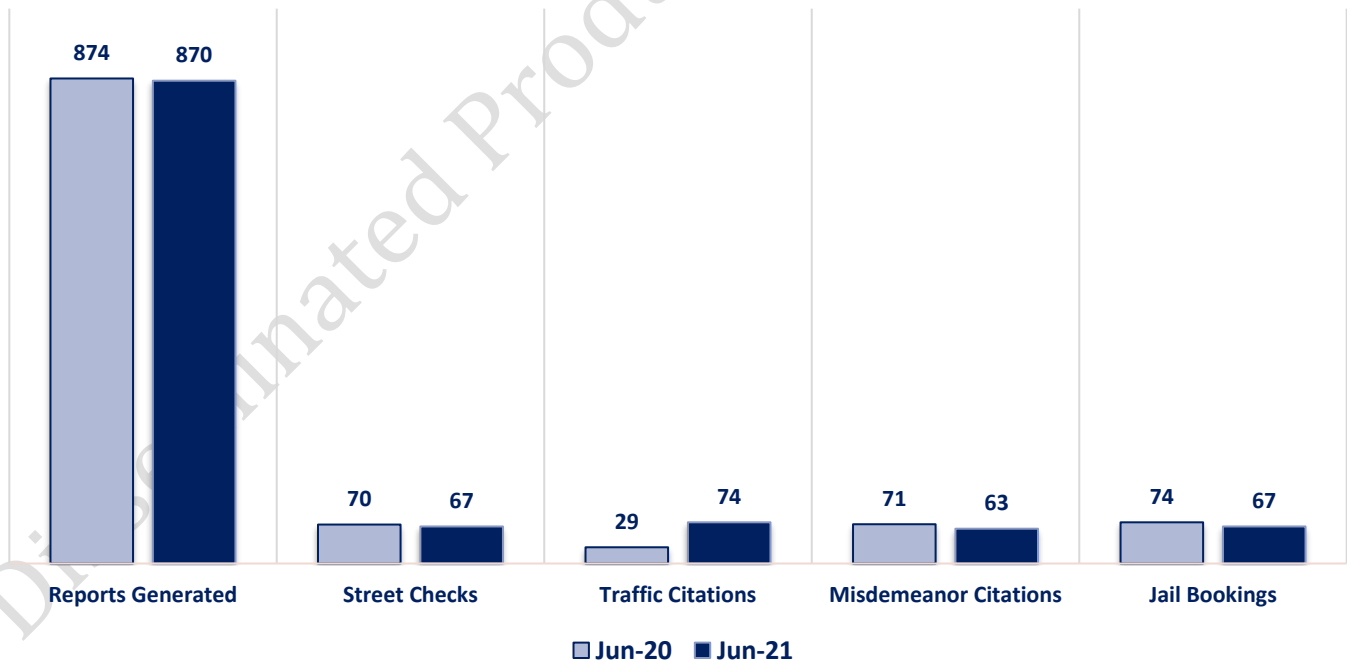
Part II Offenses



Non-UCR Offenses

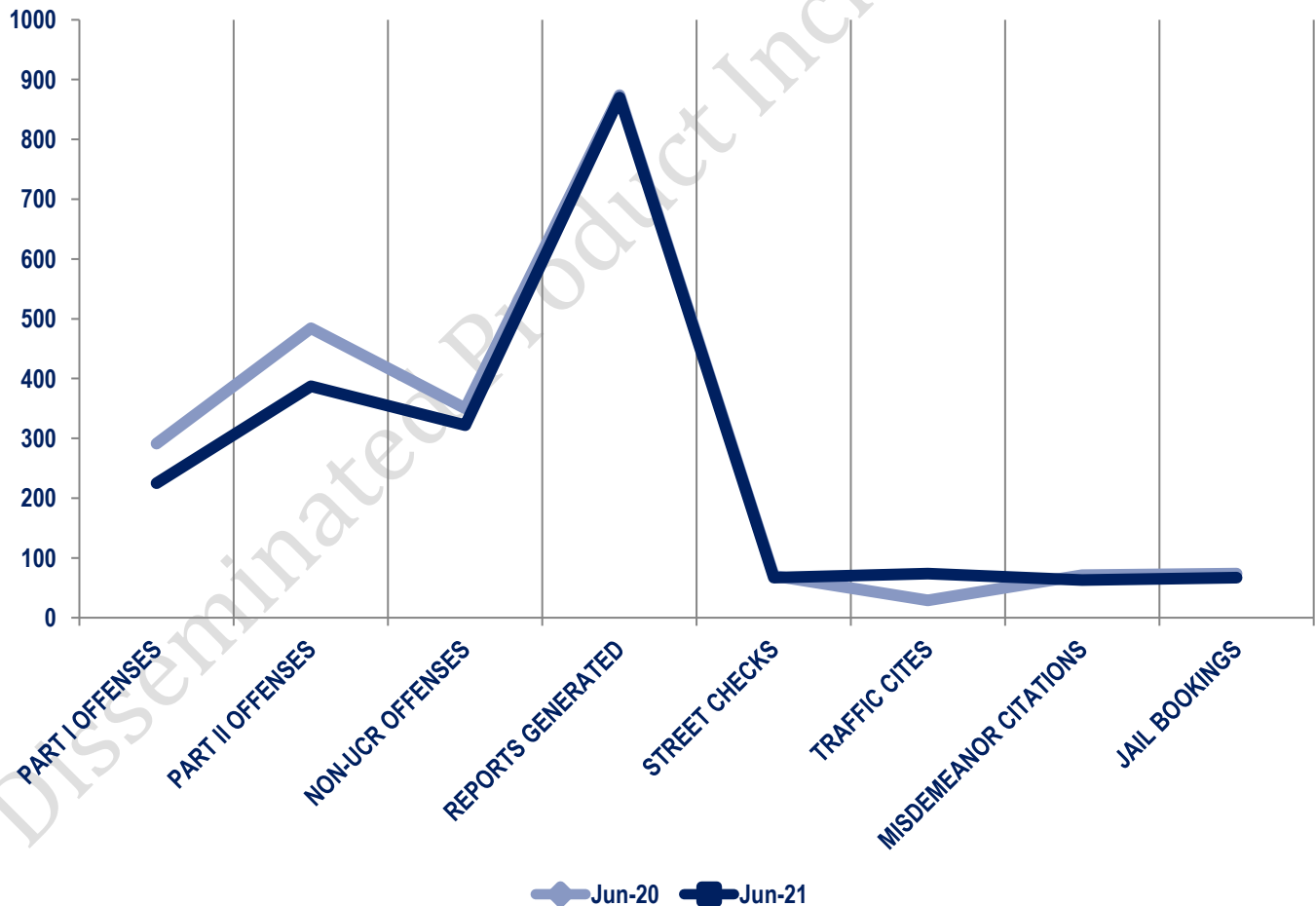


Other Event Totals



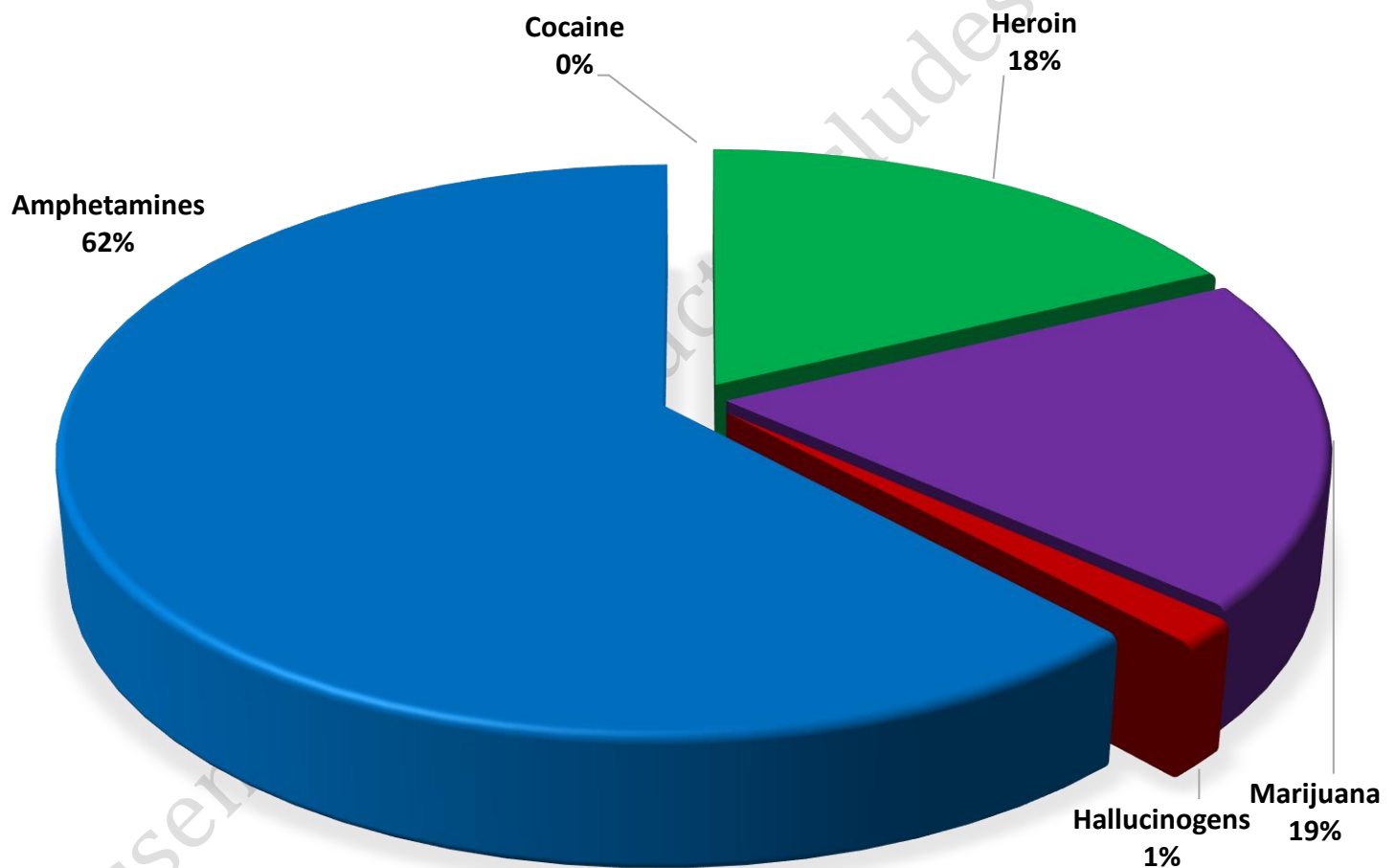
Combined Offense/Event Trends

	JUN 2020	JUN 2021
Part I Offenses	291	225
Part II Offenses	484	387
NonUCR Offenses	350	322
Reports Generated	874	870
Street Checks	70	67
Traffic Citations	29	74
Misdemeanor Citations	71	63
Jail Bookings	74	67

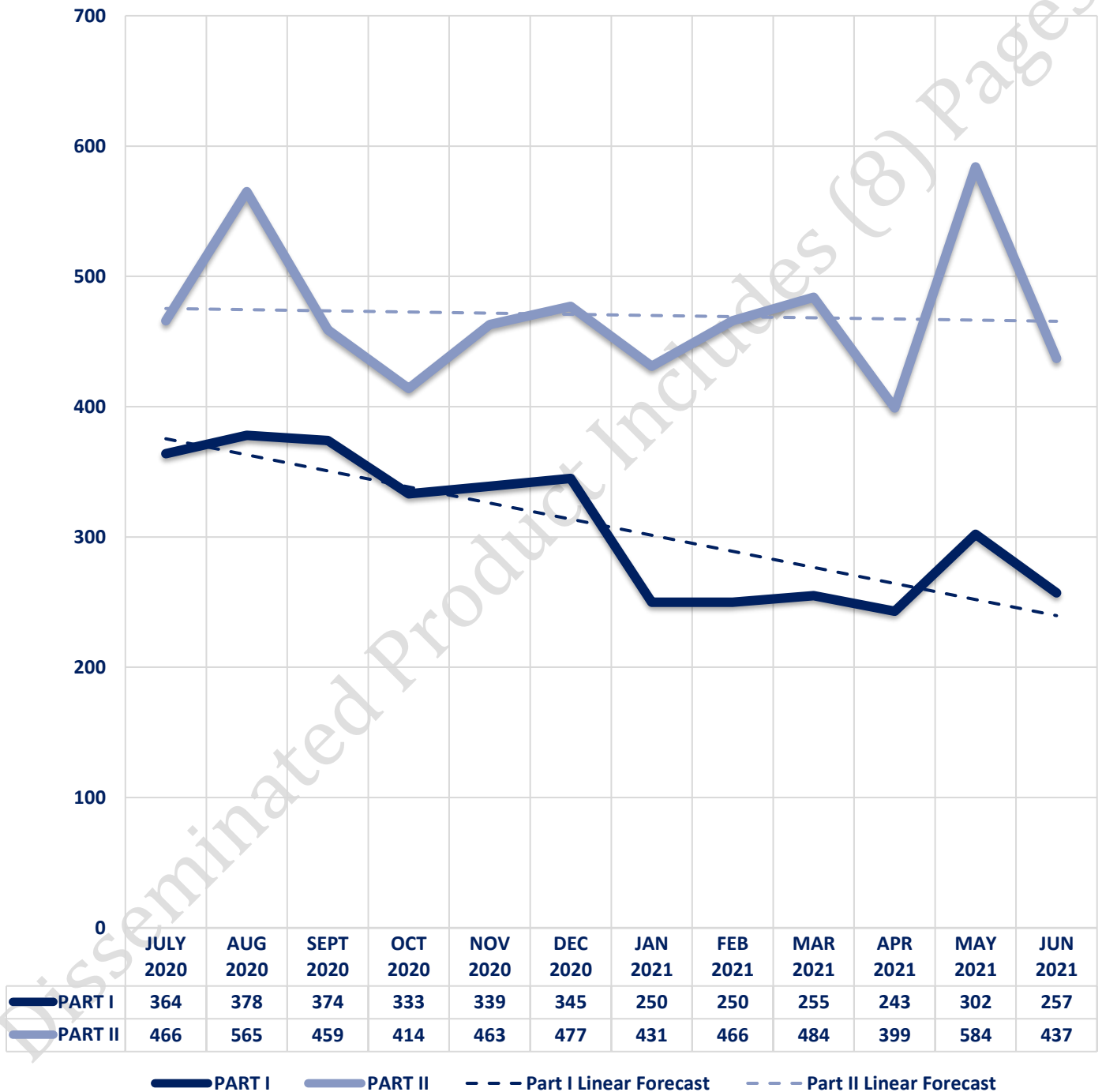


Seized Drugs

TYPE	DOSES	STREET VALUE
Cocaine	0.0	\$ -
Heroin	108.0	\$ 1,080.00
Marijuana	114.5	\$ 686.78
Hallucinogens	9.0	\$ 17.99
Amphetamines	376.0	\$ 3,760.00
TOTAL	607.5	\$ 5,544.77



Part I & II Offenses - One Year





CITY COUNCIL DISTRICT #5 MONTHLY OFFENSE SUMMARY

July 2021

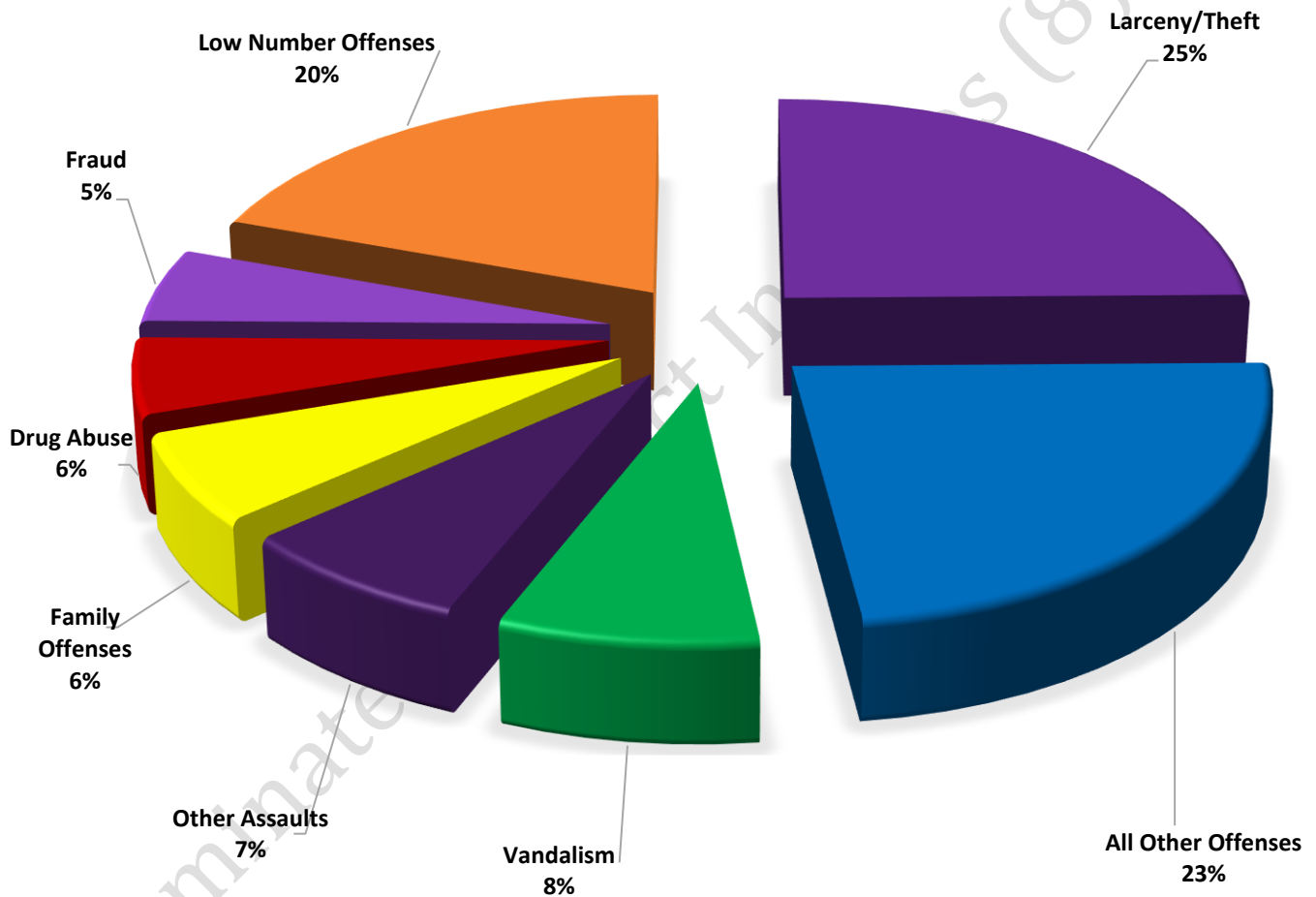
These figures represent preliminary counts of original Police Incident Reports and include all offenses within the above listed City Council District only. Full statistical analysis to determine the confidence level of this data has not been performed. The results contained herein are approximate in relation to the listed area and may not fully coincide with data shown in other areas of SLCPD's Crime Statistics page such as Calls for Service, Crimes Trending, and Crime Reports due to and reflective of departmental procedures that were in place at the time the event occurred and the date this data was compiled. Results displayed are not distinguished as attempted or completed crimes, do not include other calls for police service, and only represent police service where a report was made. Police Incident Reports are classified by primary offense categories as defined by the Uniform Crime Reporting (UCR) system, however for this report all offenses are included, and each incident may have more than one offense listed on it. In cases where there is more than one offense listed, all offenses are counted individually. Although every reasonable verification effort is made, the accuracy of any data is subject to the constraints of the report generation process as well as the manner, format, and point in time of any query.

PART I OFFENSES:	Chosen by the FBI as Part I Offenses because they are serious crimes that occur with regularity in all areas of the country and are likely to be reported to Police.
PART II OFFENSES:	All other crimes other than the eight Part I Offenses. The Uniform Crime Reporting Program gathers only arrest data for Part II Offenses, however, SLCPD results displayed in this document display all Part II Offenses, regardless of the presence of arrest data.
ALL OTHER OFFENSES:	Under the Part II Offense section, 'All Other Offenses' include Peeping Tom, Trespass, Kidnap/Abduction, Pornography, Extortion/Blackmail, Bribery, Warrants, Sexual Offenses, Obstruction, Public Peace, and Hit & Run.
NON-UCR OFFENSES:	Non-UCR Offenses include reports for all other offenses not classified as a Part I or Part II Offense. Results displayed separate some of these offenses such as Ambulance Calls, Deaths, Missing Persons, Suicides, Suspicious Activity, and Traffic Accidents.
ALL OTHER NON-UCR:	Under the Non-UCR category, 'All Other' include the remainder of offenses not classified as Part I or Part II and not separated from the Non-UCR Offenses. These include things such as Loud Parties, Barking Dogs, Mentally Ill Subjects, Citizen Assistance, etc.
LOW NUMBER OFFENSES:	On page two, in the interest of space and allowing for easier viewing, the category titled 'Low Number Offenses' include Part I and Part II Offenses from page one that have totals under the amount of 29.

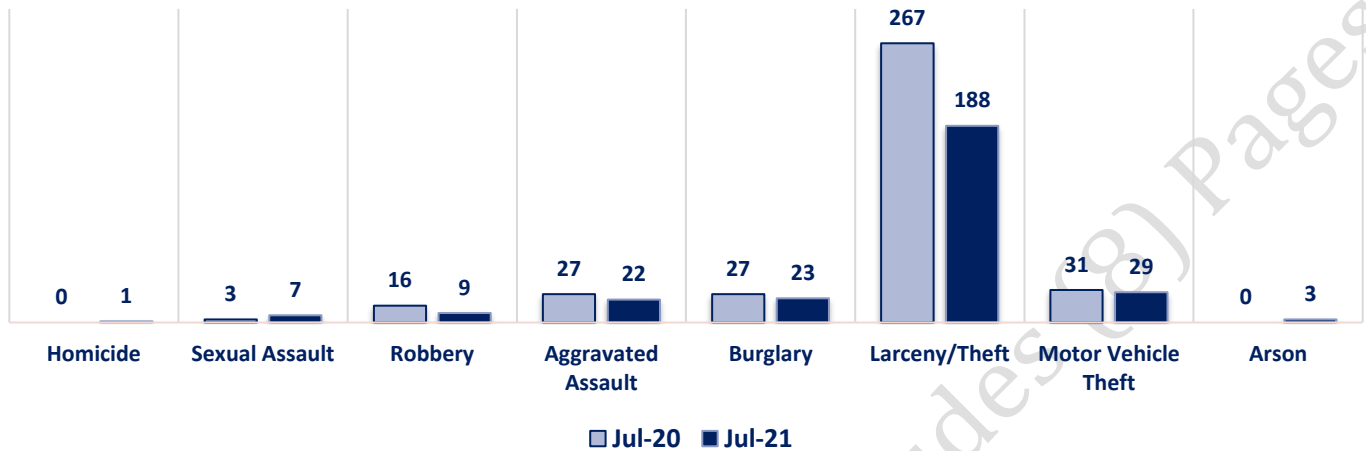
Offenses

	OFFENSE	JUL 20	JUL 21	OFFENSE	JUL 20	JUL 21	
PART I OFFENSES	VIOLENT	Homicide	0	1	Other Assaults	83	56
		Sexual Assault	3	7	Forgery/Counterfeit	3	4
		Robbery	16	9	Fraud	23	40
		Aggravated Assault	27	22	Embezzlement	0	0
	PROPERTY	Burglary	27	23	Stolen Property	6	4
		Larceny/Theft	267	188	Vandalism	53	61
		Motor Vehicle Theft	31	29	Weapons	5	4
		Arson	0	3	Prostitution	2	1
		PART I TOTALS	371	282	Sex Offenses	4	0
NON-UCR OFFENSES		Ambulance Calls	30	32	Drug Abuse	48	41
		Deaths	6	6	Gambling	0	0
		Missing Persons	11	5	Family Offenses	48	48
		Suicides	0	1	DUI	7	8
		Suspicious Activity	35	37	Liquor Laws	2	2
		Traffic Accidents	53	59	Drunkenness	13	13
		All Other	223	202	Disorderly Conduct	9	18
		NON-UCR TOTALS	358	342	All Other Offenses	167	177
		PART I OFFENSES	371	282	Curfew/Loitering	0	0
TOTALS		PART II OFFENSES	476	477	Runaway	3	0
		NON-UCR OFFENSES	358	342	PART II TOTALS	476	477
		TOTAL	1205	1101			

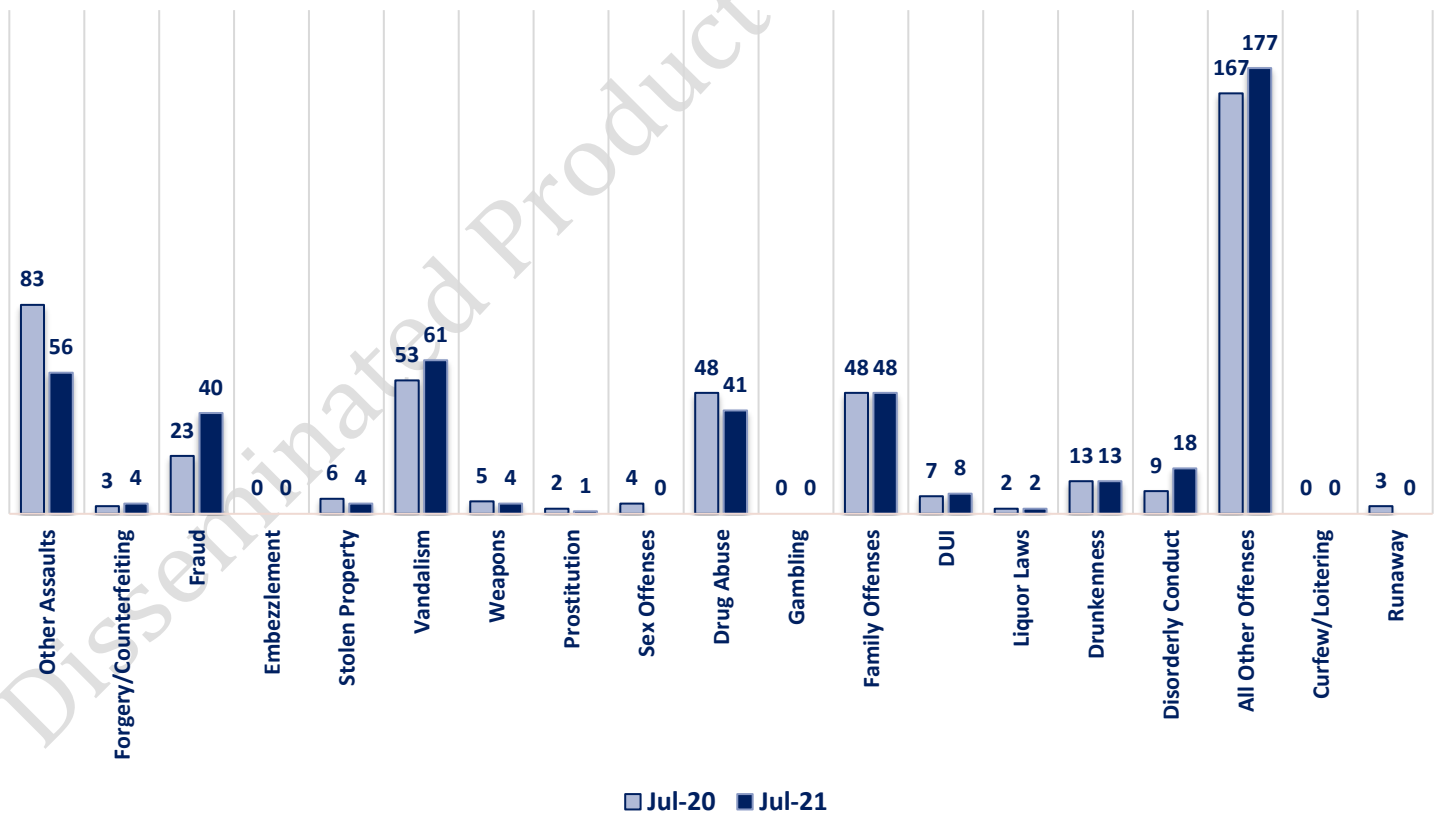
JULY 2021- PART I & II OFFENSE PERCENTAGES



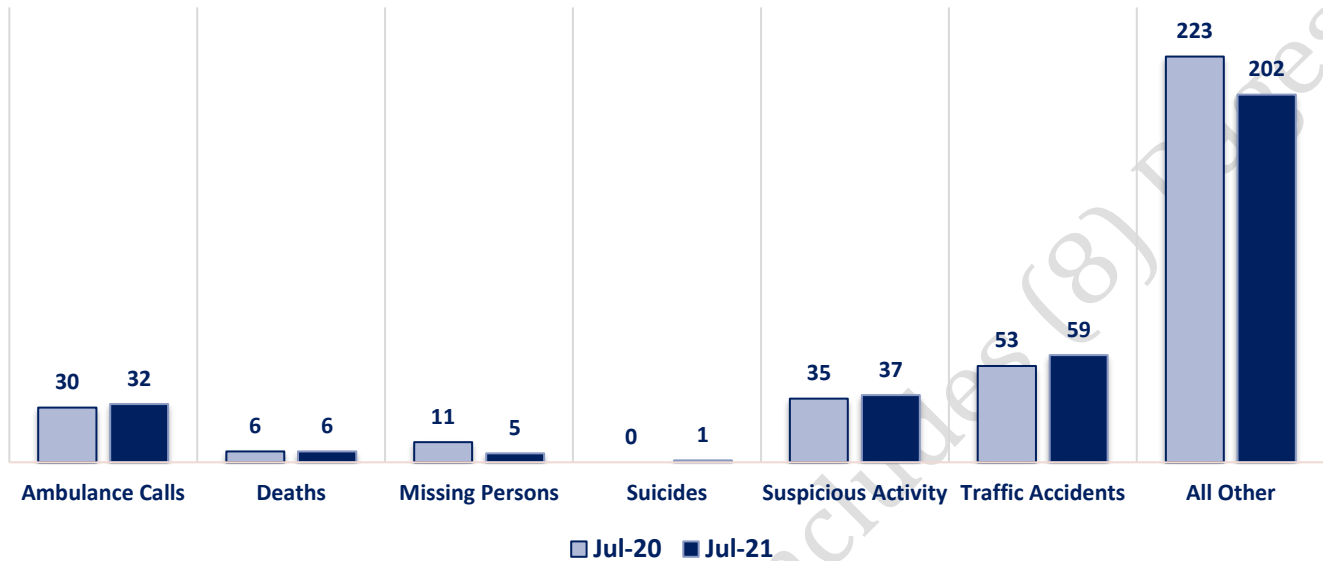
Part I Offenses



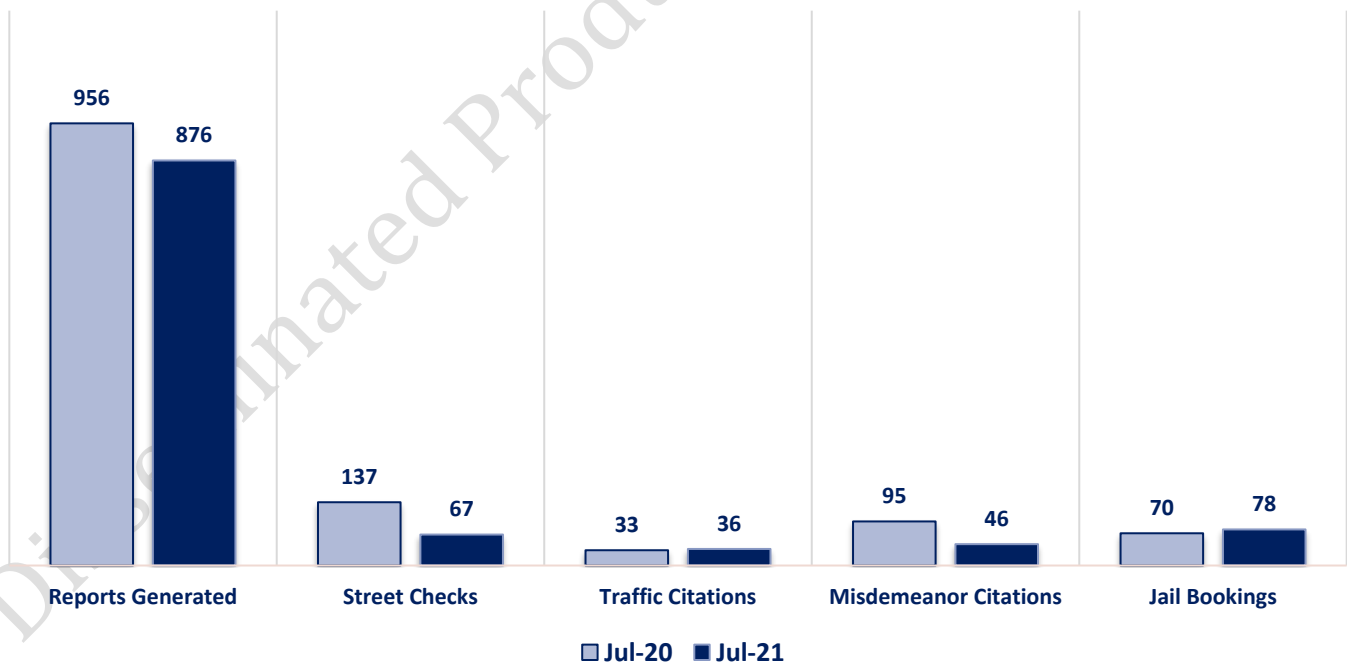
Part II Offenses



Non-UCR Offenses

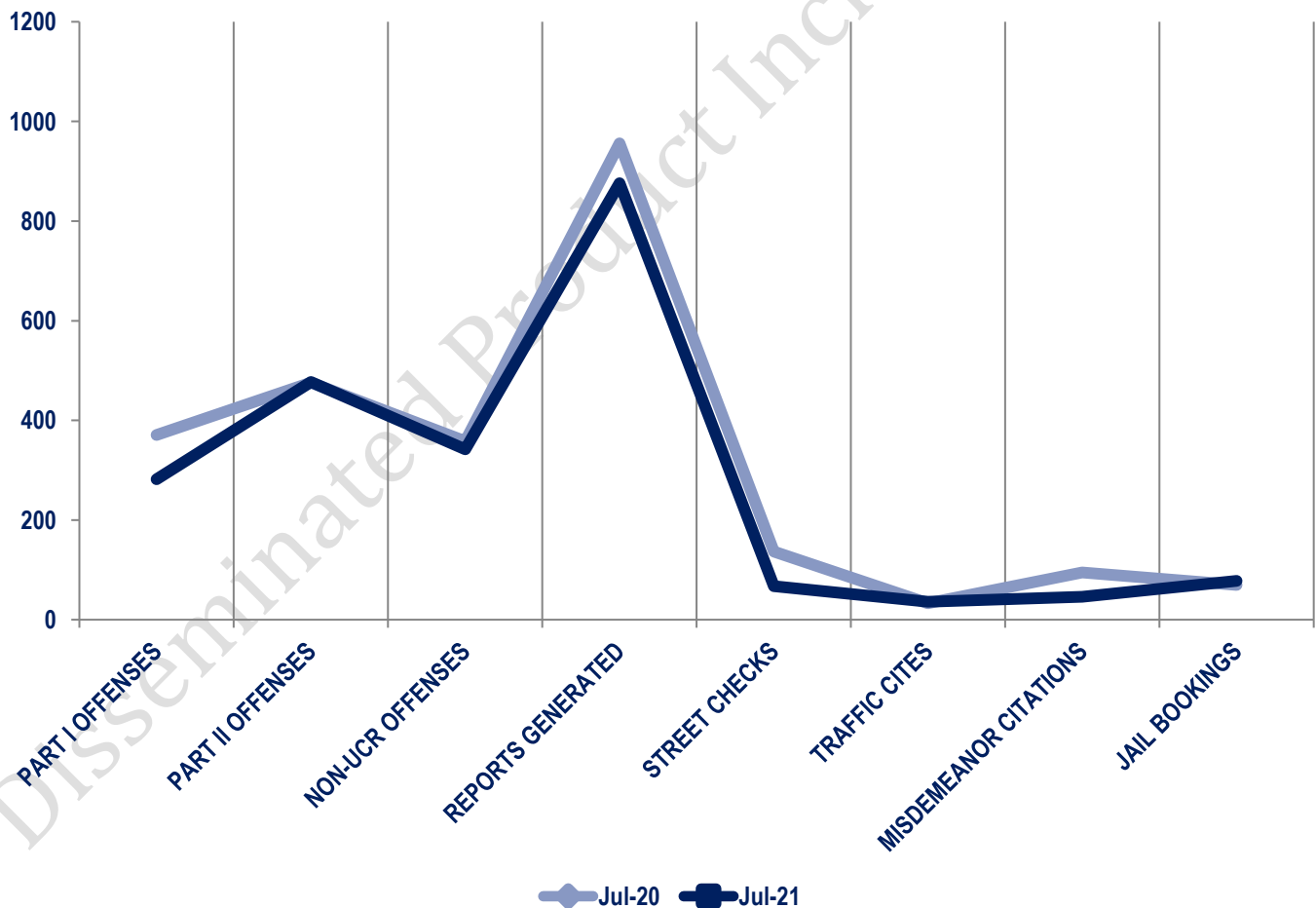


Other Event Totals



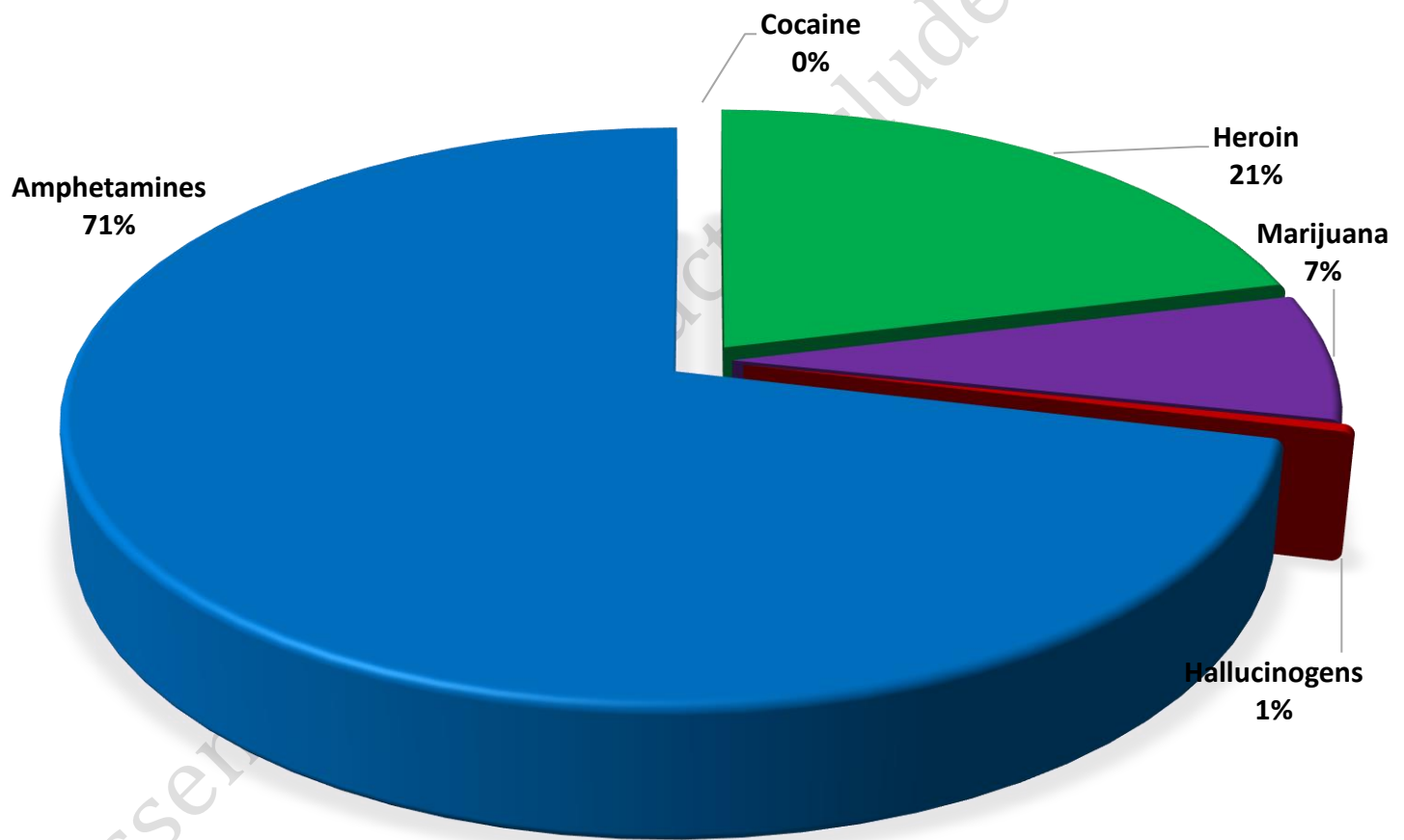
Combined Offense/Event Trends

	JUL 2020	JUL 2021
Part I Offenses	371	282
Part II Offenses	476	477
NonUCR Offenses	358	342
Reports Generated	956	876
Street Checks	137	67
Traffic Citations	33	36
Misdemeanor Citations	95	46
Jail Bookings	70	78

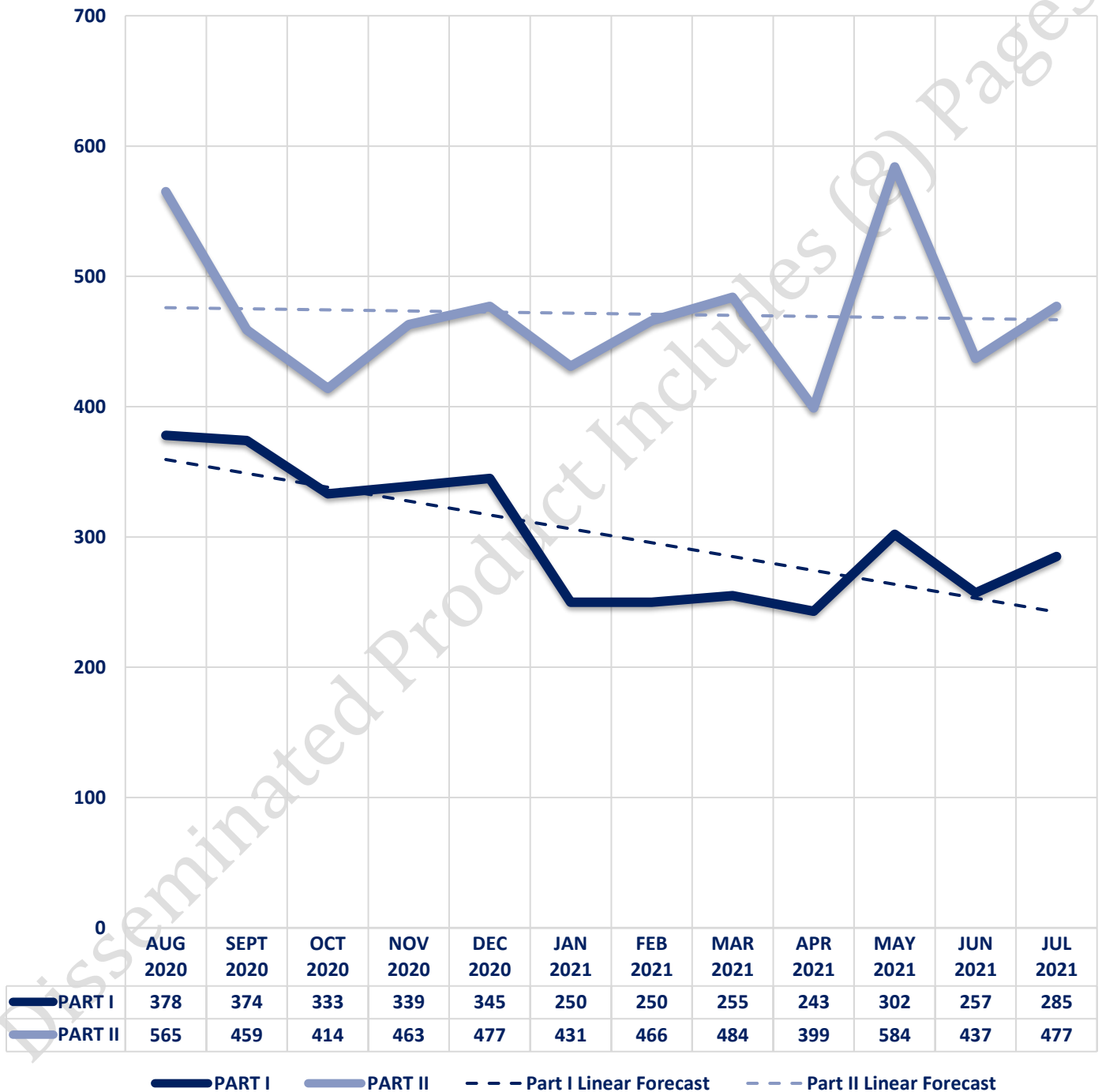


Seized Drugs

TYPE	DOSES	STREET VALUE
Cocaine	0.0	\$ -
Heroin	395.0	\$ 3,950.00
Marijuana	133.3	\$ 799.98
Hallucinogens	7.9	\$ 15.87
Amphetamines	1329.6	\$ 13,295.50
TOTAL	1865.8	\$ 18,061.36



Part I & II Offenses - One Year





CITY COUNCIL DISTRICT #5

MONTHLY OFFENSE SUMMARY

August 2021

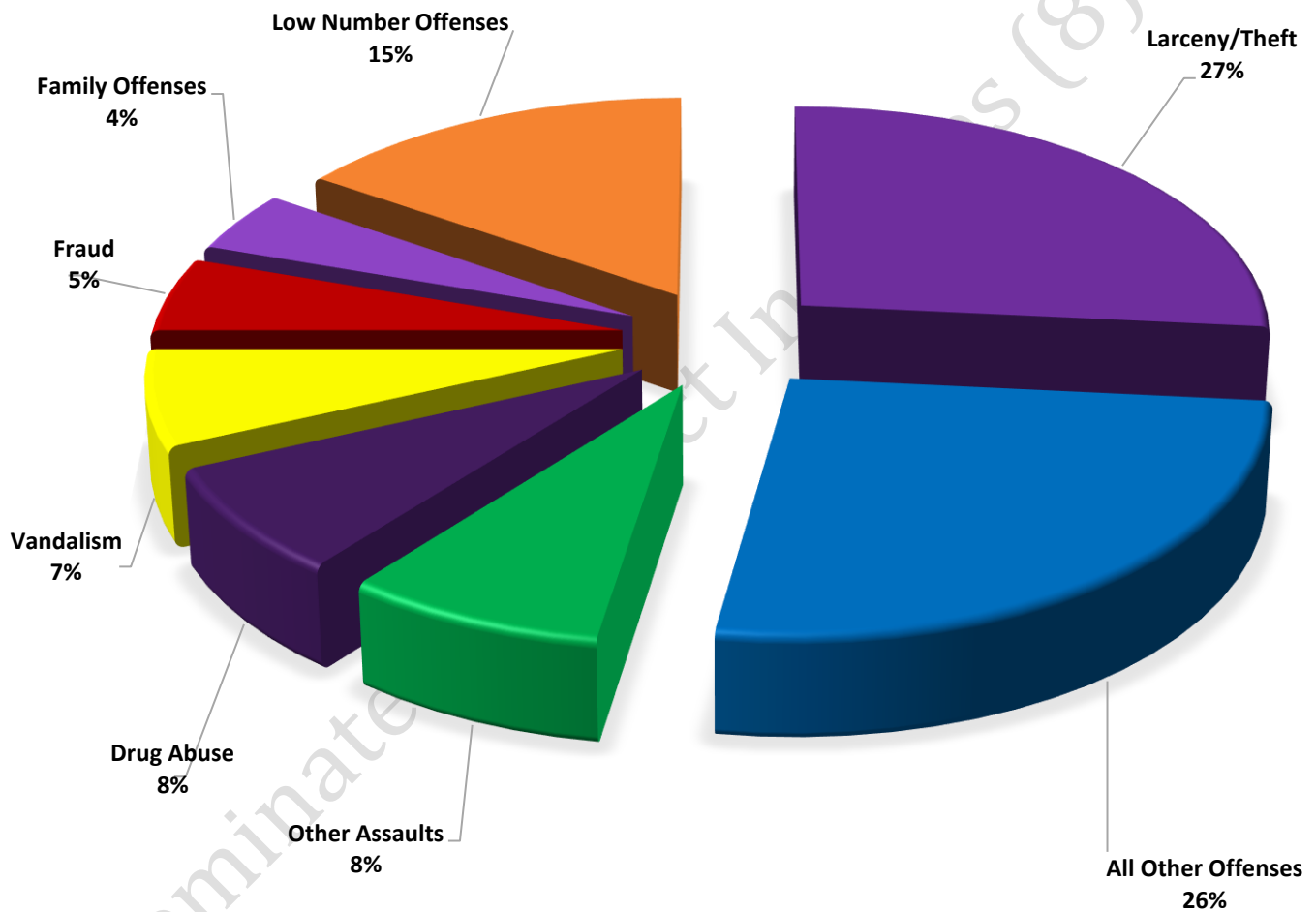
These figures represent preliminary counts of original Police Incident Reports and include all offenses within the above listed City Council District only. Full statistical analysis to determine the confidence level of this data has not been performed. The results contained herein are approximate in relation to the listed area and may not fully coincide with data shown in other areas of SLCPD's Crime Statistics page such as Calls for Service, Crimes Trending, and Crime Reports due to and reflective of departmental procedures that were in place at the time the event occurred and the date this data was compiled. Results displayed are not distinguished as attempted or completed crimes, do not include other calls for police service, and only represent police service where a report was made. Police Incident Reports are classified by primary offense categories as defined by the Uniform Crime Reporting (UCR) system, however for this report all offenses are included, and each incident may have more than one offense listed on it. In cases where there is more than one offense listed, all offenses are counted individually. Although every reasonable verification effort is made, the accuracy of any data is subject to the constraints of the report generation process as well as the manner, format, and point in time of any query.

PART I OFFENSES:	Chosen by the FBI as Part I Offenses because they are serious crimes that occur with regularity in all areas of the country and are likely to be reported to Police.
PART II OFFENSES:	All other crimes other than the eight Part I Offenses. The Uniform Crime Reporting Program gathers only arrest data for Part II Offenses, however, SLCPD results displayed in this document display all Part II Offenses, regardless of the presence of arrest data.
ALL OTHER OFFENSES:	Under the Part II Offense section, 'All Other Offenses' include Peeping Tom, Trespass, Kidnap/Abduction, Pornography, Extortion/Blackmail, Bribery, Warrants, Sexual Offenses, Obstruction, Public Peace, and Hit & Run.
NON-UCR OFFENSES:	Non-UCR Offenses include reports for all other offenses not classified as a Part I or Part II Offense. Results displayed separate some of these offenses such as Ambulance Calls, Deaths, Missing Persons, Suicides, Suspicious Activity, and Traffic Accidents.
ALL OTHER NON-UCR:	Under the Non-UCR category, 'All Other' include the remainder of offenses not classified as Part I or Part II and not separated from the Non-UCR Offenses. These include things such as Loud Parties, Barking Dogs, Mentally Ill Subjects, Citizen Assistance, etc.
LOW NUMBER OFFENSES:	On page two, in the interest of space and allowing for easier viewing, the category titled 'Low Number Offenses' include Part I and Part II Offenses from page one that have totals under the amount of 27.

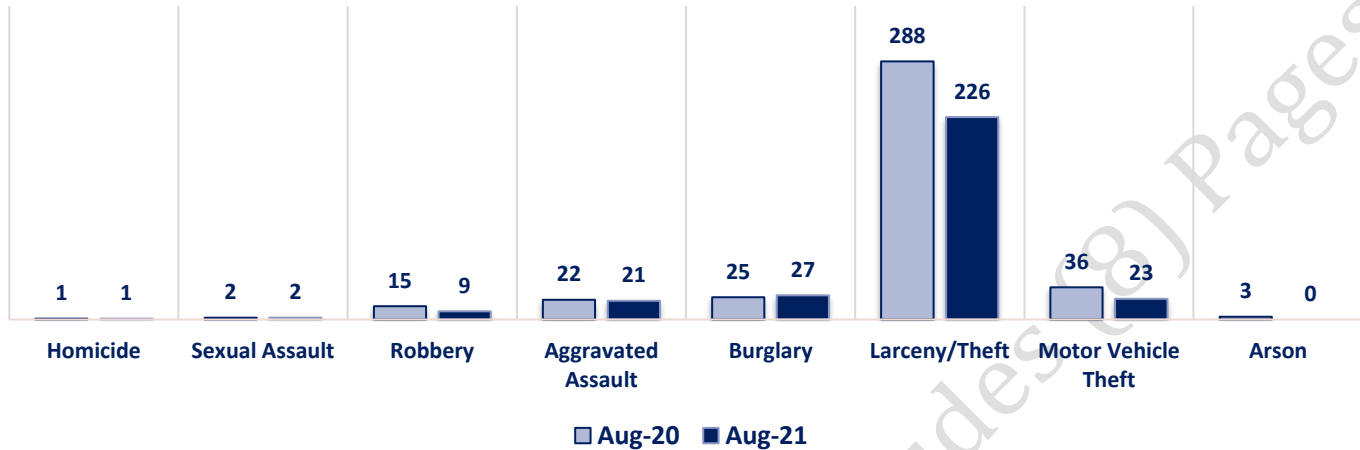
Offenses

	OFFENSE	AUG 20	AUG 21	OFFENSE	AUG 20	AUG 21	
PART I OFFENSES	VIOLENT	Homicide	1	1	Other Assaults	81	69
		Sexual Assault	2	2	Forgery/Counterfeit	4	1
		Robbery	15	9	Fraud	53	45
		Aggravated Assault	22	21	Embezzlement	0	0
	PROPERTY	Burglary	25	27	Stolen Property	6	6
		Larceny/Theft	288	226	Vandalism	60	58
		Motor Vehicle Theft	36	23	Weapons	5	5
		Arson	3	0	Prostitution	0	2
		PART I TOTALS	392	309	Sex Offenses	3	3
NON-UCR OFFENSES		Ambulance Calls	34	26	Drug Abuse	72	65
		Deaths	3	5	Gambling	0	0
		Missing Persons	1	5	Family Offenses	59	37
		Suicides	1	0	DUI	6	6
		Suspicious Activity	23	26	Liquor Laws	3	3
		Traffic Accidents	61	75	Drunkenness	15	12
		All Other	211	221	Disorderly Conduct	17	9
		NON-UCR TOTALS	334	358	All Other Offenses	189	221
		PART I OFFENSES	392	309	Curfew/Loitering	0	1
TOTALS		PART II OFFENSES	575	543	Runaway	2	0
		NON-UCR OFFENSES	334	358	PART II TOTALS	575	543
		TOTAL	1301	1210			

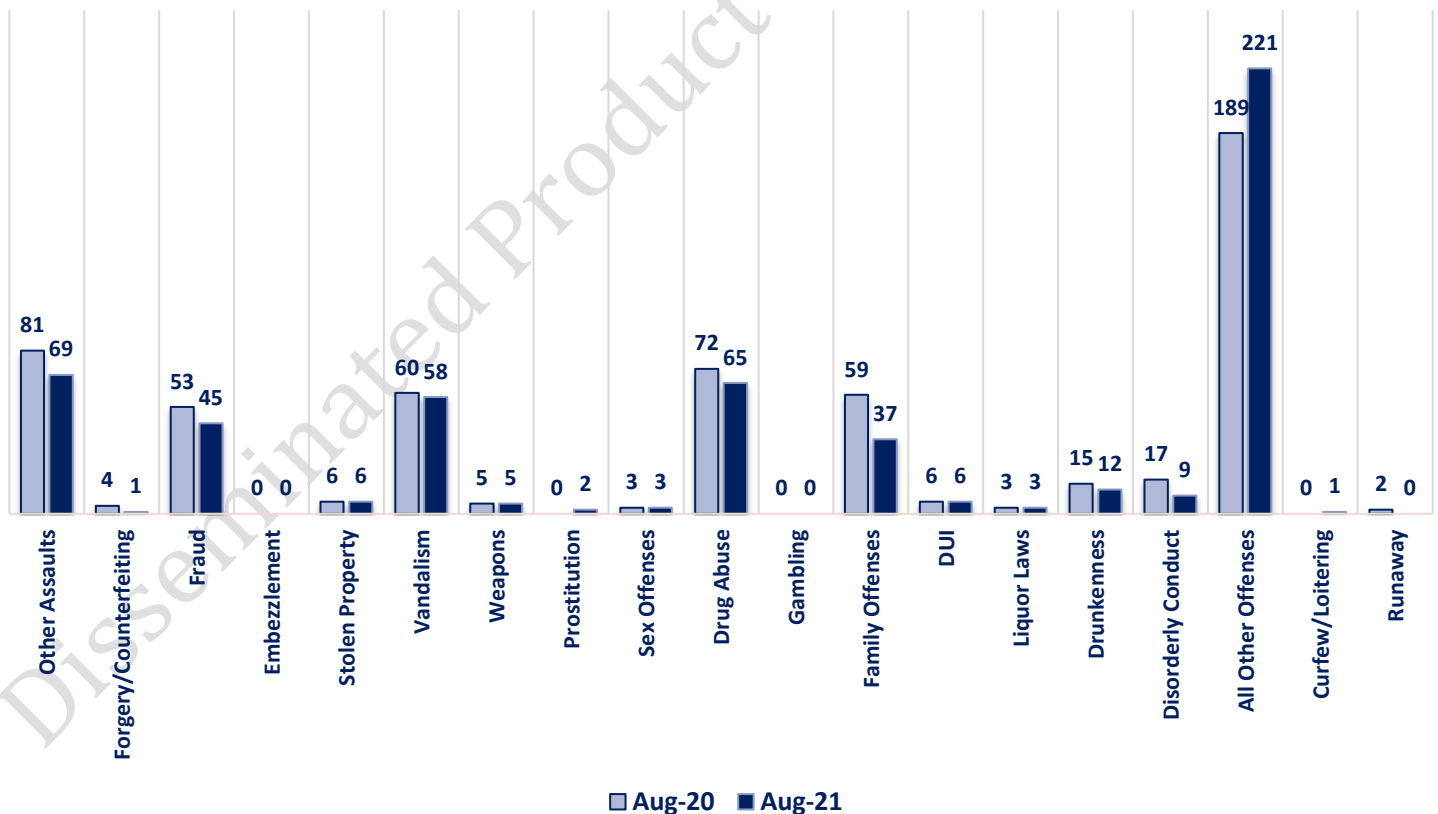
AUGUST 2020- PART I & II OFFENSE PERCENTAGES



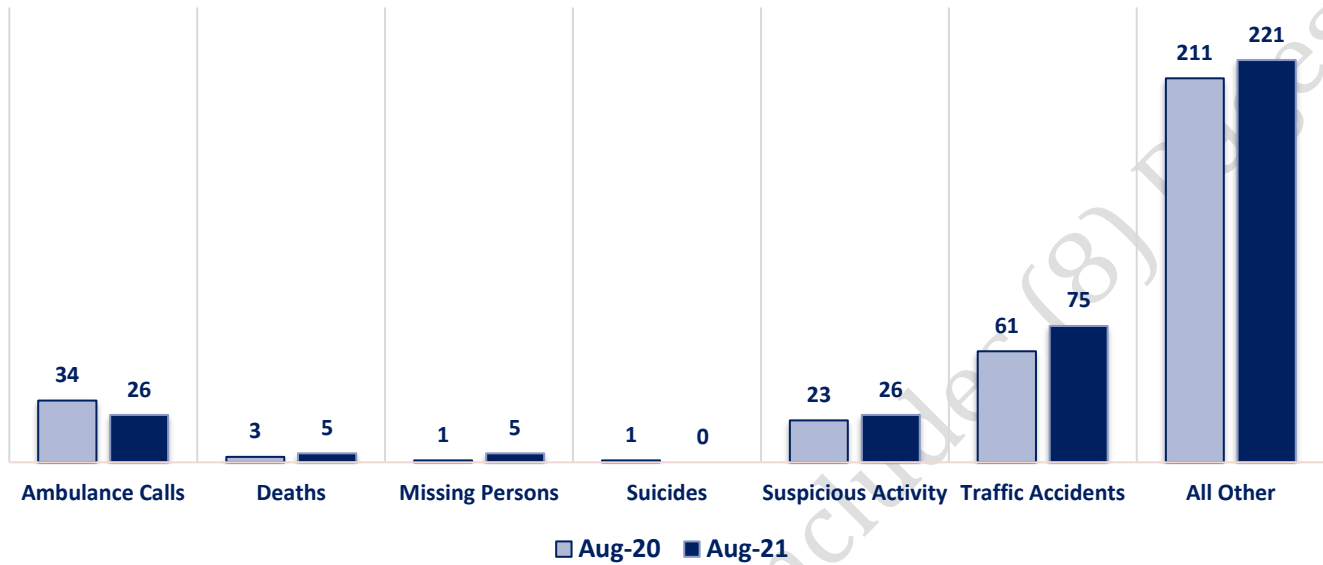
Part I Offenses



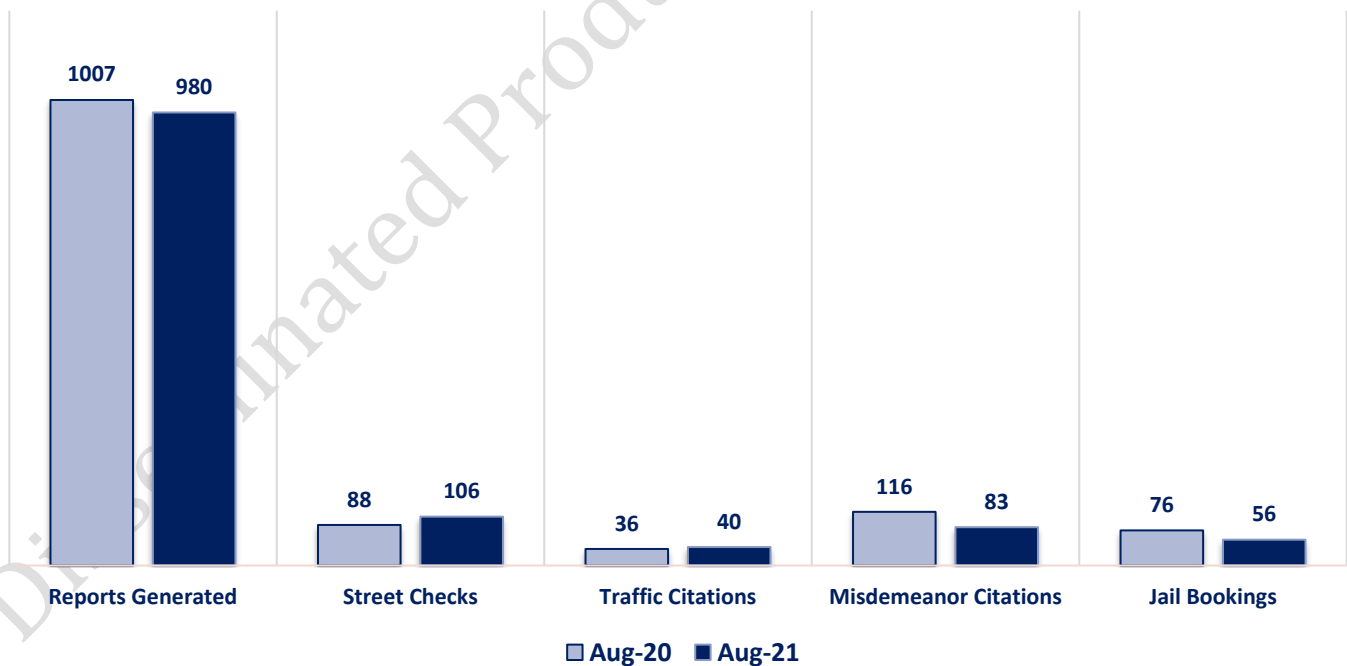
Part II Offenses



Non-UCR Offenses

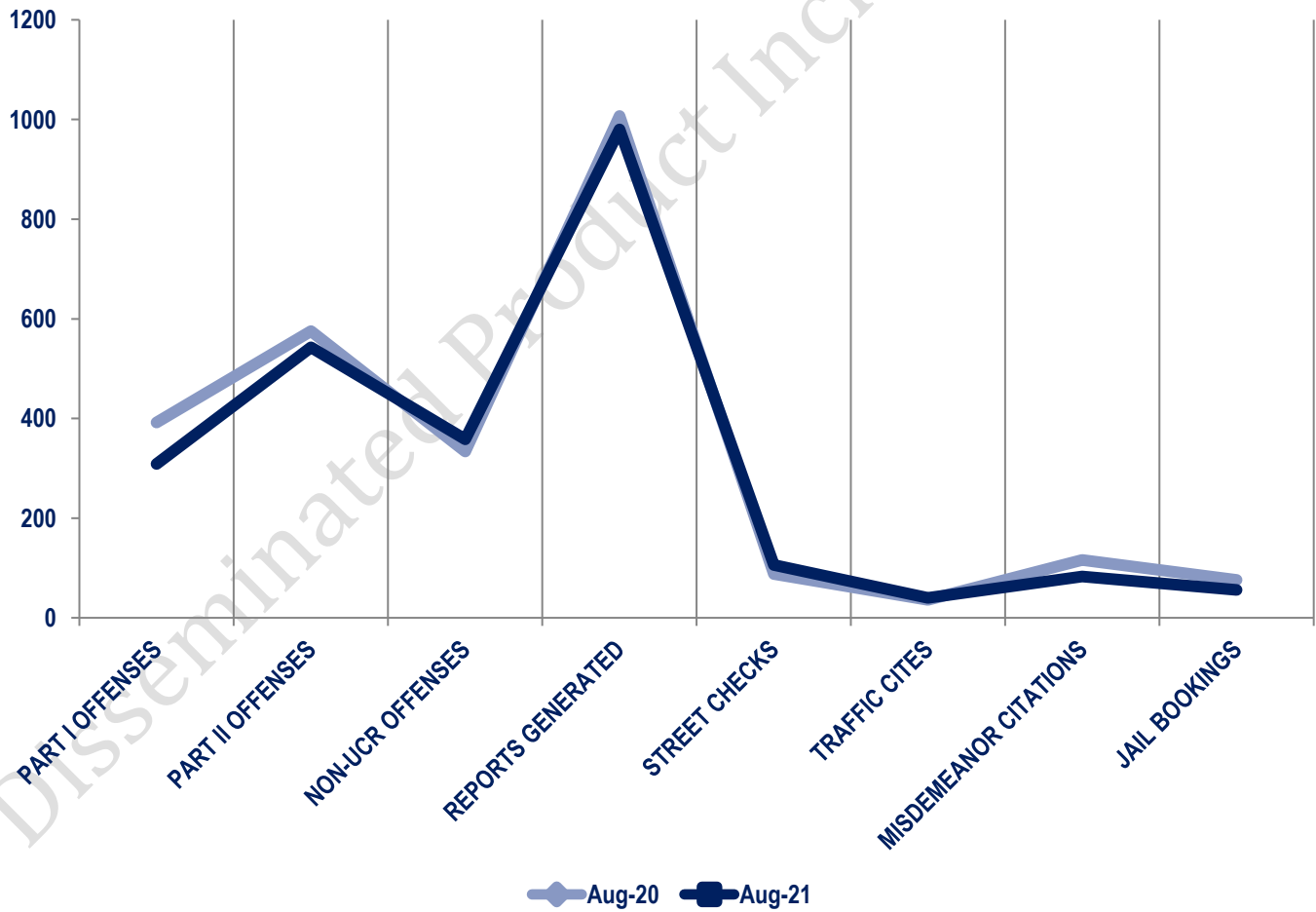


Other Event Totals



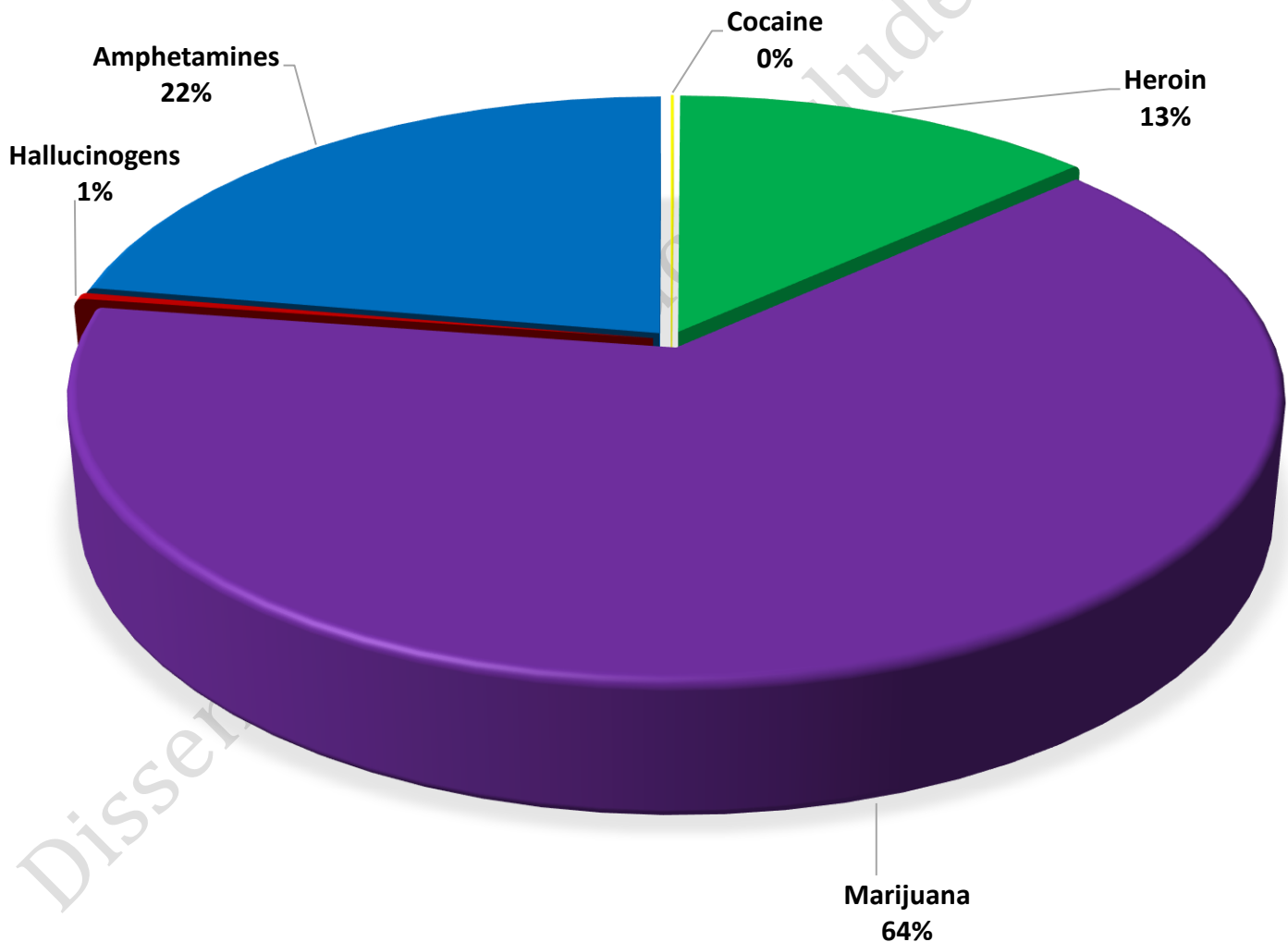
Combined Offense/Event Trends

	AUG 2020	AUG 2021
Part I Offenses	392	309
Part II Offenses	575	543
NonUCR Offenses	334	358
Reports Generated	1007	980
Street Checks	88	106
Traffic Citations	36	40
Misdemeanor Citations	116	83
Jail Bookings	76	56

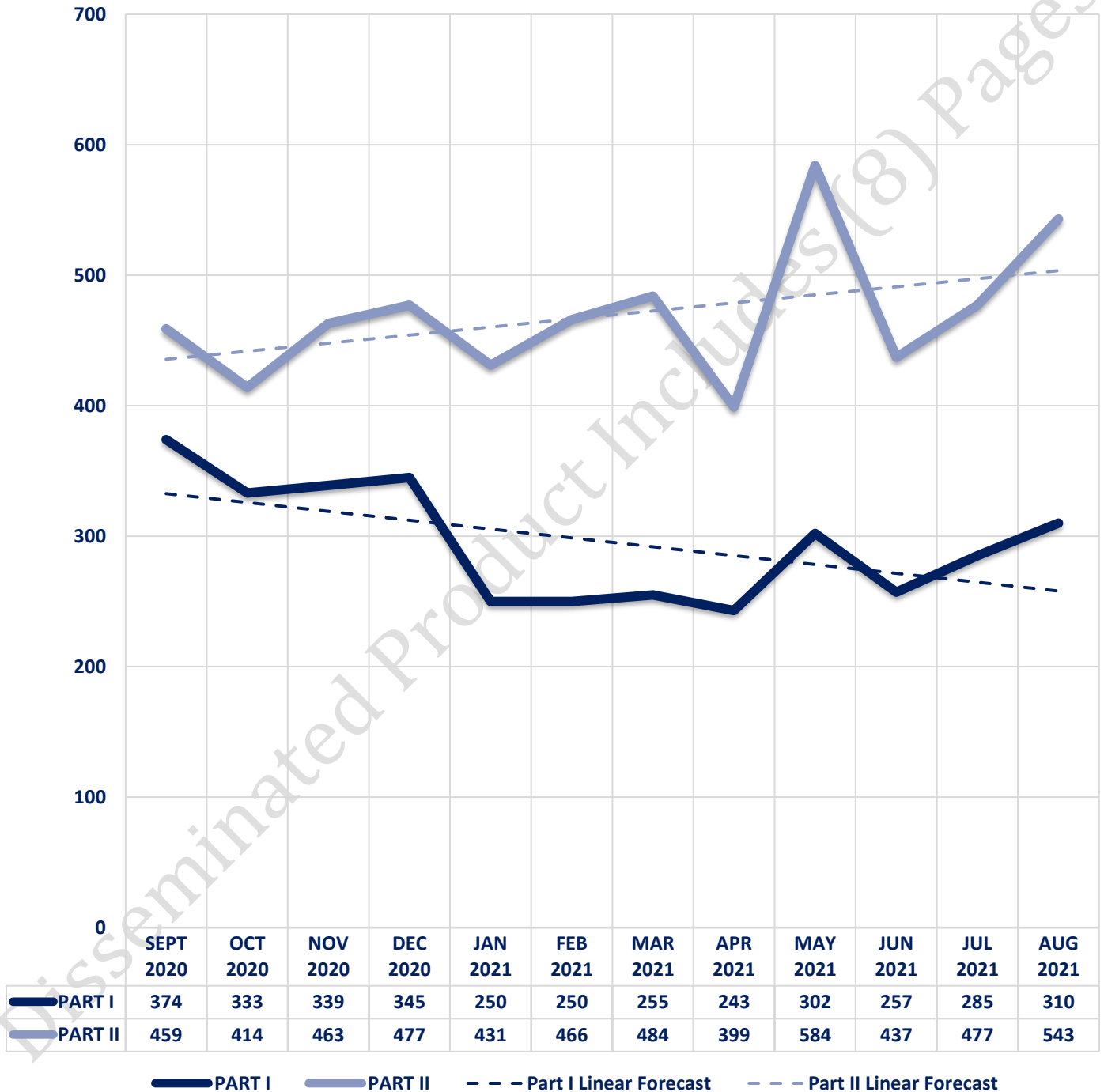


Seized Drugs

TYPE	DOSES	STREET VALUE
Cocaine	5.0	\$ 50.00
Heroin	721.3	\$ 7,213.00
Marijuana	3490.1	\$ 20,940.89
Hallucinogens	19.4	\$ 38.80
Amphetamines	1214.8	\$ 12,148.00
TOTAL	5450.6	\$ 40,390.69



Part I & II Offenses - One Year





CITY COUNCIL DISTRICT #5

MONTHLY OFFENSE SUMMARY

September 2021

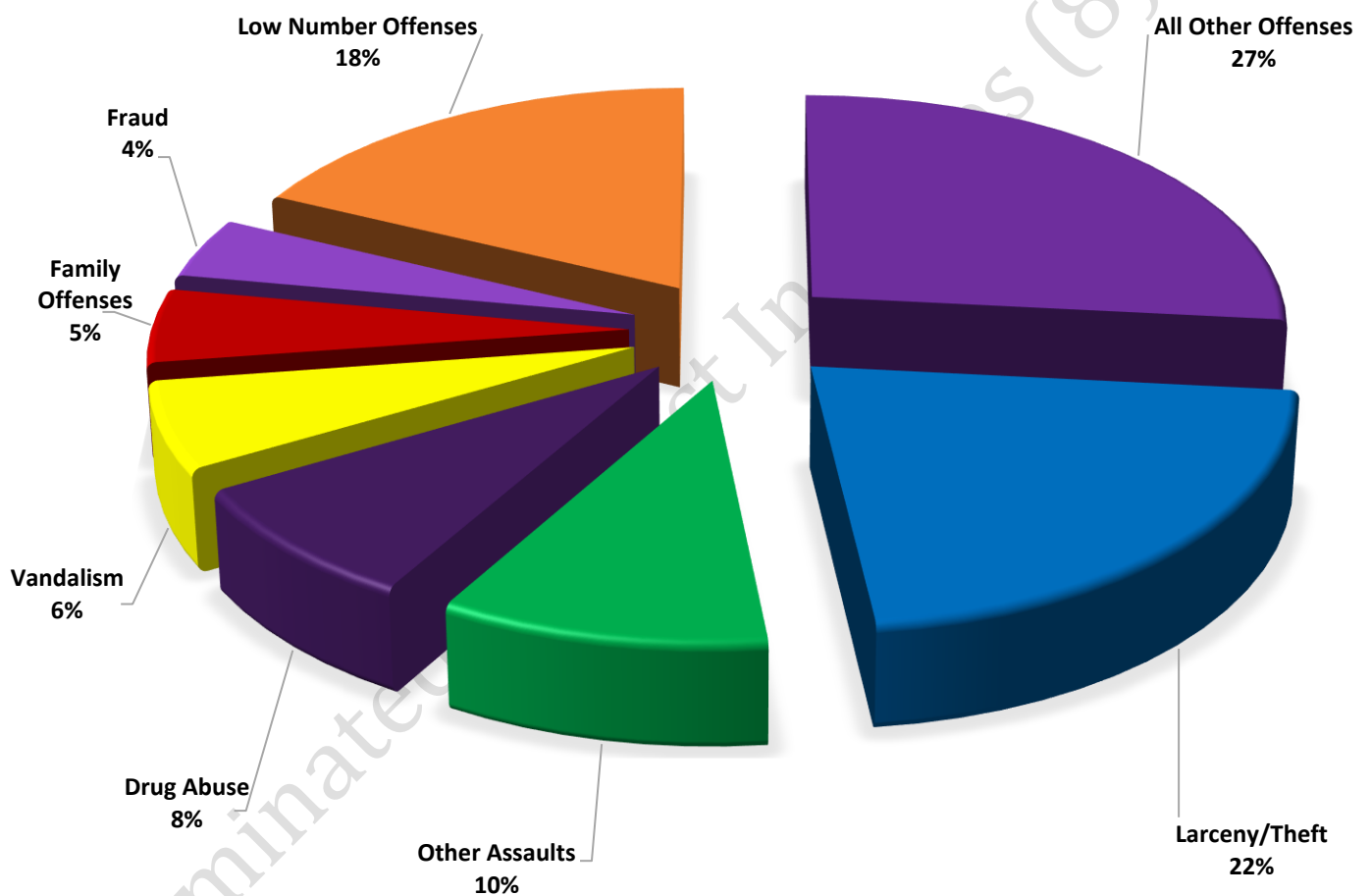
These figures represent preliminary counts of original Police Incident Reports and include all offenses within the above listed City Council District only. Full statistical analysis to determine the confidence level of this data has not been performed. The results contained herein are approximate in relation to the listed area and may not fully coincide with data shown in other areas of SLCPD's Crime Statistics page such as Calls for Service, Crimes Trending, and Crime Reports due to and reflective of departmental procedures that were in place at the time the event occurred and the date this data was compiled. Results displayed are not distinguished as attempted or completed crimes, do not include other calls for police service, and only represent police service where a report was made. Police Incident Reports are classified by primary offense categories as defined by the Uniform Crime Reporting (UCR) system, however for this report all offenses are included, and each incident may have more than one offense listed on it. In cases where there is more than one offense listed, all offenses are counted individually. Although every reasonable verification effort is made, the accuracy of any data is subject to the constraints of the report generation process as well as the manner, format, and point in time of any query.

PART I OFFENSES:	Chosen by the FBI as Part I Offenses because they are serious crimes that occur with regularity in all areas of the country and are likely to be reported to Police.
PART II OFFENSES:	All other crimes other than the eight Part I Offenses. The Uniform Crime Reporting Program gathers only arrest data for Part II Offenses, however, SLCPD results displayed in this document display all Part II Offenses, regardless of the presence of arrest data.
ALL OTHER OFFENSES:	Under the Part II Offense section, 'All Other Offenses' include Peeping Tom, Trespass, Kidnap/Abduction, Pornography, Extortion/Blackmail, Bribery, Warrants, Sexual Offenses, Obstruction, Public Peace, and Hit & Run.
NON-UCR OFFENSES:	Non-UCR Offenses include reports for all other offenses not classified as a Part I or Part II Offense. Results displayed separate some of these offenses such as Ambulance Calls, Deaths, Missing Persons, Suicides, Suspicious Activity, and Traffic Accidents.
ALL OTHER NON-UCR:	Under the Non-UCR category, 'All Other' include the remainder of offenses not classified as Part I or Part II and not separated from the Non-UCR Offenses. These include things such as Loud Parties, Barking Dogs, Mentally Ill Subjects, Citizen Assistance, etc.
LOW NUMBER OFFENSES:	On page two, in the interest of space and allowing for easier viewing, the category titled 'Low Number Offenses' include Part I and Part II Offenses from page one that have totals under the amount of 30.

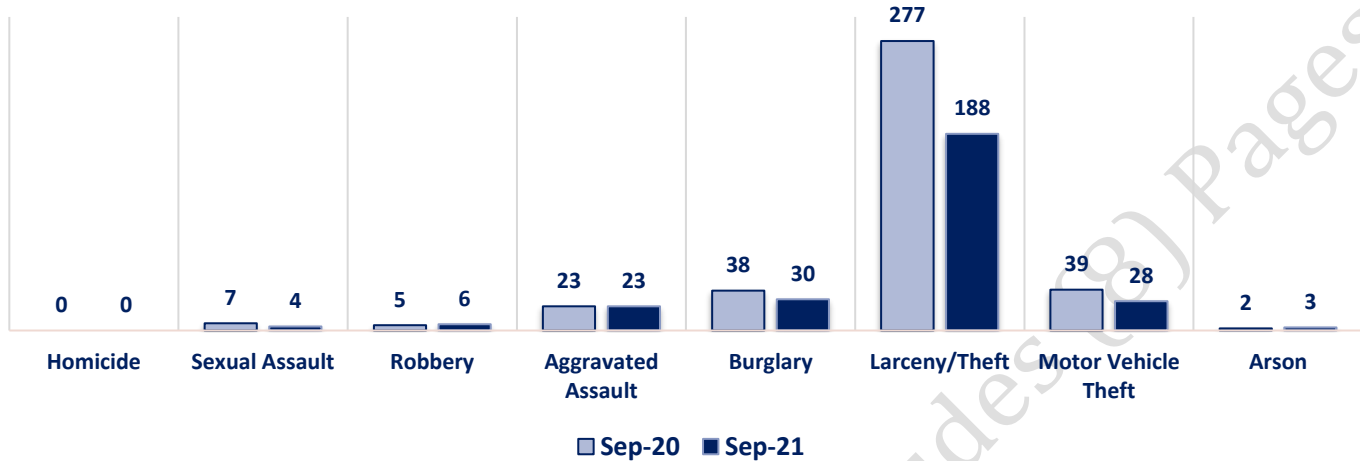
Offenses

	OFFENSE	SEPT 20	SEPT 21	OFFENSE	SEPT 20	SEPT 21
PART I OFFENSES	Homicide	0	0	Other Assaults	62	87
	Sexual Assault	7	4	Forgery/Counterfeit	6	2
	Robbery	5	6	Fraud	56	37
	Aggravated Assault	23	23	Embezzlement	0	0
	Burglary	38	30	Stolen Property	9	7
	Larceny/Theft	277	188	Vandalism	40	53
	Motor Vehicle Theft	39	28	Weapons	5	17
	Arson	2	3	Prostitution	5	1
	PART I TOTALS	391	282	Sex Offenses	3	4
NON-UCR OFFENSES	Ambulance Calls	36	27	Drug Abuse	56	72
	Deaths	4	2	Gambling	0	0
	Missing Persons	3	8	Family Offenses	51	45
	Suicides	1	2	DUI	1	6
	Suspicious Activity	27	38	Liquor Laws	0	2
	Traffic Accidents	50	75	Drunkenness	3	8
	All Other	194	228	Disorderly Conduct	7	14
	NON-UCR TOTALS	315	380	All Other Offenses	169	231
	PART I OFFENSES	391	282	Curfew/Loitering	0	0
TOTALS	PART II OFFENSES	474	586	Runaway	1	0
	NON-UCR OFFENSES	315	380	PART II TOTALS	474	586
	TOTAL	1180	1248			

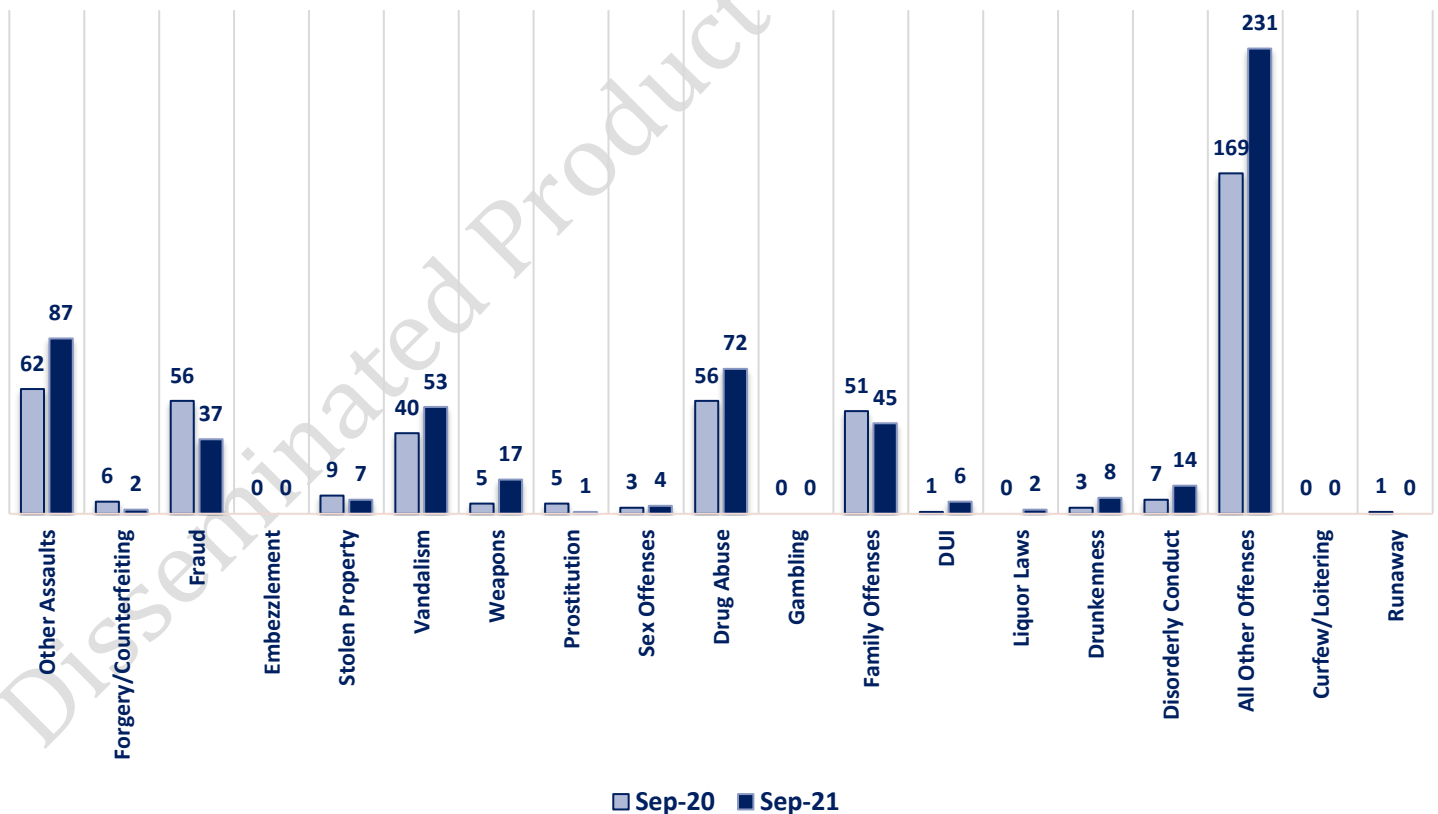
SEPTEMBER 2021 - PART I & II OFFENSE PERCENTAGES



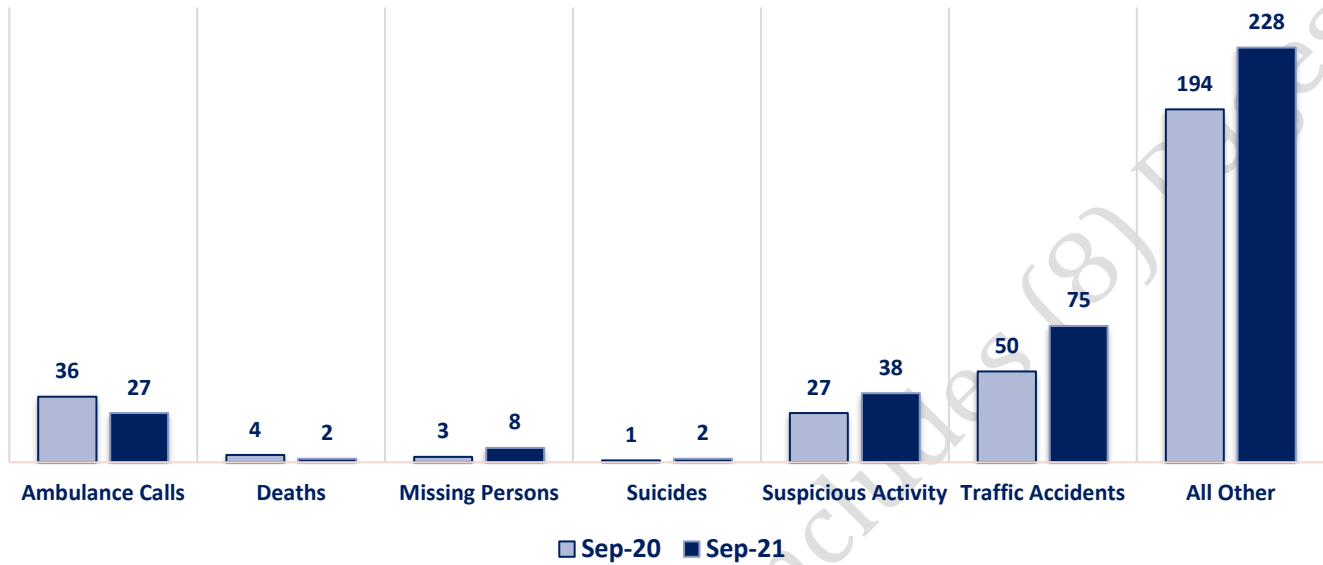
Part I Offenses



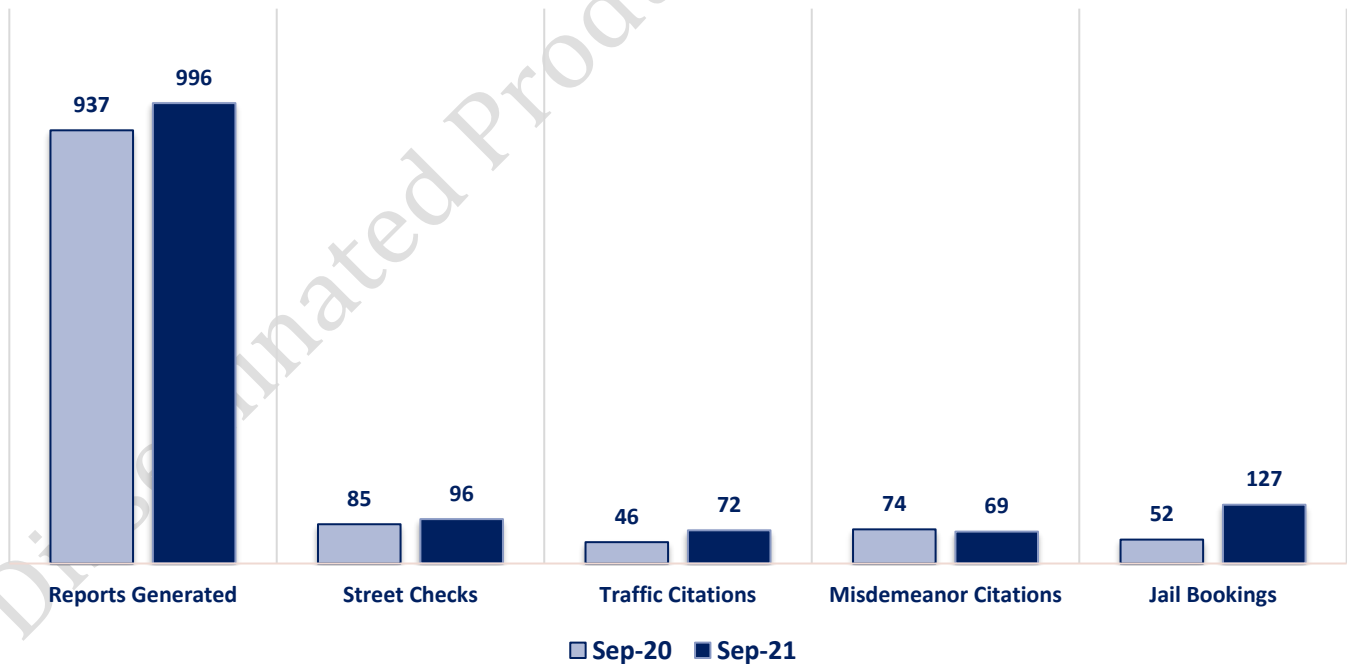
Part II Offenses



Non-UCR Offenses

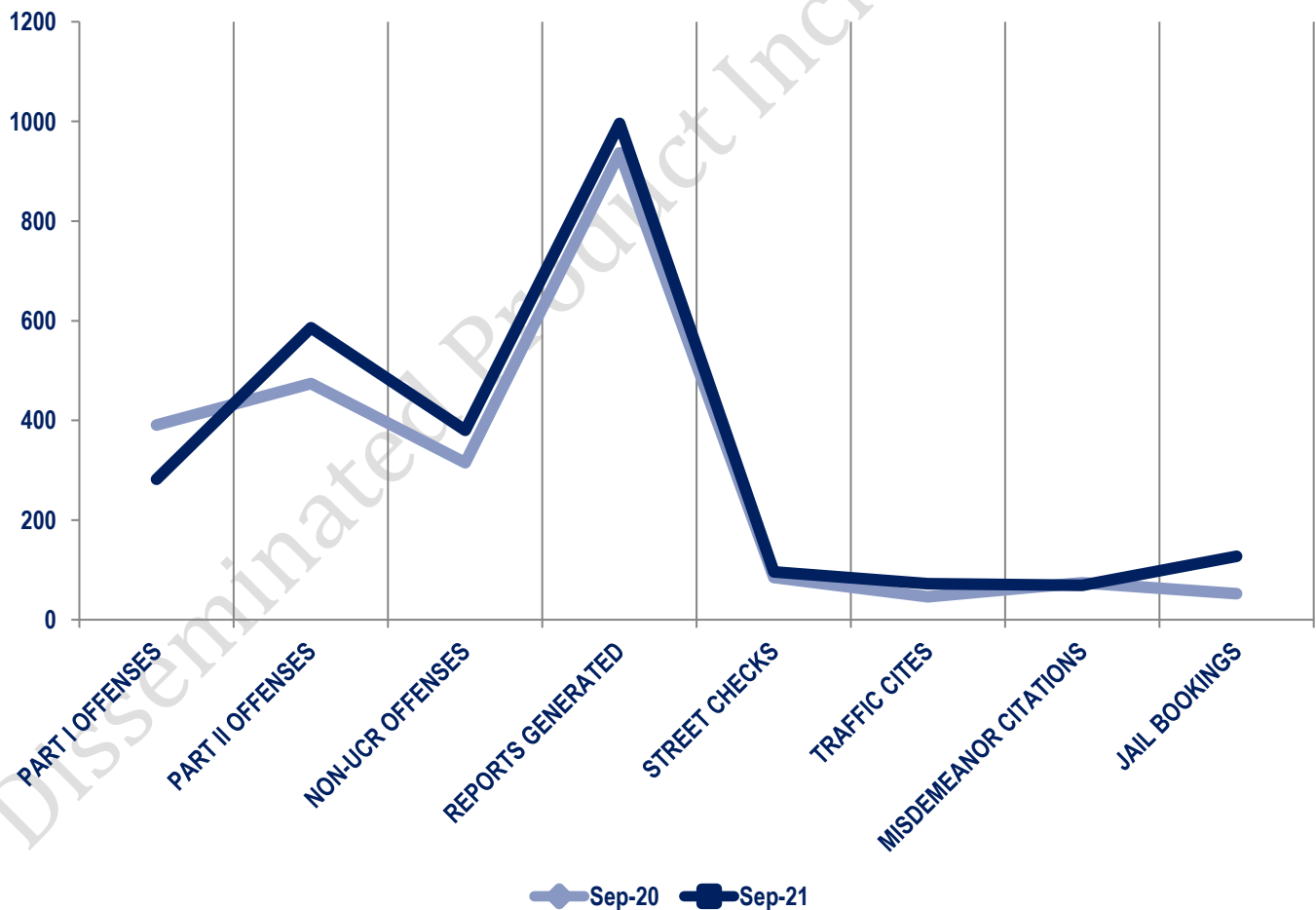


Other Event Totals



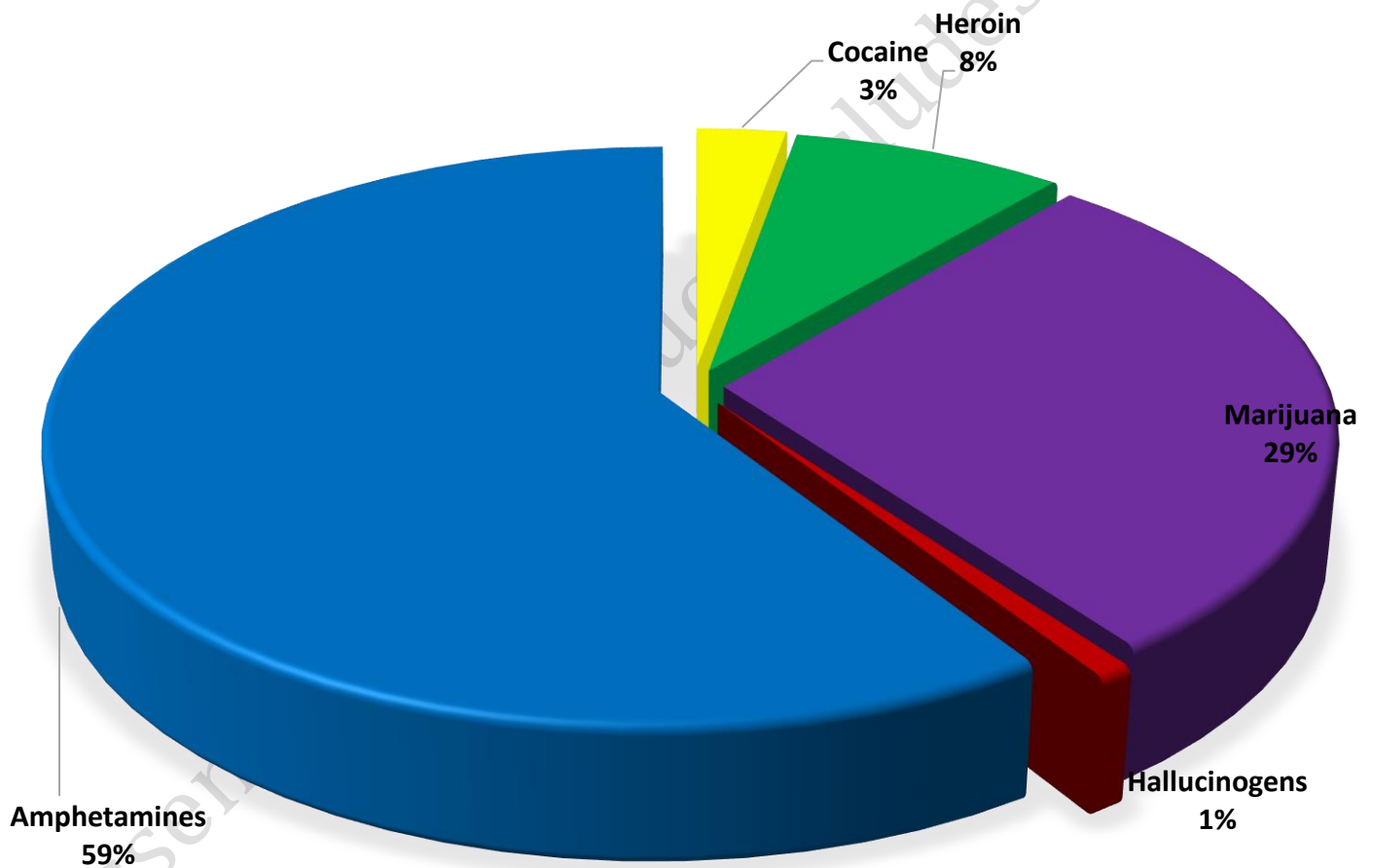
Combined Offense/Event Trends

	SEPT 2020	SEPT 2021
Part I Offenses	391	282
Part II Offenses	474	586
NonUCR Offenses	315	380
Reports Generated	937	996
Street Checks	85	96
Traffic Citations	46	72
Misdemeanor Citations	74	69
Jail Bookings	52	127

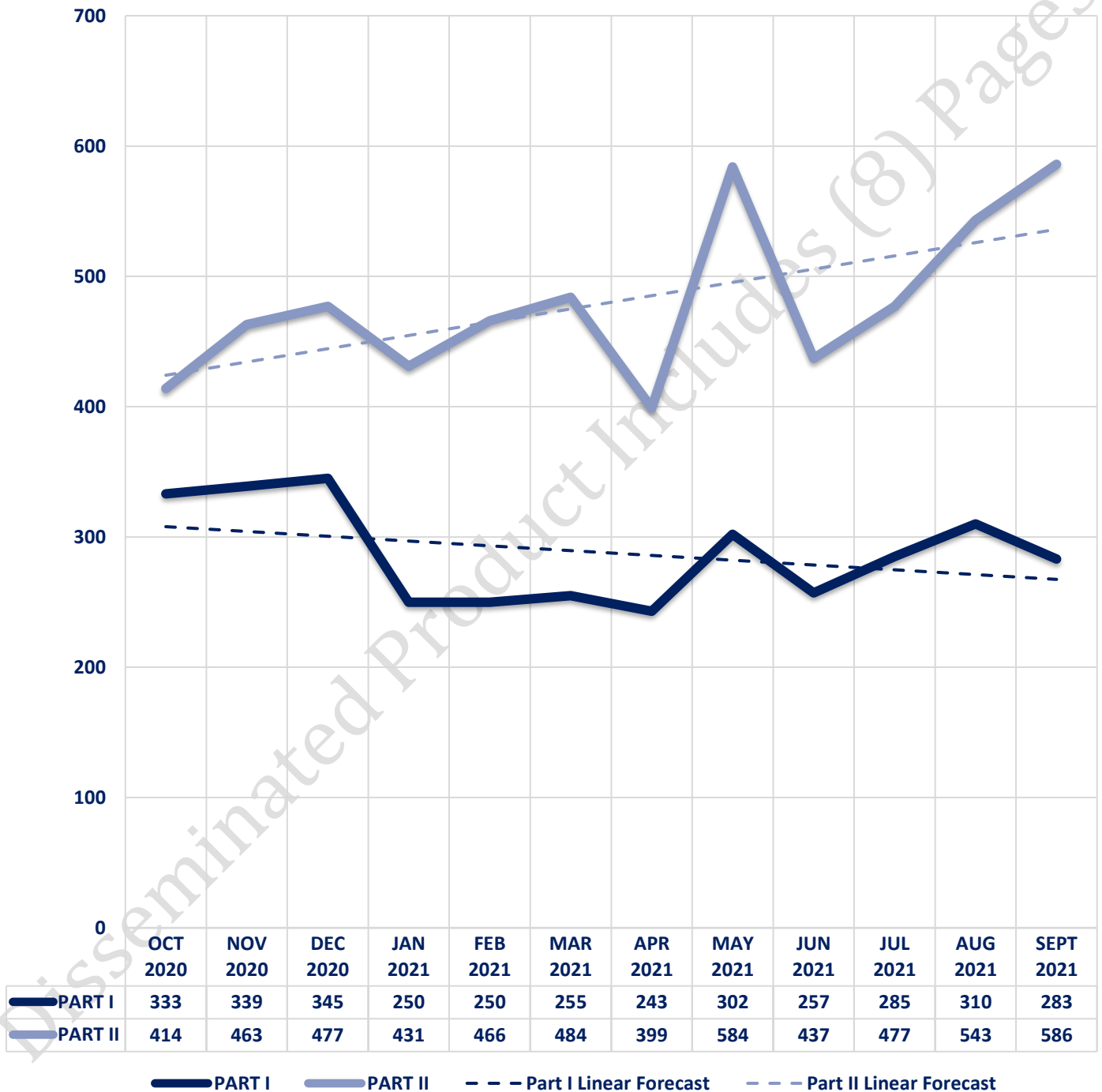


Seized Drugs

TYPE	DOSES	STREET VALUE
Cocaine	89.0	\$ 890.00
Heroin	271.0	\$ 2,710.00
Marijuana	928.1	\$ 5,568.71
Hallucinogens	26.5	\$ 52.91
Amphetamines	1905.2	\$ 19,052.00
TOTAL	3219.8	\$ 28,273.62



Part I & II Offenses - One Year





CITY COUNCIL DISTRICT #5

MONTHLY OFFENSE SUMMARY

October 2021

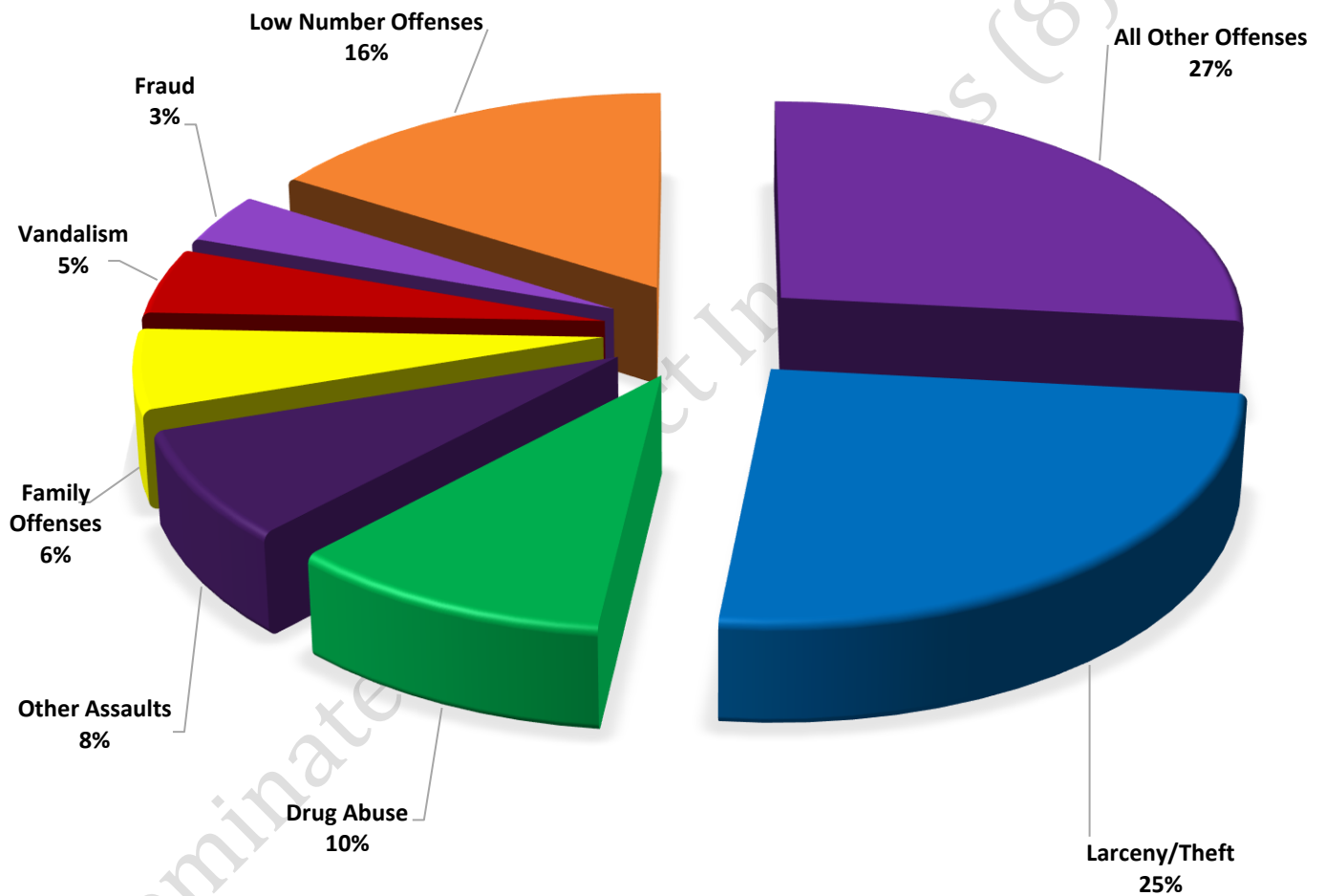
These figures represent preliminary counts of original Police Incident Reports and include all offenses within the above listed City Council District only. Full statistical analysis to determine the confidence level of this data has not been performed. The results contained herein are approximate in relation to the listed area and may not fully coincide with data shown in other areas of SLCPD's Crime Statistics page such as Calls for Service, Crimes Trending, and Crime Reports due to and reflective of departmental procedures that were in place at the time the event occurred and the date this data was compiled. Results displayed are not distinguished as attempted or completed crimes, do not include other calls for police service, and only represent police service where a report was made. Police Incident Reports are classified by primary offense categories as defined by the Uniform Crime Reporting (UCR) system, however for this report all offenses are included, and each incident may have more than one offense listed on it. In cases where there is more than one offense listed, all offenses are counted individually. Although every reasonable verification effort is made, the accuracy of any data is subject to the constraints of the report generation process as well as the manner, format, and point in time of any query.

PART I OFFENSES:	Chosen by the FBI as Part I Offenses because they are serious crimes that occur with regularity in all areas of the country and are likely to be reported to Police.
PART II OFFENSES:	All other crimes other than the eight Part I Offenses. The Uniform Crime Reporting Program gathers only arrest data for Part II Offenses, however, SLCPD results displayed in this document display all Part II Offenses, regardless of the presence of arrest data.
ALL OTHER OFFENSES:	Under the Part II Offense section, 'All Other Offenses' include Peeping Tom, Trespass, Kidnap/Abduction, Pornography, Extortion/Blackmail, Bribery, Warrants, Sexual Offenses, Obstruction, Public Peace, and Hit & Run.
NON-UCR OFFENSES:	Non-UCR Offenses include reports for all other offenses not classified as a Part I or Part II Offense. Results displayed separate some of these offenses such as Ambulance Calls, Deaths, Missing Persons, Suicides, Suspicious Activity, and Traffic Accidents.
ALL OTHER NON-UCR:	Under the Non-UCR category, 'All Other' include the remainder of offenses not classified as Part I or Part II and not separated from the Non-UCR Offenses. These include things such as Loud Parties, Barking Dogs, Mentally Ill Subjects, Citizen Assistance, etc.
LOW NUMBER OFFENSES:	On page two, in the interest of space and allowing for easier viewing, the category titled 'Low Number Offenses' include Part I and Part II Offenses from page one that have totals under the amount of 24.

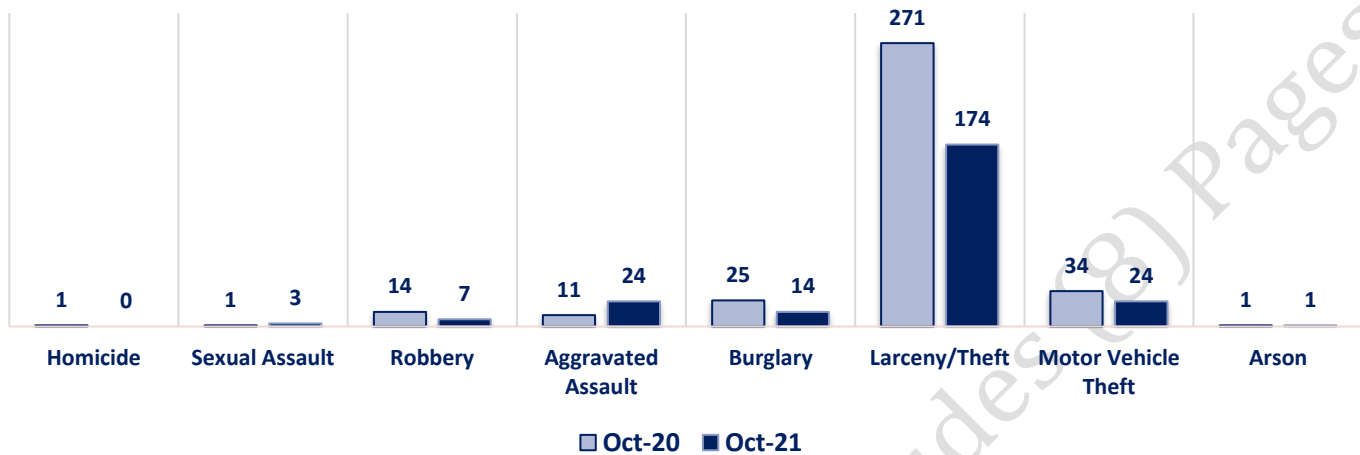
Offenses

PART I OFFENSES		OFFENSE		OCT 20	OCT 21	PART II OFFENSES			
		VIOLENT							
		Homicide		1	0				
		Sexual Assault		1	3				
		Robbery		14	7				
		Aggravated Assault		11	24				
		Burglary		25	14				
		Larceny/Theft		271	174				
		Motor Vehicle Theft		34	24				
		Arson		1	1				
PART I TOTALS		358	247						
NON-UCR OFFENSES		Ambulance Calls		29	19	Drug Abuse		50	71
		Deaths		4	6	Gambling		0	0
		Missing Persons		3	3	Family Offenses		40	40
		Suicides		0	0	DUI		9	4
		Suspicious Activity		20	26	Liquor Laws		0	0
		Traffic Accidents		66	59	Drunkenness		4	3
		All Other		175	213	Disorderly Conduct		7	11
		NON-UCR TOTALS		297	326	All Other Offenses		155	185
PART I OFFENSES		358	247						
PART II OFFENSES		434	446						
NON-UCR OFFENSES		297	326						
TOTAL		1089	1019						

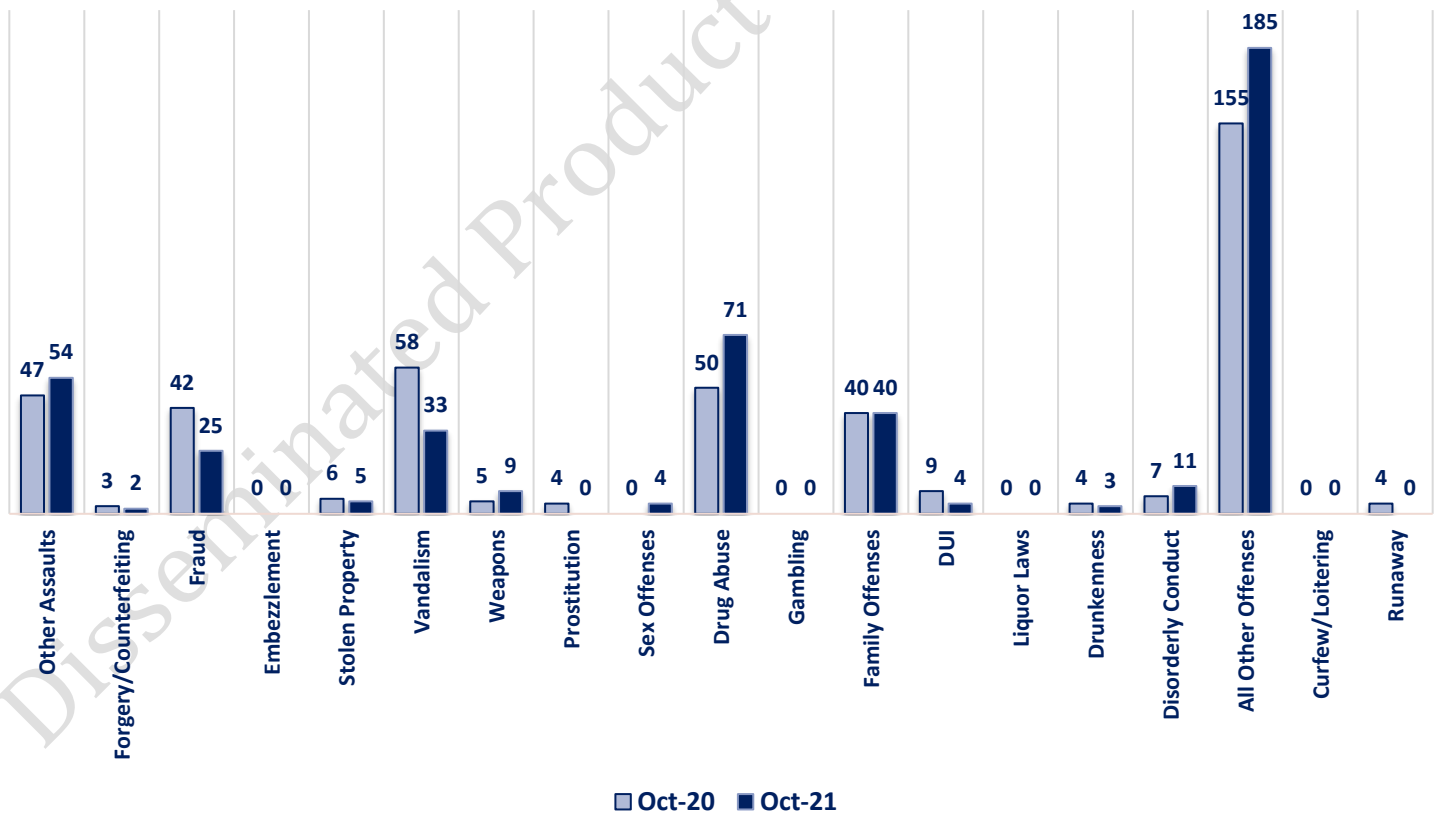
SEPTEMBER 2021 - PART I & II OFFENSE PERCENTAGES



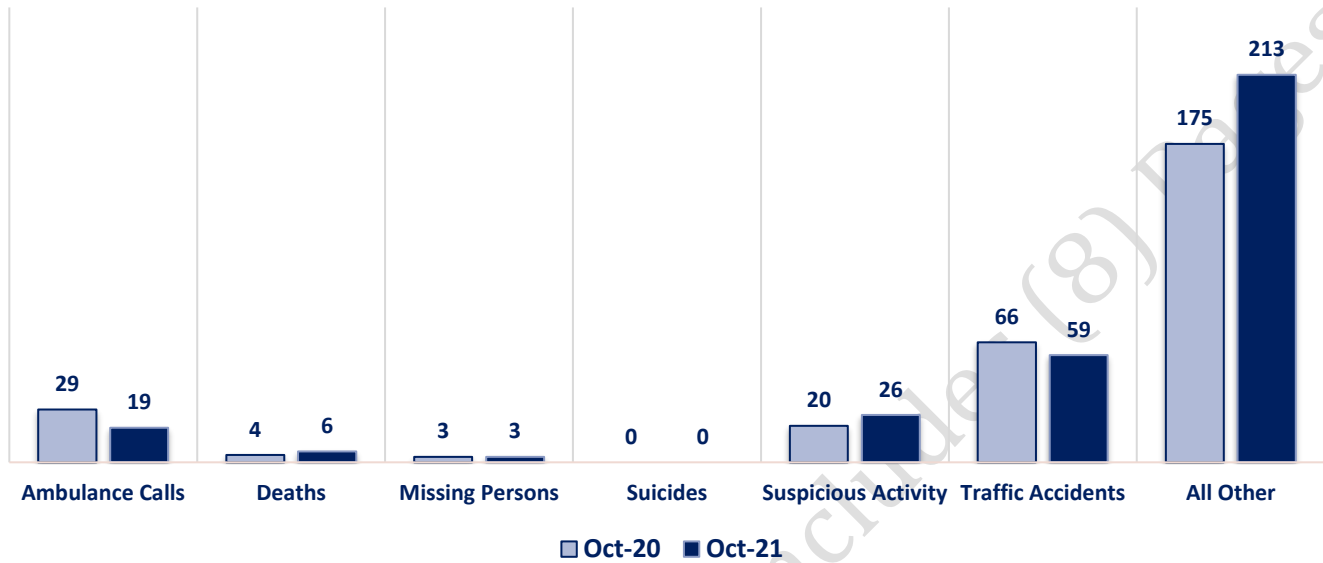
Part I Offenses



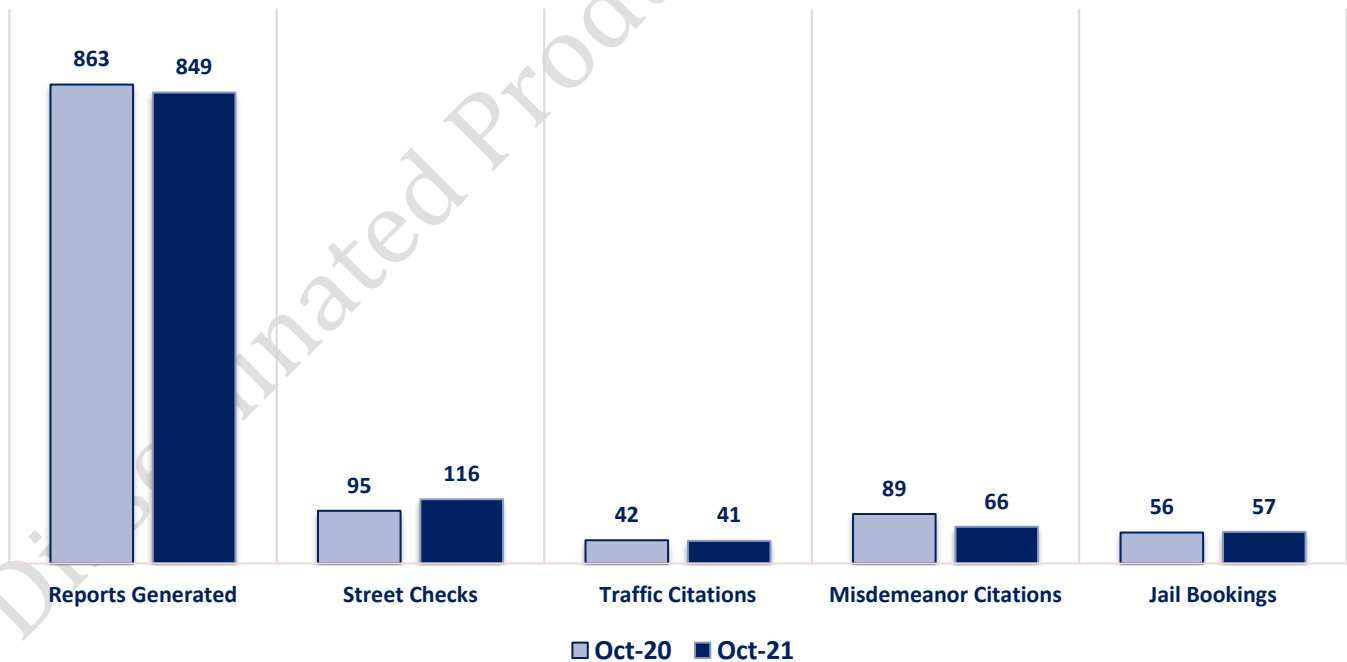
Part II Offenses



Non-UCR Offenses

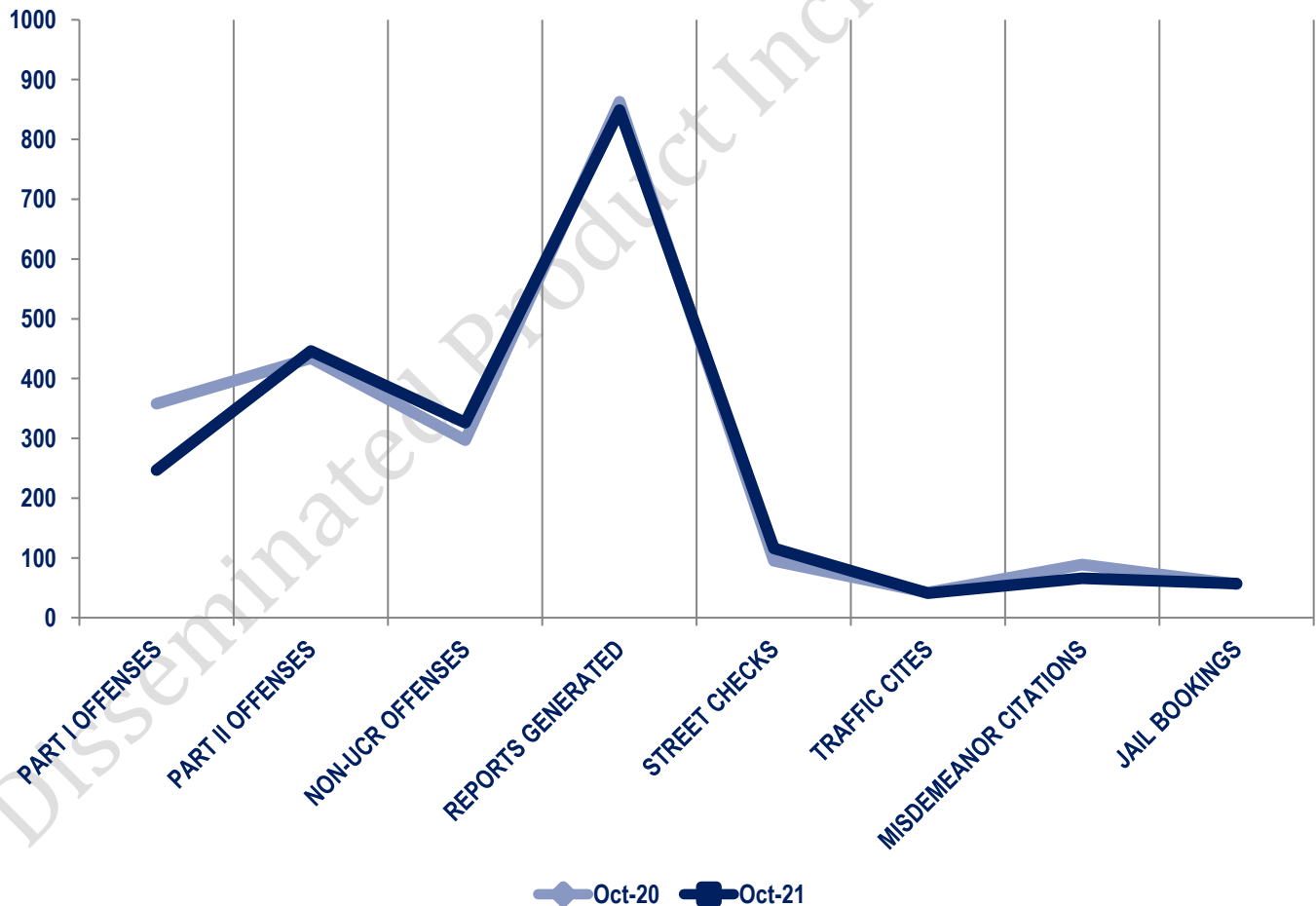


Other Event Totals



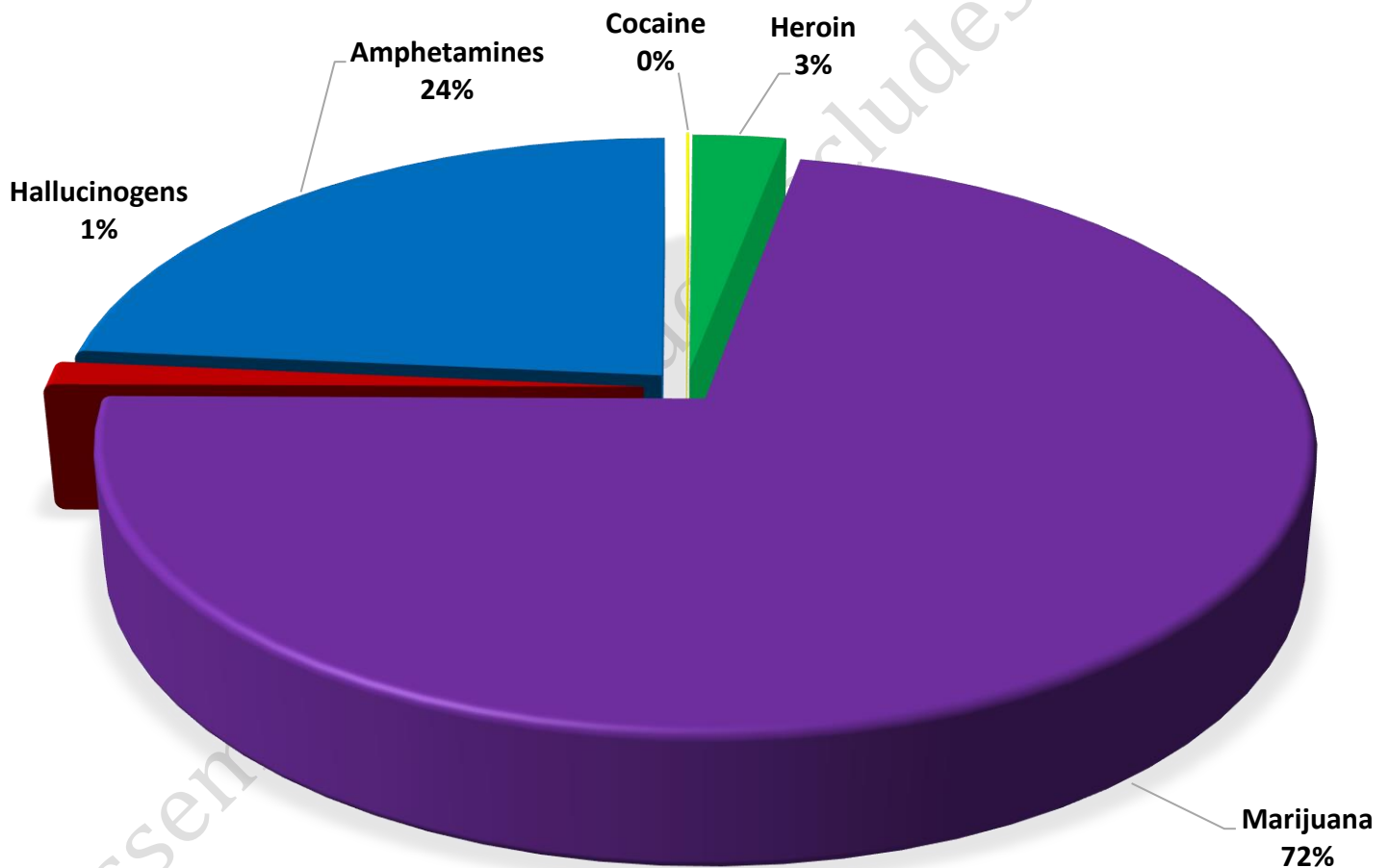
Combined Offense/Event Trends

	OCT 2020	OCT 2021
Part I Offenses	358	247
Part II Offenses	434	446
NonUCR Offenses	297	326
Reports Generated	863	849
Street Checks	95	116
Traffic Citations	42	41
Misdemeanor Citations	89	66
Jail Bookings	56	57

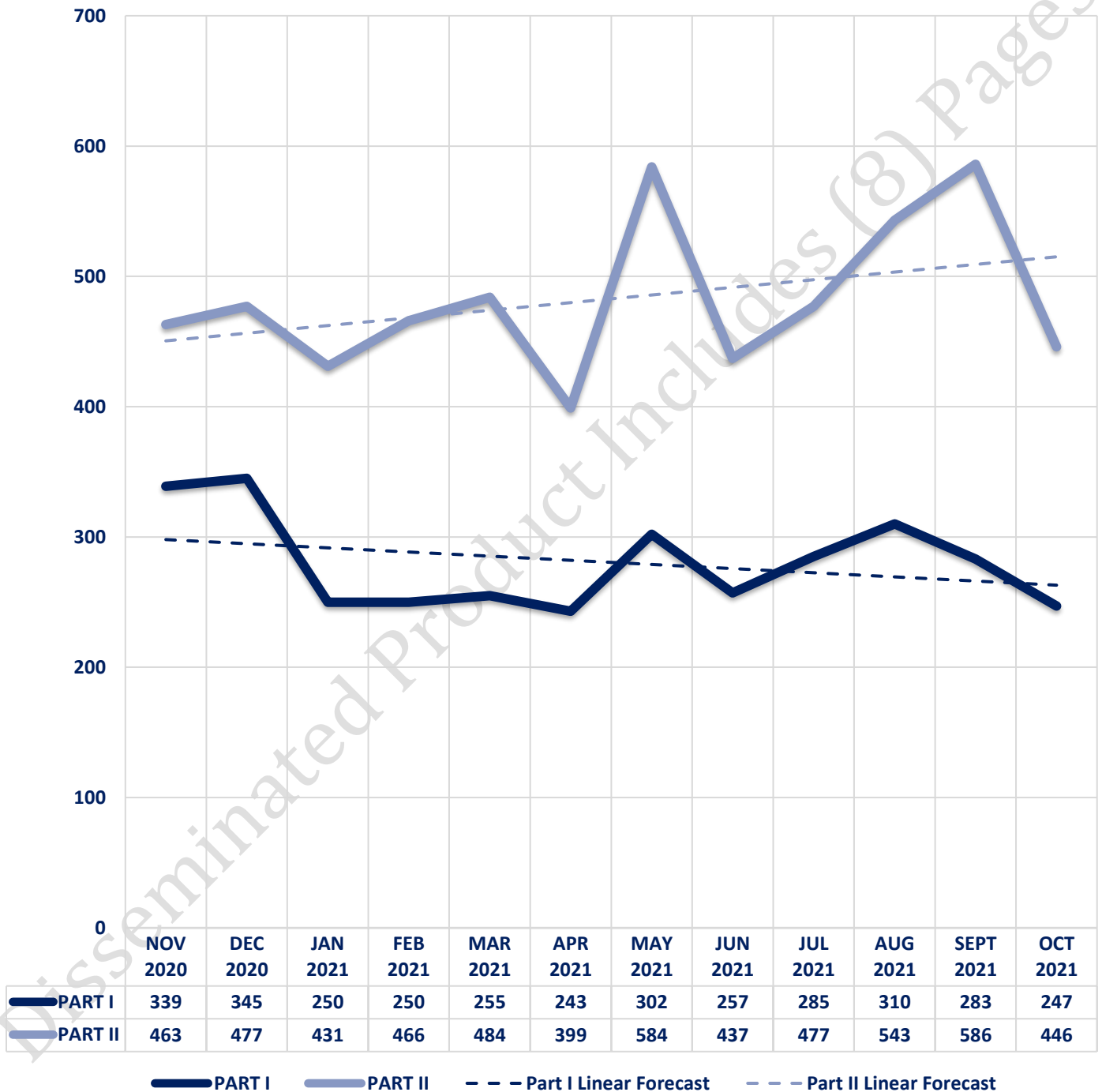


Seized Drugs

TYPE	DOSES	STREET VALUE
Cocaine	3.0	\$ 30.00
Heroin	79.0	\$ 790.00
Marijuana	1973.1	\$ 11,838.48
Hallucinogens	36.1	\$ 72.14
Amphetamines	643.5	\$ 6,435.00
TOTAL	2734.6	\$ 19,165.62



Part I & II Offenses - One Year





CITY COUNCIL DISTRICT #5

MONTHLY OFFENSE SUMMARY

November 2021

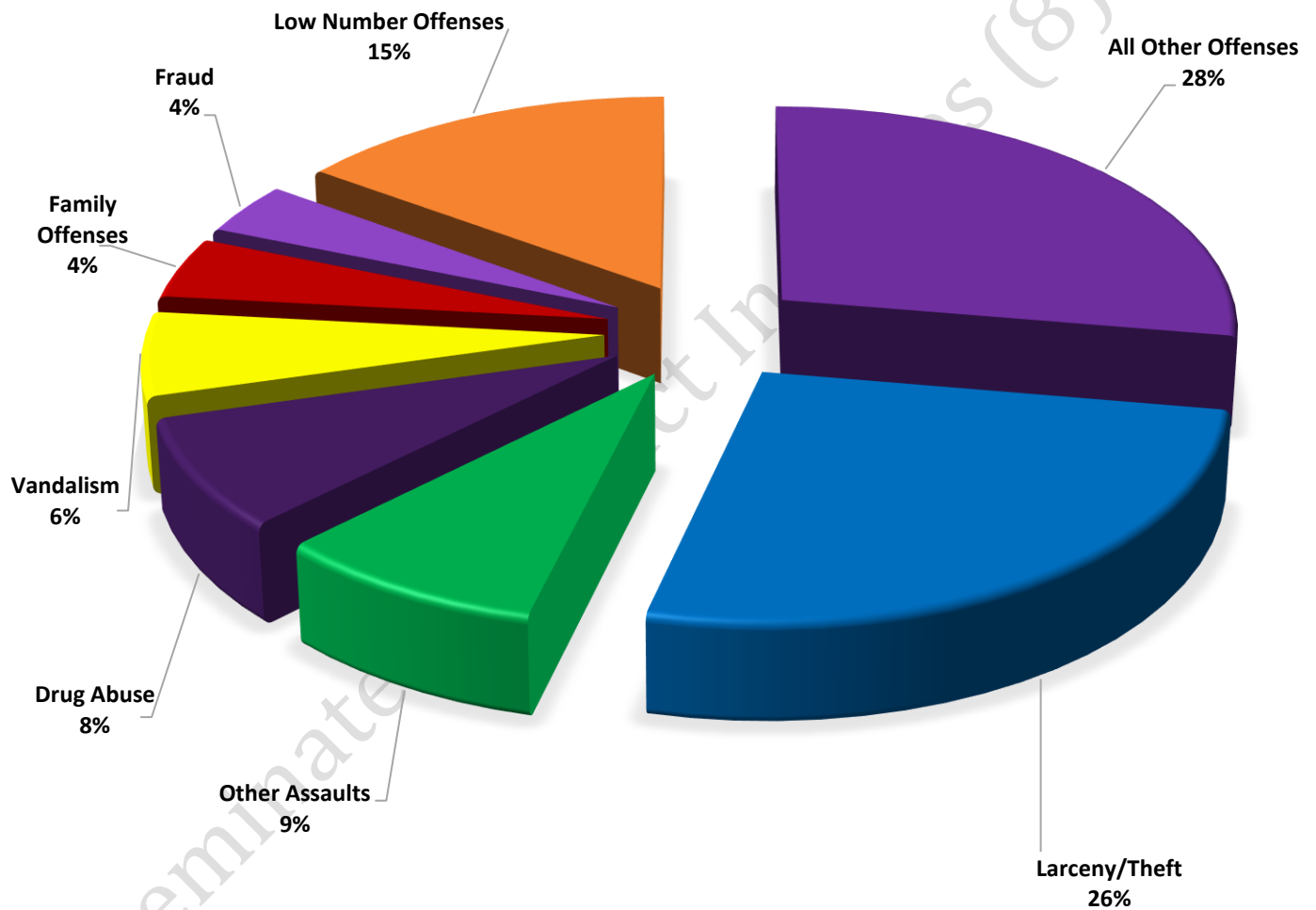
These figures represent preliminary counts of original Police Incident Reports and include all offenses within the above listed City Council District only. Full statistical analysis to determine the confidence level of this data has not been performed. The results contained herein are approximate in relation to the listed area and may not fully coincide with data shown in other areas of SLCPD's Crime Statistics page such as Calls for Service, Crimes Trending, and Crime Reports due to and reflective of departmental procedures that were in place at the time the event occurred and the date this data was compiled. Results displayed are not distinguished as attempted or completed crimes, do not include other calls for police service, and only represent police service where a report was made. Police Incident Reports are classified by primary offense categories as defined by the Uniform Crime Reporting (UCR) system, however for this report all offenses are included, and each incident may have more than one offense listed on it. In cases where there is more than one offense listed, all offenses are counted individually. Although every reasonable verification effort is made, the accuracy of any data is subject to the constraints of the report generation process as well as the manner, format, and point in time of any query.

PART I OFFENSES:	Chosen by the FBI as Part I Offenses because they are serious crimes that occur with regularity in all areas of the country and are likely to be reported to Police.
PART II OFFENSES:	All other crimes other than the eight Part I Offenses. The Uniform Crime Reporting Program gathers only arrest data for Part II Offenses, however, SLCPD results displayed in this document display all Part II Offenses, regardless of the presence of arrest data.
ALL OTHER OFFENSES:	Under the Part II Offense section, 'All Other Offenses' include Peeping Tom, Trespass, Kidnap/Abduction, Pornography, Extortion/Blackmail, Bribery, Warrants, Sexual Offenses, Obstruction, Public Peace, and Hit & Run.
NON-UCR OFFENSES:	Non-UCR Offenses include reports for all other offenses not classified as a Part I or Part II Offense. Results displayed separate some of these offenses such as Ambulance Calls, Deaths, Missing Persons, Suicides, Suspicious Activity, and Traffic Accidents.
ALL OTHER NON-UCR:	Under the Non-UCR category, 'All Other' include the remainder of offenses not classified as Part I or Part II and not separated from the Non-UCR Offenses. These include things such as Loud Parties, Barking Dogs, Mentally Ill Subjects, Citizen Assistance, etc.
LOW NUMBER OFFENSES:	On page two, in the interest of space and allowing for easier viewing, the category titled 'Low Number Offenses' include Part I and Part II Offenses from page one that have totals under the amount of 26.

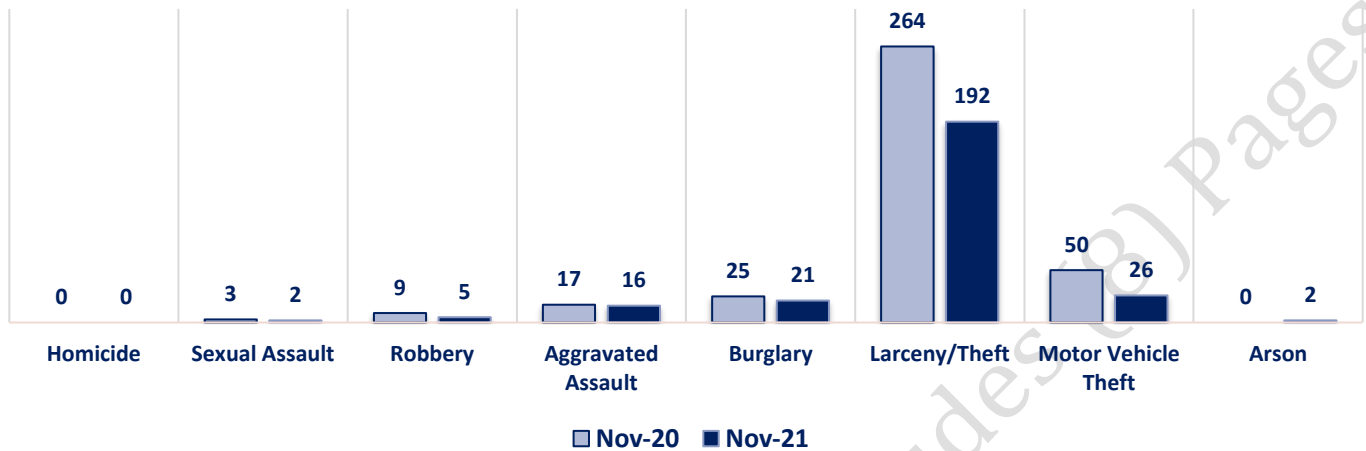
Offenses

PART I OFFENSES VIOLENT PROPERTY		OFFENSE		NOV 20	NOV 21	PART II OFFENSES	
		Homicide		0	0		
		Sexual Assault		3	2		
		Robbery		9	5		
		Aggravated Assault		17	16		
		Burglary		25	21		
		Larceny/Theft		264	192		
		Motor Vehicle Theft		50	26		
		Arson		0	2		
		PART I TOTALS		368	264		
NON-UCR OFFENSES		Ambulance Calls		29	39	PART II OFFENSES	
		Deaths		6	7		
		Missing Persons		4	6		
		Suicides		0	1		
		Suspicious Activity		22	26		
		Traffic Accidents		52	56		
		All Other		194	223		
		NON-UCR TOTALS		307	358		
TOTALS		PART I OFFENSES		368	264	PART II OFFENSES	
		PART II OFFENSES		516	470		
		NON-UCR OFFENSES		307	358		
TOTAL		1191	1092				

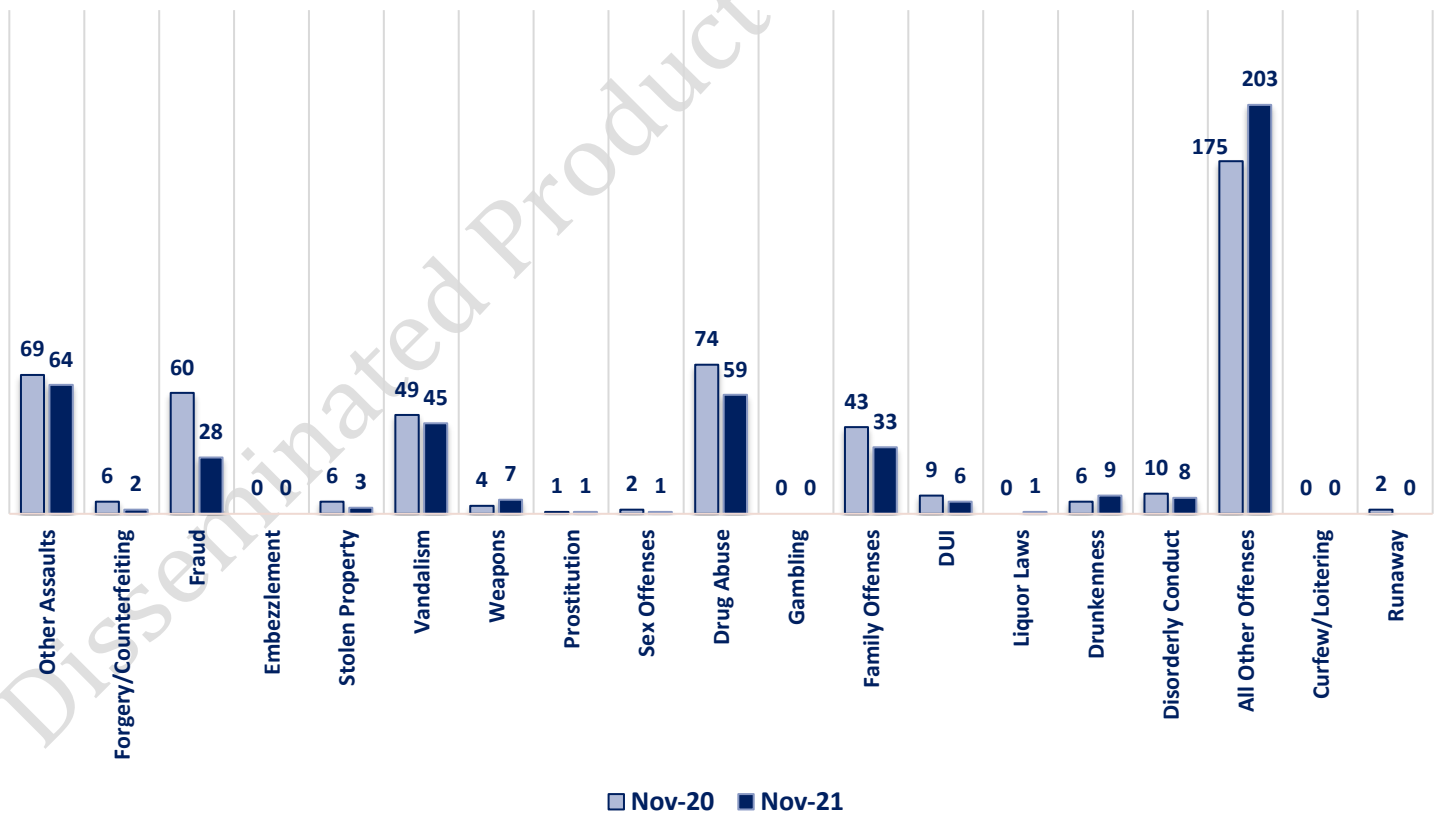
NOVEMBER 2021 - PART I & II OFFENSE PERCENTAGES



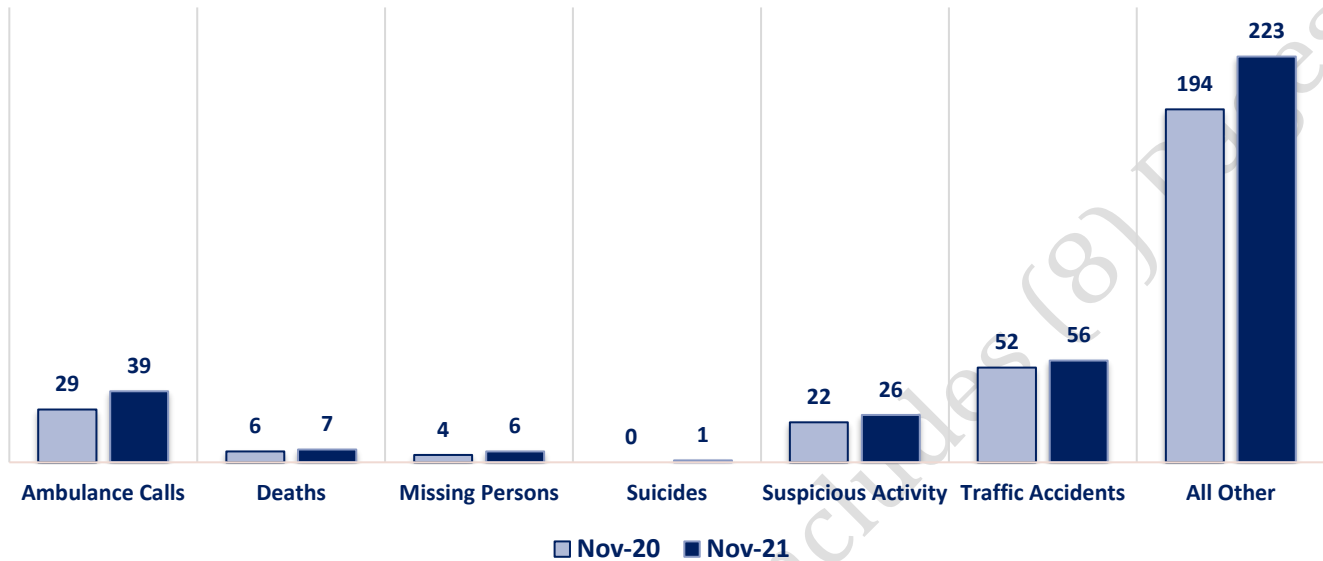
Part I Offenses



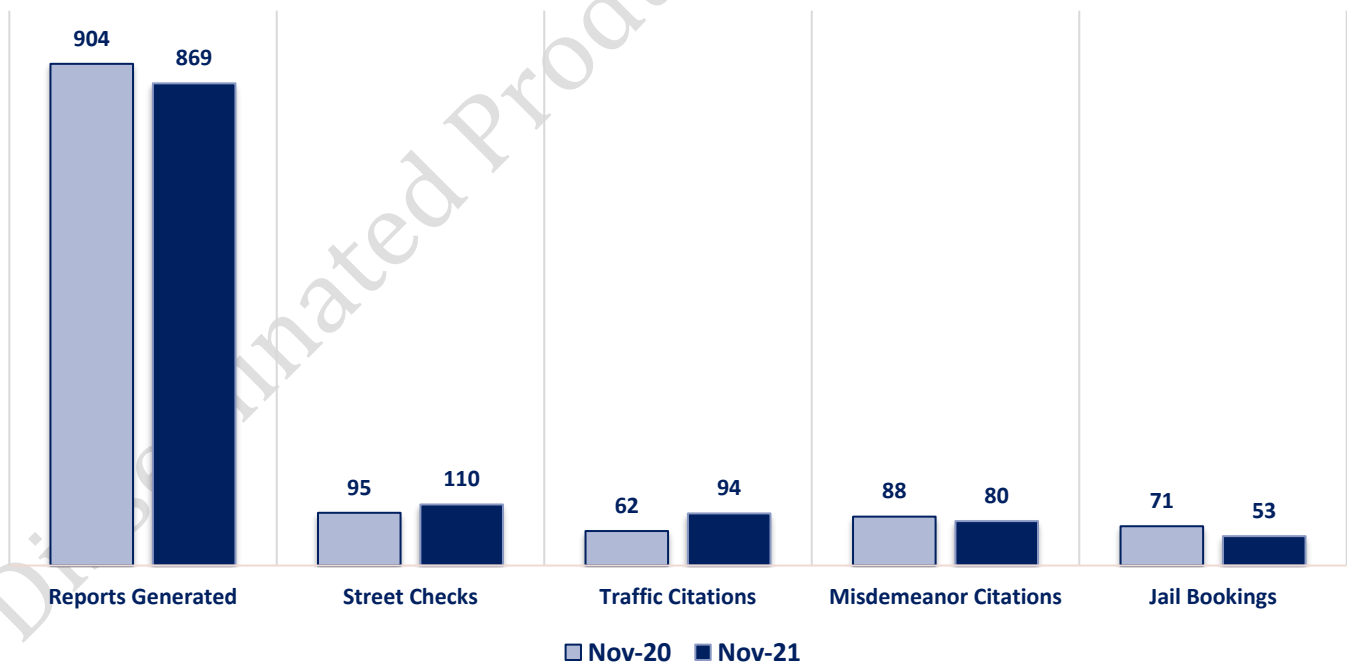
Part II Offenses



Non-UCR Offenses

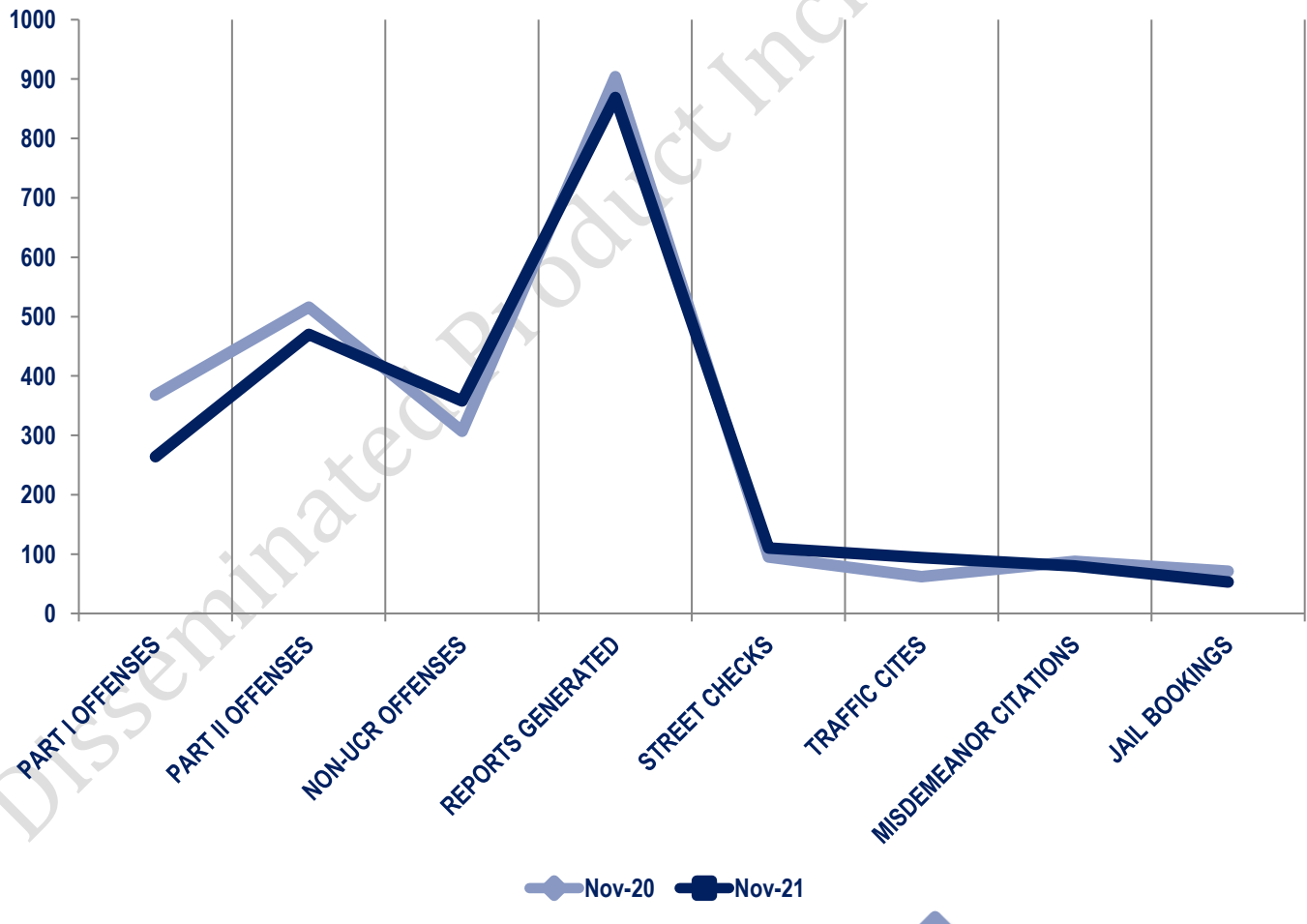


Other Event Totals



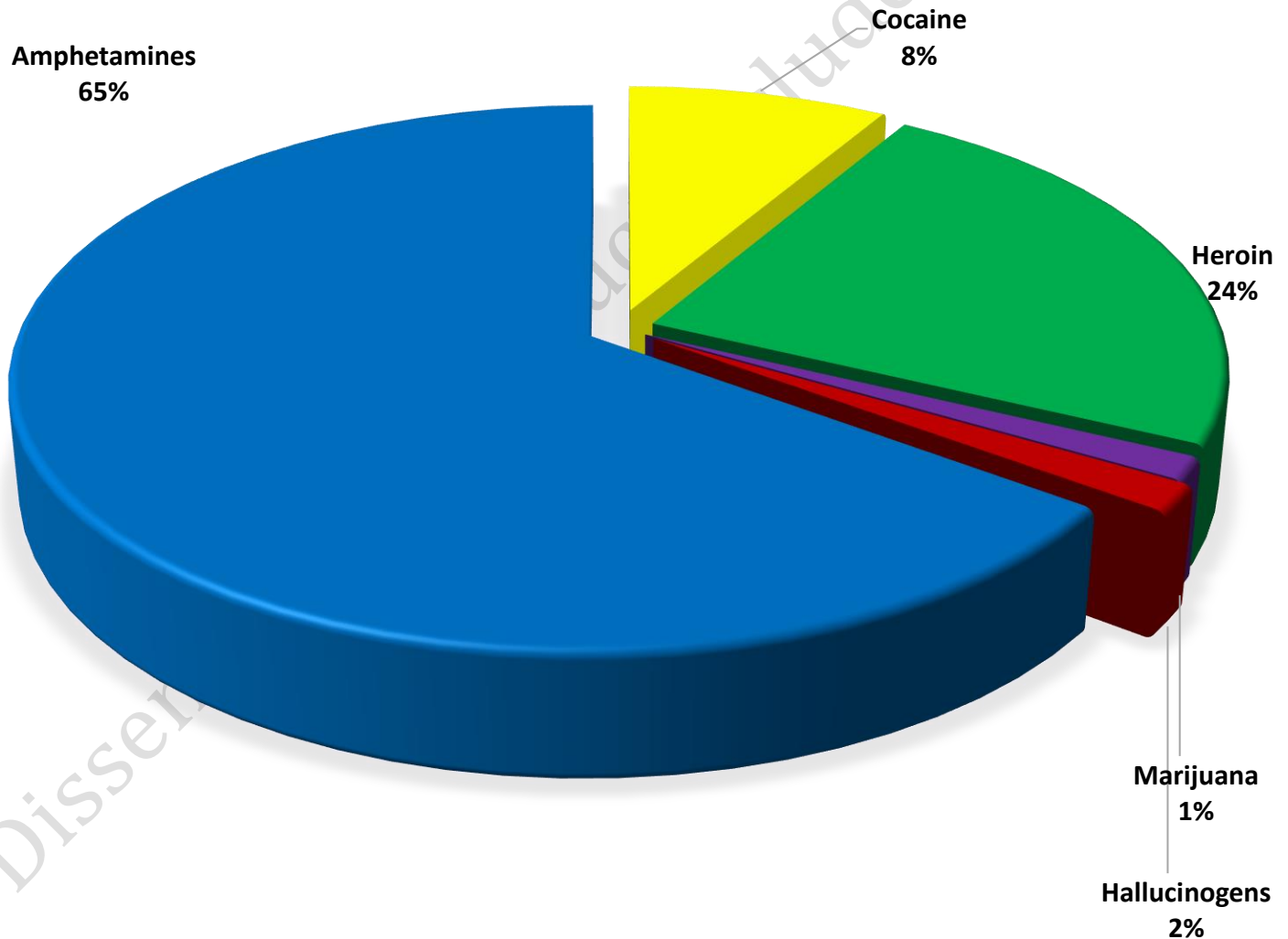
Combined Offense/Event Trends

	NOV 2020	NOV 2021
Part I Offenses	368	264
Part II Offenses	516	470
NonUCR Offenses	307	358
Reports Generated	904	869
Street Checks	95	110
Traffic Citations	62	94
Misdemeanor Citations	88	80
Jail Bookings	71	53

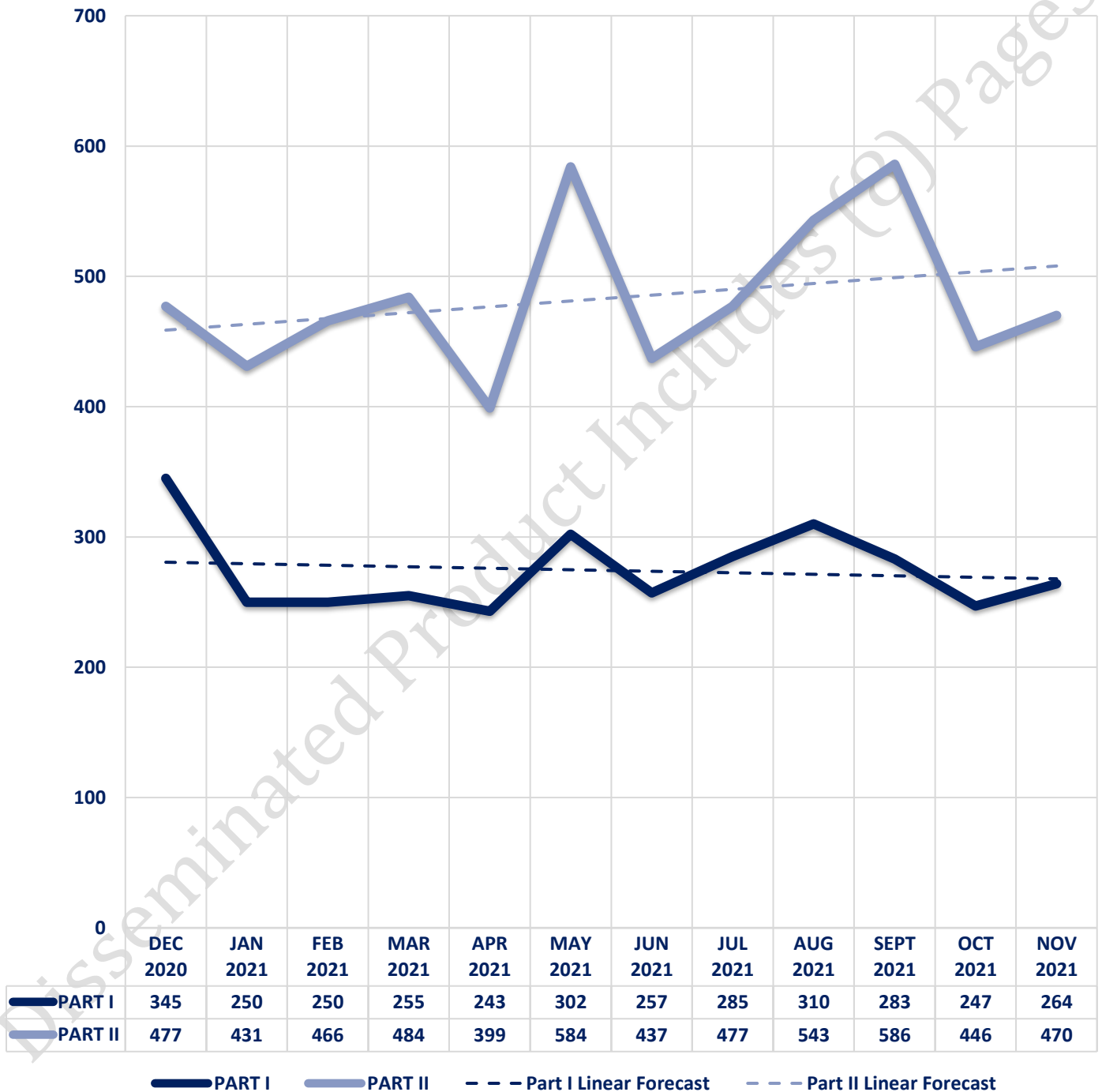


Seized Drugs

TYPE	DOSES	STREET VALUE
Cocaine	136.0	\$ 1,360.00
Heroin	375.0	\$ 3,750.00
Marijuana	21.5	\$ 129.10
Hallucinogens	25.8	\$ 51.50
Amphetamines	1034.0	\$ 10,340.00
TOTAL	1592.3	\$ 15,630.60



Part I & II Offenses - One Year





CITY COUNCIL DISTRICT #5

MONTHLY OFFENSE SUMMARY

December 2021

These figures represent preliminary counts of original Police Incident Reports and include all offenses within the above listed City Council District only. Full statistical analysis to determine the confidence level of this data has not been performed. The results contained herein are approximate in relation to the listed area and may not fully coincide with data shown in other areas of SLCPD's Crime Statistics page such as Calls for Service, Crimes Trending, and Crime Reports due to and reflective of departmental procedures that were in place at the time the event occurred and the date this data was compiled. Results displayed are not distinguished as attempted or completed crimes, do not include other calls for police service, and only represent police service where a report was made. Police Incident Reports are classified by primary offense categories as defined by the Uniform Crime Reporting (UCR) system, however for this report all offenses are included, and each incident may have more than one offense listed on it. In cases where there is more than one offense listed, all offenses are counted individually. Although every reasonable verification effort is made, the accuracy of any data is subject to the constraints of the report generation process as well as the manner, format, and point in time of any query.

COMPSTAT OFFENSES: (Part I)

Chosen by the FBI as Part I Offenses because they are serious crimes that occur with regularity in all areas of the country and are likely to be reported to Police.

EXTENDED COMPSTAT OFFENSES: (Part II)

All other crimes other than the eight CompStat Offenses. The Uniform Crime Reporting Program gathers only arrest data for these offenses, however, SLCPD results displayed in this document display all of these, regardless of the presence of arrest data.

ALL OTHER OFFENSES:

Under the Extended CompStat Offense section, 'All Other Offenses' include Peeping Tom, Trespass, Kidnap/Abduction, Pornography, Extortion/Blackmail, Bribery, Warrants, Sexual Offenses, Obstruction, Public Peace, and Hit & Run.

NON-UCR OFFENSES:

Non-UCR Offenses include reports for all other offenses not classified as a CompStat or Extended CompStat Offense. Results displayed separate some of these offenses such as Ambulance Calls, Deaths, Missing Persons, Suicides, Suspicious Activity, and Traffic Accidents.

ALL OTHER NON-UCR:

Under the Non-UCR category, 'All Other' include the remainder of offenses not classified as CompStat or CompStat Extended and not separated from the Non-UCR Offenses. These include things such as Loud Parties, Barking Dogs, Mentally Ill Subjects, Citizen Assistance, etc.

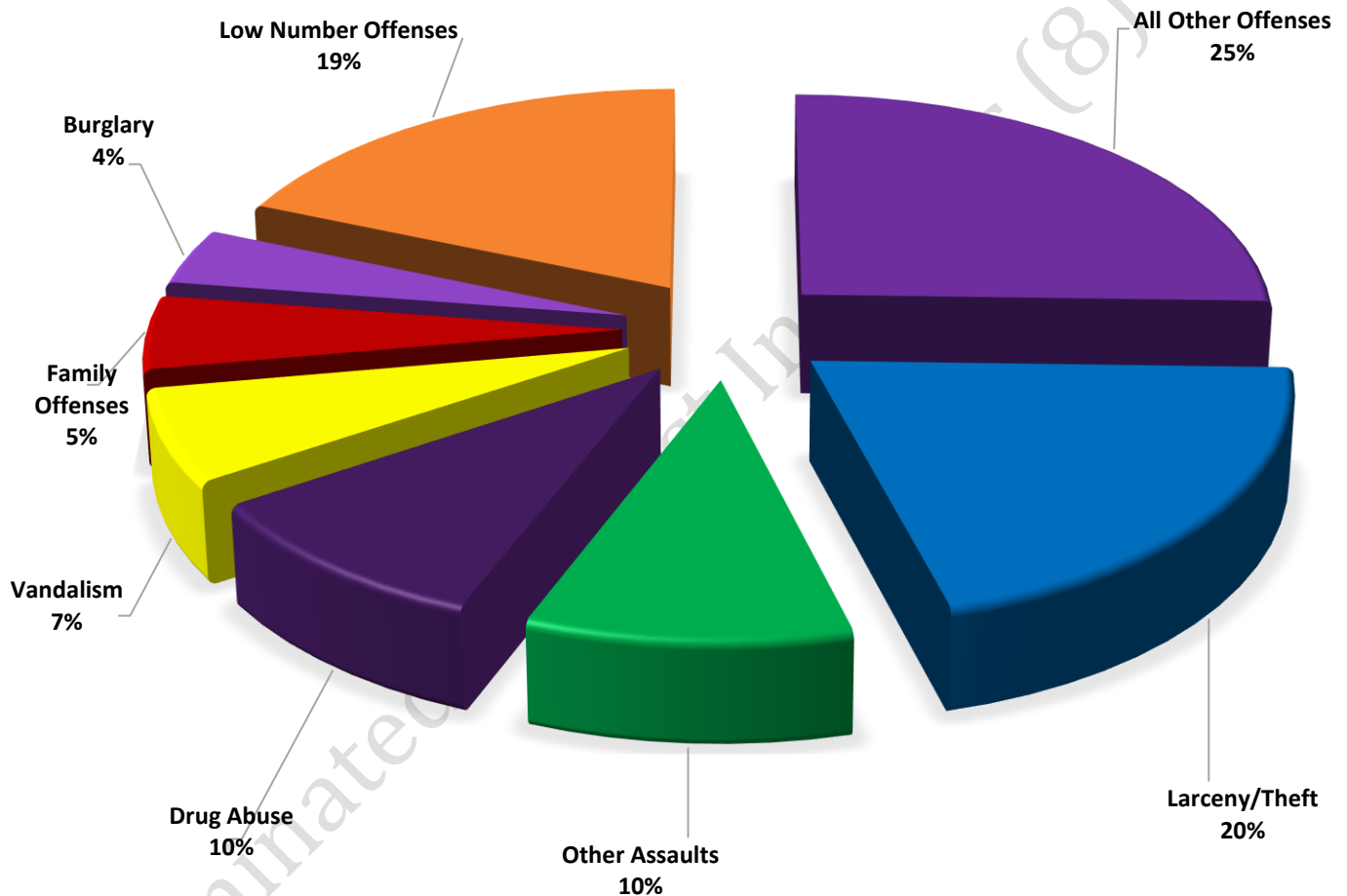
LOW NUMBER OFFENSES:

On page two, in the interest of space and allowing for easier viewing, the category titled 'Low Number Offenses' include CompStat and Extended CompStat Offenses from page one that have totals under the amount of 27.

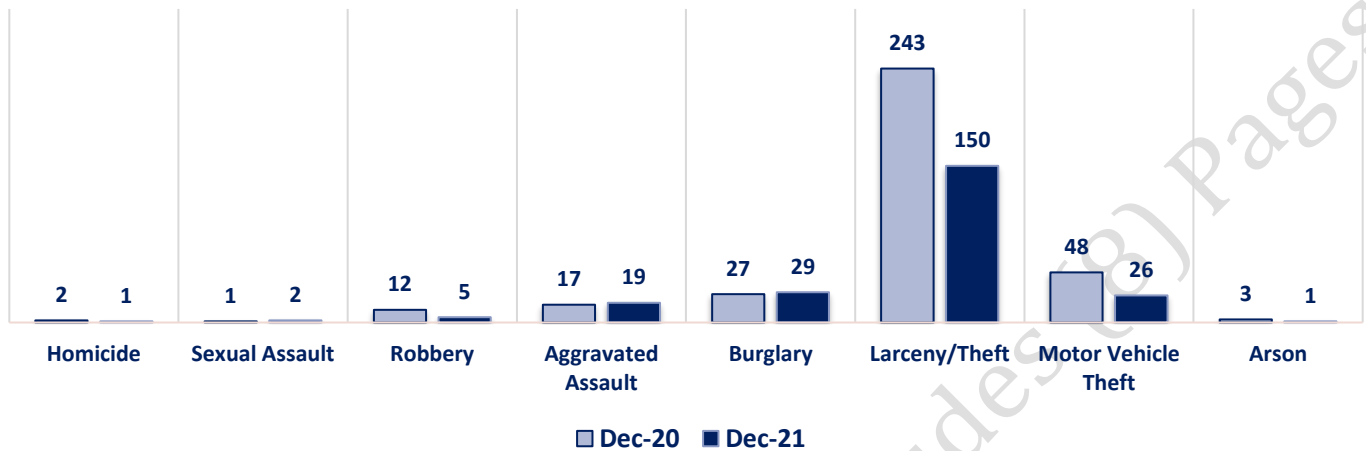
Offenses

COMPSTAT OFFENSES	VIOLENT	Offense	Dec-20	Dec-21	OFFENSE	DEC 20	DEC 21
		Homicide	2	1	Other Assaults	60	73
	PROPERTY	Sexual Assault	1	2	Forgery/Counterfeiting	2	2
		Robbery	12	5	Fraud	27	27
		Aggravated Assault	17	19	Embezzlement	0	0
		Burglary	27	29	Stolen Property	11	7
		Larceny/Theft	243	150	Vandalism	49	48
	Motor Vehicle Theft	48	26	Weapons	8	12	
	Arson	3	1	Prostitution	2	0	
	COMPSTAT TOTALS	353	233	Sex Offenses	1	4	
NON-UCR OFFENSES	Ambulance Calls	29	26	Drug Abuse	75	71	
	Deaths	6	7	Gambling	1	0	
	Missing Persons	3	6	Family Offenses	50	38	
	Suicides	1	2	DUI	6	10	
	Suspicious Activity	26	27	Liquor Laws	1	1	
	Traffic Accidents	54	73	Drunkenness	13	9	
	All Other	225	202	Disorderly Conduct	14	10	
	NON-UCR TOTALS	344	343	All Other Offenses	172	186	
TOTALS	COMPSTAT OFFENSES	353	233	Curfew/Loitering	0	0	
	EXTENDED COMPSTAT OFFENSES	492	498	Runaway	0	0	
	NON-UCR OFFENSES	344	343	EXTENDED COMPSTAT TOTALS	492	498	
	TOTAL	1189	1074				

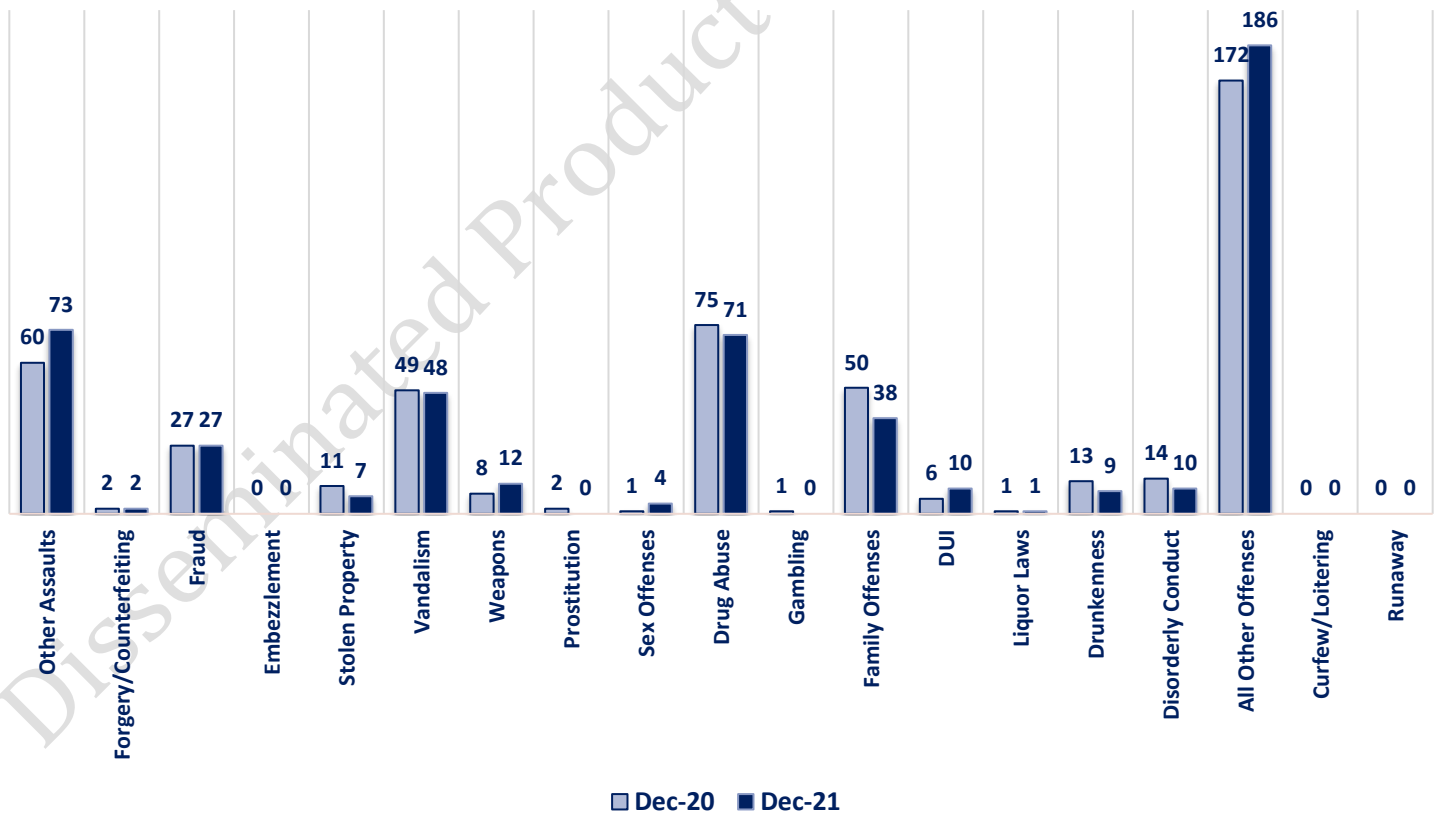
**DECEMBER 2021 - COMPSTAT AND EXTENDED COMPSTAT
OFFENSE PERCENTAGES**



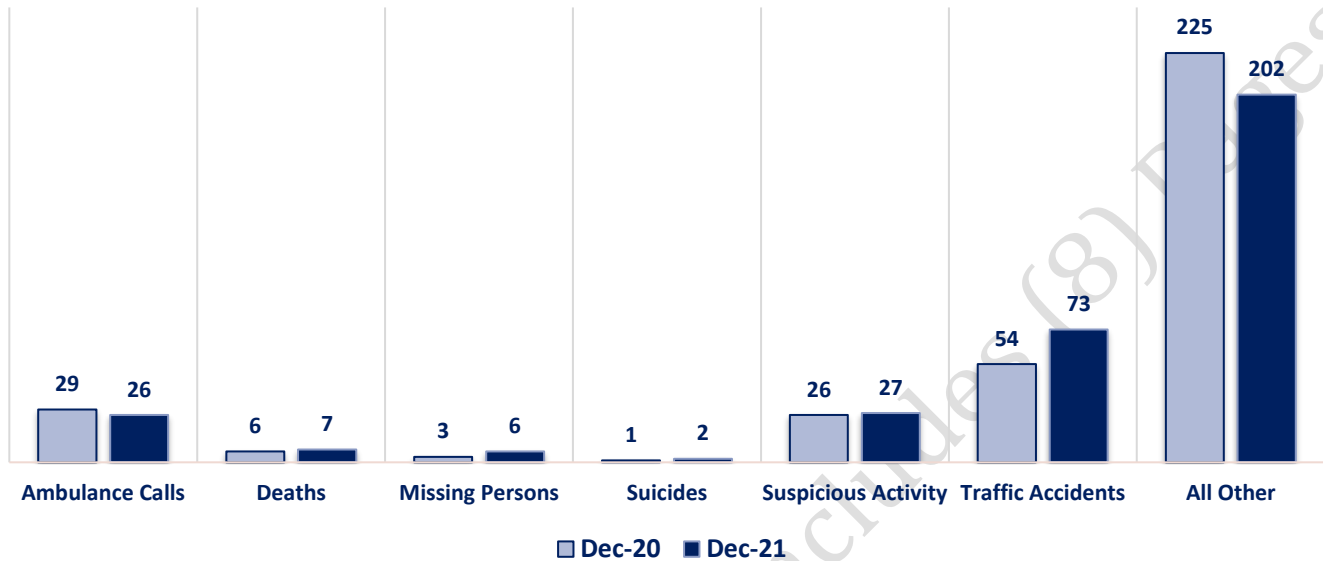
CompStat Offenses



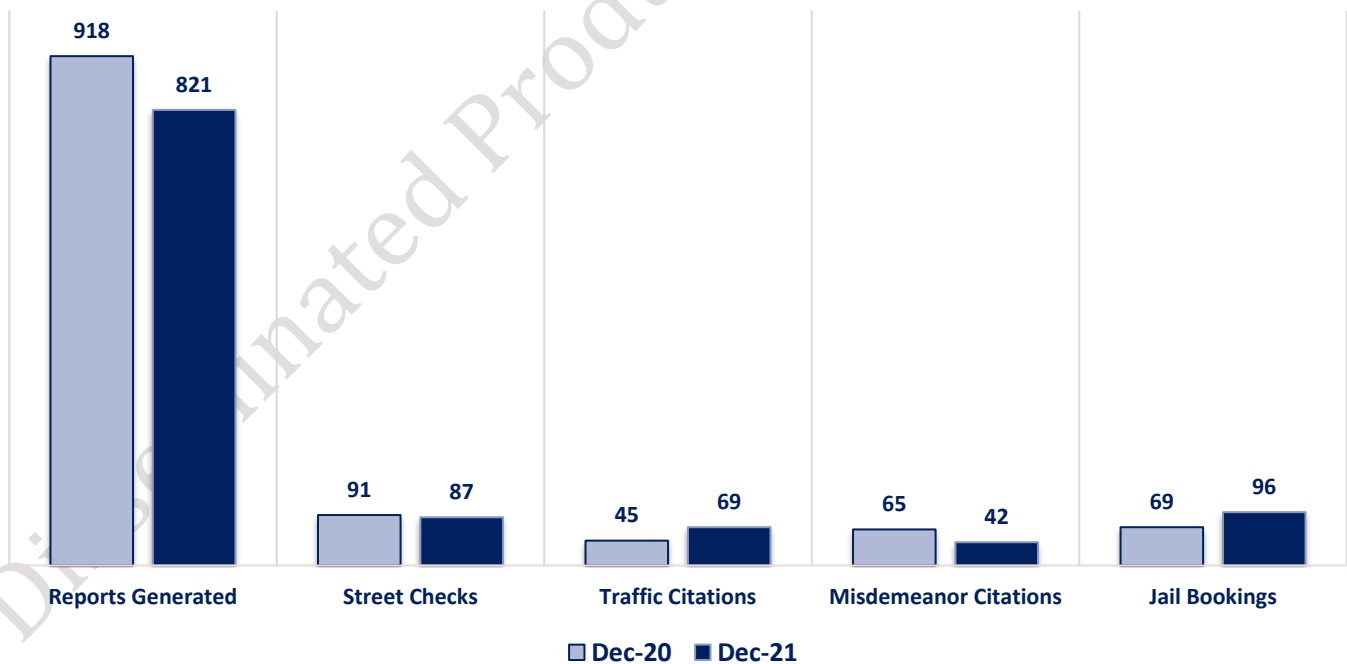
Extended CompStat Offenses



Non-UCR Offenses

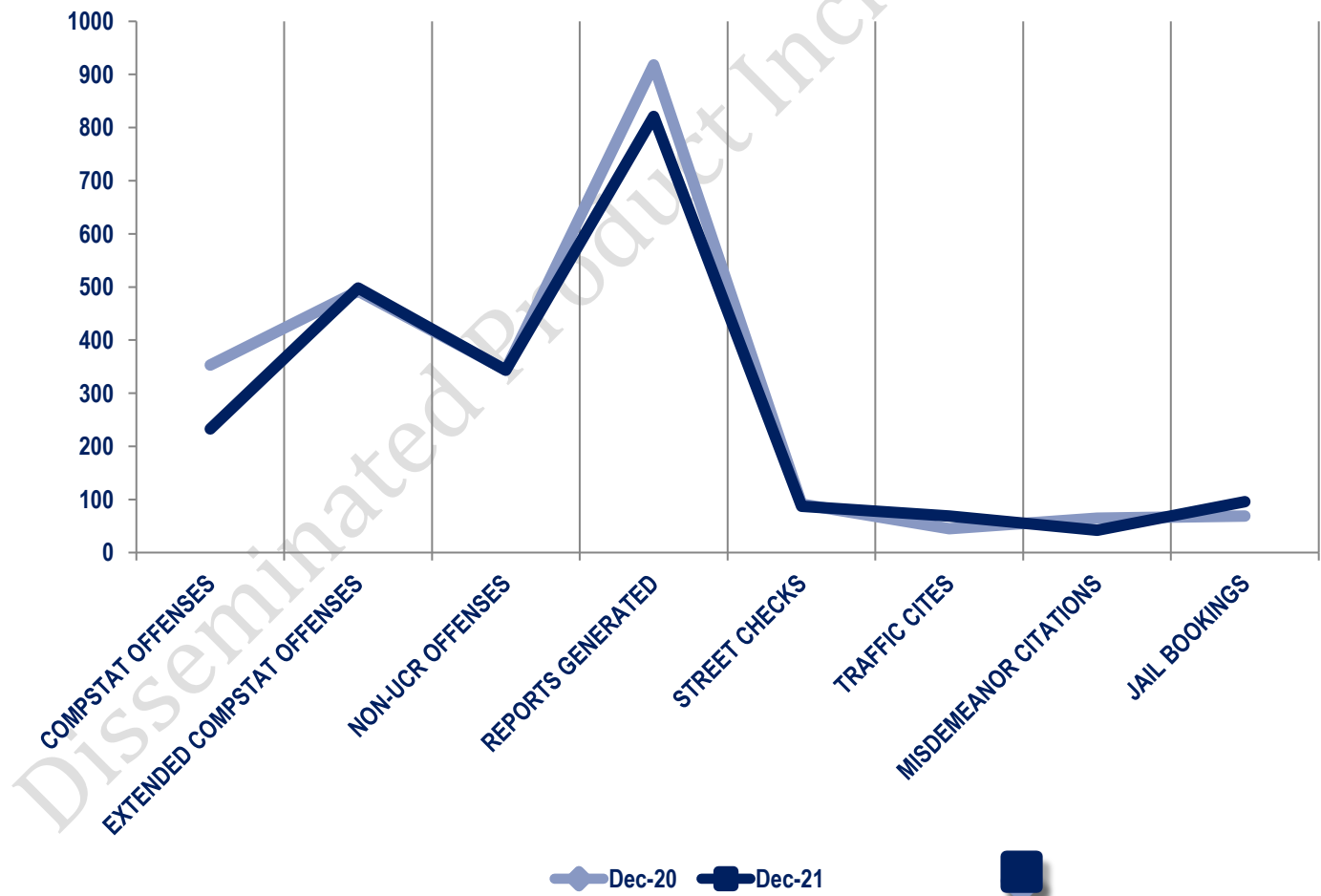


Other Event Totals



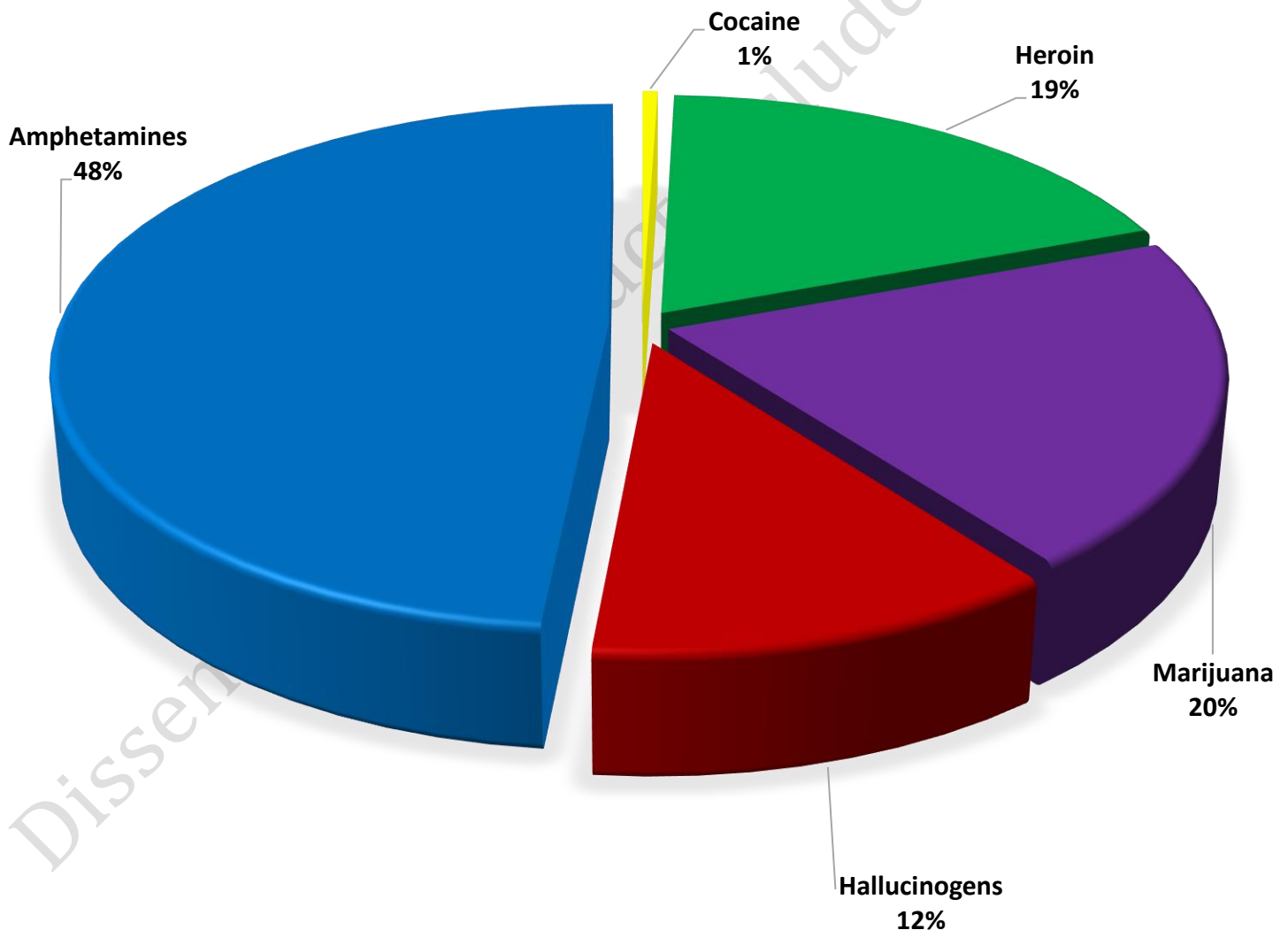
Combined Offense/Event Trends

	DEC 2020	DEC 2021
CompStat Offenses	353	233
Extended CompStat Offenses	492	498
Non-UCR Offenses	344	343
Reports Generated	918	821
Street Checks	91	87
Traffic Cites	45	69
Misdemeanor Citations	65	42
Jail Bookings	69	96



Seized Drugs

TYPE	DOSES	STREET VALUE
Cocaine	7.0	\$ 70.00
Heroin	253.0	\$ 2,530.10
Marijuana	273.1	\$ 1,638.42
Hallucinogens	159.1	\$ 318.20
Amphetamines	651.1	\$ 6,511.00
TOTAL	1343.3	\$ 11,067.72



CompStat & Extended CompStat Offenses - One Year

