



CITY COUNCIL DISTRICT #6

MONTHLY OFFENSE SUMMARY

January 2021

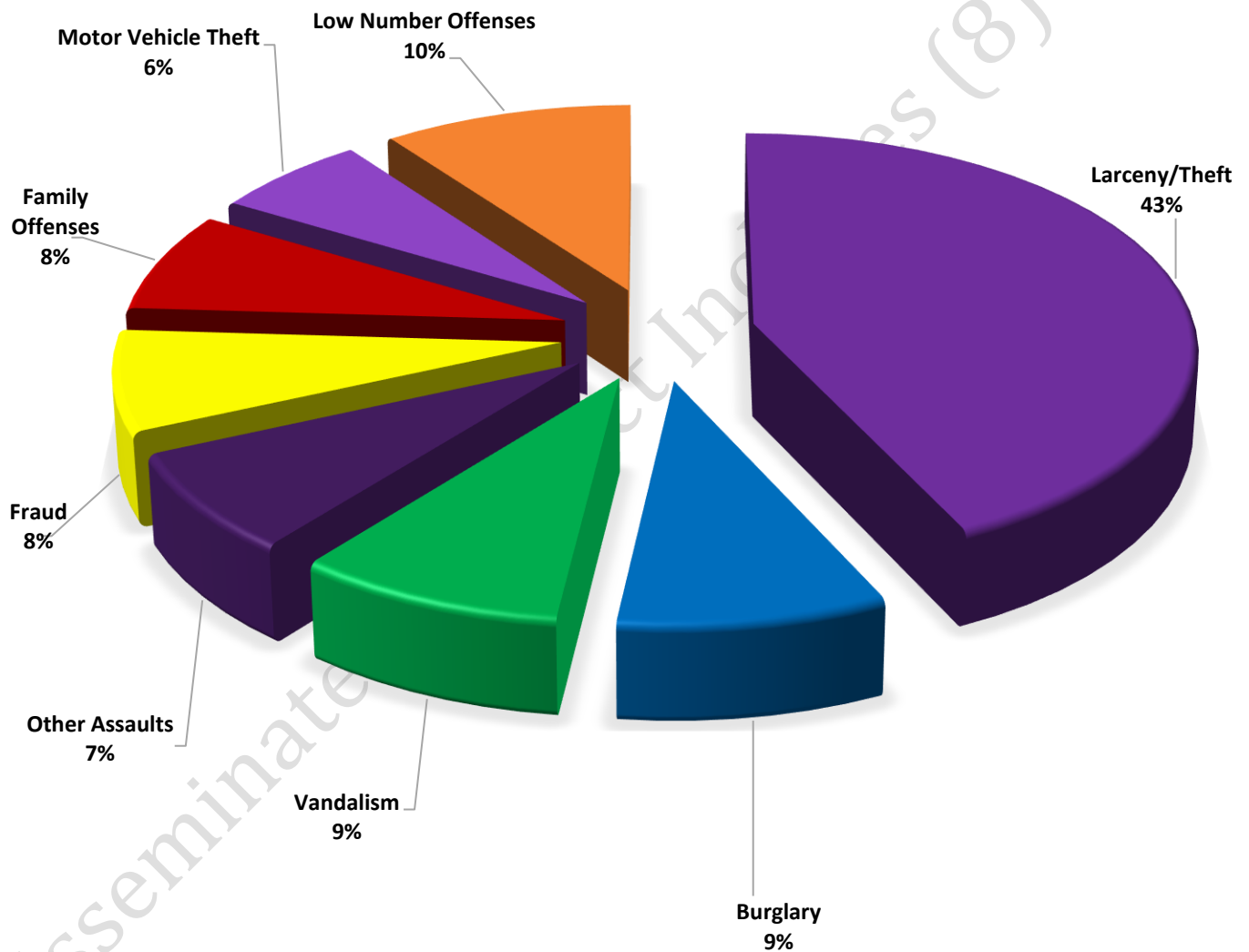
These figures represent preliminary counts of original Police Incident Reports and include all offenses within the above listed City Council District only. Full statistical analysis to determine the confidence level of this data has not been performed. The results contained herein are approximate in relation to the listed area and may not fully coincide with data shown in other areas of SLCPD's Crime Statistics page such as Calls for Service, Crimes Trending, and Crime Reports due to and reflective of departmental procedures that were in place at the time the event occurred and the date this data was compiled. Results displayed are not distinguished as attempted or completed crimes, do not include other calls for police service, and only represent police service where a report was made. Police Incident Reports are classified by primary offense categories as defined by the Uniform Crime Reporting (UCR) system, however for this report all offenses are included, and each incident may have more than one offense listed on it. In cases where there is more than one offense listed, all offenses are counted individually. Although every reasonable verification effort is made, the accuracy of any data is subject to the constraints of the report generation process as well as the manner, format, and point in time of any query.

PART I OFFENSES:	Chosen by the FBI as Part I Offenses because they are serious crimes that occur with regularity in all areas of the country and are likely to be reported to Police.
PART II OFFENSES:	All other crimes other than the eight Part I Offenses. The Uniform Crime Reporting Program gathers only arrest data for Part II Offenses, however, SLCPD results displayed in this document display all Part II Offenses, regardless of the presence of arrest data.
ALL OTHER OFFENSES:	Under the Part II Offense section, 'All Other Offenses' include Peeping Tom, Trespass, Kidnap/Abduction, Pornography, Extortion/Blackmail, Bribery, Warrants, Sexual Offenses, Obstruction, Public Peace, and Hit & Run.
NON-UCR OFFENSES:	Non-UCR Offenses include reports for all other offenses not classified as a Part I or Part II Offense. Results displayed separate some of these offenses such as Ambulance Calls, Deaths, Missing Persons, Suicides, Suspicious Activity, and Traffic Accidents.
ALL OTHER NON-UCR:	Under the Non-UCR category, 'All Other' include the remainder of offenses not classified as Part I or Part II and not separated from the Non-UCR Offenses. These include things such as Loud Parties, Barking Dogs, Mentally Ill Subjects, Citizen Assistance, etc.
LOW NUMBER OFFENSES:	On page two, in the interest of space and allowing for easier viewing, the category titled 'Low Number Offenses' include Part I and Part II Offenses from page one that have totals under the amount of 3.

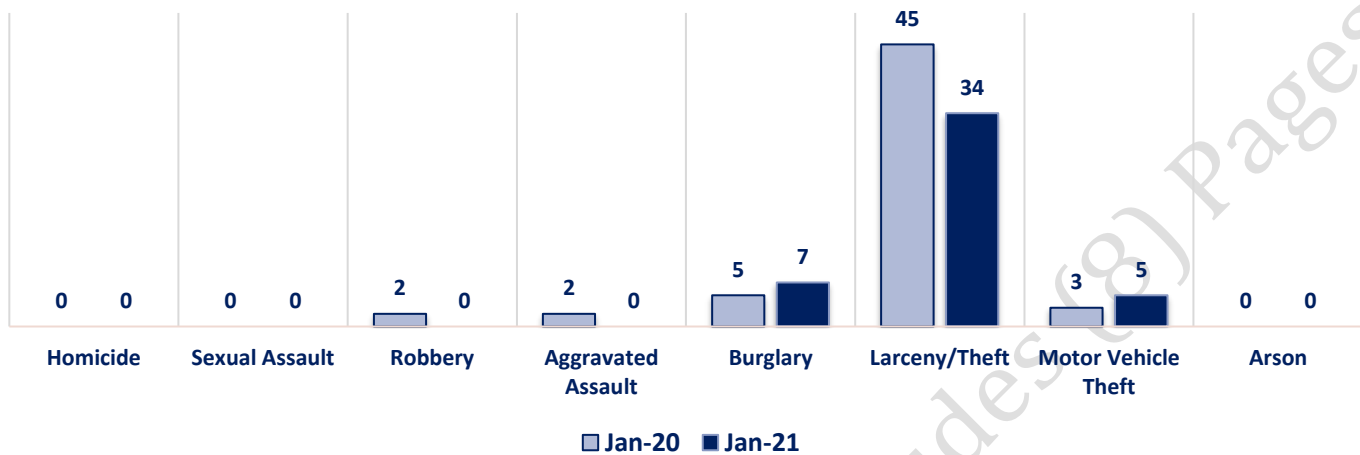
Offenses

	OFFENSE	JAN 20	JAN 21	OFFENSE	JAN 20	JAN 21	
PART I OFFENSES	VIOLENT	Homicide	0	0	Other Assaults	7	6
		Sexual Assault	0	0	Forgery/Counterfeit	14	3
		Robbery	2	0	Fraud	13	6
		Aggravated Assault	2	0	Embezzlement	0	0
	PROPERTY	Burglary	5	7	Stolen Property	2	0
		Larceny/Theft	45	34	Vandalism	10	7
		Motor Vehicle Theft	3	5	Weapons	0	0
		Arson	0	0	Prostitution	0	0
NON-UCR OFFENSES	PART I TOTALS		57	46	Sex Offenses	0	0
	TOTALS	Ambulance Calls	3	4	Drug Abuse	5	0
		Deaths	3	1	Gambling	0	0
		Missing Persons	0	4	Family Offenses	6	6
		Suicides	0	0	DUI	2	0
		Suspicious Activity	6	5	Liquor Laws	0	0
		Traffic Accidents	33	11	Drunkenness	1	1
		All Other	32	19	Disorderly Conduct	0	1
		NON-UCR TOTALS	77	44	All Other Offenses	20	3
	PART II OFFENSES	PART I OFFENSES	57	46	Curfew/Loitering	0	0
		PART II OFFENSES	81	33	Runaway	1	0
		NON-UCR OFFENSES	77	44	PART II TOTALS	81	33
		TOTAL	215	123			

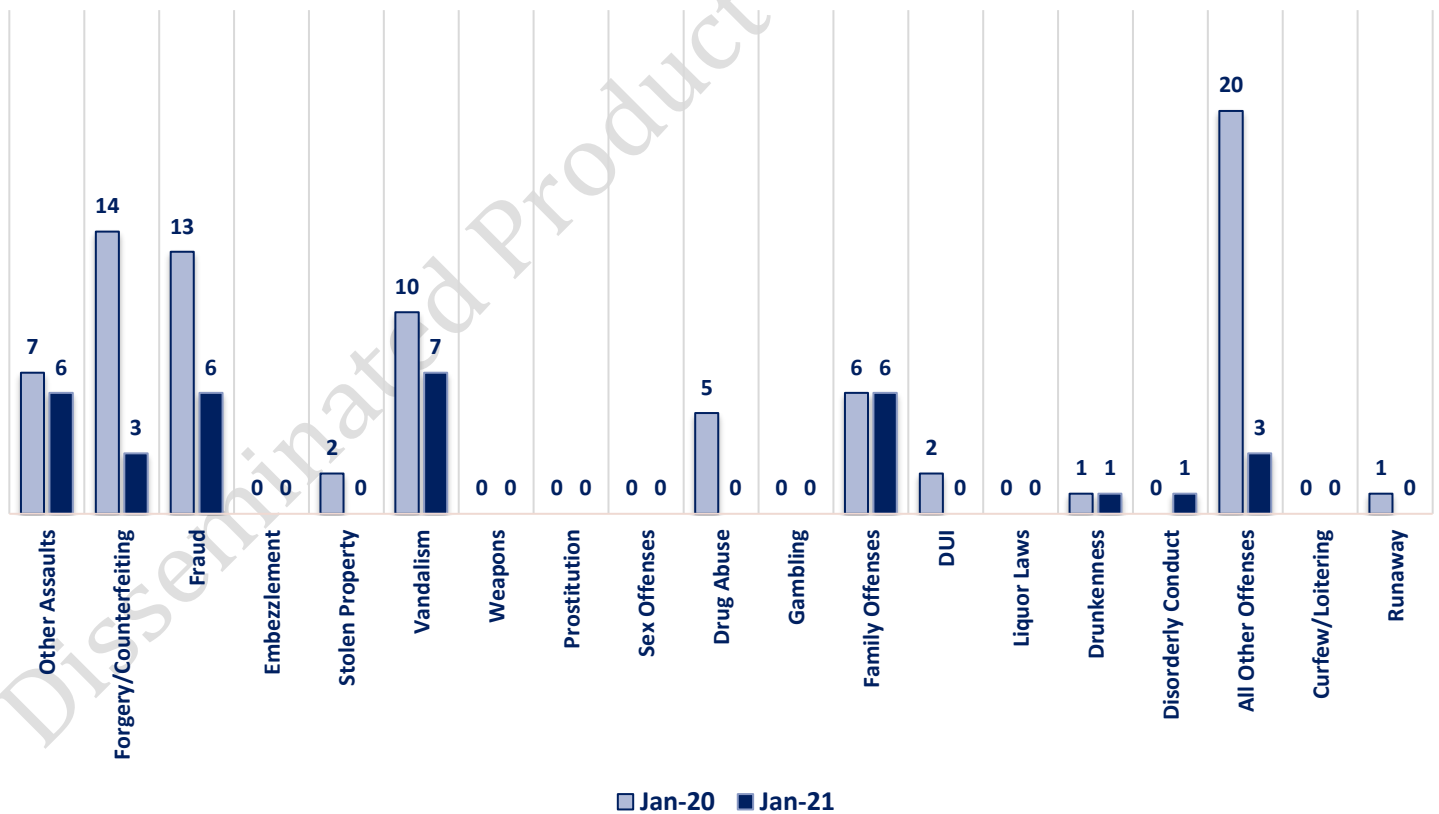
JAN 2021- PART I & II OFFENSE PERCENTAGES



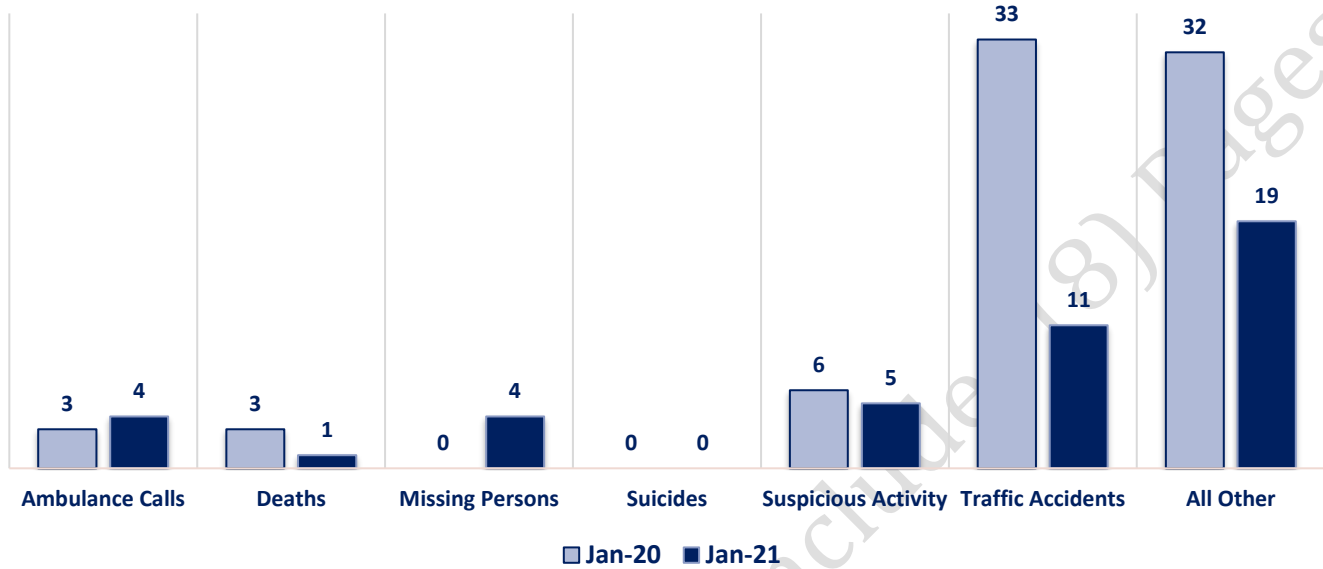
Part I Offenses



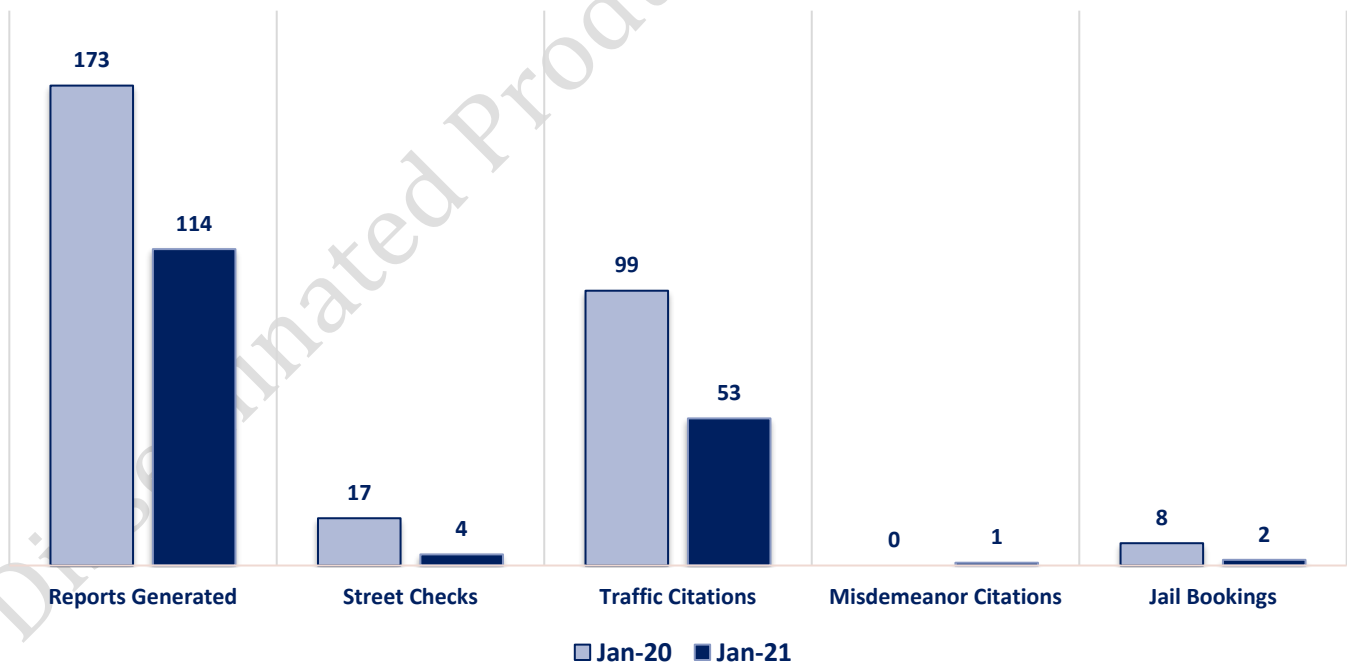
Part II Offenses



Non-UCR Offenses

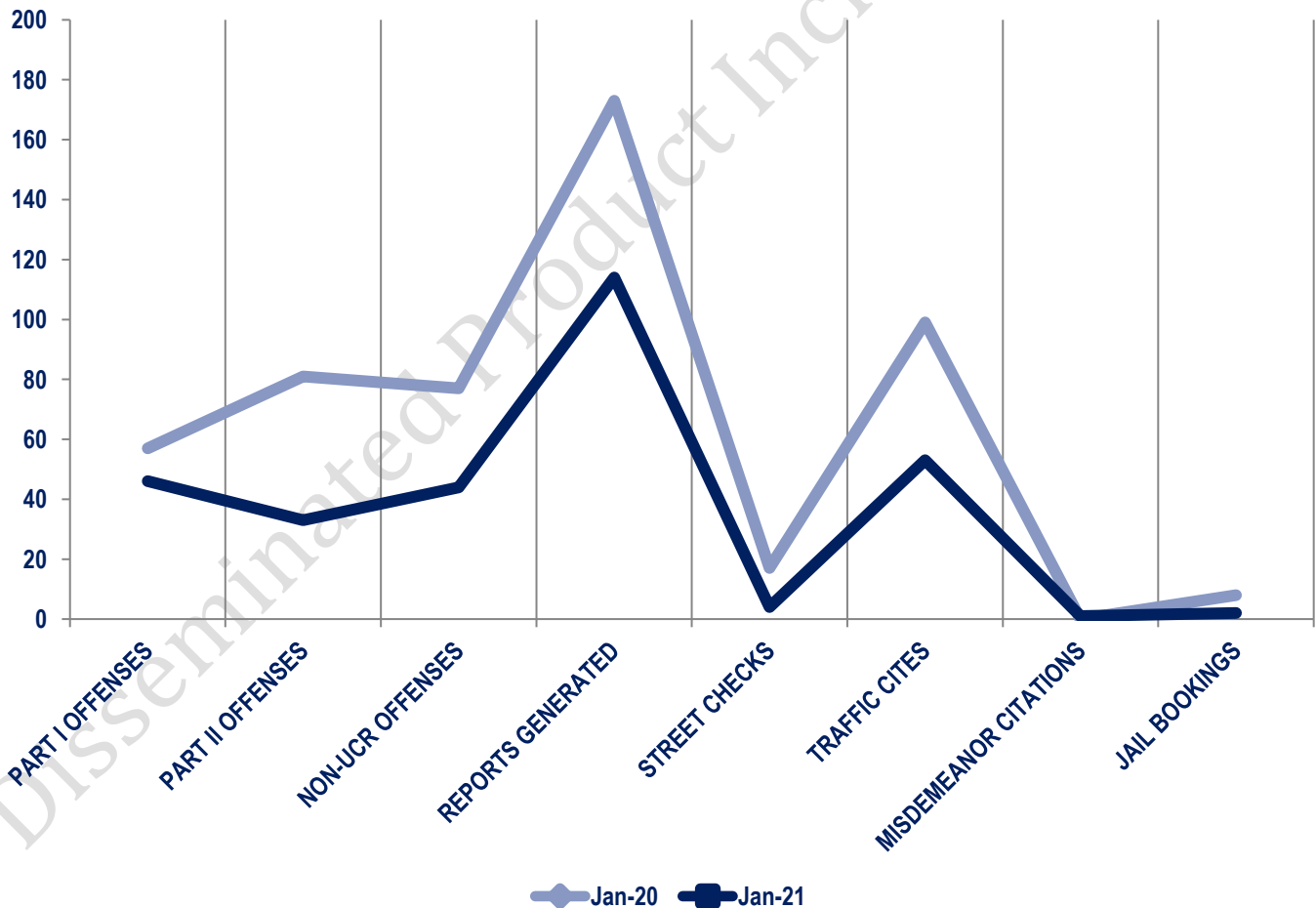


Other Event Totals



Combined Offense/Event Trends

	JAN 2020	JAN 2021
Part I Offenses	57	46
Part II Offenses	81	33
NonUCR Offenses	77	44
Reports Generated	173	114
Street Checks	17	4
Traffic Citations	99	53
Misdemeanor Citations	0	1
Jail Bookings	8	2

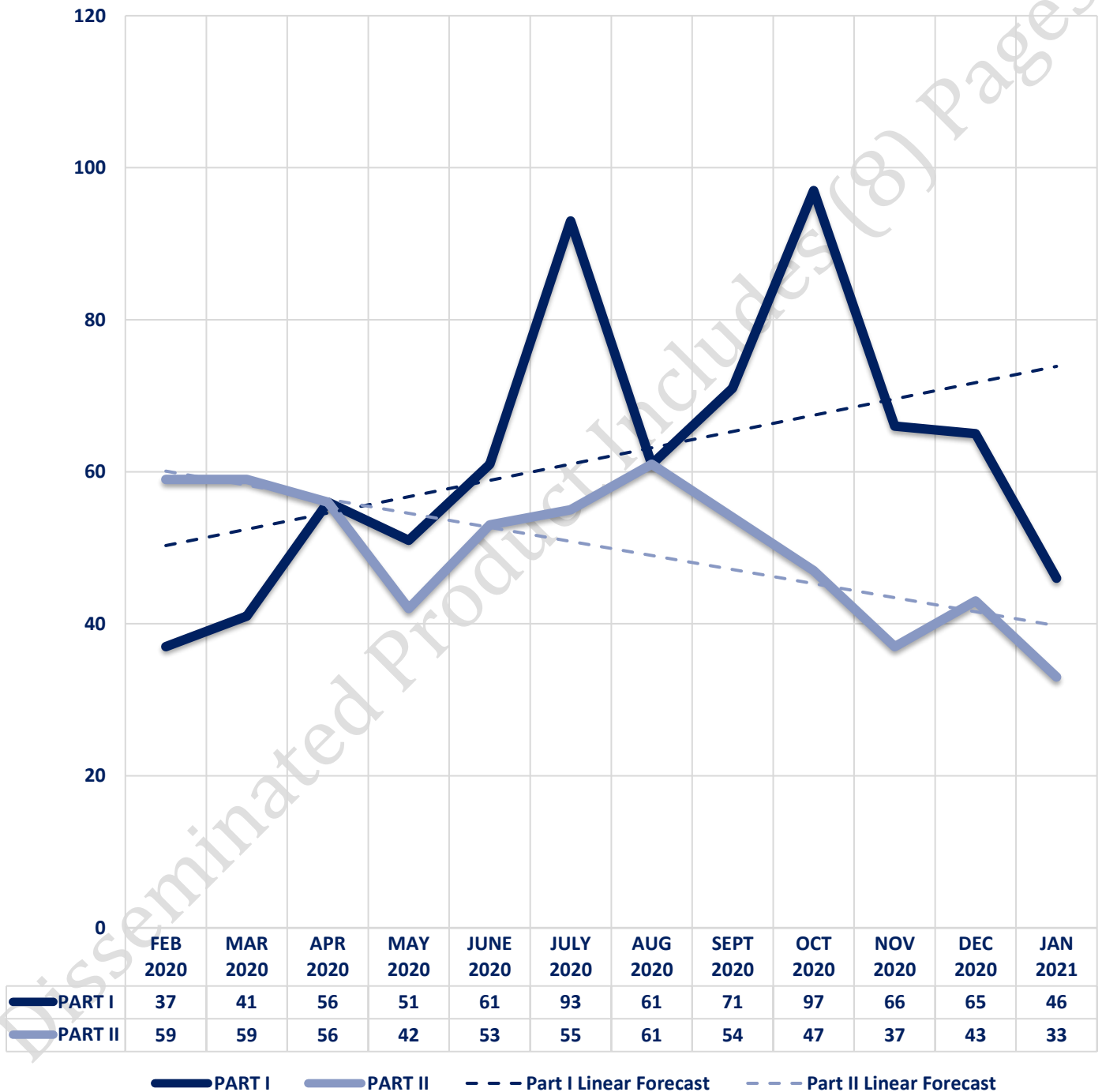


Seized Drugs

TYPE	DOSES	STREET VALUE
Cocaine	0.0	\$ -
Heroin	0.0	\$ -
Marijuana	0.0	\$ -
Hallucinogens	0.0	\$ -
Amphetamines	0.0	\$ -
TOTAL	0.0	\$ -

No Listed Drugs Seized

Part I & II Offenses - One Year





CITY COUNCIL DISTRICT #6

MONTHLY OFFENSE SUMMARY

February 2021

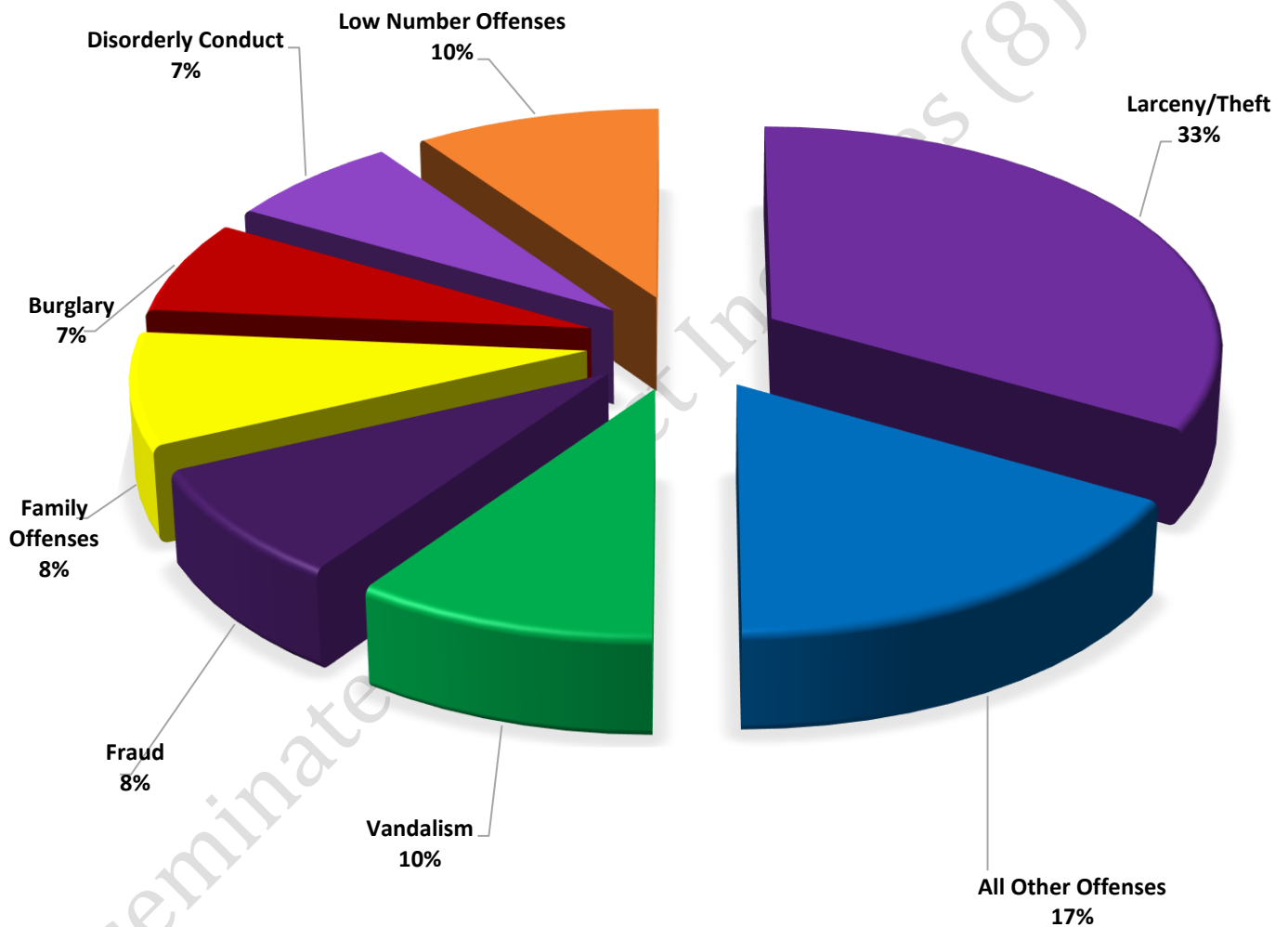
These figures represent preliminary counts of original Police Incident Reports and include all offenses within the above listed City Council District only. Full statistical analysis to determine the confidence level of this data has not been performed. The results contained herein are approximate in relation to the listed area and may not fully coincide with data shown in other areas of SLCPD's Crime Statistics page such as Calls for Service, Crimes Trending, and Crime Reports due to and reflective of departmental procedures that were in place at the time the event occurred and the date this data was compiled. Results displayed are not distinguished as attempted or completed crimes, do not include other calls for police service, and only represent police service where a report was made. Police Incident Reports are classified by primary offense categories as defined by the Uniform Crime Reporting (UCR) system, however for this report all offenses are included, and each incident may have more than one offense listed on it. In cases where there is more than one offense listed, all offenses are counted individually. Although every reasonable verification effort is made, the accuracy of any data is subject to the constraints of the report generation process as well as the manner, format, and point in time of any query.

PART I OFFENSES:	Chosen by the FBI as Part I Offenses because they are serious crimes that occur with regularity in all areas of the country and are likely to be reported to Police.
PART II OFFENSES:	All other crimes other than the eight Part I Offenses. The Uniform Crime Reporting Program gathers only arrest data for Part II Offenses, however, SLCPD results displayed in this document display all Part II Offenses, regardless of the presence of arrest data.
ALL OTHER OFFENSES:	Under the Part II Offense section, 'All Other Offenses' include Peeping Tom, Trespass, Kidnap/Abduction, Pornography, Extortion/Blackmail, Bribery, Warrants, Sexual Offenses, Obstruction, Public Peace, and Hit & Run.
NON-UCR OFFENSES:	Non-UCR Offenses include reports for all other offenses not classified as a Part I or Part II Offense. Results displayed separate some of these offenses such as Ambulance Calls, Deaths, Missing Persons, Suicides, Suspicious Activity, and Traffic Accidents.
ALL OTHER NON-UCR:	Under the Non-UCR category, 'All Other' include the remainder of offenses not classified as Part I or Part II and not separated from the Non-UCR Offenses. These include things such as Loud Parties, Barking Dogs, Mentally Ill Subjects, Citizen Assistance, etc.
LOW NUMBER OFFENSES:	On page two, in the interest of space and allowing for easier viewing, the category titled 'Low Number Offenses' include Part I and Part II Offenses from page one that have totals under the amount of 3.

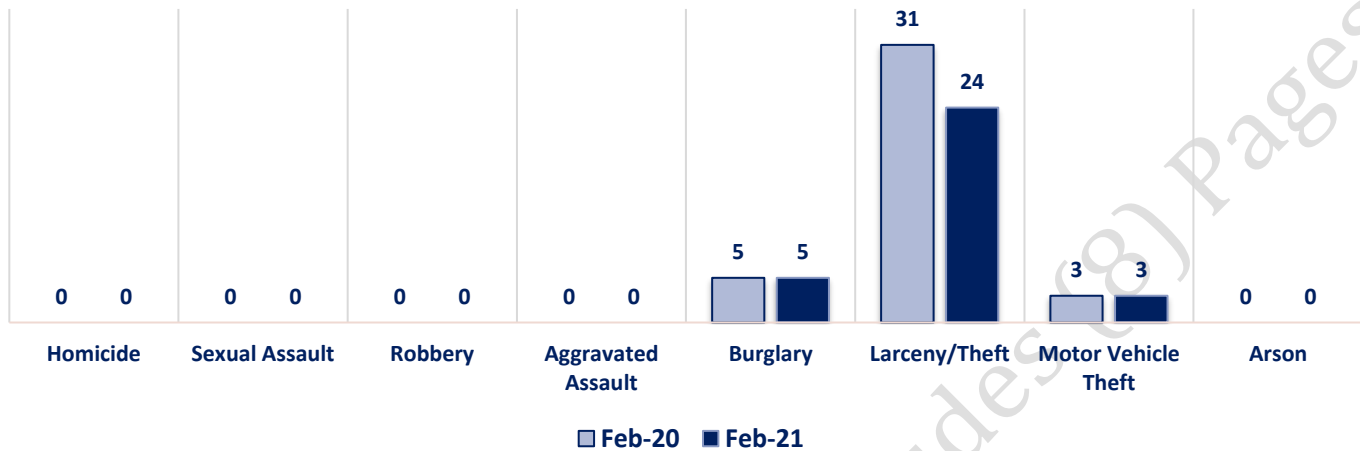
Offenses

	OFFENSE	FEB 20	FEB 21	OFFENSE	FEB 20	FEB 21
PART I OFFENSES	Homicide	0	0	Other Assaults	6	3
	Sexual Assault	0	0	Forgery/Counterfeit	1	0
	Robbery	0	0	Fraud	5	6
	Aggravated Assault	0	0	Embezzlement	0	0
	Burglary	5	5	Stolen Property	2	0
	Larceny/Theft	31	24	Vandalism	10	7
	Motor Vehicle Theft	3	3	Weapons	0	0
	Arson	0	0	Prostitution	0	0
PART I OFFENSES	PART I TOTALS	39	32	Sex Offenses	1	0
	Ambulance Calls	5	5	Drug Abuse	2	0
	Deaths	2	1	Gambling	0	0
	Missing Persons	1	1	Family Offenses	10	6
	Suicides	0	0	DUI	0	1
	Suspicious Activity	4	6	Liquor Laws	0	0
	Traffic Accidents	27	14	Drunkenness	0	0
	All Other	46	25	Disorderly Conduct	0	5
NON-UCR OFFENSES	NON-UCR TOTALS	85	52	All Other Offenses	20	12
	PART I OFFENSES	39	32	Curfew/Loitering	0	0
	PART II OFFENSES	59	40	Runaway	2	0
	NON-UCR OFFENSES	85	52	PART II TOTALS	59	40
TOTALS	TOTAL	183	124			

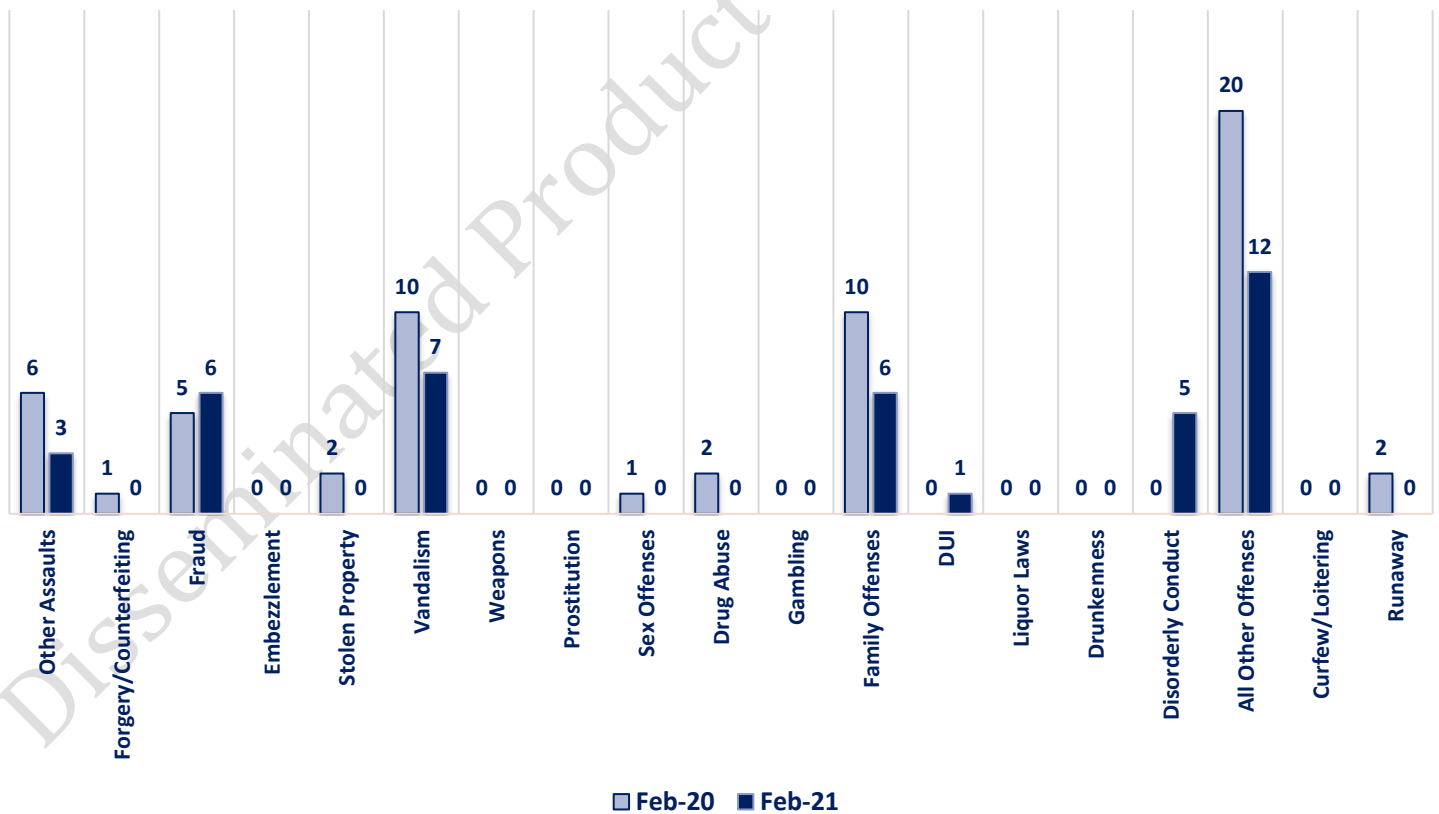
FEBRUARY 2021- PART I & II OFFENSE PERCENTAGES



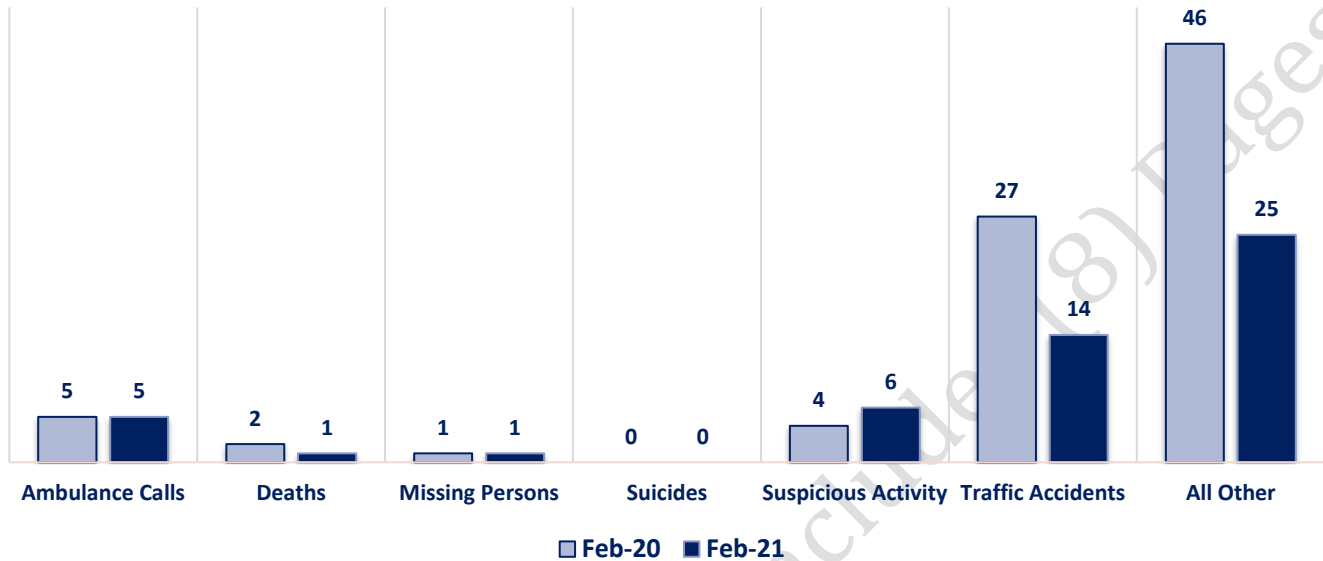
Part I Offenses



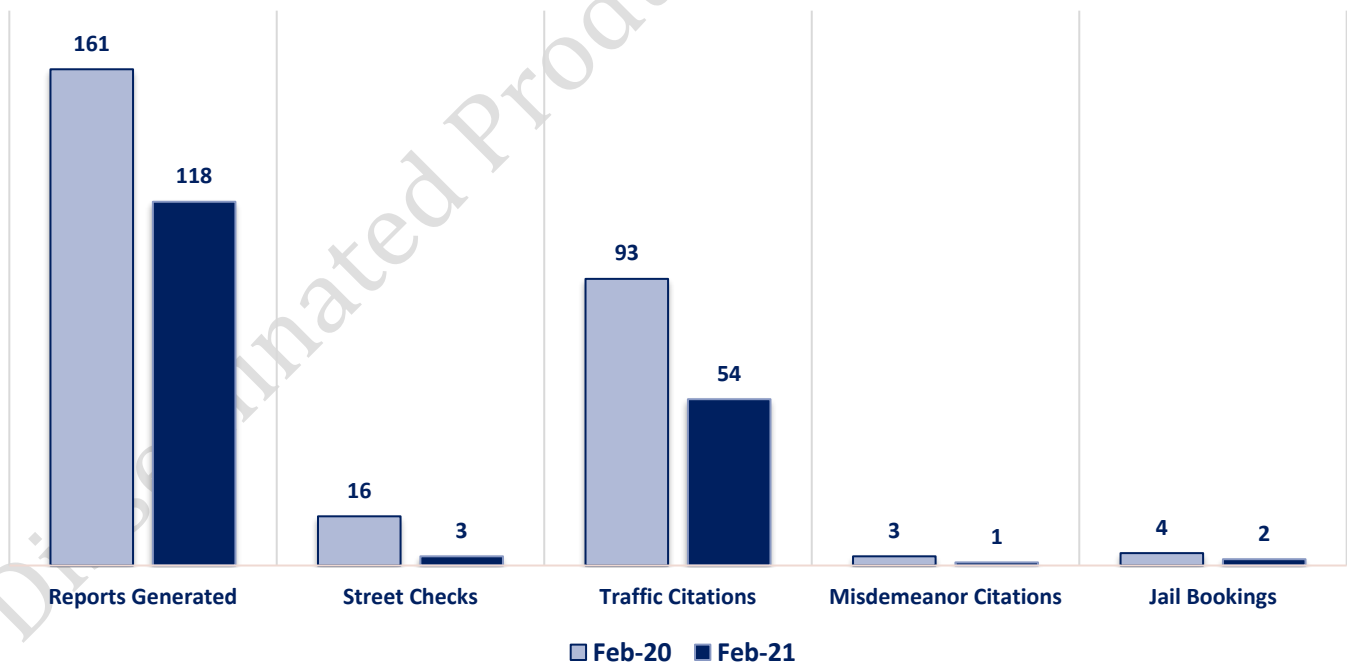
Part II Offenses



Non-UCR Offenses

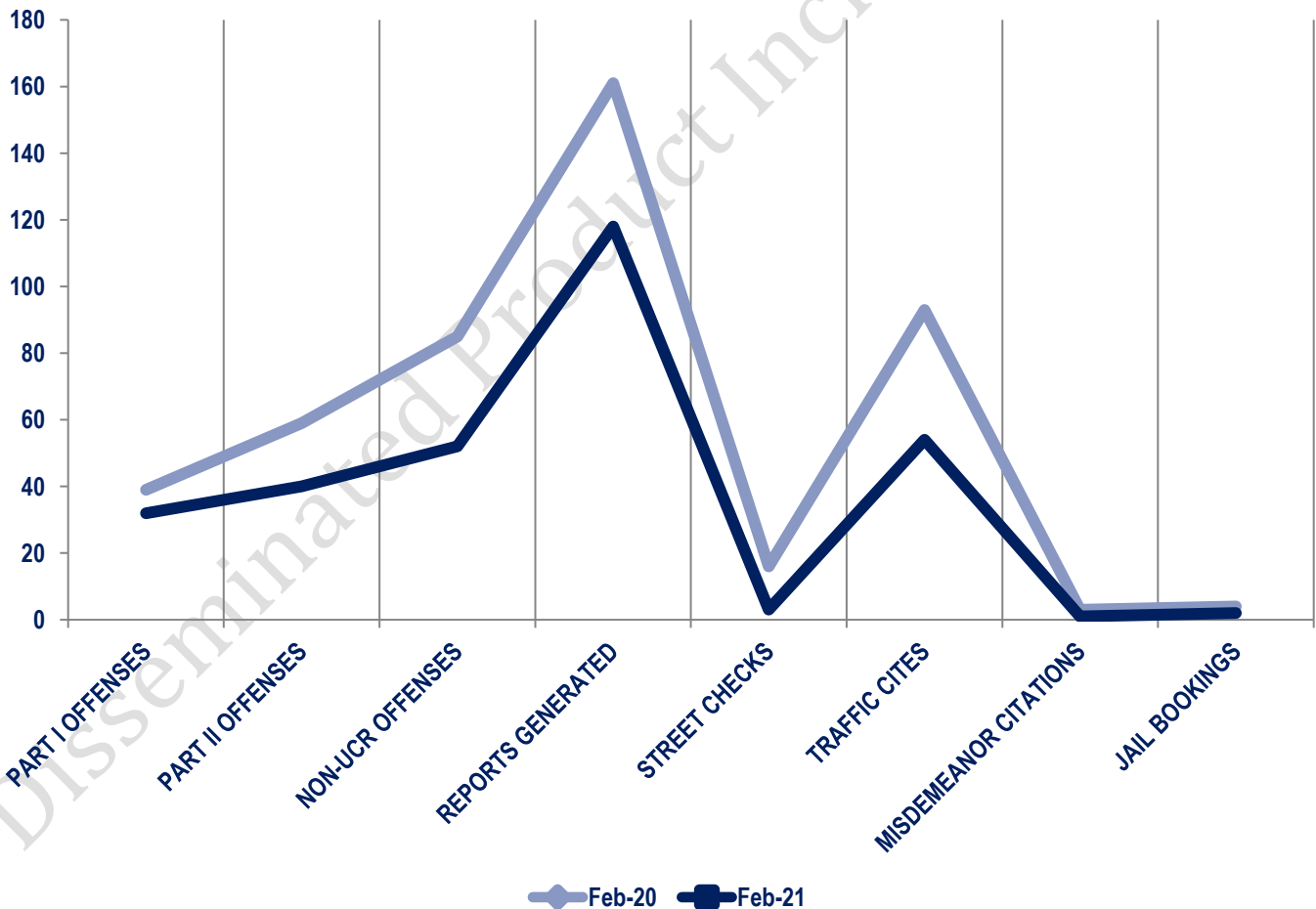


Other Event Totals



Combined Offense/Event Trends

	FEB 2020	FEB 2021
Part I Offenses	39	32
Part II Offenses	59	40
NonUCR Offenses	85	52
Reports Generated	161	118
Street Checks	16	3
Traffic Citations	93	54
Misdemeanor Citations	3	1
Jail Bookings	4	2

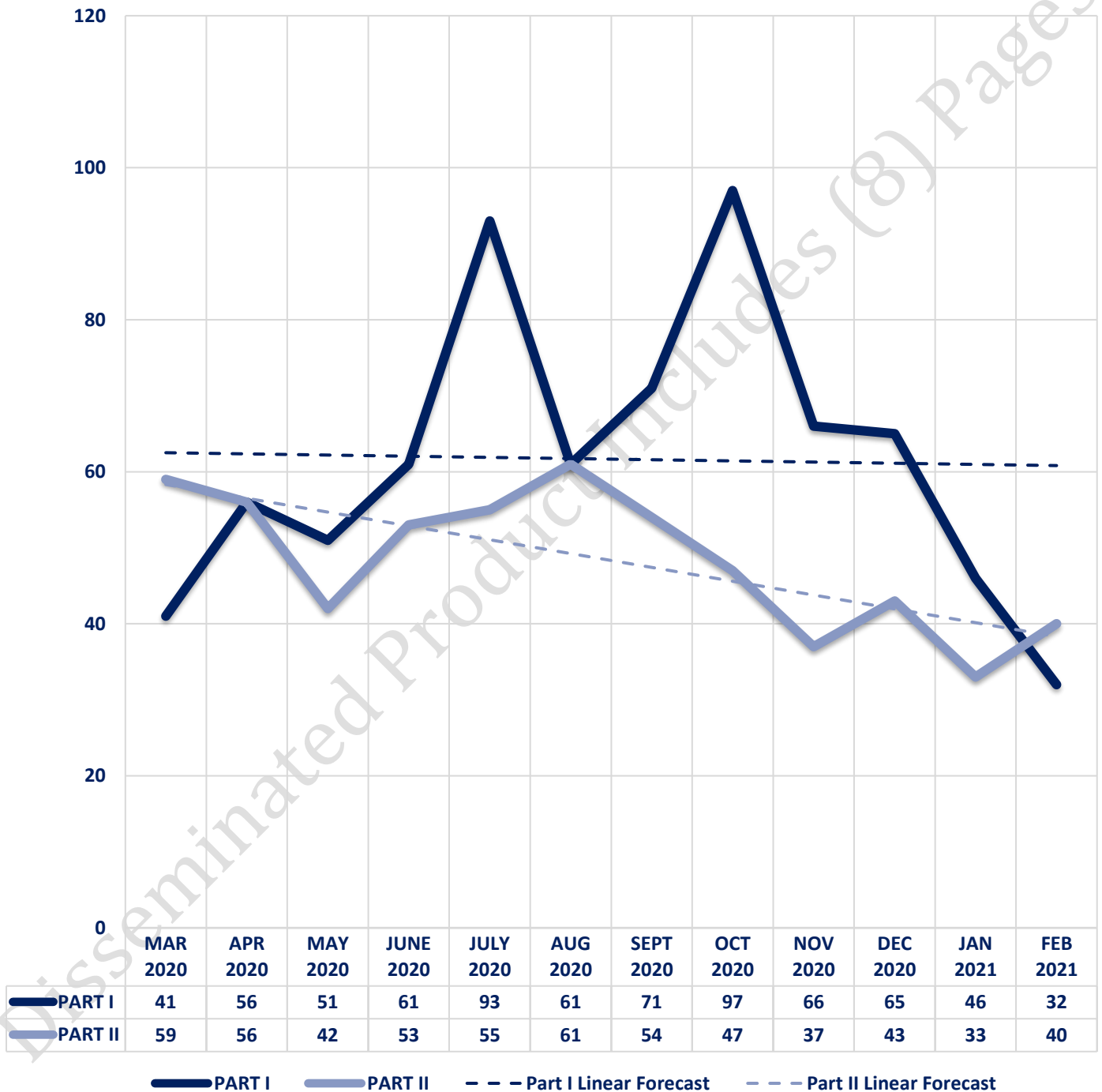


Seized Drugs

TYPE	DOSES	STREET VALUE
Cocaine	0.0	\$ -
Heroin	0.0	\$ -
Marijuana	0.0	\$ -
Hallucinogens	0.0	\$ -
Amphetamines	0.0	\$ -
TOTAL	0.0	\$ -

No Data

Part I & II Offenses - One Year





CITY COUNCIL DISTRICT #6 MONTHLY OFFENSE SUMMARY

March 2021

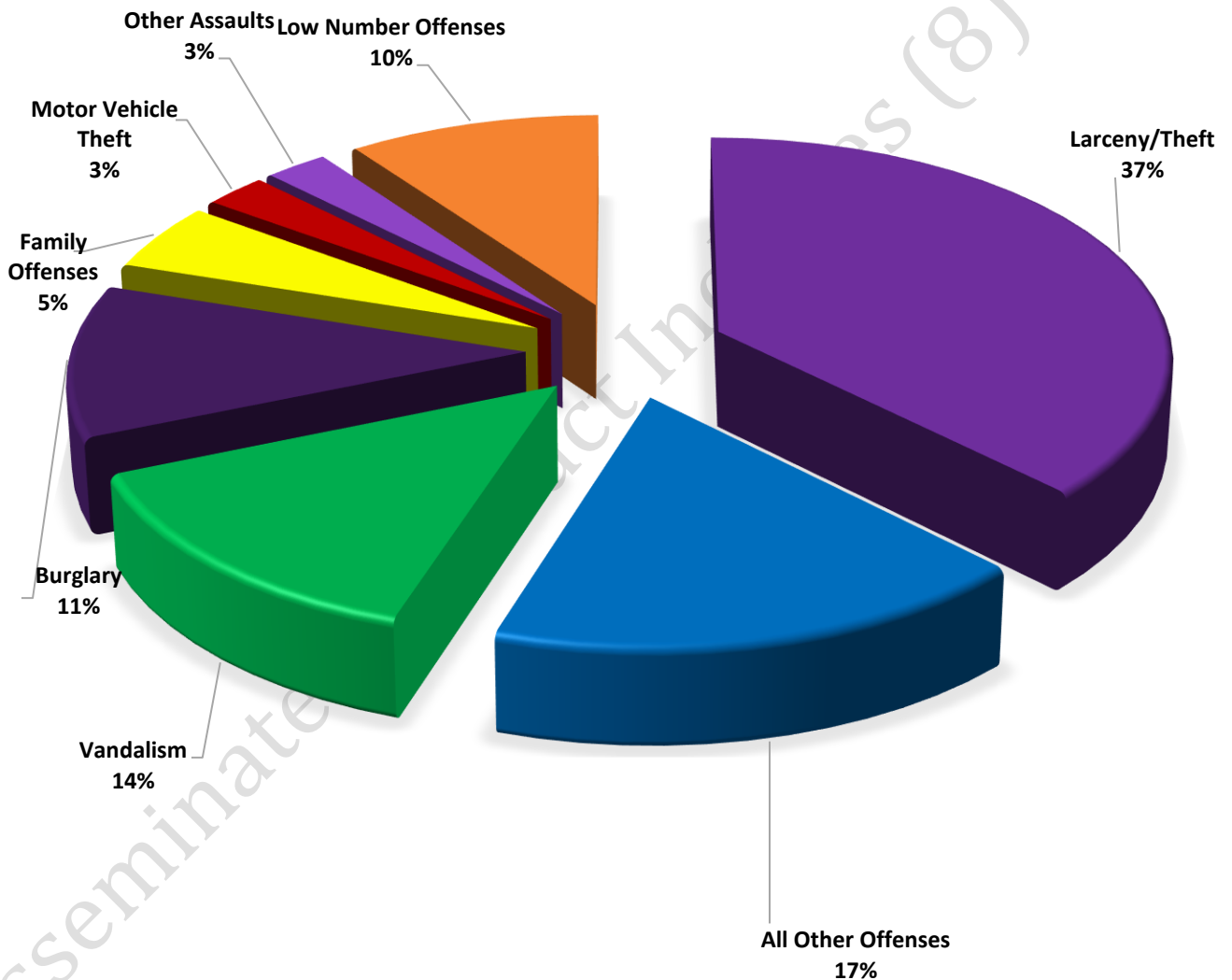
These figures represent preliminary counts of original Police Incident Reports and include all offenses within the above listed City Council District only. Full statistical analysis to determine the confidence level of this data has not been performed. The results contained herein are approximate in relation to the listed area and may not fully coincide with data shown in other areas of SLCPD's Crime Statistics page such as Calls for Service, Crimes Trending, and Crime Reports due to and reflective of departmental procedures that were in place at the time the event occurred and the date this data was compiled. Results displayed are not distinguished as attempted or completed crimes, do not include other calls for police service, and only represent police service where a report was made. Police Incident Reports are classified by primary offense categories as defined by the Uniform Crime Reporting (UCR) system, however for this report all offenses are included, and each incident may have more than one offense listed on it. In cases where there is more than one offense listed, all offenses are counted individually. Although every reasonable verification effort is made, the accuracy of any data is subject to the constraints of the report generation process as well as the manner, format, and point in time of any query.

PART I OFFENSES:	Chosen by the FBI as Part I Offenses because they are serious crimes that occur with regularity in all areas of the country and are likely to be reported to Police.
PART II OFFENSES:	All other crimes other than the eight Part I Offenses. The Uniform Crime Reporting Program gathers only arrest data for Part II Offenses, however, SLCPD results displayed in this document display all Part II Offenses, regardless of the presence of arrest data.
ALL OTHER OFFENSES:	Under the Part II Offense section, 'All Other Offenses' include Peeping Tom, Trespass, Kidnap/Abduction, Pornography, Extortion/Blackmail, Bribery, Warrants, Sexual Offenses, Obstruction, Public Peace, and Hit & Run.
NON-UCR OFFENSES:	Non-UCR Offenses include reports for all other offenses not classified as a Part I or Part II Offense. Results displayed separate some of these offenses such as Ambulance Calls, Deaths, Missing Persons, Suicides, Suspicious Activity, and Traffic Accidents.
ALL OTHER NON-UCR:	Under the Non-UCR category, 'All Other' include the remainder of offenses not classified as Part I or Part II and not separated from the Non-UCR Offenses. These include things such as Loud Parties, Barking Dogs, Mentally Ill Subjects, Citizen Assistance, etc.
LOW NUMBER OFFENSES:	On page two, in the interest of space and allowing for easier viewing, the category titled 'Low Number Offenses' include Part I and Part II Offenses from page one that have totals under the amount of 2.

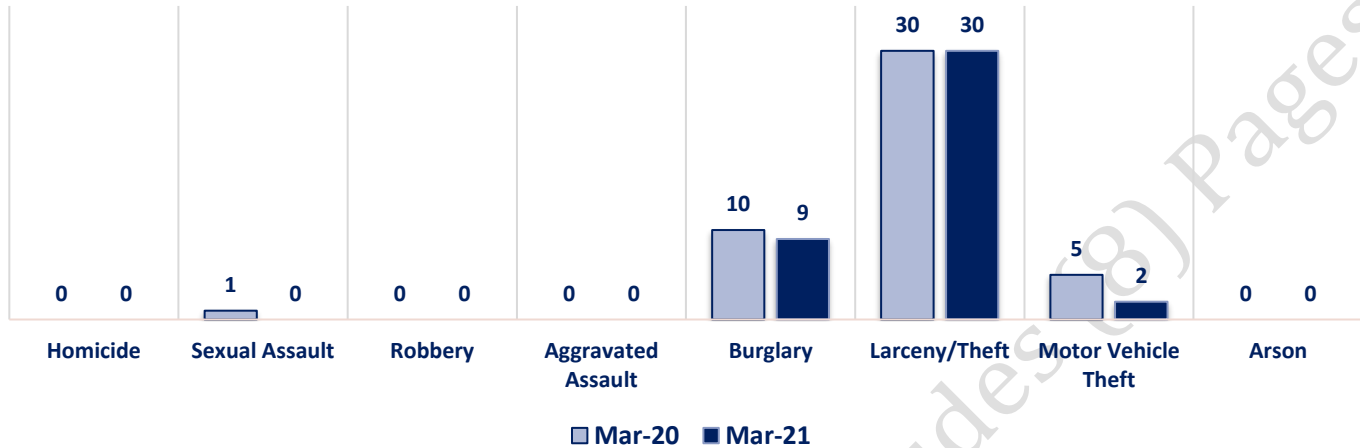
Offenses

PART I OFFENSES		OFFENSE		MAR 20	MAR 21	PART II OFFENSES					
		Homicide		0	0			Other Assaults		4	2
		Sexual Assault		1	0			Forgery/Counterfeit		1	1
		Robbery		0	0			Fraud		6	2
		Aggravated Assault		0	0			Embezzlement		0	0
		Burglary		10	9			Stolen Property		0	0
		Larceny/Theft		30	30			Vandalism		20	11
		Motor Vehicle Theft		5	2			Weapons		0	0
		Arson		0	0			Prostitution		0	0
		PART I TOTALS		46	41			Sex Offenses		2	1
NON-UCR OFFENSES		Ambulance Calls		3	4	Drug Abuse		0	1		
		Deaths		3	0	Gambling		0	0		
		Missing Persons		0	0	Family Offenses		7	4		
		Suicides		0	1	DUI		2	2		
		Suspicious Activity		5	7	Liquor Laws		0	0		
		Traffic Accidents		12	16	Drunkenness		1	0		
		All Other		35	24	Disorderly Conduct		1	1		
NON-UCR TOTALS		58	52	All Other Offenses		15	14				
PART I OFFENSES		46	41	Curfew/Loitering		0	0				
PART II OFFENSES		62	39	Runaway		3	0				
NON-UCR OFFENSES		58	52	PART II TOTALS		62	39				
TOTAL		166	132								

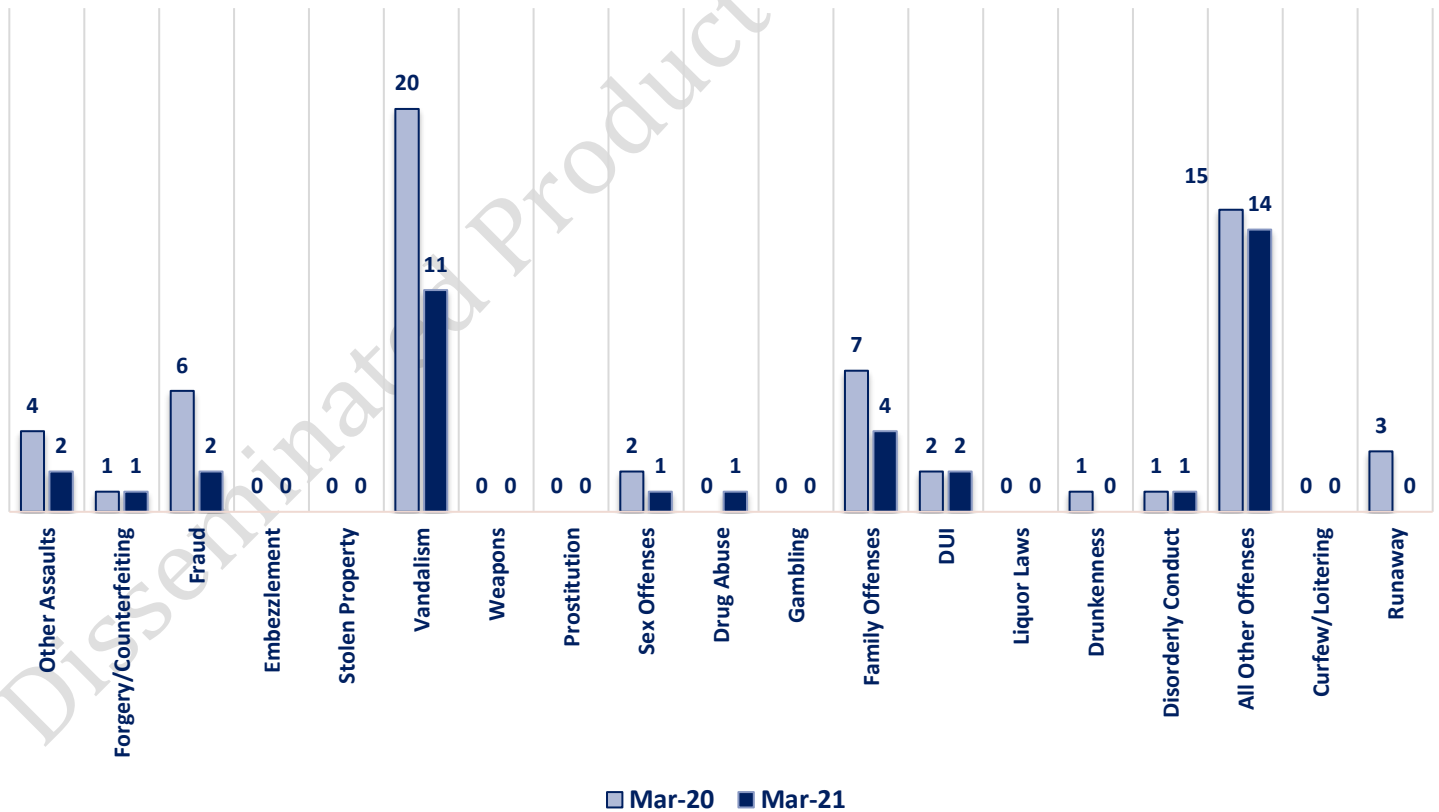
MARCH 2021 PART I & II OFFENSE PERCENTAGES



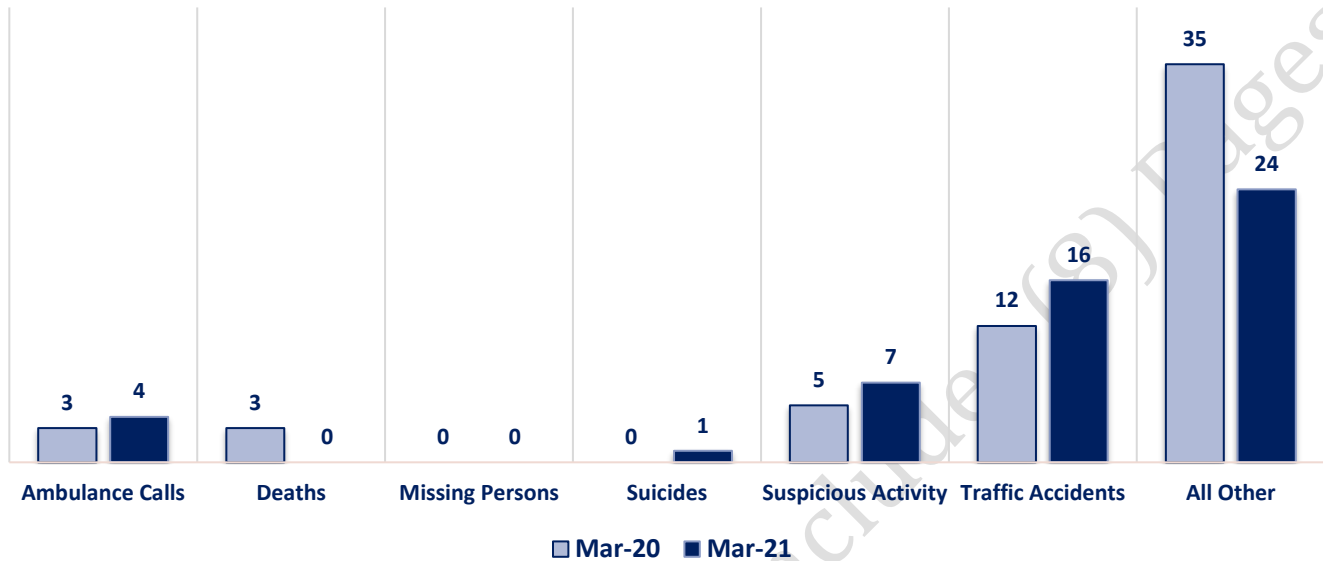
Part I Offenses



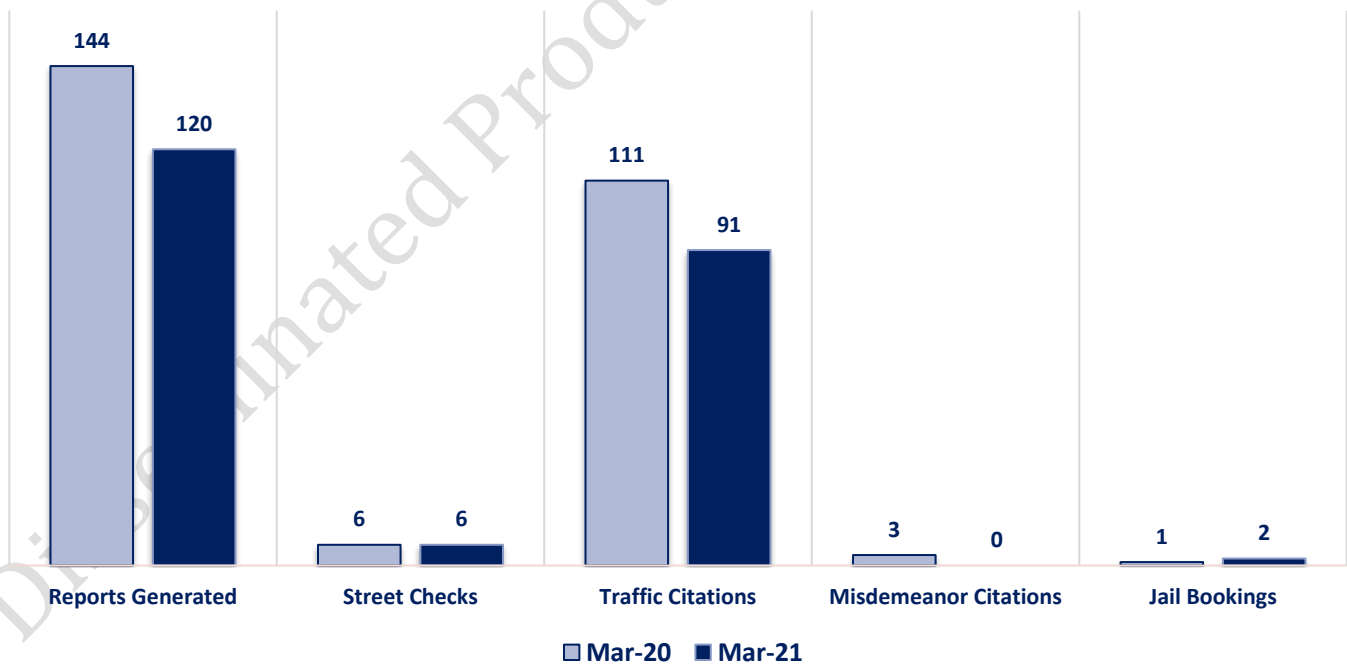
Part II Offenses



Non-UCR Offenses

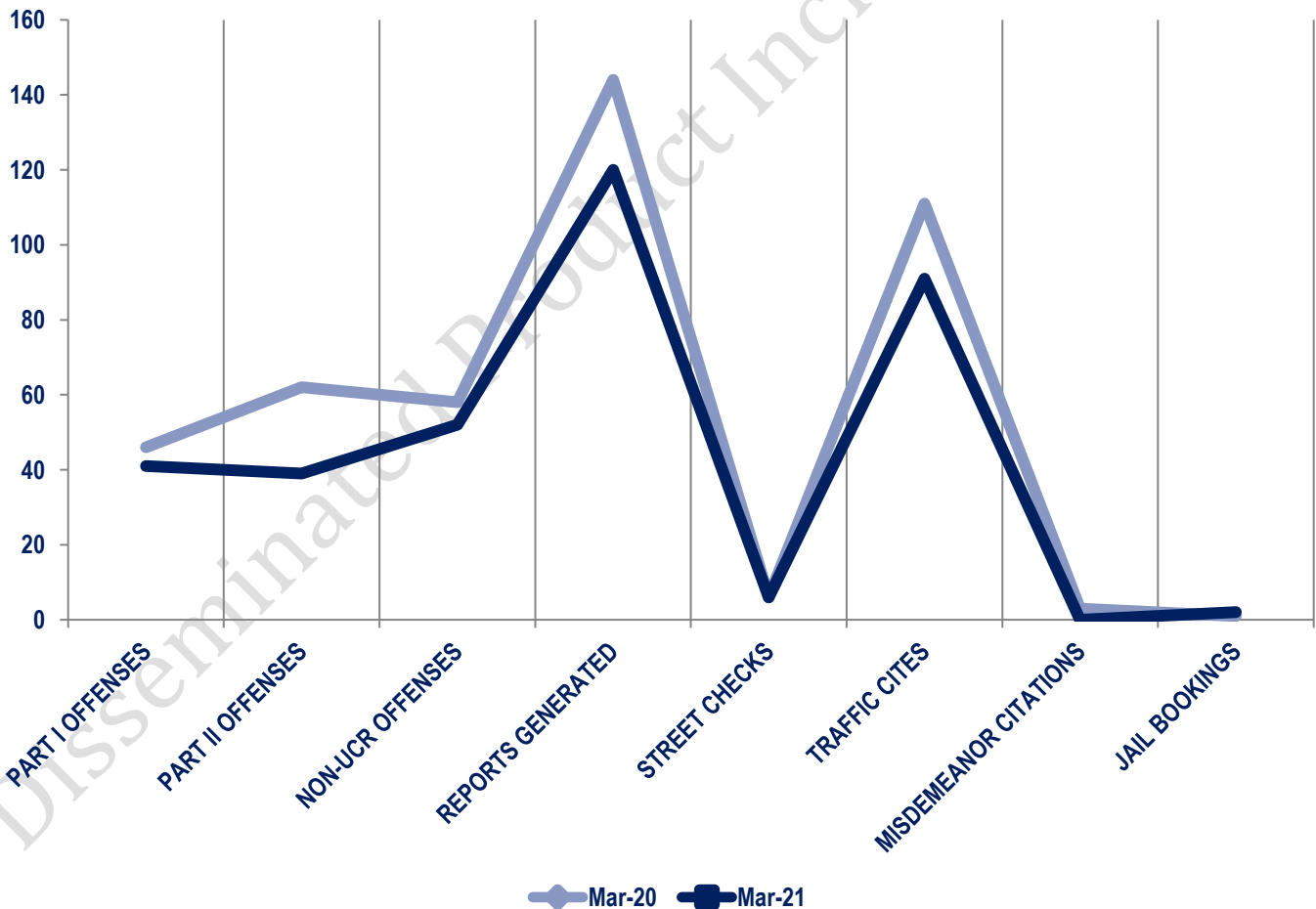


Other Event Totals



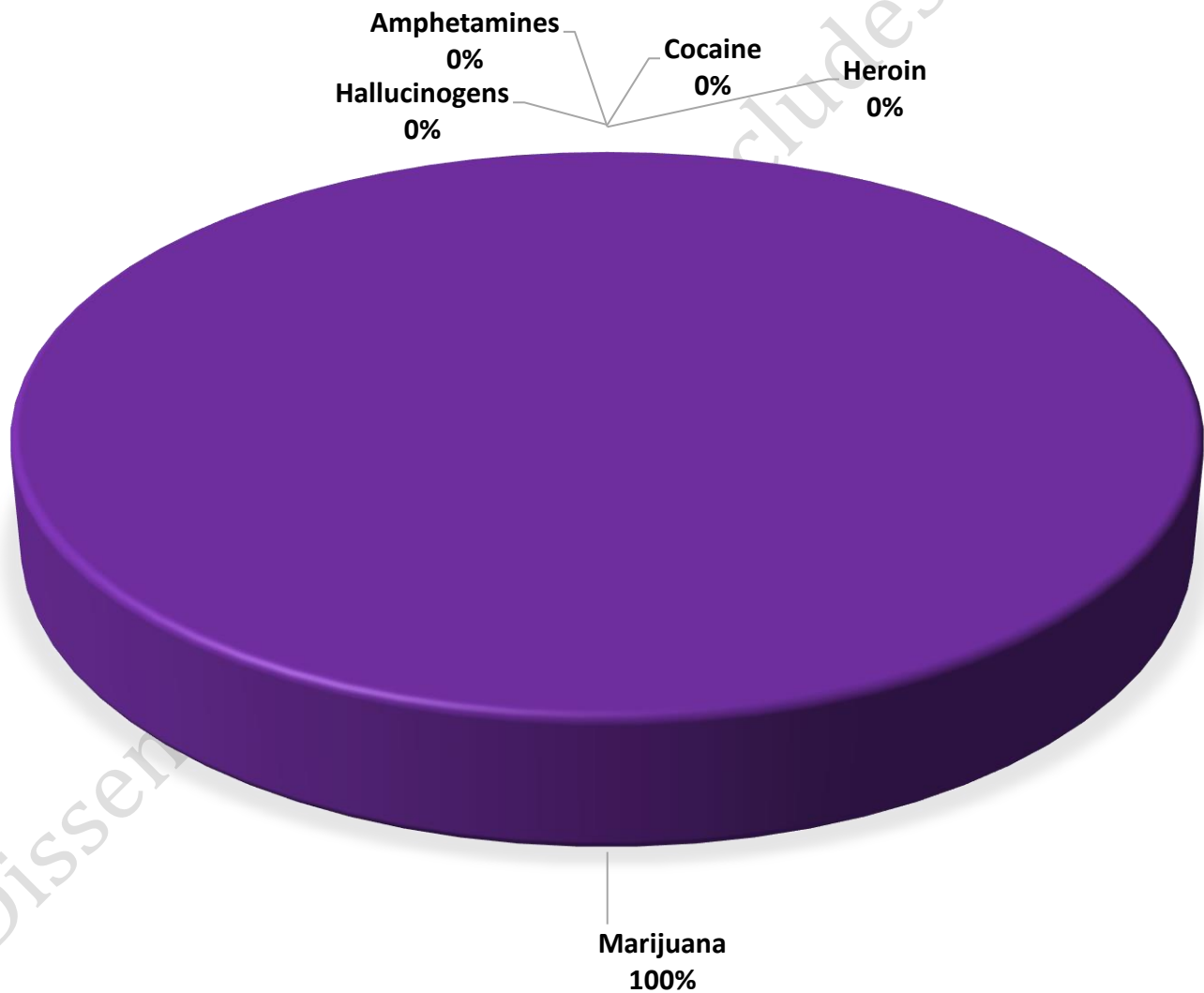
Combined Offense/Event Trends

	MAR 2020	MAR 2021
Part I Offenses	46	41
Part II Offenses	62	39
NonUCR Offenses	58	52
Reports Generated	144	120
Street Checks	6	6
Traffic Citations	111	91
Misdemeanor Citations	3	0
Jail Bookings	1	2

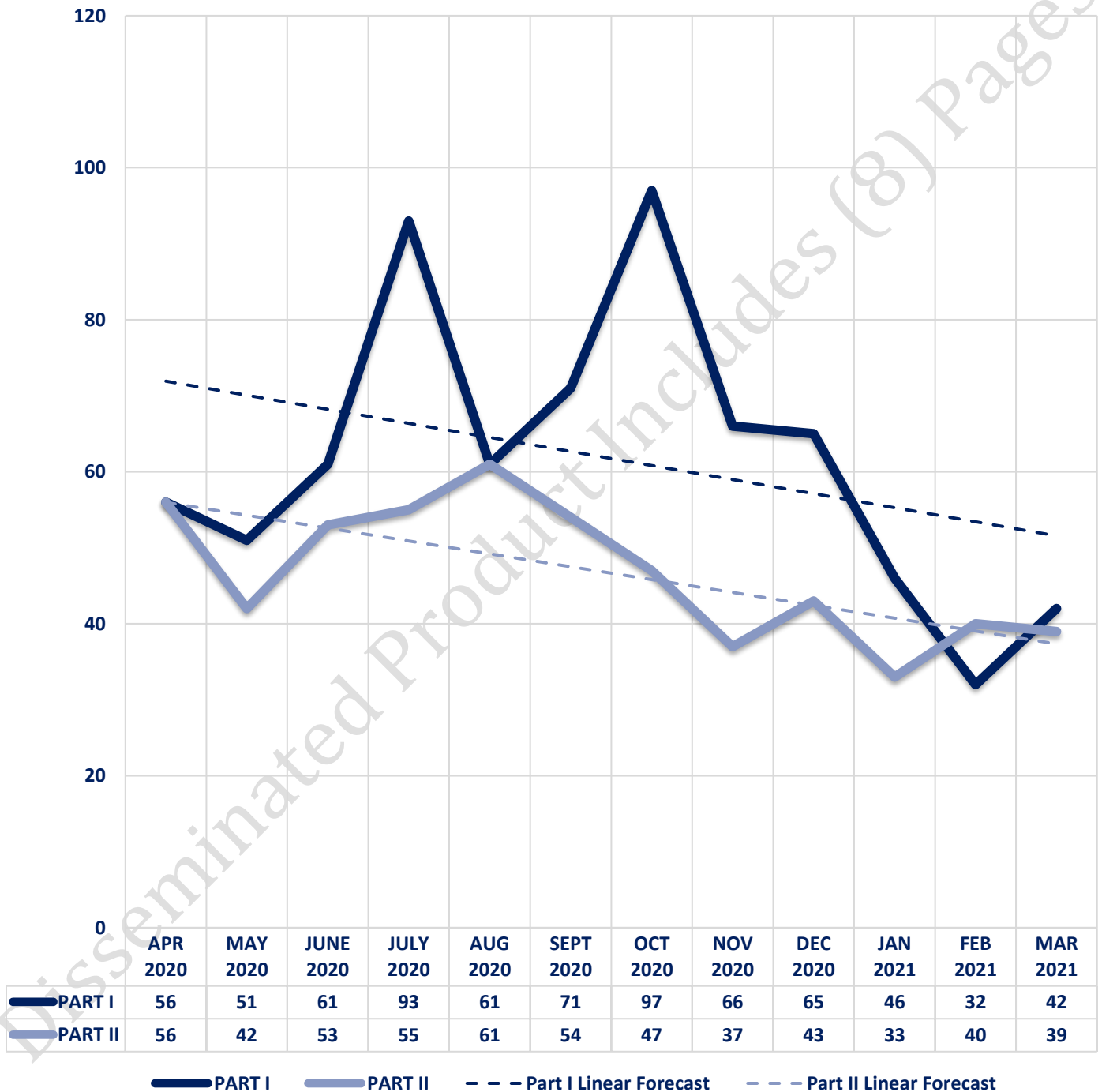


Seized Drugs

TYPE	DOSES	STREET VALUE
Cocaine	0.0	\$ -
Heroin	0.0	\$ -
Marijuana	761.9	\$ 4,571.51
Hallucinogens	0.0	\$ -
Amphetamines	0.0	\$ -
TOTAL	761.9	\$ 4,571.51



Part I & II Offenses - One Year





CITY COUNCIL DISTRICT #6

MONTHLY OFFENSE SUMMARY

April 2021

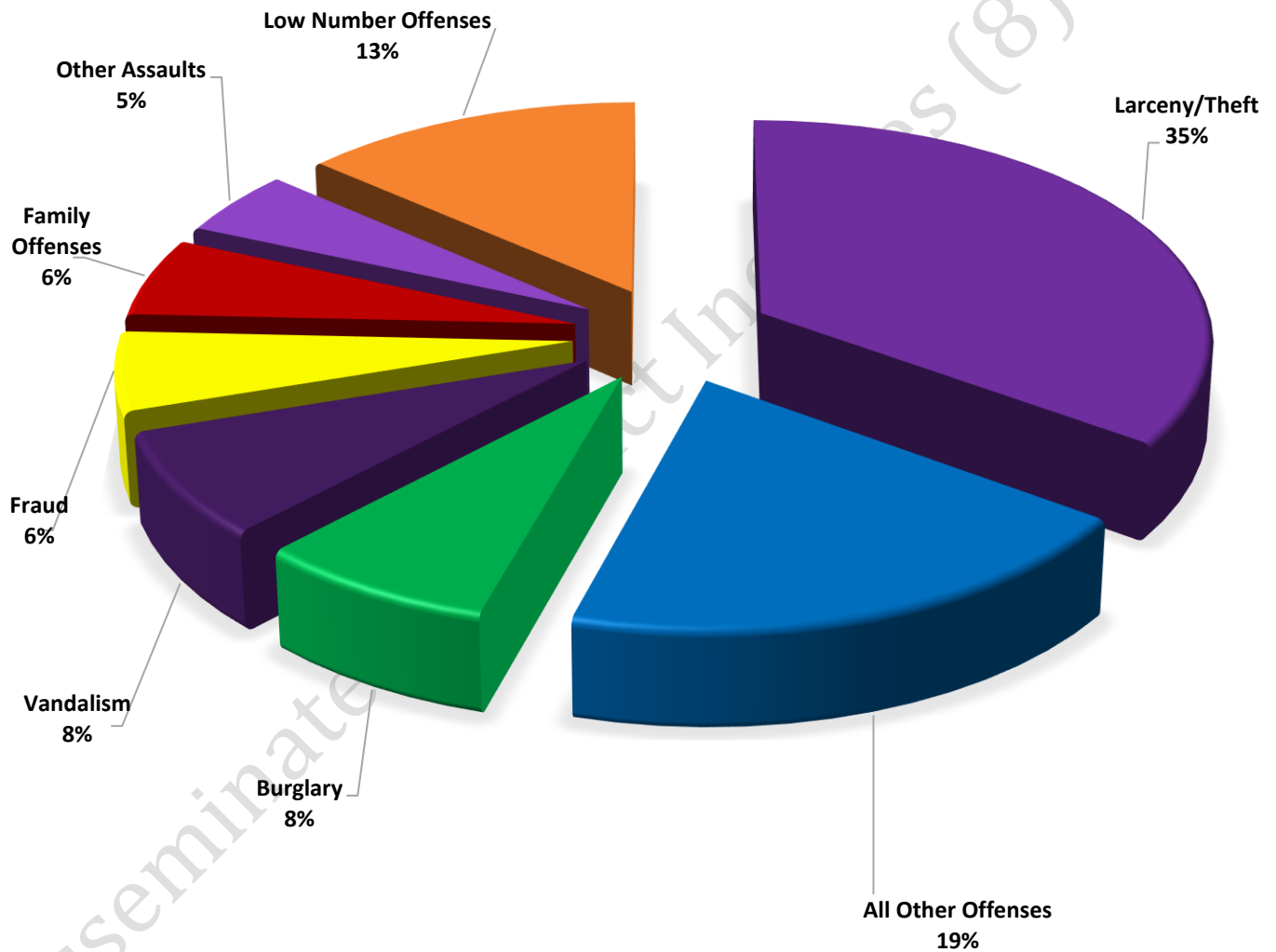
These figures represent preliminary counts of original Police Incident Reports and include all offenses within the above listed City Council District only. Full statistical analysis to determine the confidence level of this data has not been performed. The results contained herein are approximate in relation to the listed area and may not fully coincide with data shown in other areas of SLCPD's Crime Statistics page such as Calls for Service, Crimes Trending, and Crime Reports due to and reflective of departmental procedures that were in place at the time the event occurred and the date this data was compiled. Results displayed are not distinguished as attempted or completed crimes, do not include other calls for police service, and only represent police service where a report was made. Police Incident Reports are classified by primary offense categories as defined by the Uniform Crime Reporting (UCR) system, however for this report all offenses are included, and each incident may have more than one offense listed on it. In cases where there is more than one offense listed, all offenses are counted individually. Although every reasonable verification effort is made, the accuracy of any data is subject to the constraints of the report generation process as well as the manner, format, and point in time of any query.

PART I OFFENSES:	Chosen by the FBI as Part I Offenses because they are serious crimes that occur with regularity in all areas of the country and are likely to be reported to Police.
PART II OFFENSES:	All other crimes other than the eight Part I Offenses. The Uniform Crime Reporting Program gathers only arrest data for Part II Offenses, however, SLCPD results displayed in this document display all Part II Offenses, regardless of the presence of arrest data.
ALL OTHER OFFENSES:	Under the Part II Offense section, 'All Other Offenses' include Peeping Tom, Trespass, Kidnap/Abduction, Pornography, Extortion/Blackmail, Bribery, Warrants, Sexual Offenses, Obstruction, Public Peace, and Hit & Run.
NON-UCR OFFENSES:	Non-UCR Offenses include reports for all other offenses not classified as a Part I or Part II Offense. Results displayed separate some of these offenses such as Ambulance Calls, Deaths, Missing Persons, Suicides, Suspicious Activity, and Traffic Accidents.
ALL OTHER NON-UCR:	Under the Non-UCR category, 'All Other' include the remainder of offenses not classified as Part I or Part II and not separated from the Non-UCR Offenses. These include things such as Loud Parties, Barking Dogs, Mentally Ill Subjects, Citizen Assistance, etc.
LOW NUMBER OFFENSES:	On page two, in the interest of space and allowing for easier viewing, the category titled 'Low Number Offenses' include Part I and Part II Offenses from page one that have totals under the amount of 5.

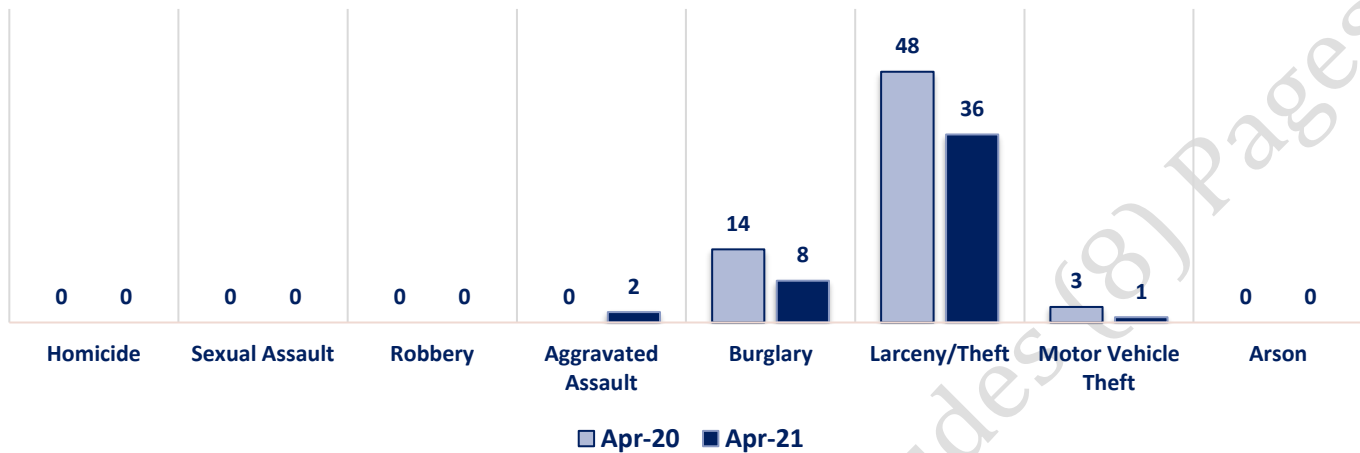
Offenses

		PART I OFFENSES			PART II OFFENSES		
		OFFENSE	APR 20	APR 21	OFFENSE	APR 20	APR 21
PART I OFFENSES	VIOLENT	Homicide	0	0	Other Assaults	7	5
		Sexual Assault	0	0	Forgery/Counterfeit	2	1
		Robbery	0	0	Fraud	12	6
		Aggravated Assault	0	2	Embezzlement	0	0
		Burglary	14	8	Stolen Property	1	3
	PROPERTY	Larceny/Theft	48	36	Vandalism	10	8
		Motor Vehicle Theft	3	1	Weapons	0	0
		Arson	0	0	Prostitution	0	0
		PART I TOTALS	65	47	Sex Offenses	1	0
					Drug Abuse	4	5
NON-UCR OFFENSES	Deaths	2	1	Gambling	0	0	
	Missing Persons	1	1	Family Offenses	6	6	
	Suicides	0	0	DUI	0	1	
	Suspicious Activity	2	10	Liquor Laws	0	0	
	Traffic Accidents	4	16	Drunkenness	0	0	
	All Other	27	35	Disorderly Conduct	0	1	
	NON-UCR TOTALS	38	63	All Other Offenses	13	20	
	PART I OFFENSES	65	47	Curfew/Loitering	0	0	
TOTALS	PART II OFFENSES	56	56	Runaway	0	0	
	NON-UCR OFFENSES	38	63	PART II TOTALS	56	56	
	TOTAL	159	166				

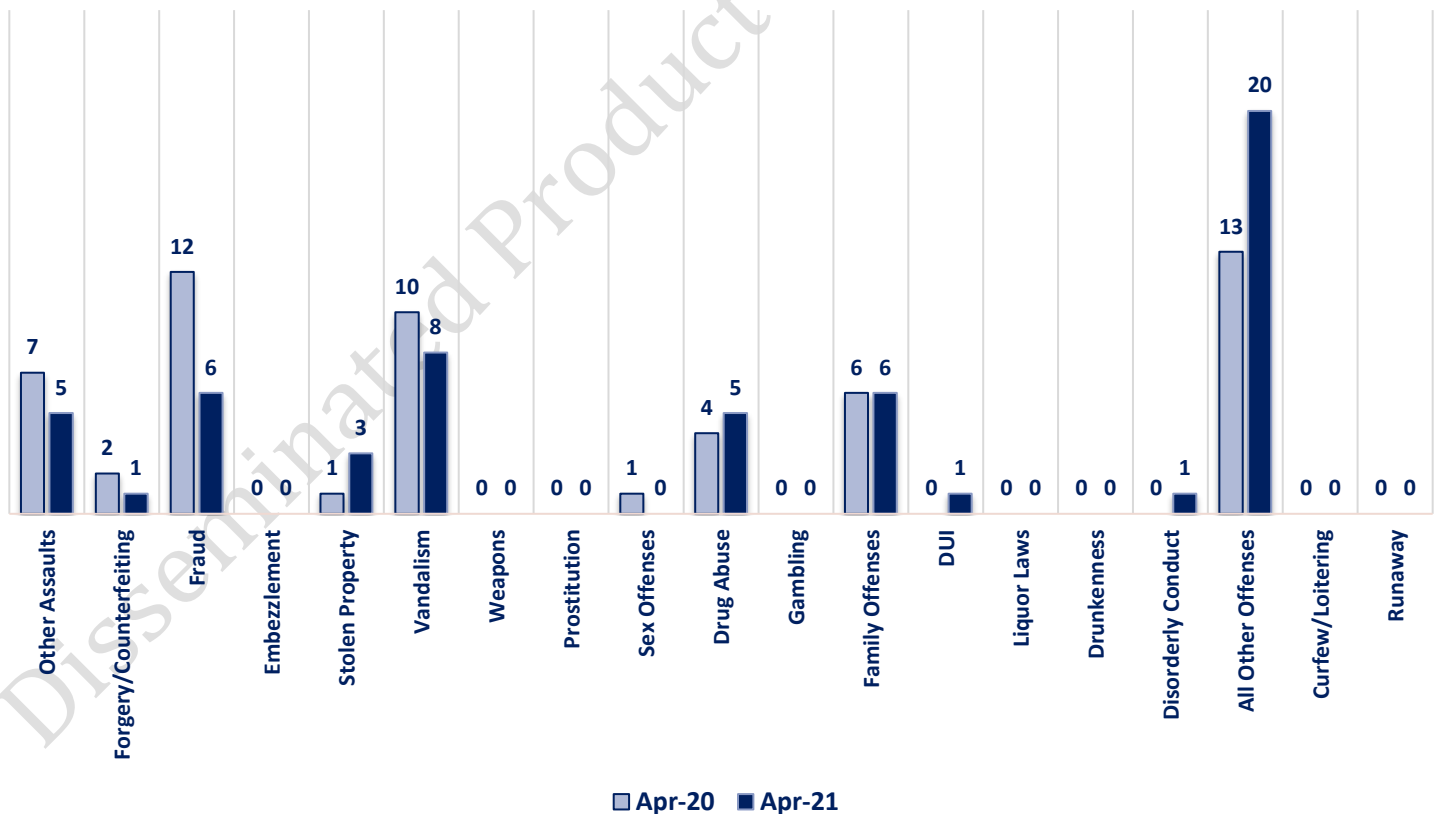
APRIL 2021- PART I & II OFFENSE PERCENTAGES



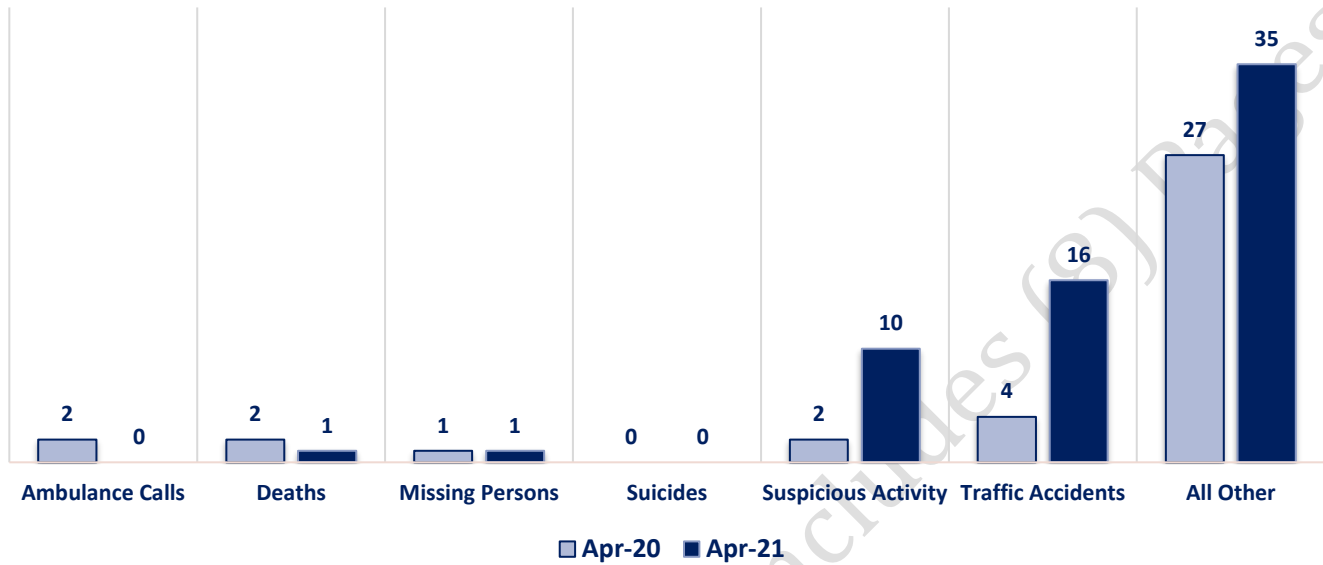
Part I Offenses



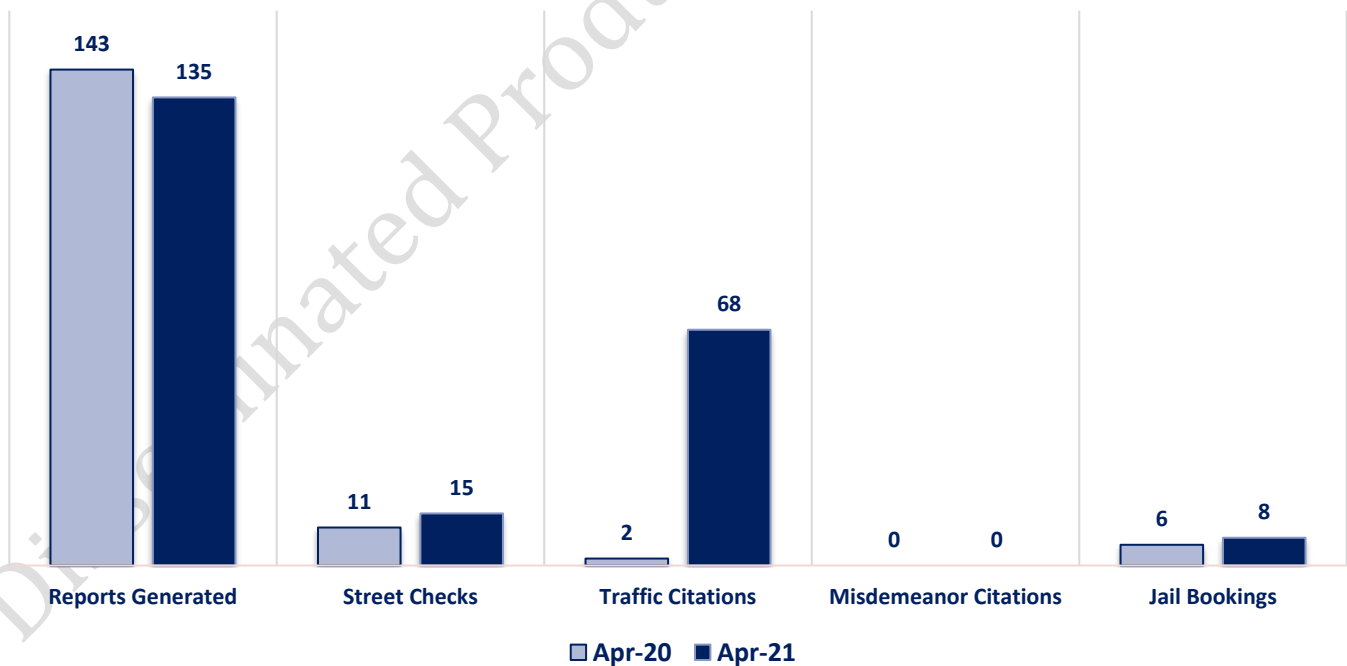
Part II Offenses



Non-UCR Offenses

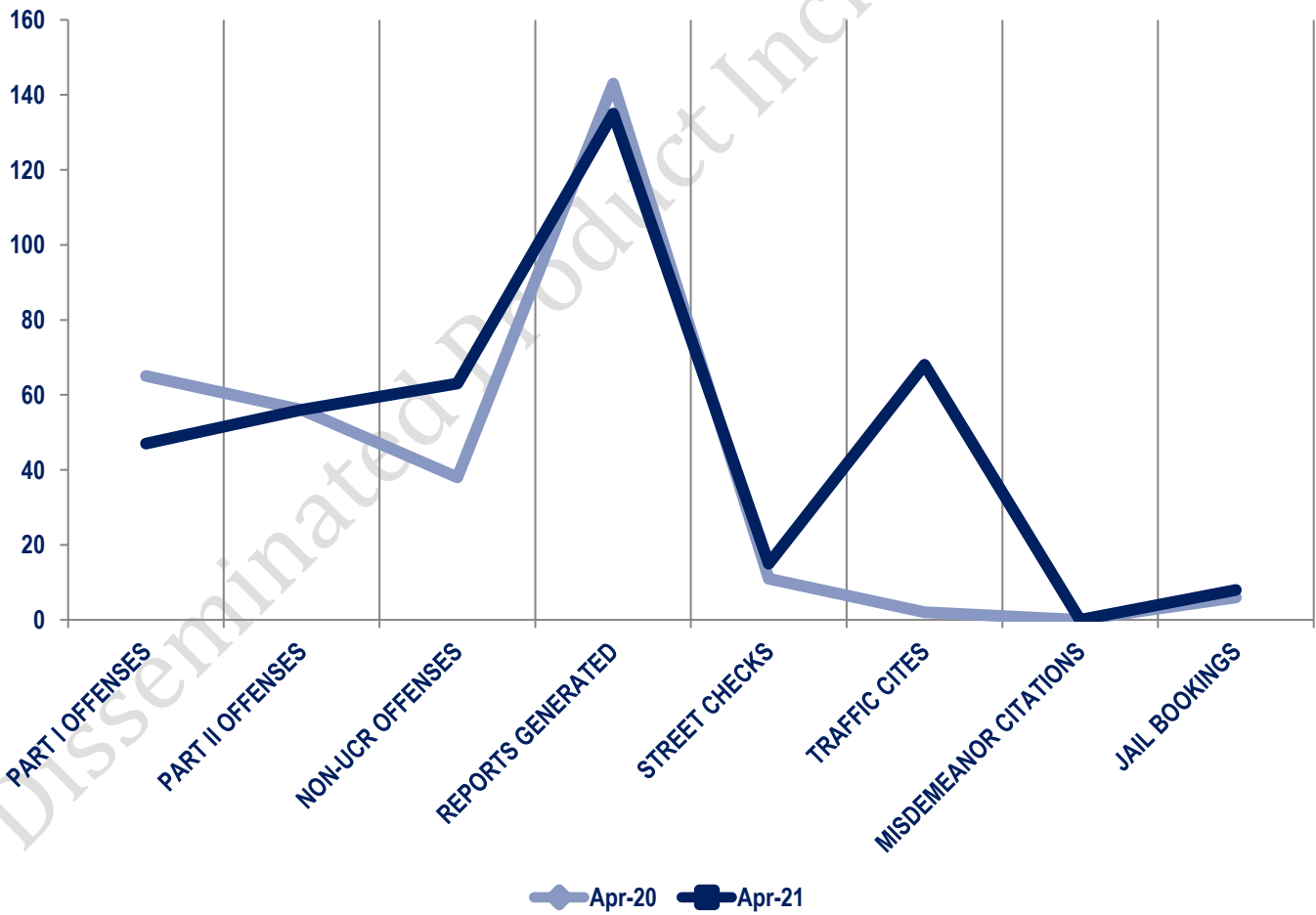


Other Event Totals



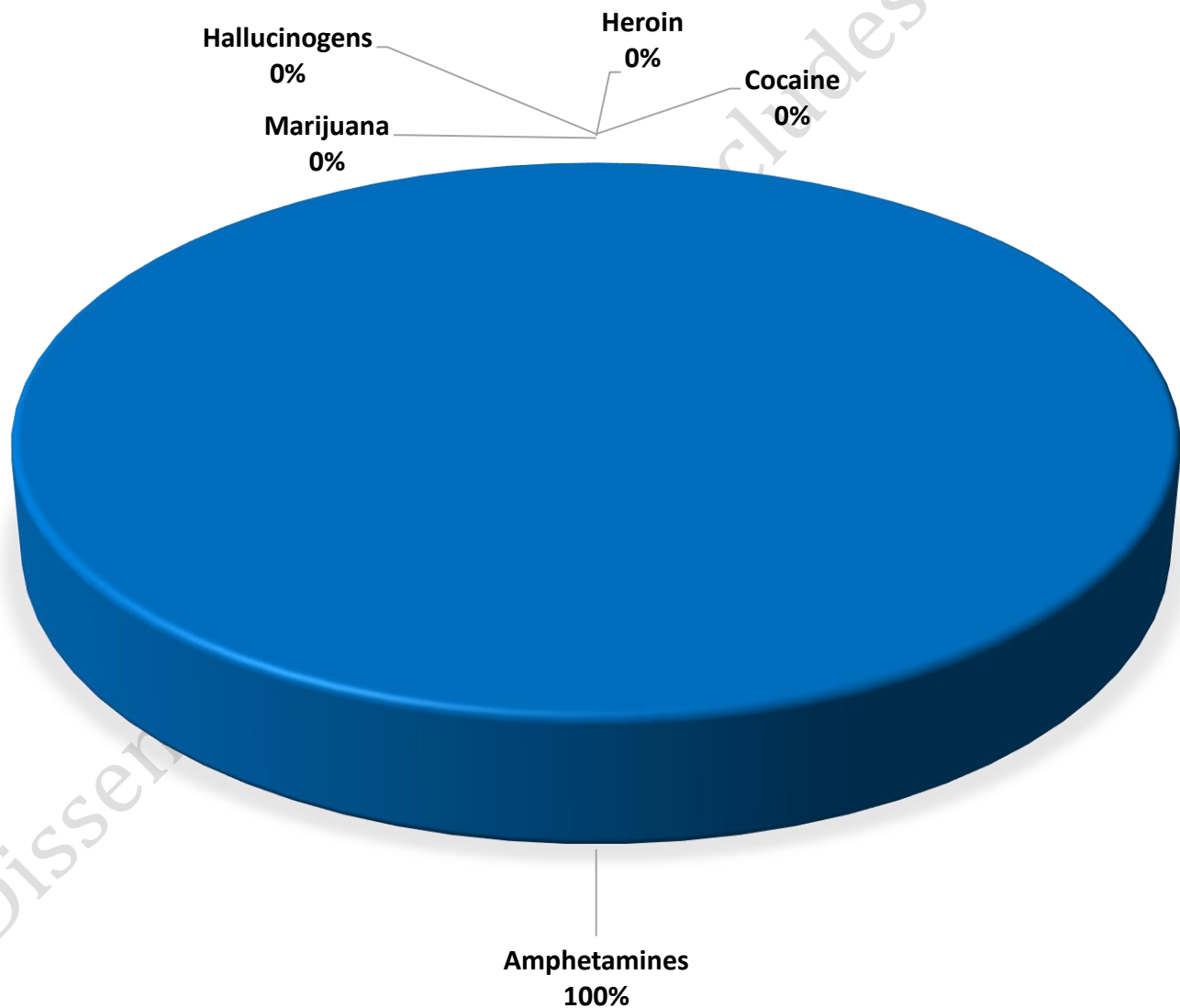
Combined Offense/Event Trends

	APR 2020	APR 2021
Part I Offenses	65	47
Part II Offenses	56	56
NonUCR Offenses	38	63
Reports Generated	143	135
Street Checks	11	15
Traffic Citations	2	68
Misdemeanor Citations	0	0
Jail Bookings	6	8

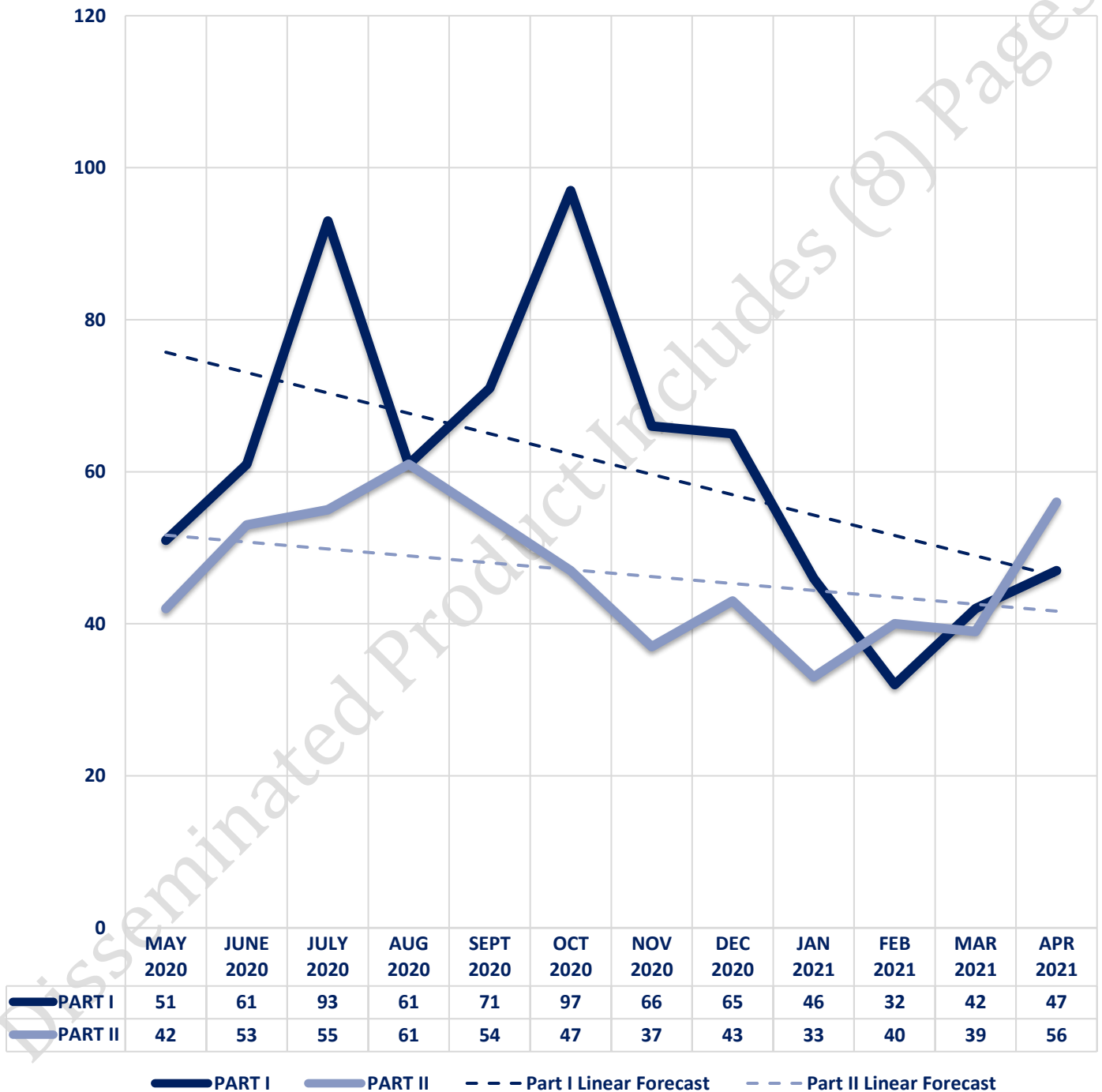


Seized Drugs

TYPE	DOSES	STREET VALUE
Cocaine	0.0	\$ -
Heroin	0.0	\$ -
Marijuana	0.0	\$ -
Hallucinogens	0.0	\$ -
Amphetamines	136.0	\$ 1,360.00
TOTAL	136.0	\$ 1,360.00



Part I & II Offenses - One Year





CITY COUNCIL DISTRICT #6

MONTHLY OFFENSE SUMMARY

MAY 2021

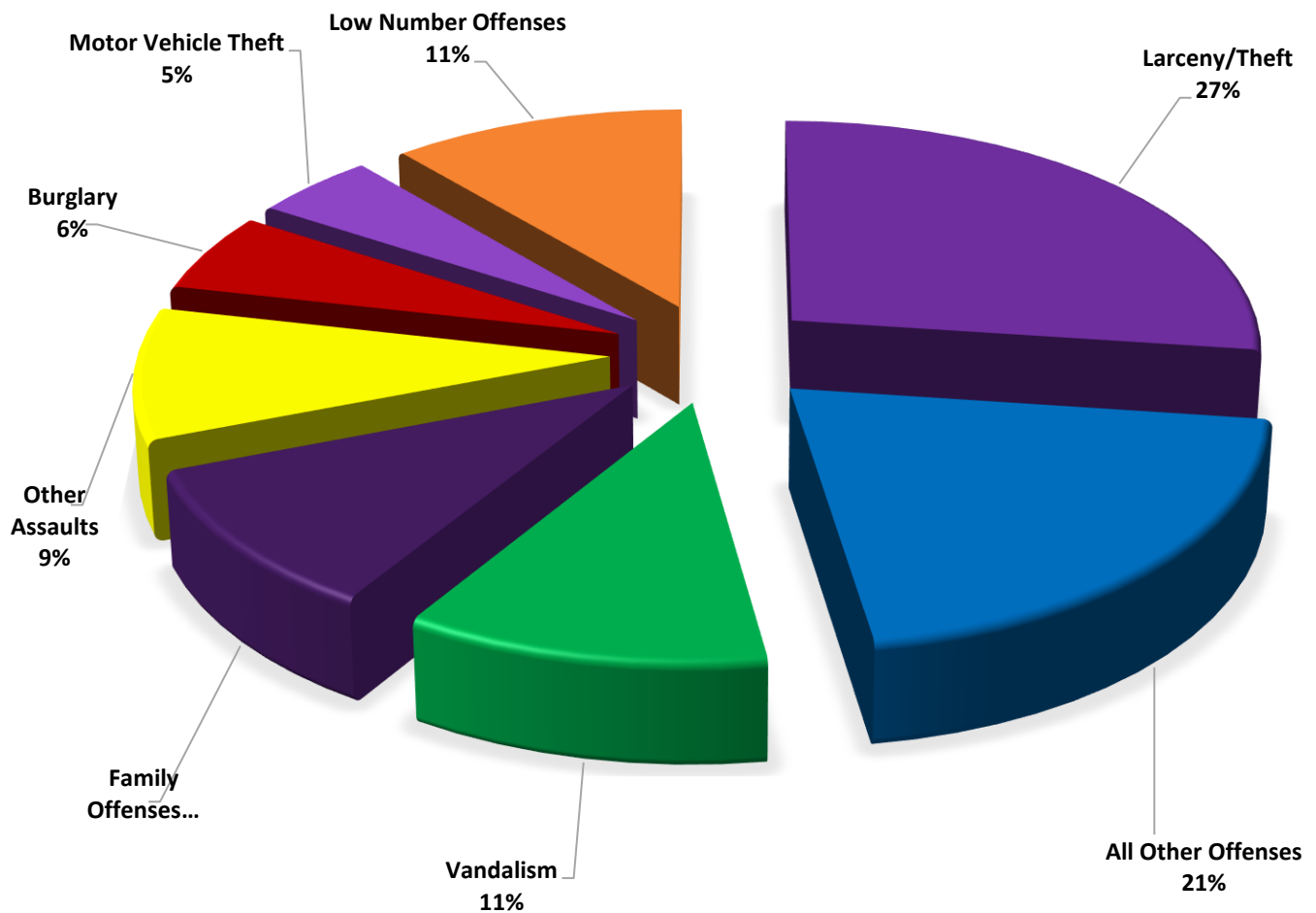
These figures represent preliminary counts of original Police Incident Reports and include all offenses within the above listed City Council District only. Full statistical analysis to determine the confidence level of this data has not been performed. The results contained herein are approximate in relation to the listed area and may not fully coincide with data shown in other areas of SLCPD's Crime Statistics page such as Calls for Service, Crimes Trending, and Crime Reports due to and reflective of departmental procedures that were in place at the time the event occurred and the date this data was compiled. Results displayed are not distinguished as attempted or completed crimes, do not include other calls for police service, and only represent police service where a report was made. Police Incident Reports are classified by primary offense categories as defined by the Uniform Crime Reporting (UCR) system, however for this report all offenses are included, and each incident may have more than one offense listed on it. In cases where there is more than one offense listed, all offenses are counted individually. Although every reasonable verification effort is made, the accuracy of any data is subject to the constraints of the report generation process as well as the manner, format, and point in time of any query.

PART I OFFENSES:	Chosen by the FBI as Part I Offenses because they are serious crimes that occur with regularity in all areas of the country and are likely to be reported to Police.
PART II OFFENSES:	All other crimes other than the eight Part I Offenses. The Uniform Crime Reporting Program gathers only arrest data for Part II Offenses, however, SLCPD results displayed in this document display all Part II Offenses, regardless of the presence of arrest data.
ALL OTHER OFFENSES:	Under the Part II Offense section, 'All Other Offenses' include Peeping Tom, Trespass, Kidnap/Abduction, Pornography, Extortion/Blackmail, Bribery, Warrants, Sexual Offenses, Obstruction, Public Peace, and Hit & Run.
NON-UCR OFFENSES:	Non-UCR Offenses include reports for all other offenses not classified as a Part I or Part II Offense. Results displayed separate some of these offenses such as Ambulance Calls, Deaths, Missing Persons, Suicides, Suspicious Activity, and Traffic Accidents.
ALL OTHER NON-UCR:	Under the Non-UCR category, 'All Other' include the remainder of offenses not classified as Part I or Part II and not separated from the Non-UCR Offenses. These include things such as Loud Parties, Barking Dogs, Mentally Ill Subjects, Citizen Assistance, etc.
LOW NUMBER OFFENSES:	On page two, in the interest of space and allowing for easier viewing, the category titled 'Low Number Offenses' include Part I and Part II Offenses from page one that have totals under the amount of 3.

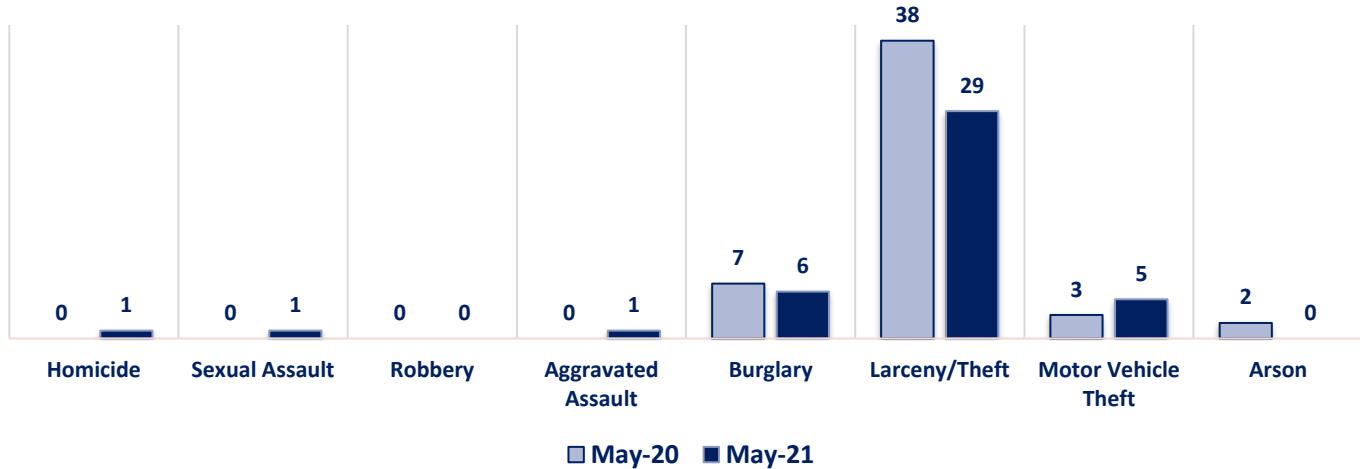
Offenses

PART I OFFENSES	OFFENSE	MAY 20	MAY 21	OFFENSE	MAY 20	MAY 21	PART II OFFENSES
	Homicide	0	1	Other Assaults	5	10	
	Sexual Assault	0	1	Forgery/Counterfeit	1	3	
	Robbery	0	0	Fraud	4	2	
	Aggravated Assault	0	1	Embezzlement	0	0	
	Burglary	7	6	Stolen Property	2	0	
	Larceny/Theft	38	29	Vandalism	11	12	
	Motor Vehicle Theft	3	5	Weapons	0	0	
NON-UCR OFFENSES	Arson	2	0	Prostitution	0	0	
	PART I TOTALS	50	43	Sex Offenses	0	0	
	Ambulance Calls	8	2	Drug Abuse	2	0	
	Deaths	2	0	Gambling	0	0	
	Missing Persons	0	1	Family Offenses	1	11	
	Suicides	0	0	DUI	0	1	
	Suspicious Activity	4	4	Liquor Laws	0	0	
	Traffic Accidents	12	18	Drunkenness	0	1	
TOTALS	All Other	25	43	Disorderly Conduct	2	2	
	NON-UCR TOTALS	51	68	All Other Offenses	14	22	
	PART I OFFENSES	50	43	Curfew/Loitering	0	0	
	PART II OFFENSES	43	64	Runaway	1	0	
	NON-UCR OFFENSES	51	68	PART II TOTALS	43	64	
	TOTAL	144	175				

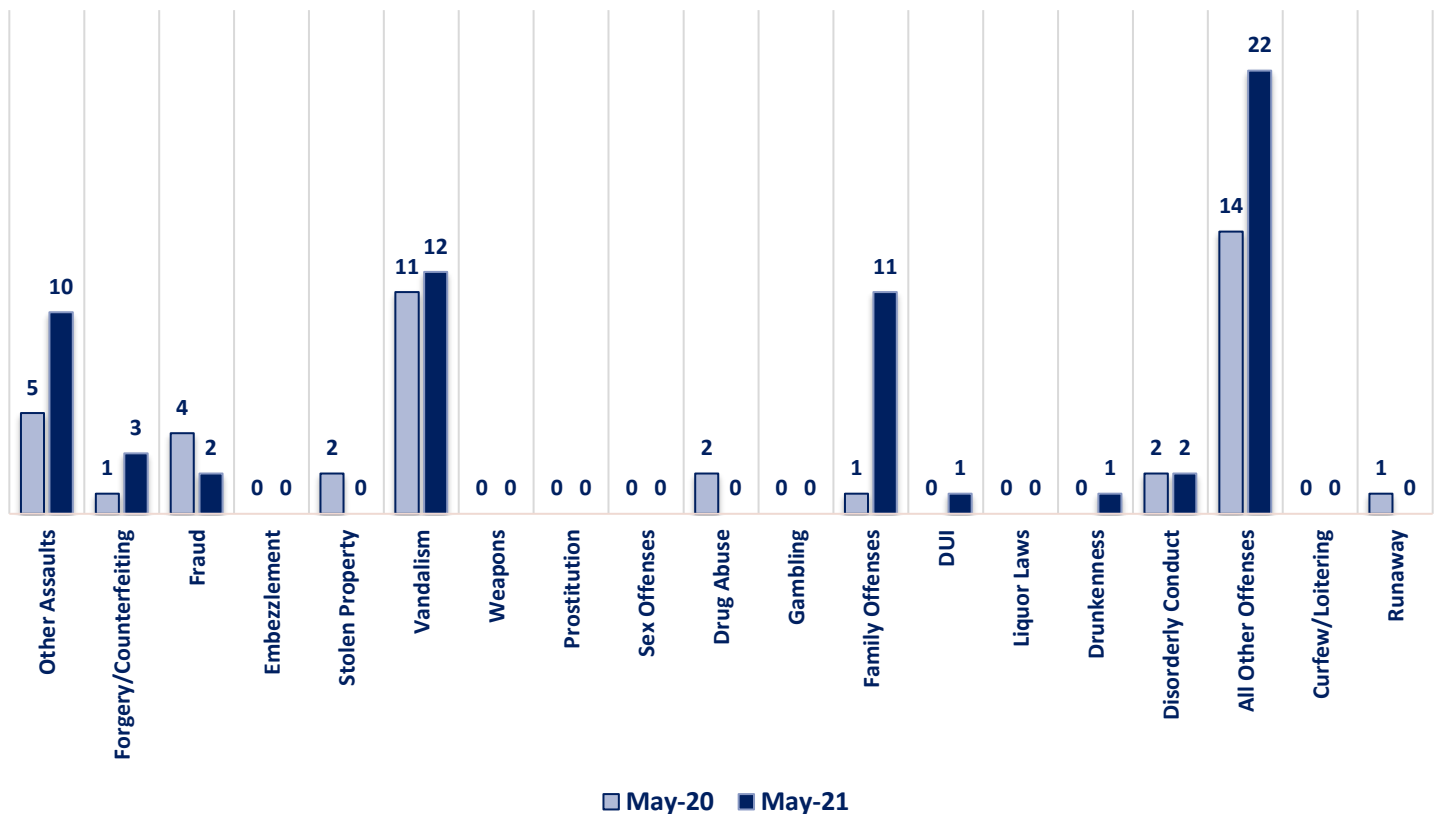
MAY 2021 - PART I & II OFFENSE PERCENTAGES



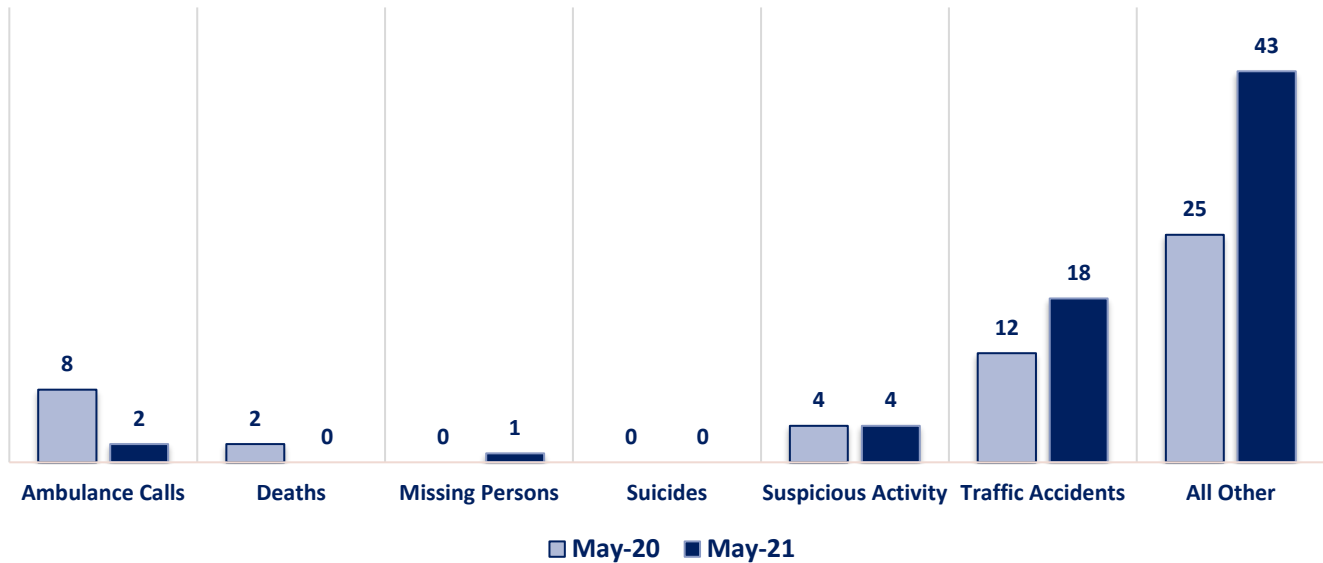
Part I Offenses



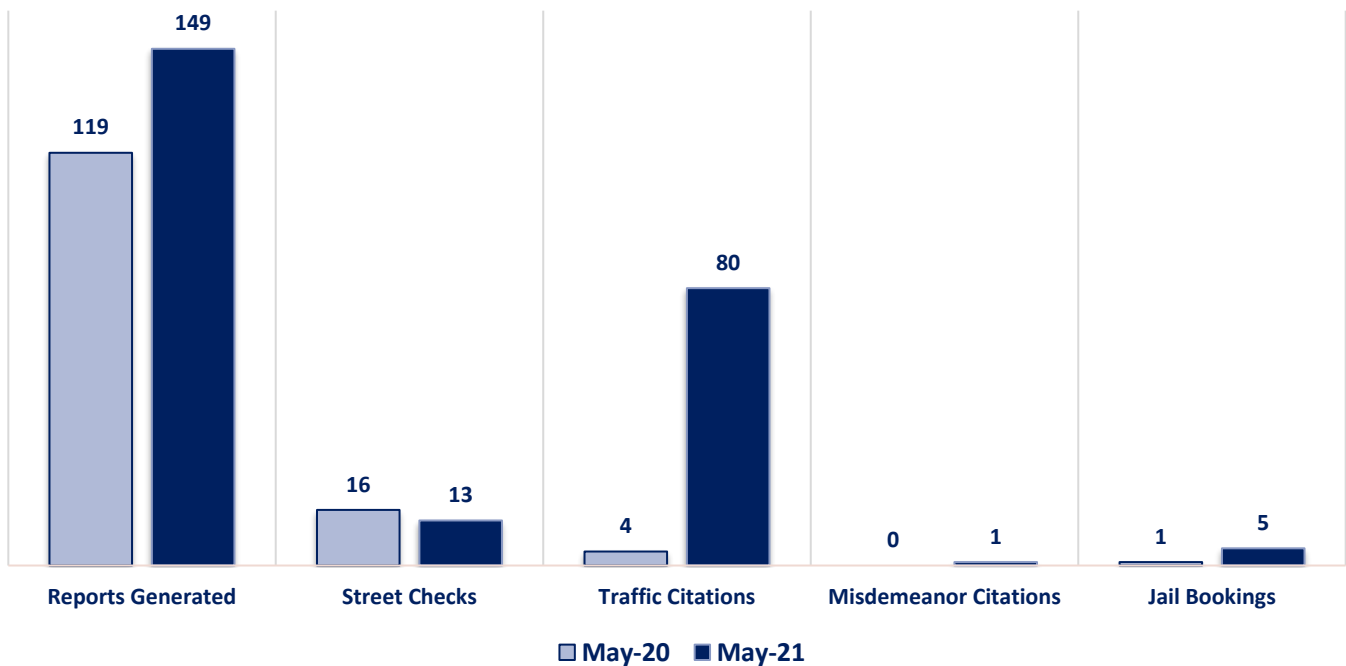
Part II Offenses



Non-UCR Offenses

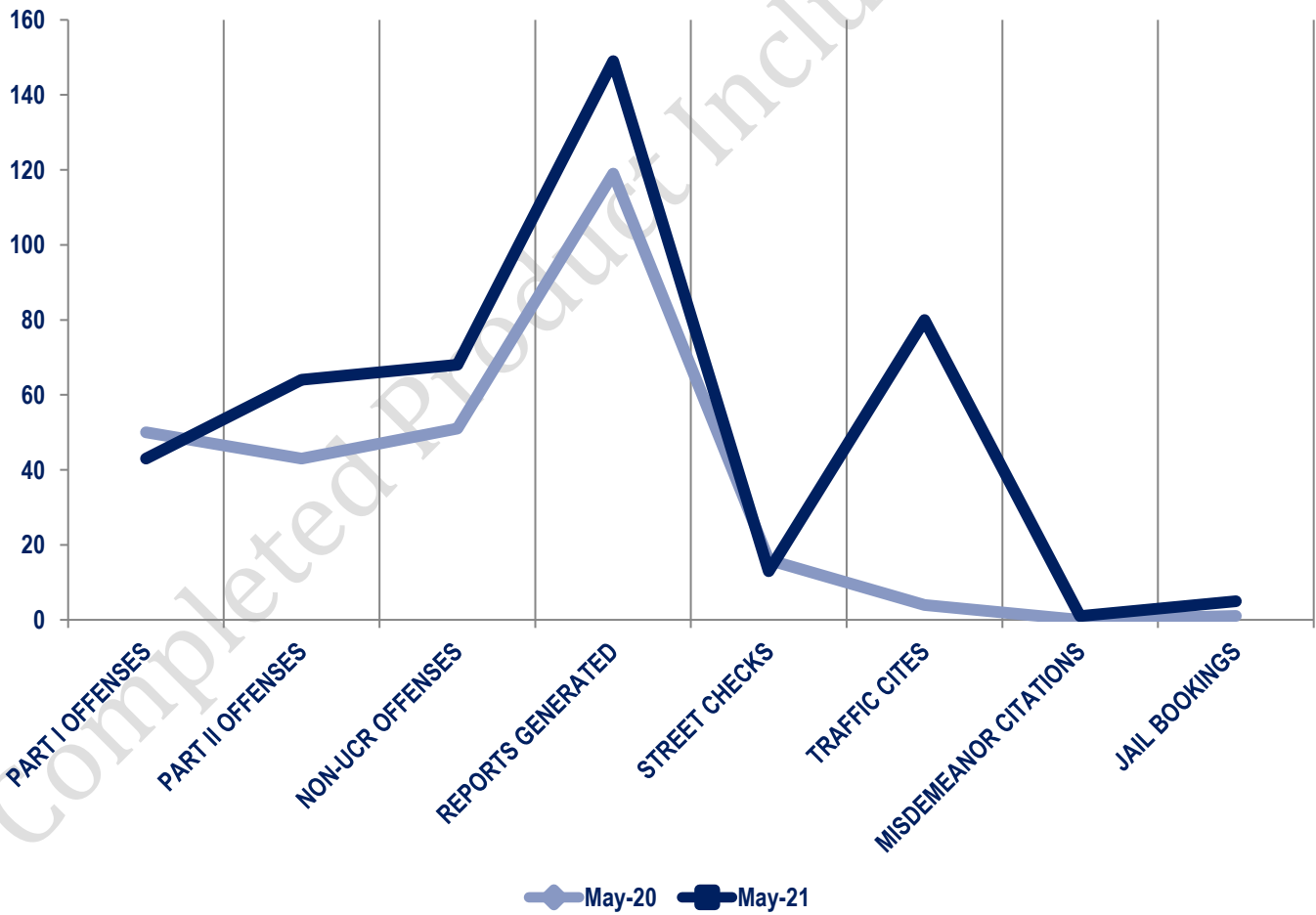


Other Event Totals



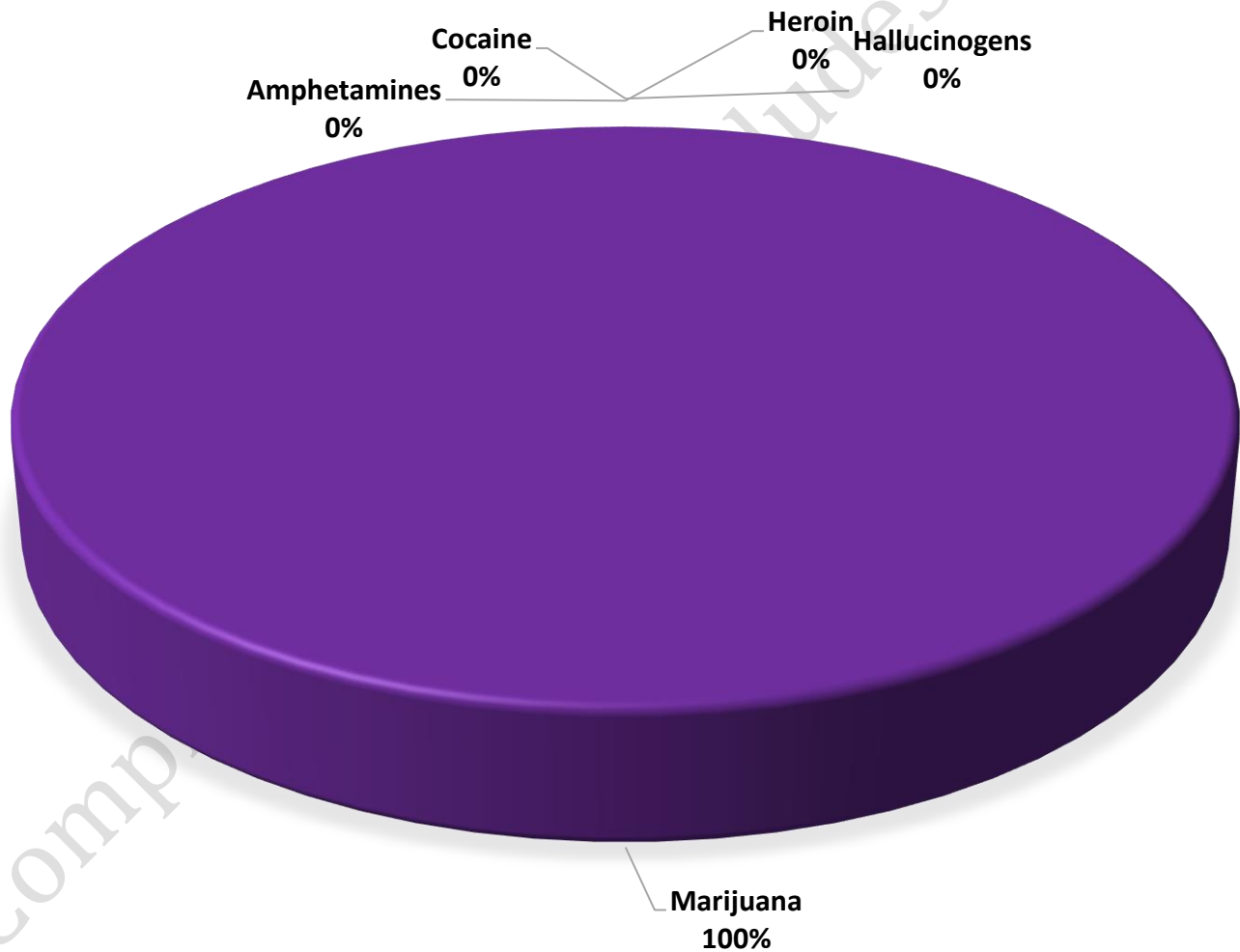
Combined Offense/Event Trends

	MAY 2020	MAY 2021
Part I Offenses	50	43
Part II Offenses	43	64
NonUCR Offenses	51	68
Reports Generated	119	149
Street Checks	16	13
Traffic Citations	4	80
Misdemeanor Citations	0	1
Jail Bookings	1	5

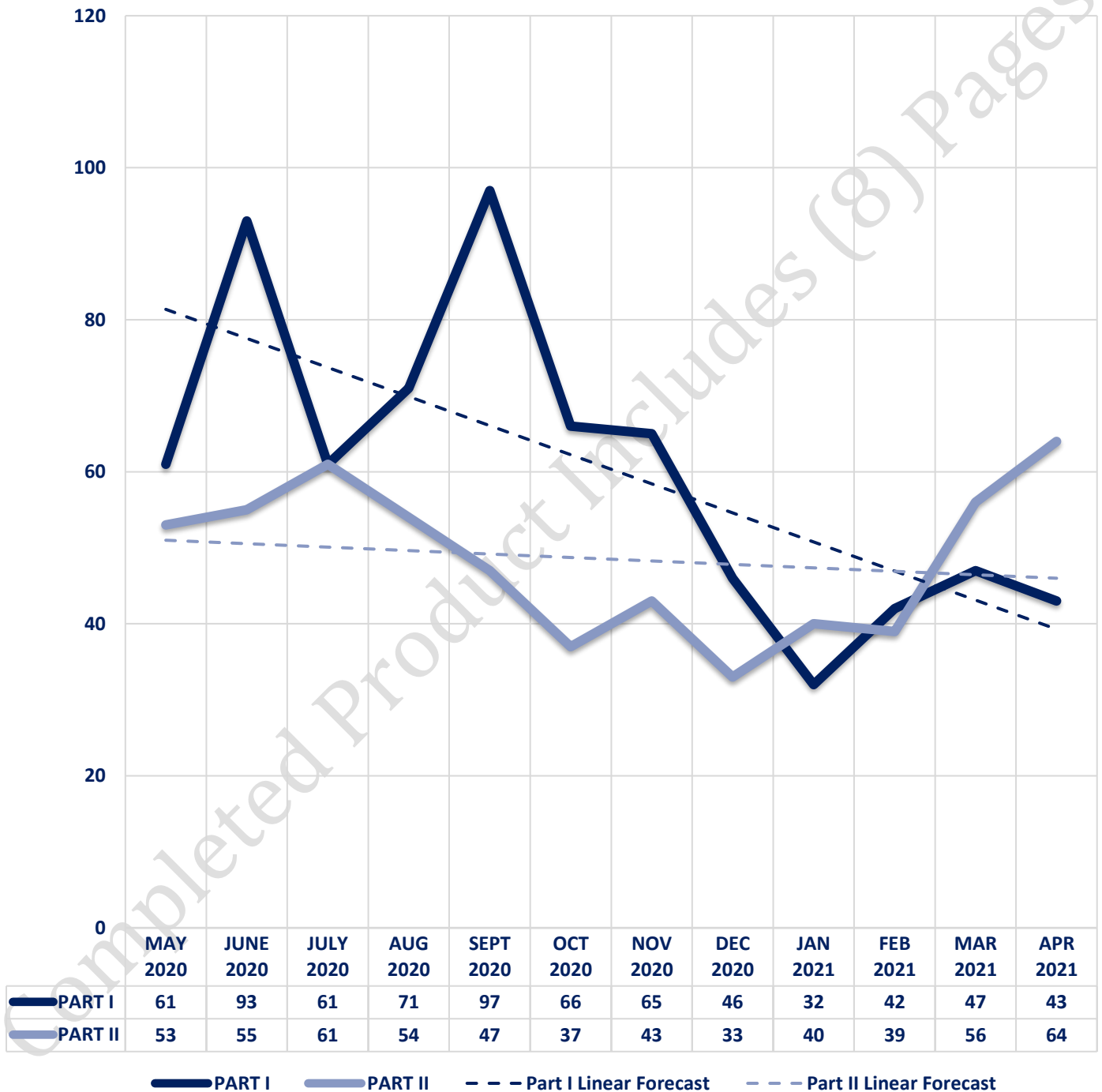


Seized Drugs

TYPE	DOSES	STREET VALUE
Cocaine	0.0	\$ -
Heroin	0.0	\$ -
Marijuana	0.7	\$ 4.23
Hallucinogens	0.0	\$ -
Amphetamines	0.0	\$ -
TOTAL	0.7	\$ 4.23



Part I & II Offenses - One Year





CITY COUNCIL DISTRICT #6

MONTHLY OFFENSE SUMMARY

June 2021

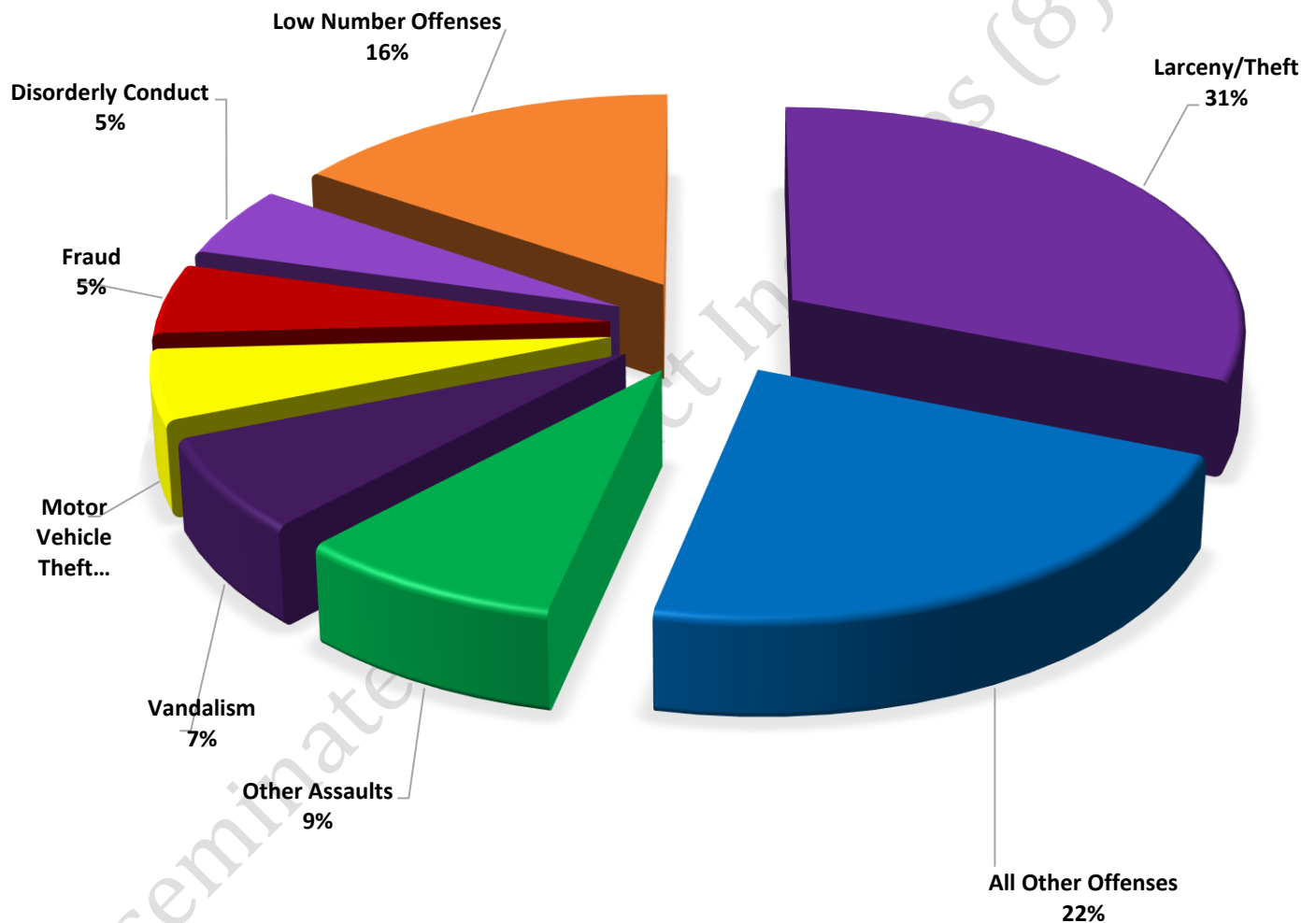
These figures represent preliminary counts of original Police Incident Reports and include all offenses within the above listed City Council District only. Full statistical analysis to determine the confidence level of this data has not been performed. The results contained herein are approximate in relation to the listed area and may not fully coincide with data shown in other areas of SLCPD's Crime Statistics page such as Calls for Service, Crimes Trending, and Crime Reports due to and reflective of departmental procedures that were in place at the time the event occurred and the date this data was compiled. Results displayed are not distinguished as attempted or completed crimes, do not include other calls for police service, and only represent police service where a report was made. Police Incident Reports are classified by primary offense categories as defined by the Uniform Crime Reporting (UCR) system, however for this report all offenses are included, and each incident may have more than one offense listed on it. In cases where there is more than one offense listed, all offenses are counted individually. Although every reasonable verification effort is made, the accuracy of any data is subject to the constraints of the report generation process as well as the manner, format, and point in time of any query.

PART I OFFENSES:	Chosen by the FBI as Part I Offenses because they are serious crimes that occur with regularity in all areas of the country and are likely to be reported to Police.
PART II OFFENSES:	All other crimes other than the eight Part I Offenses. The Uniform Crime Reporting Program gathers only arrest data for Part II Offenses, however, SLCPD results displayed in this document display all Part II Offenses, regardless of the presence of arrest data.
ALL OTHER OFFENSES:	Under the Part II Offense section, 'All Other Offenses' include Peeping Tom, Trespass, Kidnap/Abduction, Pornography, Extortion/Blackmail, Bribery, Warrants, Sexual Offenses, Obstruction, Public Peace, and Hit & Run.
NON-UCR OFFENSES:	Non-UCR Offenses include reports for all other offenses not classified as a Part I or Part II Offense. Results displayed separate some of these offenses such as Ambulance Calls, Deaths, Missing Persons, Suicides, Suspicious Activity, and Traffic Accidents.
ALL OTHER NON-UCR:	Under the Non-UCR category, 'All Other' include the remainder of offenses not classified as Part I or Part II and not separated from the Non-UCR Offenses. These include things such as Loud Parties, Barking Dogs, Mentally Ill Subjects, Citizen Assistance, etc.
LOW NUMBER OFFENSES:	On page two, in the interest of space and allowing for easier viewing, the category titled 'Low Number Offenses' include Part I and Part II Offenses from page one that have totals under the amount of 2.

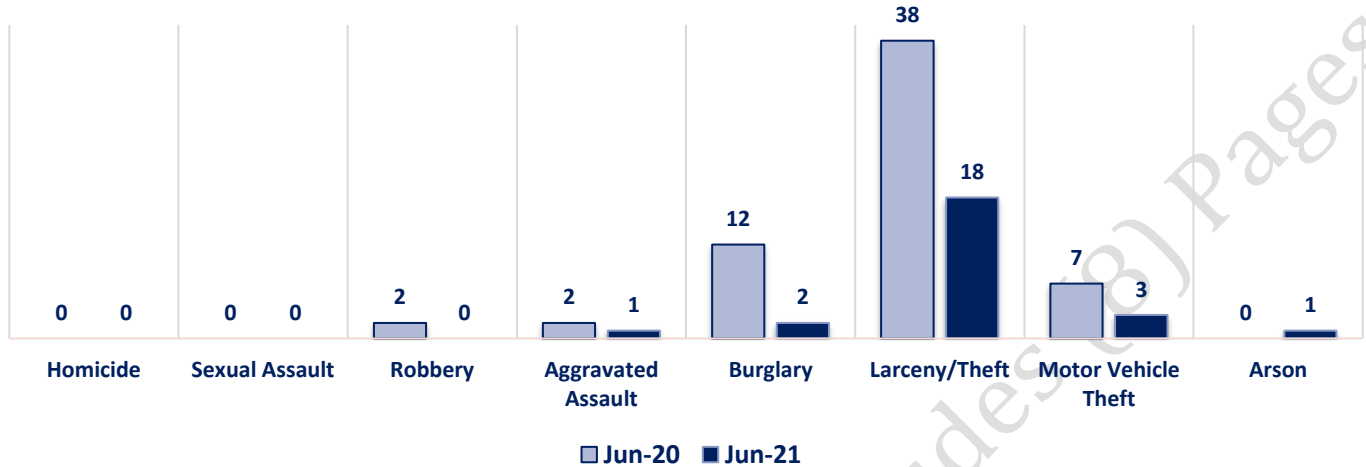
Offenses

PART I OFFENSES		OFFENSE		JUN 20	JUN 21	PART II OFFENSES			
		OFFENSE		JUN 20	JUN 21				
		Homicide		0	0				
		Sexual Assault		0	0				
		Robbery		2	0				
		Aggravated Assault		2	1				
		Burglary		12	2				
		Larceny/Theft		38	18				
		Motor Vehicle Theft		7	3				
		Arson		0	1				
PART I TOTALS		61	25	Sex Offenses		0	0		
NON-UCR OFFENSES		Ambulance Calls		4	5	Drug Abuse		2	2
		Deaths		3	3	Gambling		0	0
		Missing Persons		2	2	Family Offenses		10	1
		Suicides		0	1	DUI		1	0
		Suspicious Activity		5	3	Liquor Laws		2	0
		Traffic Accidents		15	21	Drunkenness		0	0
		All Other		27	32	Disorderly Conduct		0	3
		NON-UCR TOTALS		56	67	All Other Offenses		8	13
PART I OFFENSES		61	25	Curfew/Loitering		0	0		
PART II OFFENSES		56	33	Runaway		1	0		
NON-UCR OFFENSES		56	67	PART II TOTALS		56	33		
TOTAL		173	125						

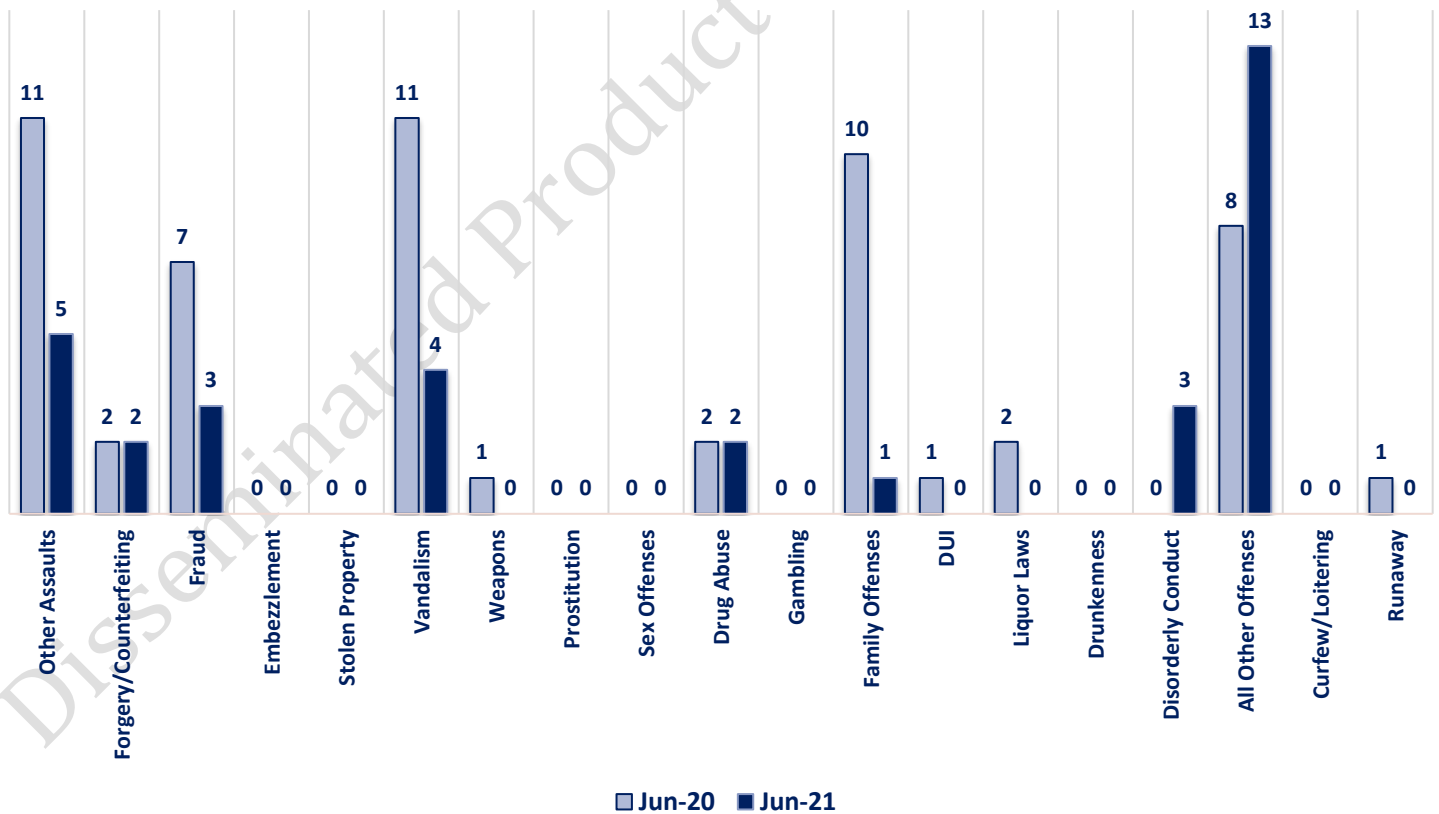
JUNE 2021- PART I & II OFFENSE PERCENTAGES



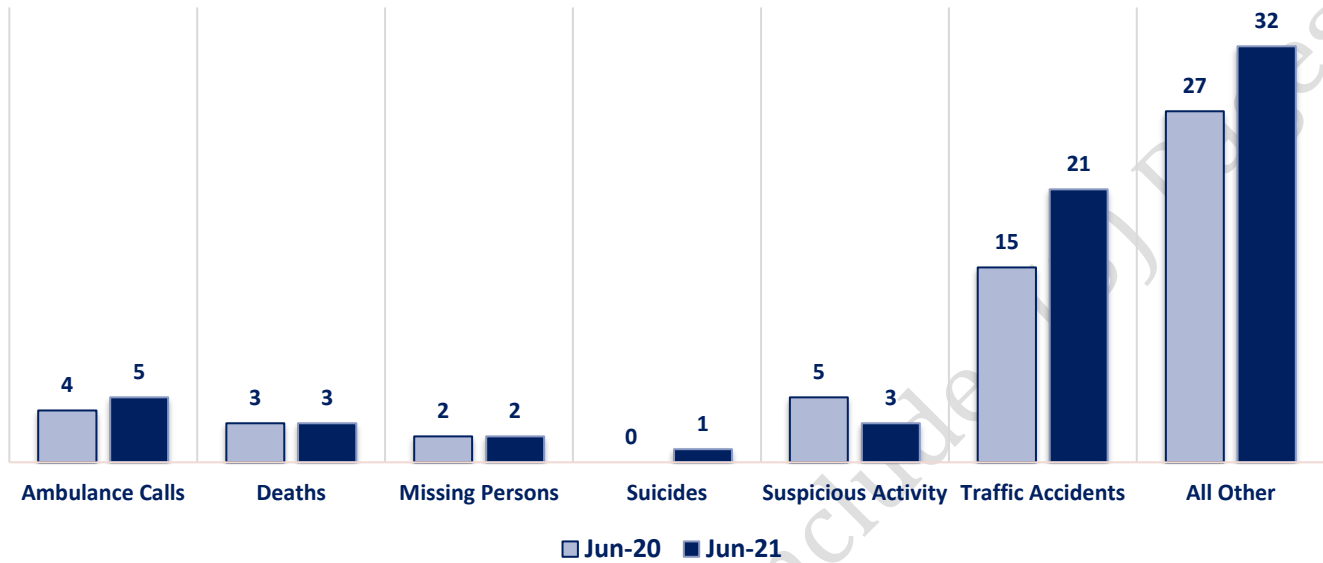
Part I Offenses



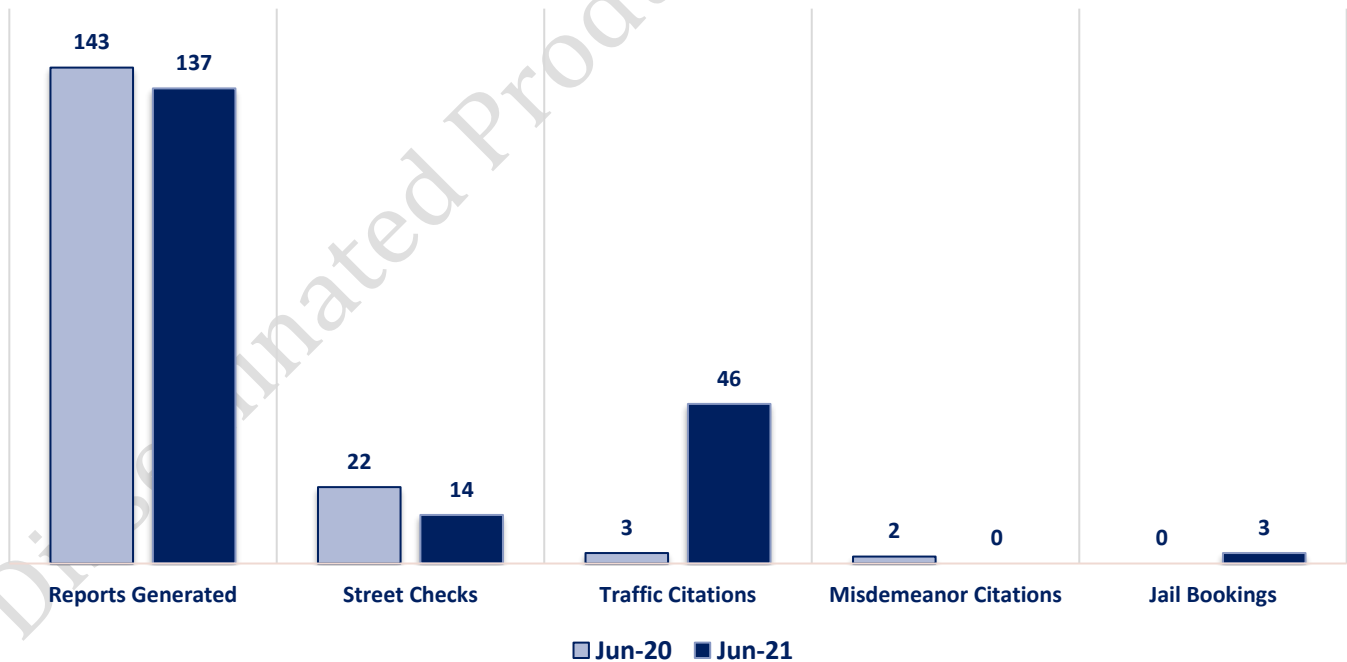
Part II Offenses



Non-UCR Offenses

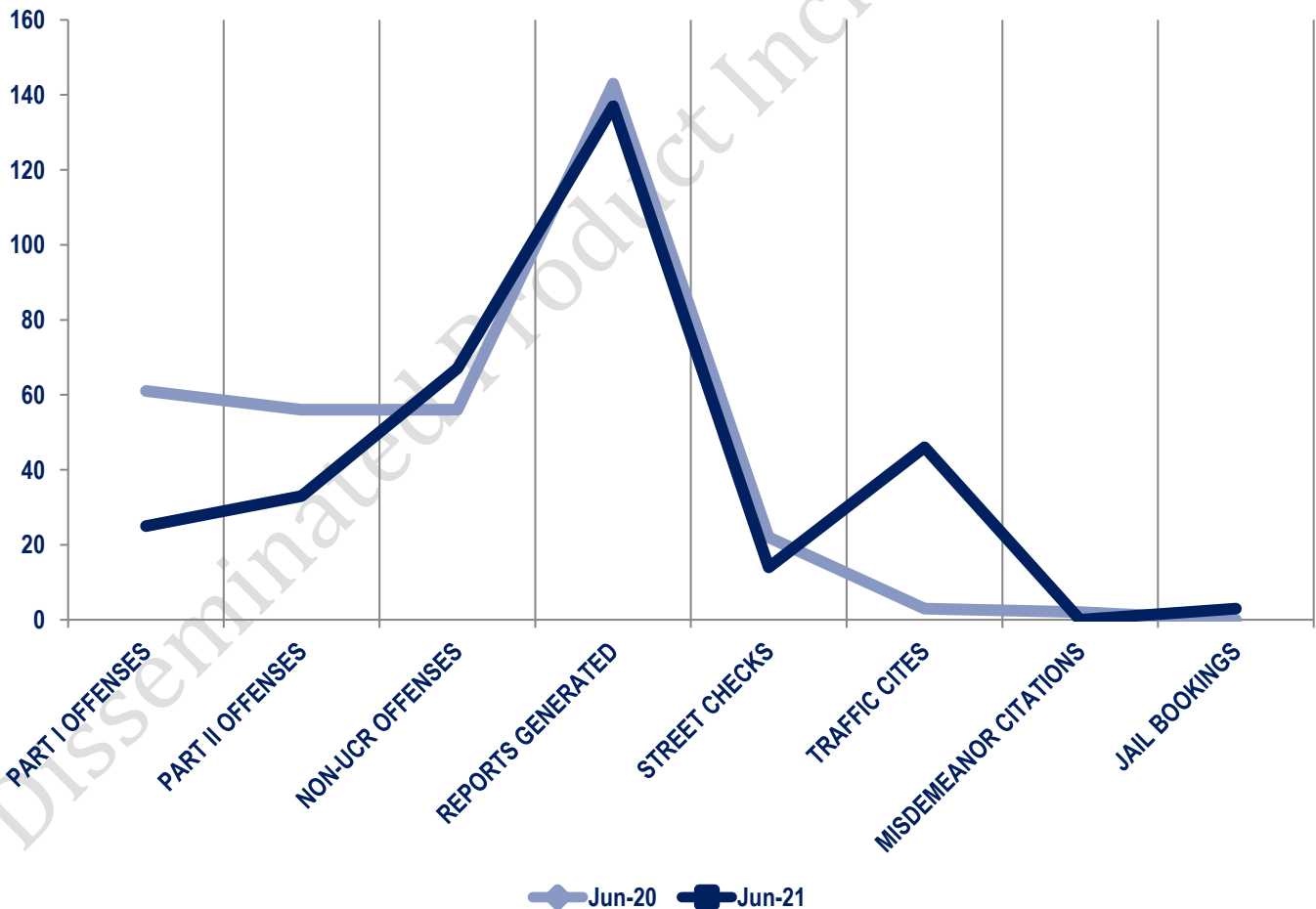


Other Event Totals



Combined Offense/Event Trends

	JUN 2020	JUN 2021
Part I Offenses	61	25
Part II Offenses	56	33
NonUCR Offenses	56	67
Reports Generated	143	137
Street Checks	22	14
Traffic Citations	3	46
Misdemeanor Citations	2	0
Jail Bookings	0	3

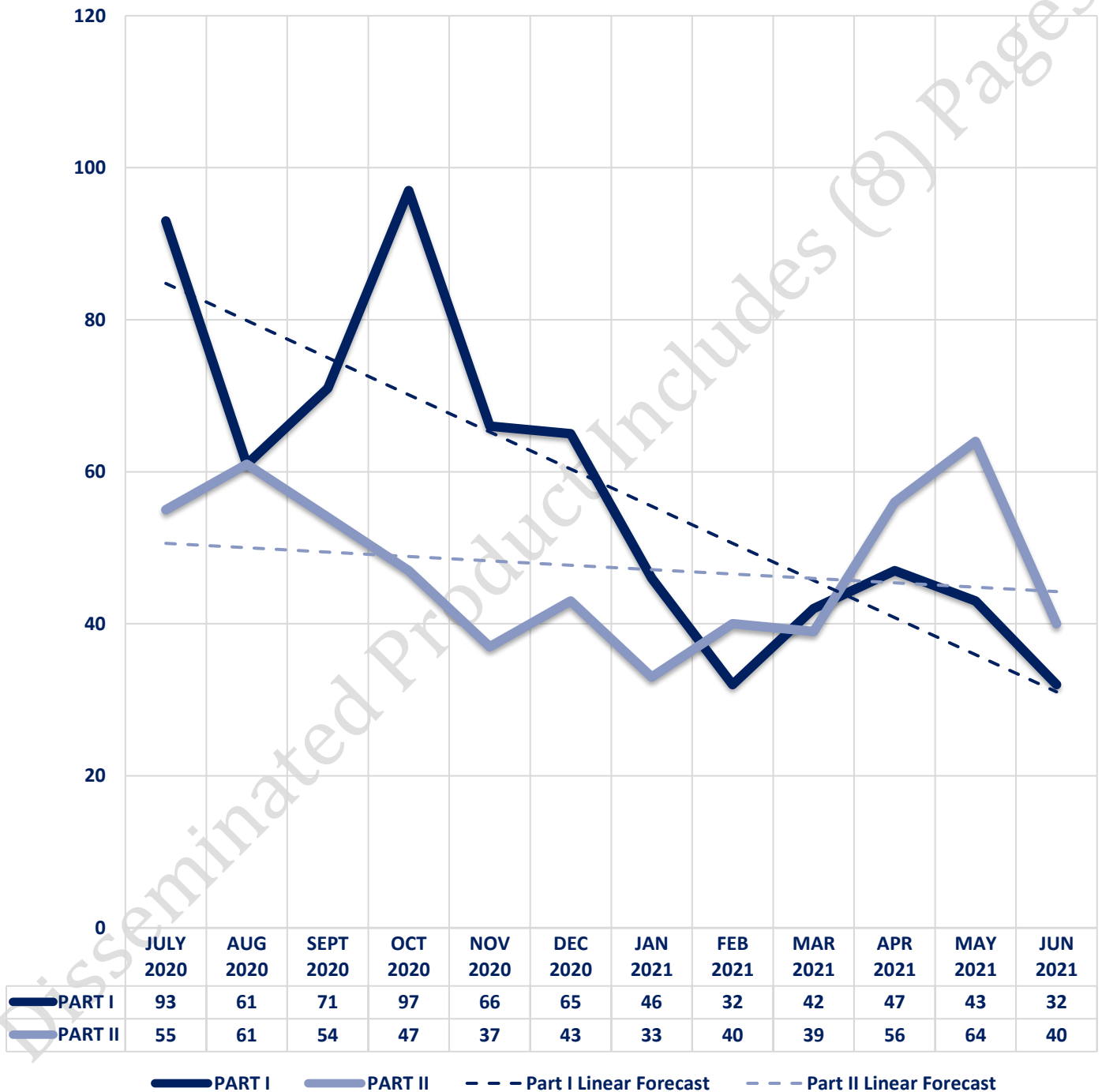


Seized Drugs

TYPE	DOSES	STREET VALUE
Cocaine	0.0	\$ -
Heroin	0.0	\$ -
Marijuana	0.0	\$ -
Hallucinogens	0.0	\$ -
Amphetamines	0.0	\$ -
TOTAL	0.0	\$ -

No Data Found

Part I & II Offenses - One Year





CITY COUNCIL DISTRICT #6 MONTHLY OFFENSE SUMMARY

July 2021

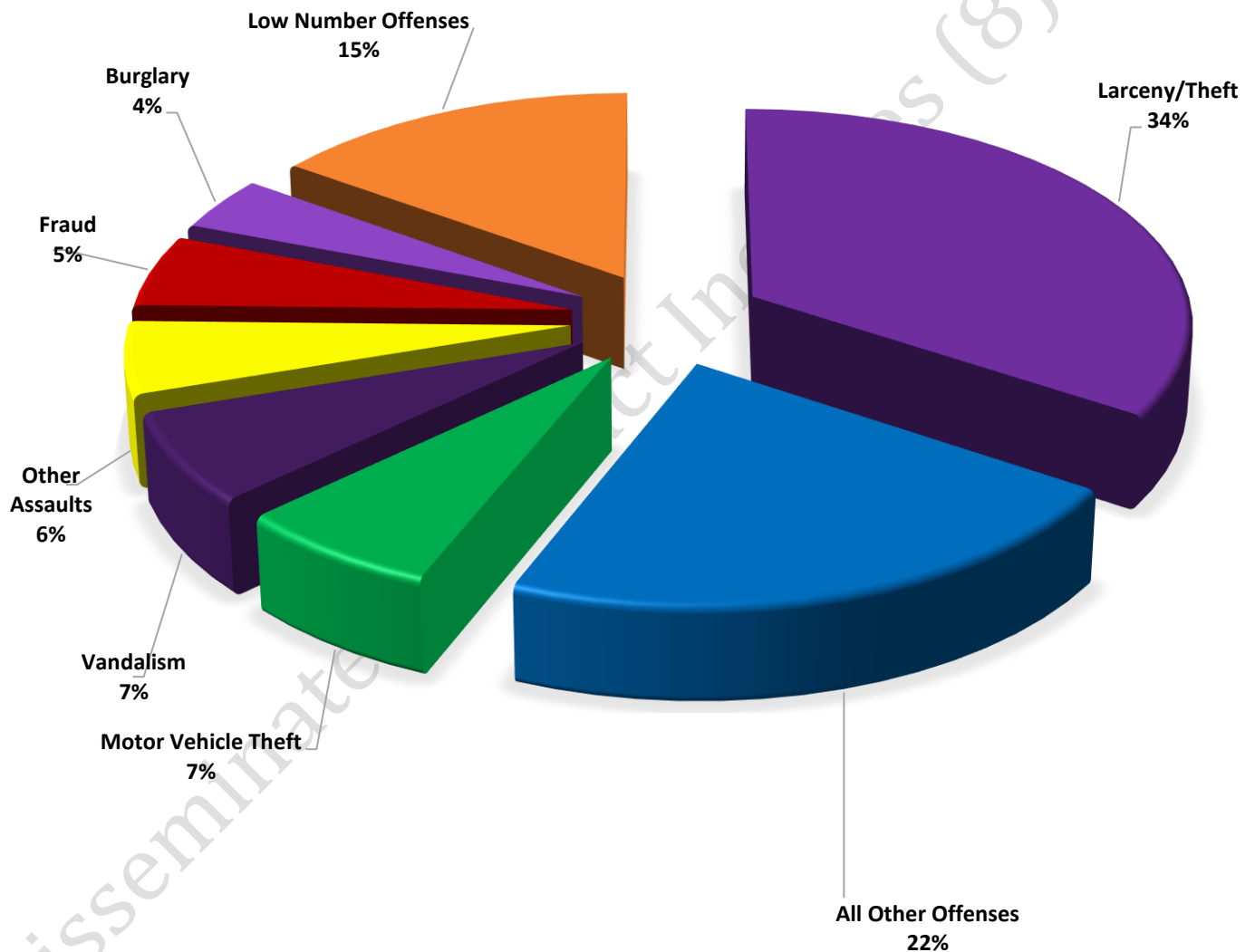
These figures represent preliminary counts of original Police Incident Reports and include all offenses within the above listed City Council District only. Full statistical analysis to determine the confidence level of this data has not been performed. The results contained herein are approximate in relation to the listed area and may not fully coincide with data shown in other areas of SLCPD's Crime Statistics page such as Calls for Service, Crimes Trending, and Crime Reports due to and reflective of departmental procedures that were in place at the time the event occurred and the date this data was compiled. Results displayed are not distinguished as attempted or completed crimes, do not include other calls for police service, and only represent police service where a report was made. Police Incident Reports are classified by primary offense categories as defined by the Uniform Crime Reporting (UCR) system, however for this report all offenses are included, and each incident may have more than one offense listed on it. In cases where there is more than one offense listed, all offenses are counted individually. Although every reasonable verification effort is made, the accuracy of any data is subject to the constraints of the report generation process as well as the manner, format, and point in time of any query.

PART I OFFENSES:	Chosen by the FBI as Part I Offenses because they are serious crimes that occur with regularity in all areas of the country and are likely to be reported to Police.
PART II OFFENSES:	All other crimes other than the eight Part I Offenses. The Uniform Crime Reporting Program gathers only arrest data for Part II Offenses, however, SLCPD results displayed in this document display all Part II Offenses, regardless of the presence of arrest data.
ALL OTHER OFFENSES:	Under the Part II Offense section, 'All Other Offenses' include Peeping Tom, Trespass, Kidnap/Abduction, Pornography, Extortion/Blackmail, Bribery, Warrants, Sexual Offenses, Obstruction, Public Peace, and Hit & Run.
NON-UCR OFFENSES:	Non-UCR Offenses include reports for all other offenses not classified as a Part I or Part II Offense. Results displayed separate some of these offenses such as Ambulance Calls, Deaths, Missing Persons, Suicides, Suspicious Activity, and Traffic Accidents.
ALL OTHER NON-UCR:	Under the Non-UCR category, 'All Other' include the remainder of offenses not classified as Part I or Part II and not separated from the Non-UCR Offenses. These include things such as Loud Parties, Barking Dogs, Mentally Ill Subjects, Citizen Assistance, etc.
LOW NUMBER OFFENSES:	On page two, in the interest of space and allowing for easier viewing, the category titled 'Low Number Offenses' include Part I and Part II Offenses from page one that have totals under the amount of 3.

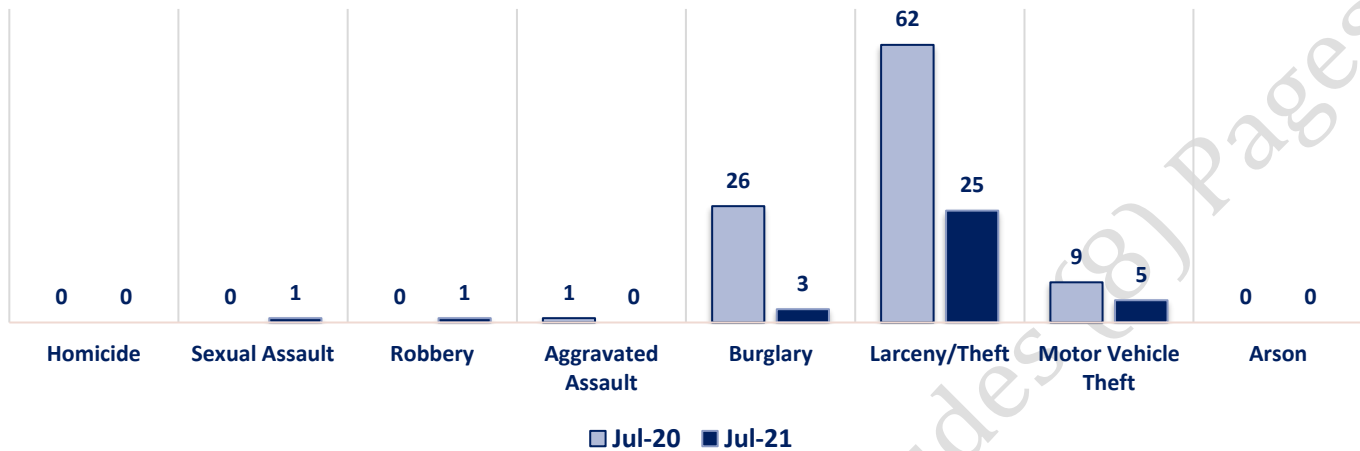
Offenses

	OFFENSE	JUL 20	JUL 21	OFFENSE	JUL 20	JUL 21	
PART I OFFENSES	VIOLENT	Homicide	0	0	Other Assaults	6	4
		Sexual Assault	0	1	Forgery/Counterfeit	1	1
		Robbery	0	1	Fraud	11	4
		Aggravated Assault	1	0	Embezzlement	0	0
	PROPERTY	Burglary	26	3	Stolen Property	0	0
		Larceny/Theft	62	25	Vandalism	14	5
		Motor Vehicle Theft	9	5	Weapons	0	1
		Arson	0	0	Prostitution	0	0
		PART I TOTALS	98	35	Sex Offenses	0	0
NON-UCR OFFENSES		Ambulance Calls	3	3	Drug Abuse	3	3
		Deaths	2	3	Gambling	0	0
		Missing Persons	0	1	Family Offenses	6	3
		Suicides	0	2	DUI	1	1
		Suspicious Activity	7	7	Liquor Laws	0	0
		Traffic Accidents	18	12	Drunkenness	1	0
		All Other	38	42	Disorderly Conduct	2	0
		NON-UCR TOTALS	68	70	All Other Offenses	12	16
		PART I OFFENSES	98	35	Curfew/Loitering	0	0
TOTALS		PART II OFFENSES	57	38	Runaway	0	0
		NON-UCR OFFENSES	68	70	PART II TOTALS	57	38
		TOTAL	223	143			

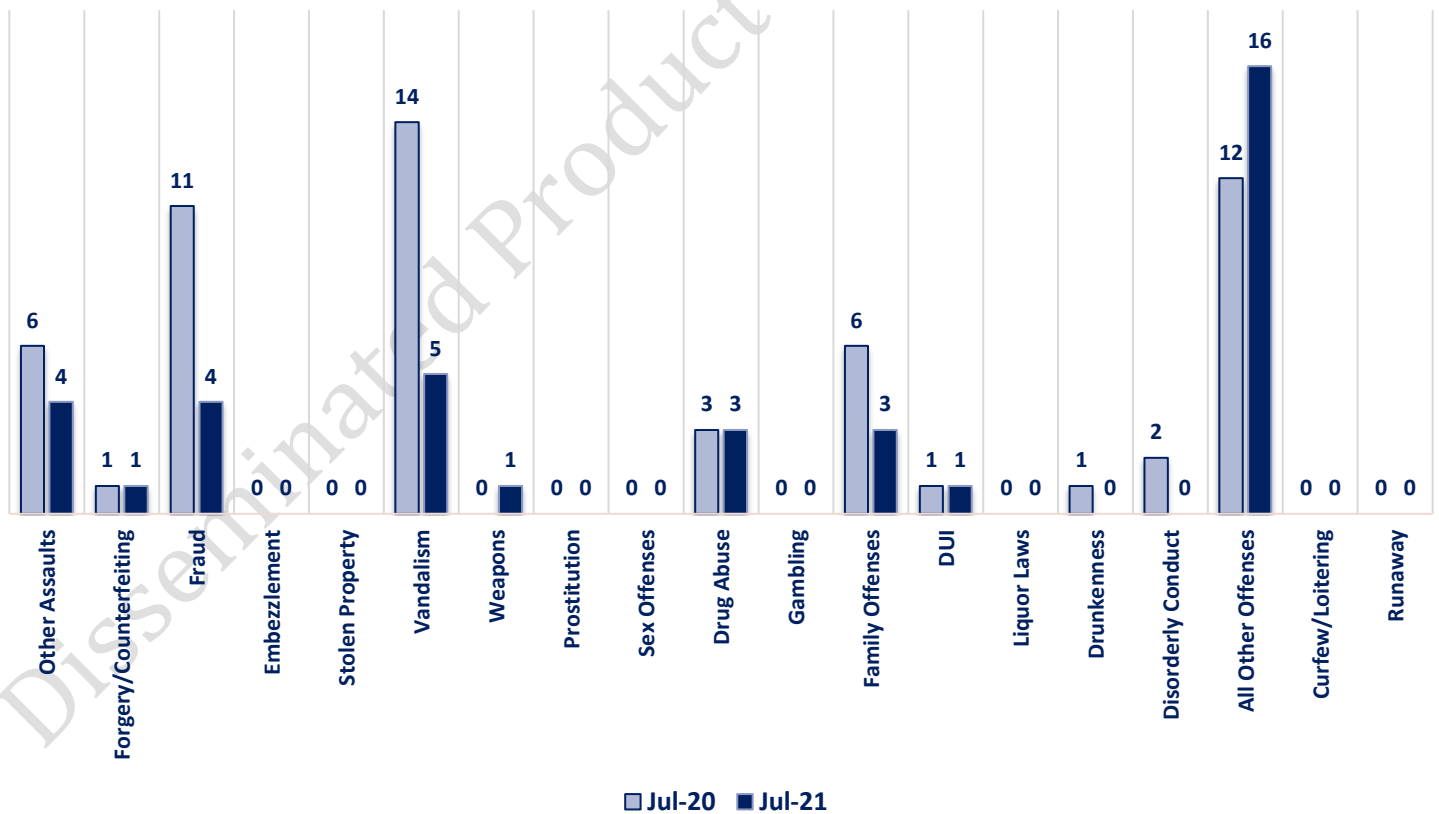
JULY 2021- PART I & II OFFENSE PERCENTAGES



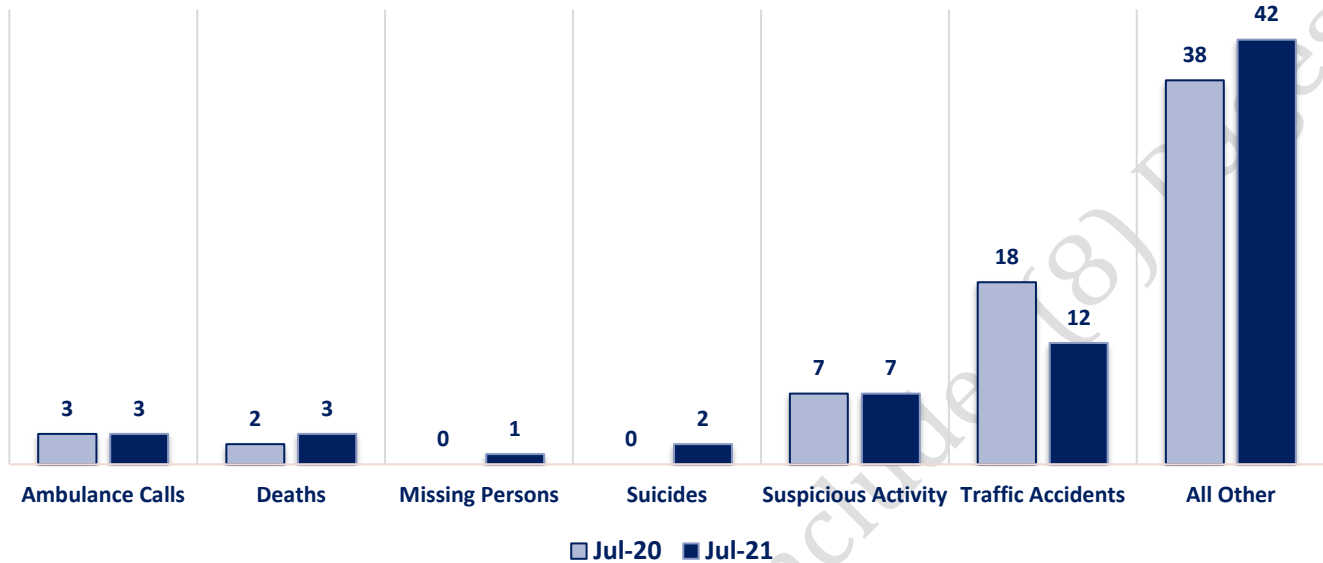
Part I Offenses



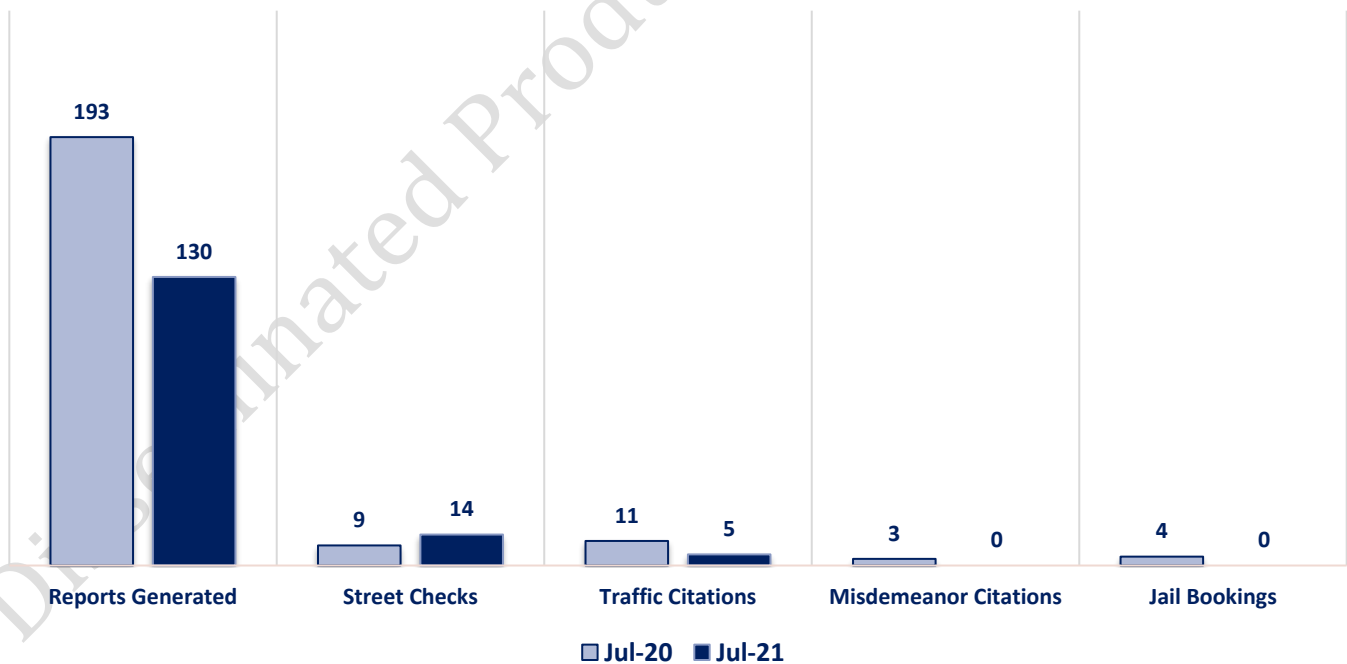
Part II Offenses



Non-UCR Offenses

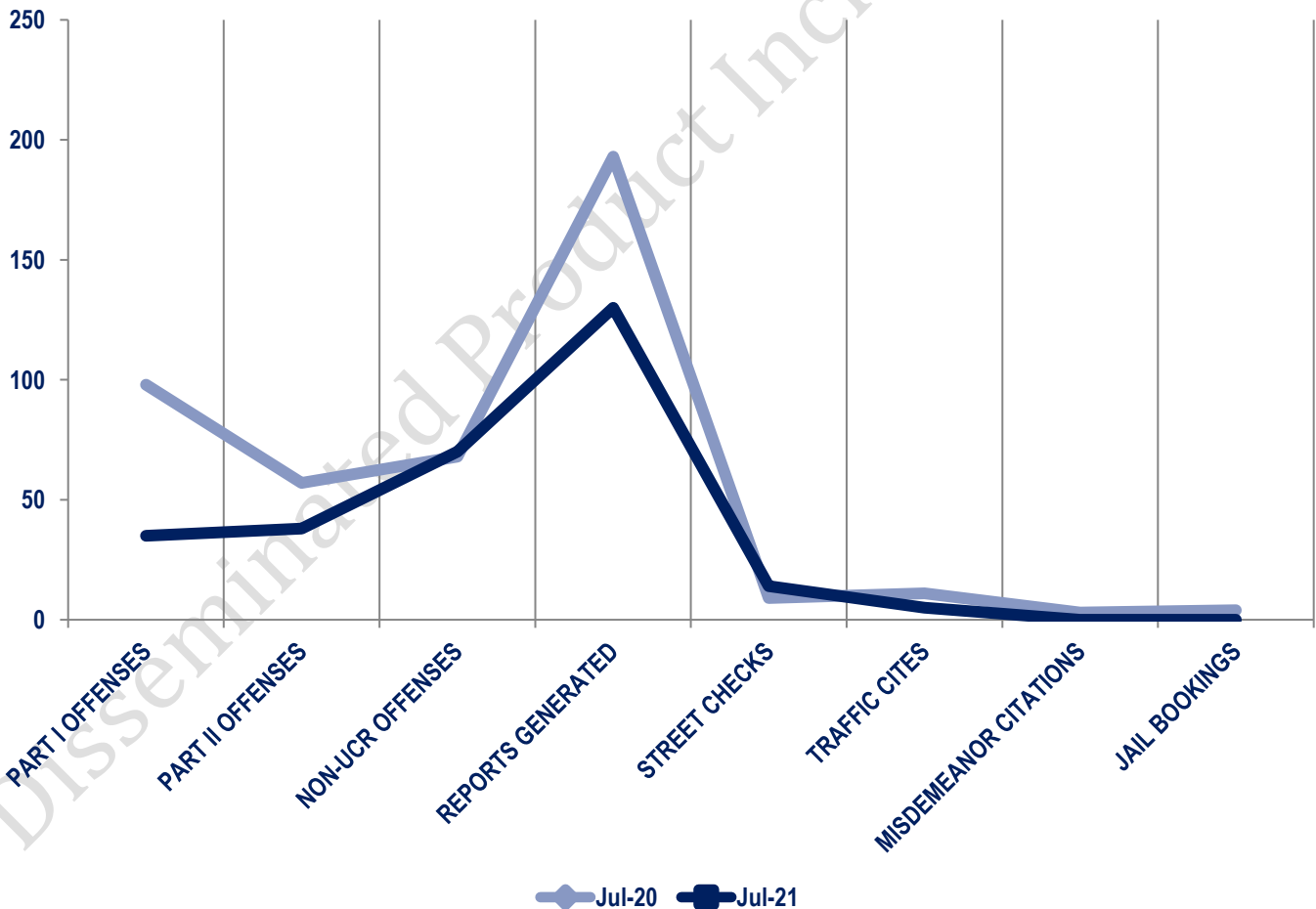


Other Event Totals



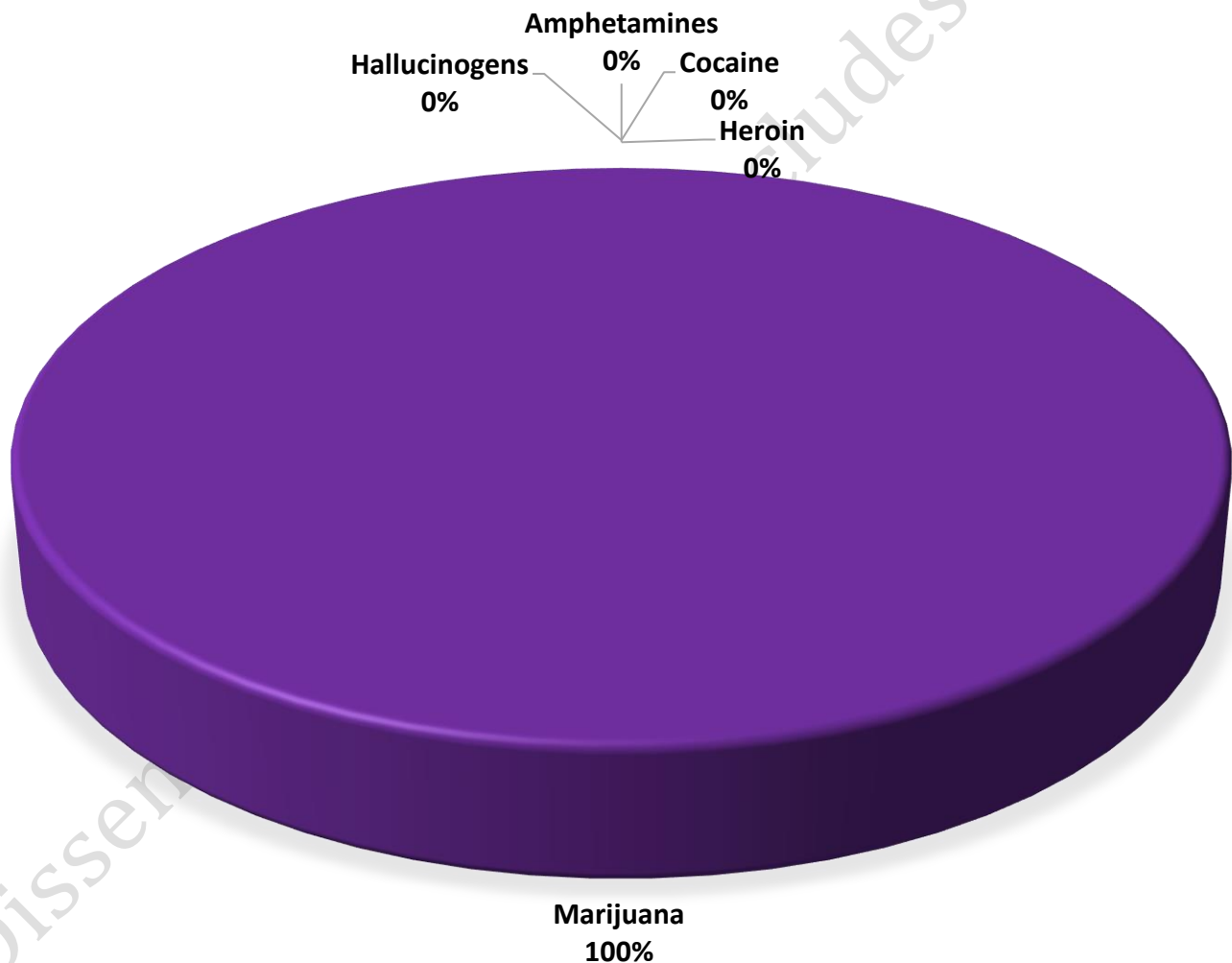
Combined Offense/Event Trends

	JUL 2020	JUL 2021
Part I Offenses	98	35
Part II Offenses	57	38
NonUCR Offenses	68	70
Reports Generated	193	130
Street Checks	9	14
Traffic Citations	11	5
Misdemeanor Citations	3	0
Jail Bookings	4	0

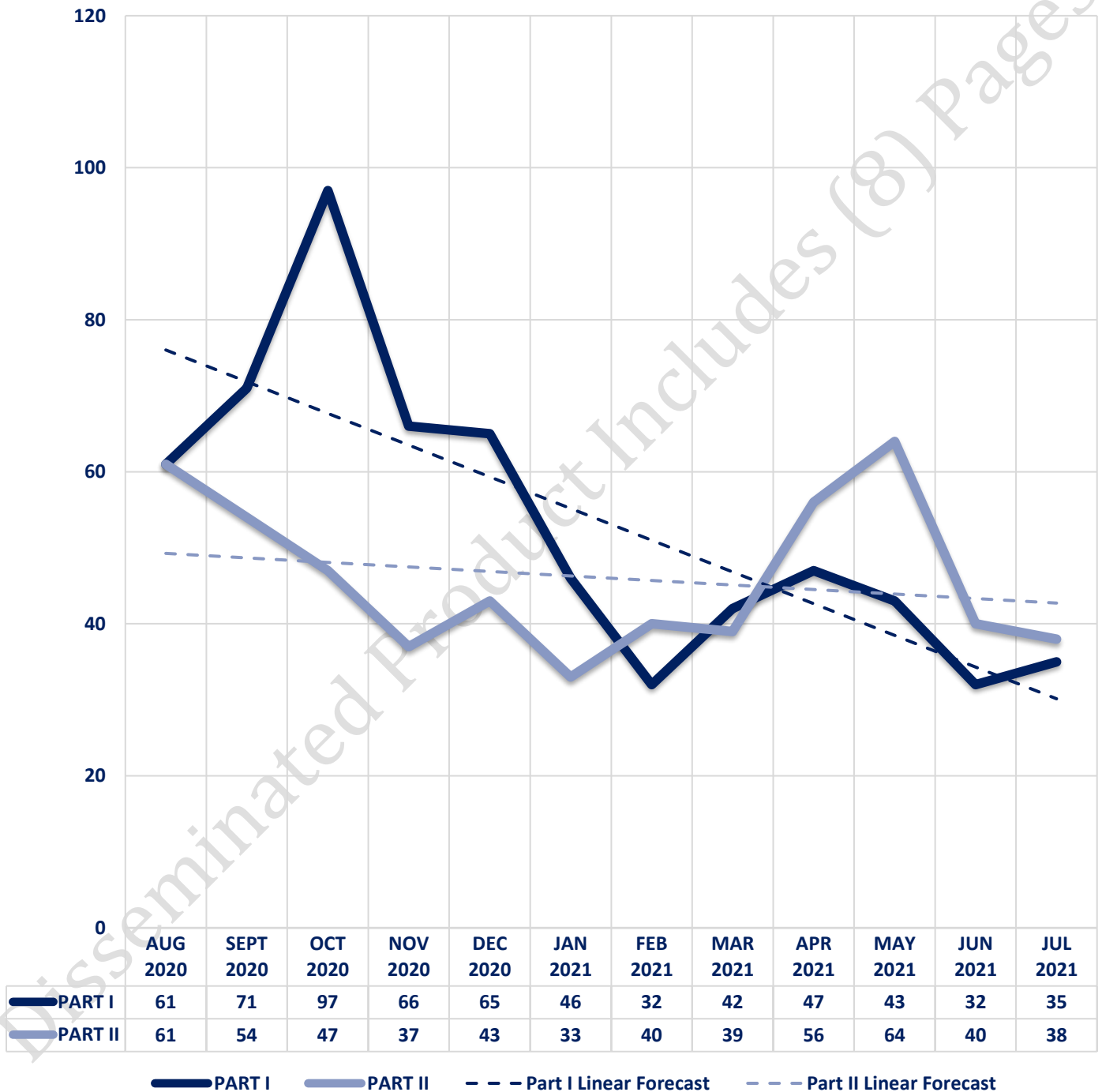


Seized Drugs

TYPE	DOSES	STREET VALUE
Cocaine	0.0	\$ -
Heroin	0.0	\$ -
Marijuana	25.6	\$ 153.81
Hallucinogens	0.0	\$ -
Amphetamines	0.0	\$ -
TOTAL	25.6	\$ 153.81



Part I & II Offenses - One Year





CITY COUNCIL DISTRICT #6 MONTHLY OFFENSE SUMMARY

August 2021

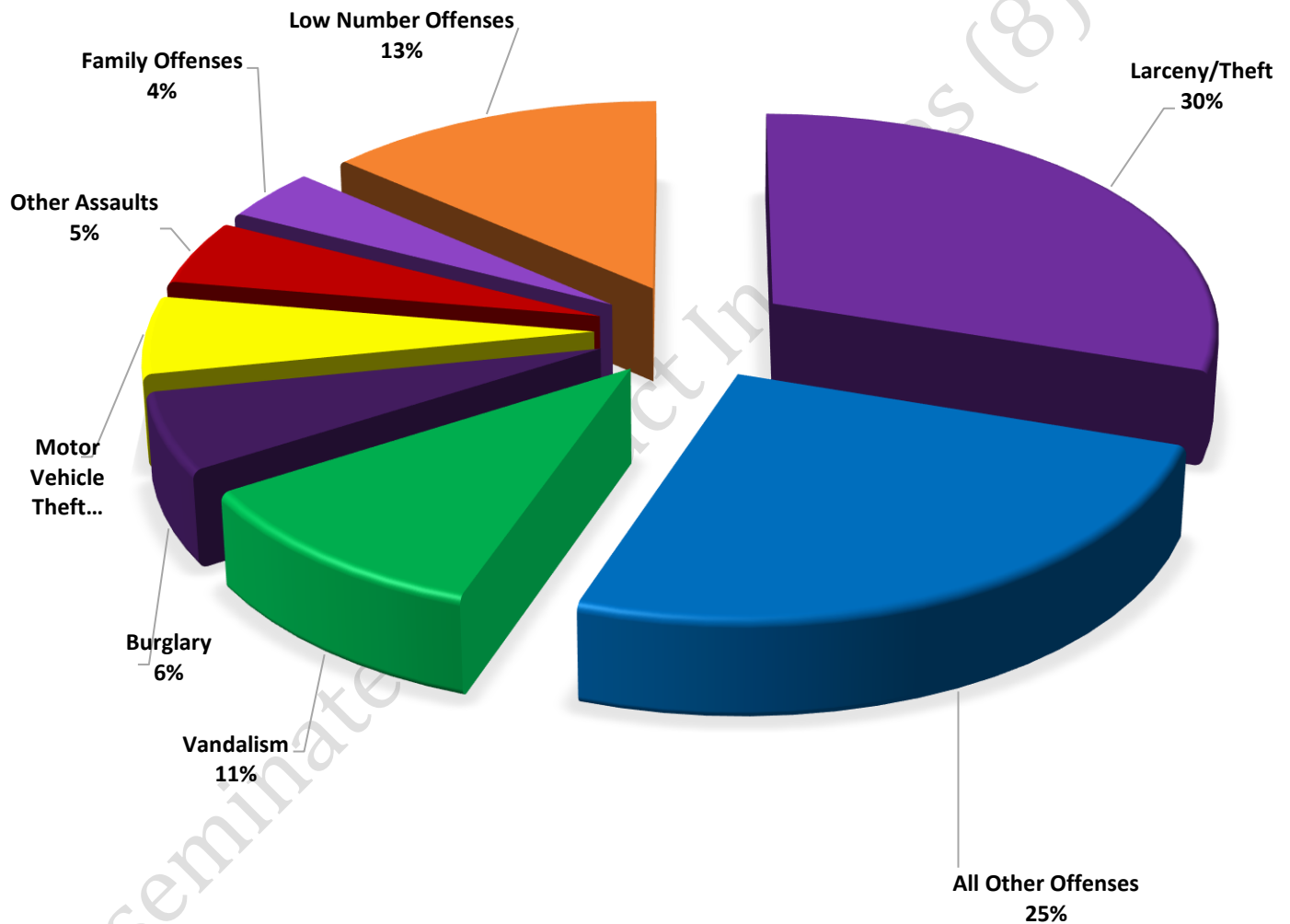
These figures represent preliminary counts of original Police Incident Reports and include all offenses within the above listed City Council District only. Full statistical analysis to determine the confidence level of this data has not been performed. The results contained herein are approximate in relation to the listed area and may not fully coincide with data shown in other areas of SLCPD's Crime Statistics page such as Calls for Service, Crimes Trending, and Crime Reports due to and reflective of departmental procedures that were in place at the time the event occurred and the date this data was compiled. Results displayed are not distinguished as attempted or completed crimes, do not include other calls for police service, and only represent police service where a report was made. Police Incident Reports are classified by primary offense categories as defined by the Uniform Crime Reporting (UCR) system, however for this report all offenses are included, and each incident may have more than one offense listed on it. In cases where there is more than one offense listed, all offenses are counted individually. Although every reasonable verification effort is made, the accuracy of any data is subject to the constraints of the report generation process as well as the manner, format, and point in time of any query.

PART I OFFENSES:	Chosen by the FBI as Part I Offenses because they are serious crimes that occur with regularity in all areas of the country and are likely to be reported to Police.
PART II OFFENSES:	All other crimes other than the eight Part I Offenses. The Uniform Crime Reporting Program gathers only arrest data for Part II Offenses, however, SLCPD results displayed in this document display all Part II Offenses, regardless of the presence of arrest data.
ALL OTHER OFFENSES:	Under the Part II Offense section, 'All Other Offenses' include Peeping Tom, Trespass, Kidnap/Abduction, Pornography, Extortion/Blackmail, Bribery, Warrants, Sexual Offenses, Obstruction, Public Peace, and Hit & Run.
NON-UCR OFFENSES:	Non-UCR Offenses include reports for all other offenses not classified as a Part I or Part II Offense. Results displayed separate some of these offenses such as Ambulance Calls, Deaths, Missing Persons, Suicides, Suspicious Activity, and Traffic Accidents.
ALL OTHER NON-UCR:	Under the Non-UCR category, 'All Other' include the remainder of offenses not classified as Part I or Part II and not separated from the Non-UCR Offenses. These include things such as Loud Parties, Barking Dogs, Mentally Ill Subjects, Citizen Assistance, etc.
LOW NUMBER OFFENSES:	On page two, in the interest of space and allowing for easier viewing, the category titled 'Low Number Offenses' include Part I and Part II Offenses from page one that have totals under the amount of 4.

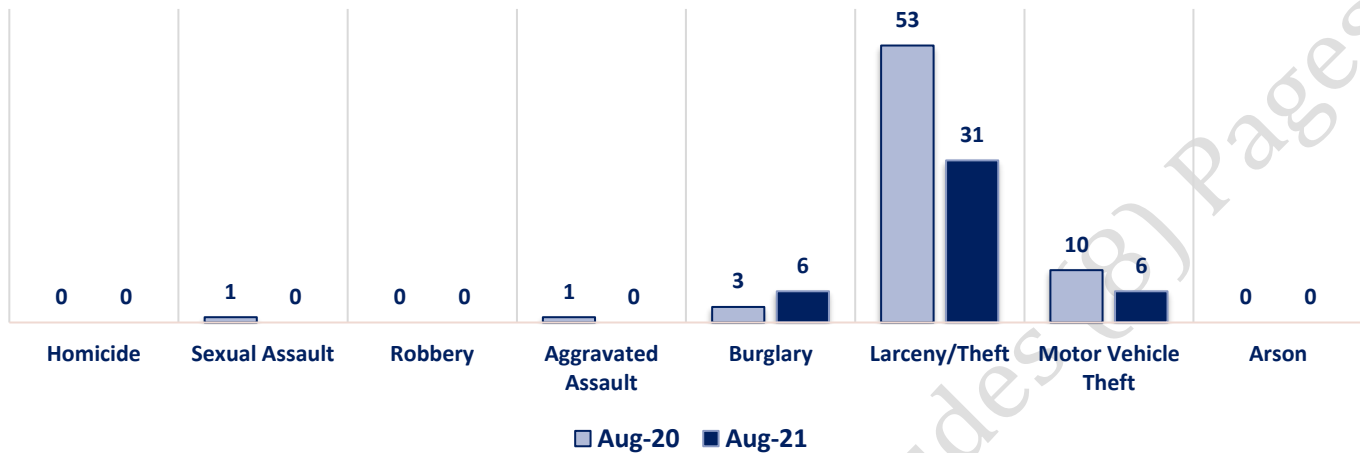
Offenses

	OFFENSE	AUG 20	AUG 21	OFFENSE	AUG 20	AUG 21	
PART I OFFENSES	VIOLENT	Homicide	0	0	Other Assaults	7	5
		Sexual Assault	1	0	Forgery/Counterfeit	1	1
		Robbery	0	0	Fraud	6	3
		Aggravated Assault	1	0	Embezzlement	0	0
	PROPERTY	Burglary	3	6	Stolen Property	0	1
		Larceny/Theft	53	31	Vandalism	13	11
		Motor Vehicle Theft	10	6	Weapons	0	1
		Arson	0	0	Prostitution	0	0
		PART I TOTALS	68	43	Sex Offenses	1	0
NON-UCR OFFENSES		Ambulance Calls	1	3	Drug Abuse	2	1
		Deaths	1	0	Gambling	0	0
		Missing Persons	2	3	Family Offenses	8	4
		Suicides	1	1	DUI	1	4
		Suspicious Activity	8	4	Liquor Laws	1	0
		Traffic Accidents	17	28	Drunkenness	0	2
		All Other	43	35	Disorderly Conduct	2	1
		NON-UCR TOTALS	73	74	All Other Offenses	19	26
		PART I OFFENSES	68	43	Curfew/Loitering	0	0
TOTALS		PART II OFFENSES	62	60	Runaway	1	0
		NON-UCR OFFENSES	73	74	PART II TOTALS	62	60
		TOTAL	203	177			

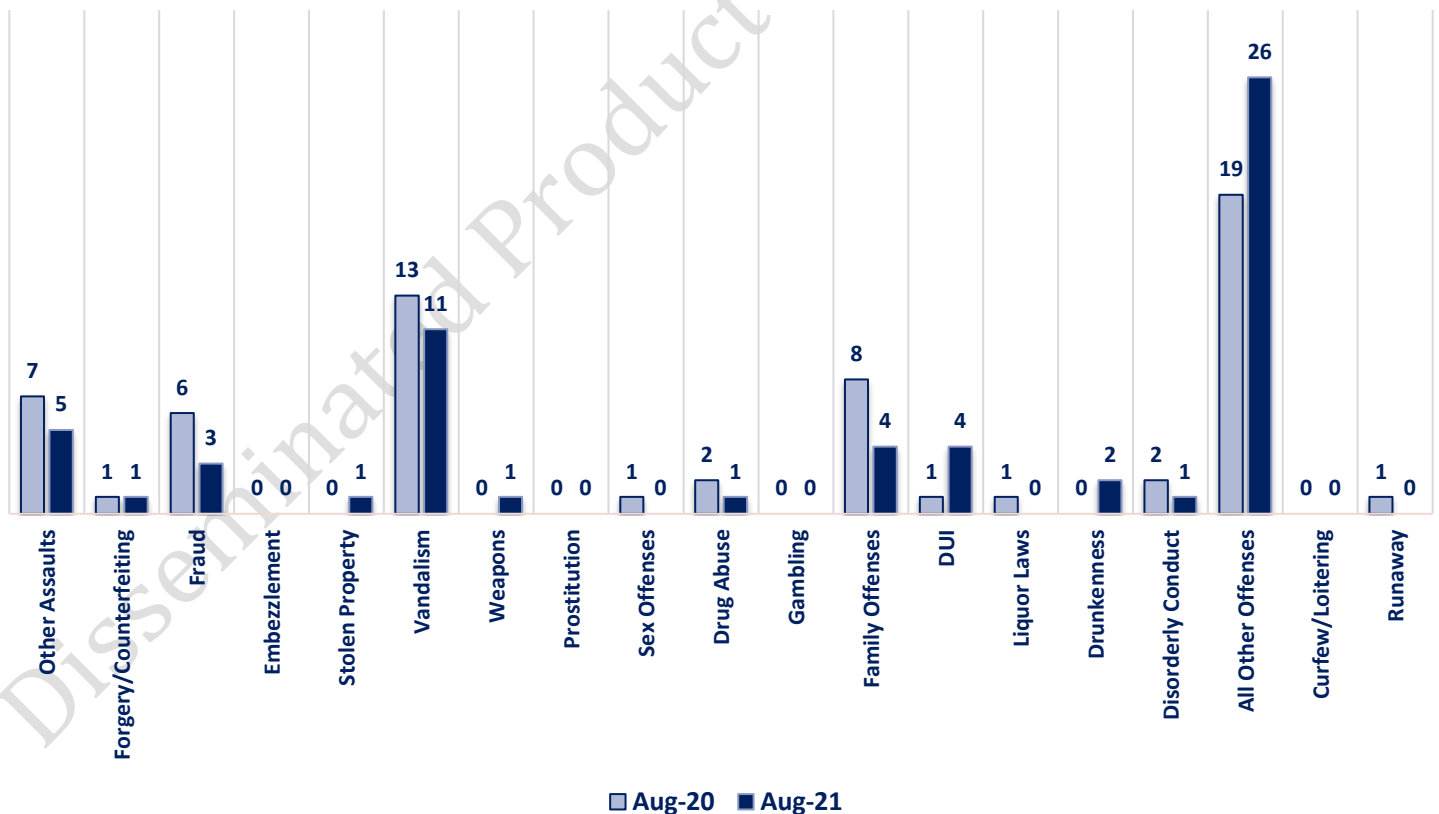
AUGUST 2020- PART I & II OFFENSE PERCENTAGES



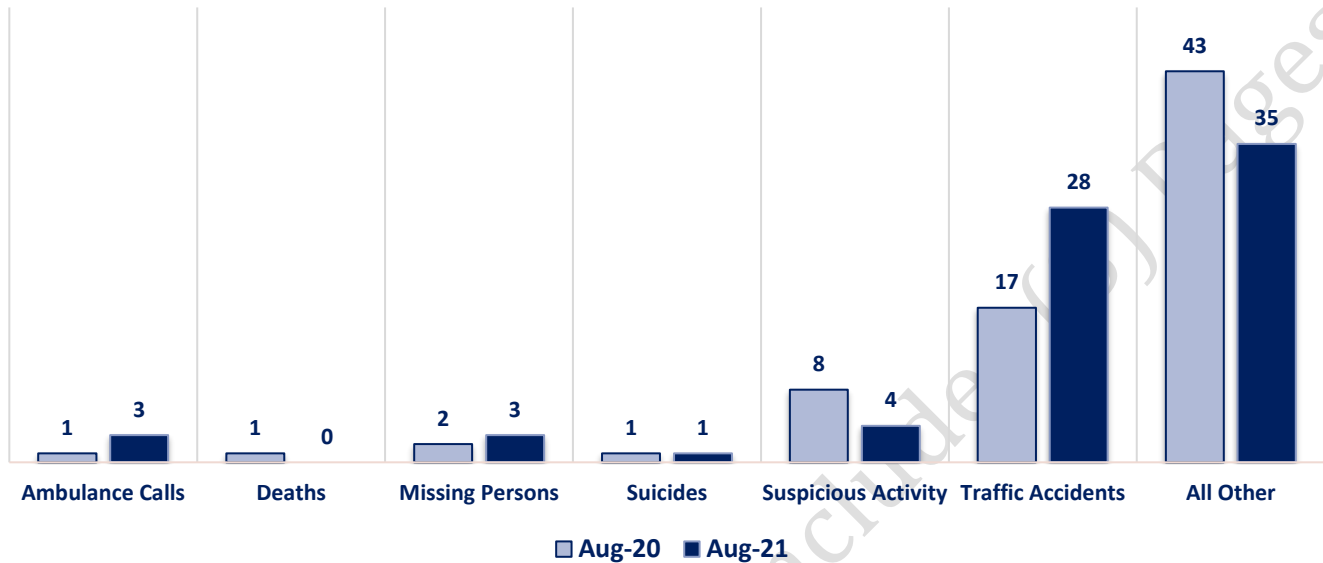
Part I Offenses



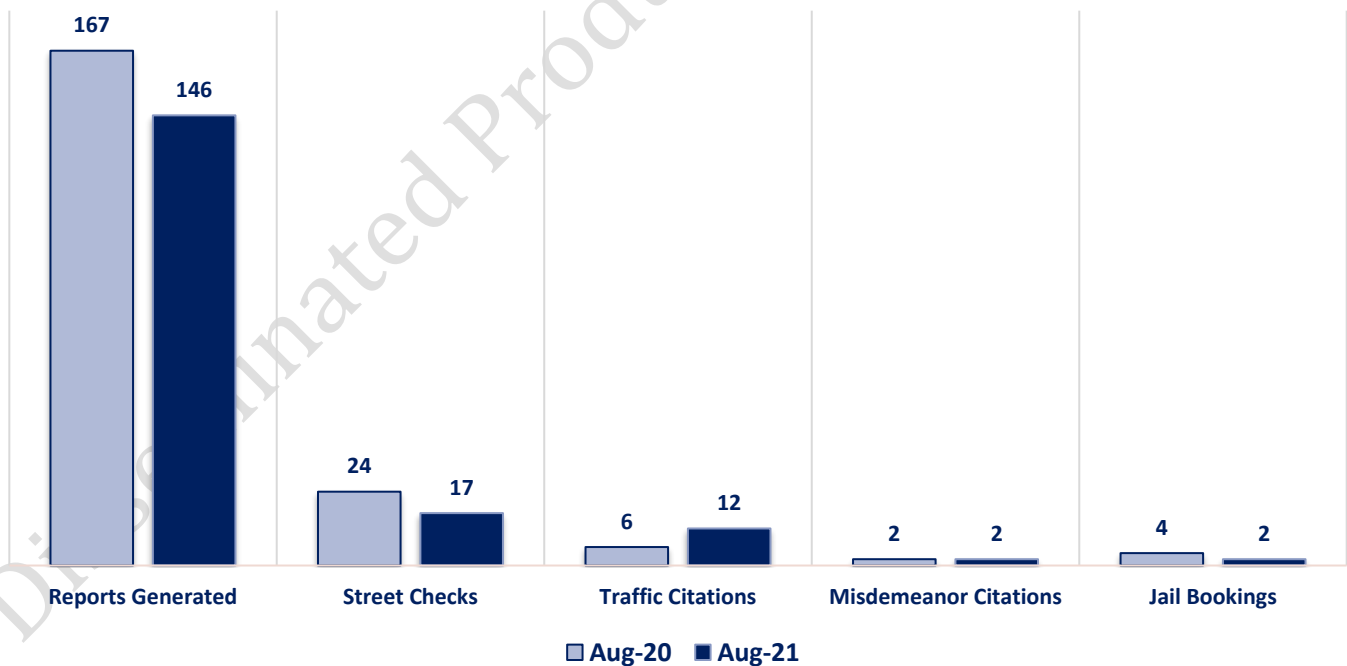
Part II Offenses



Non-UCR Offenses

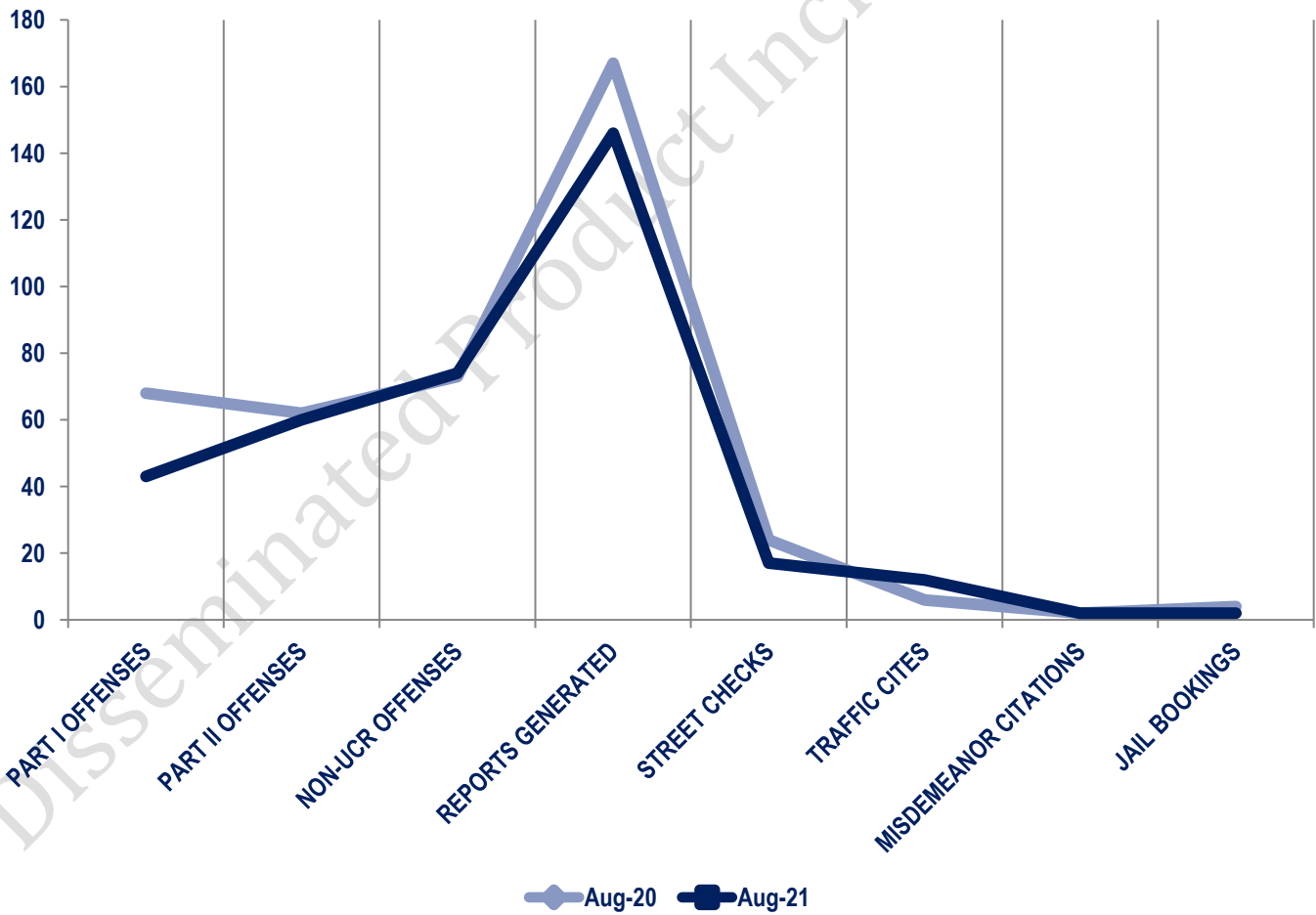


Other Event Totals



Combined Offense/Event Trends

	AUG 2020	AUG 2021
Part I Offenses	68	43
Part II Offenses	62	60
NonUCR Offenses	73	74
Reports Generated	167	146
Street Checks	24	17
Traffic Citations	6	12
Misdemeanor Citations	2	2
Jail Bookings	4	2

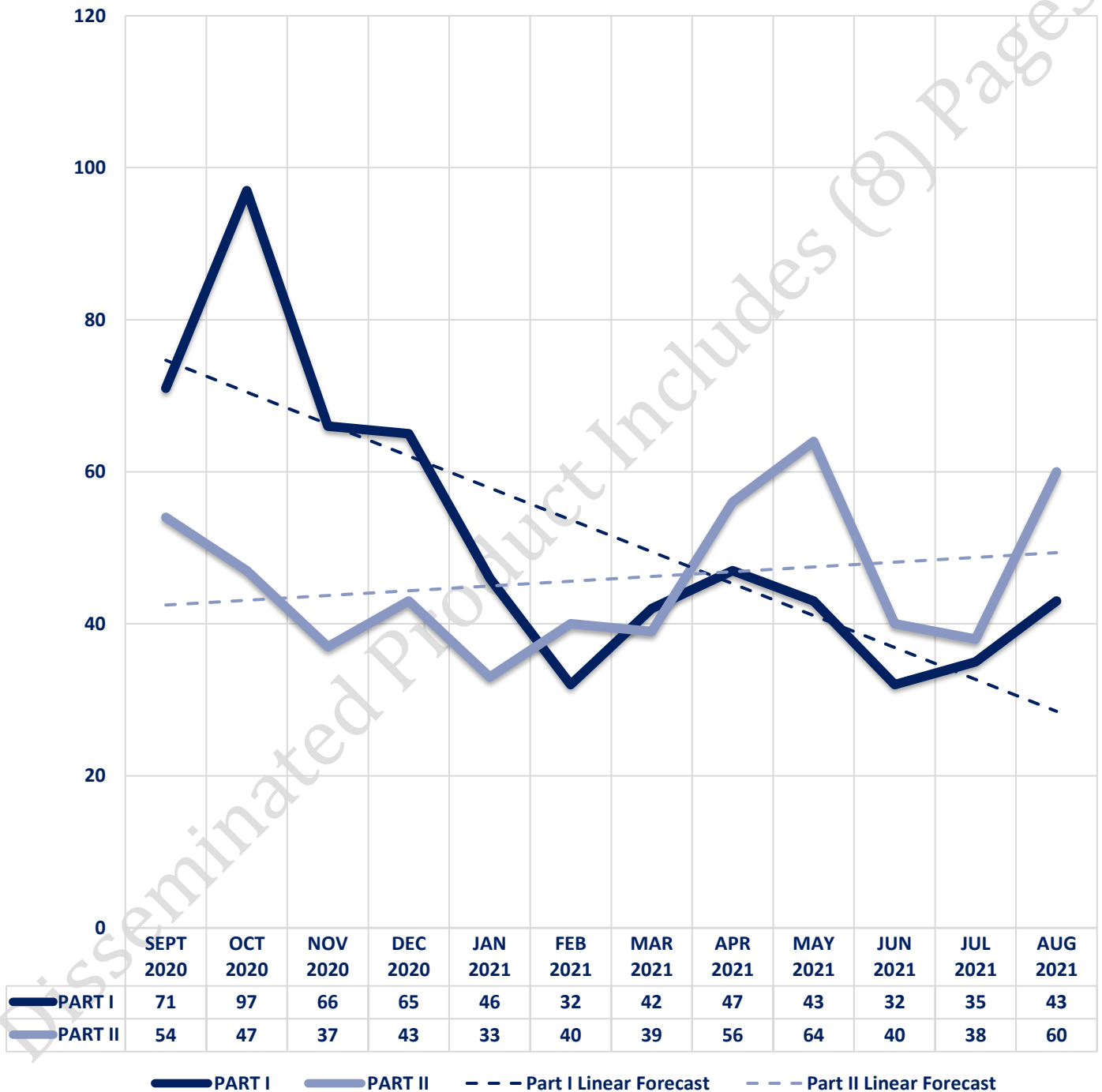


Seized Drugs

TYPE	DOSES	STREET VALUE
Cocaine	0.0	\$ -
Heroin	0.0	\$ -
Marijuana	0.0	\$ -
Hallucinogens	0.0	\$ -
Amphetamines	0.0	\$ -
TOTAL	0.0	\$ -

No Data

Part I & II Offenses - One Year





CITY COUNCIL DISTRICT #6

MONTHLY OFFENSE SUMMARY

September 2021

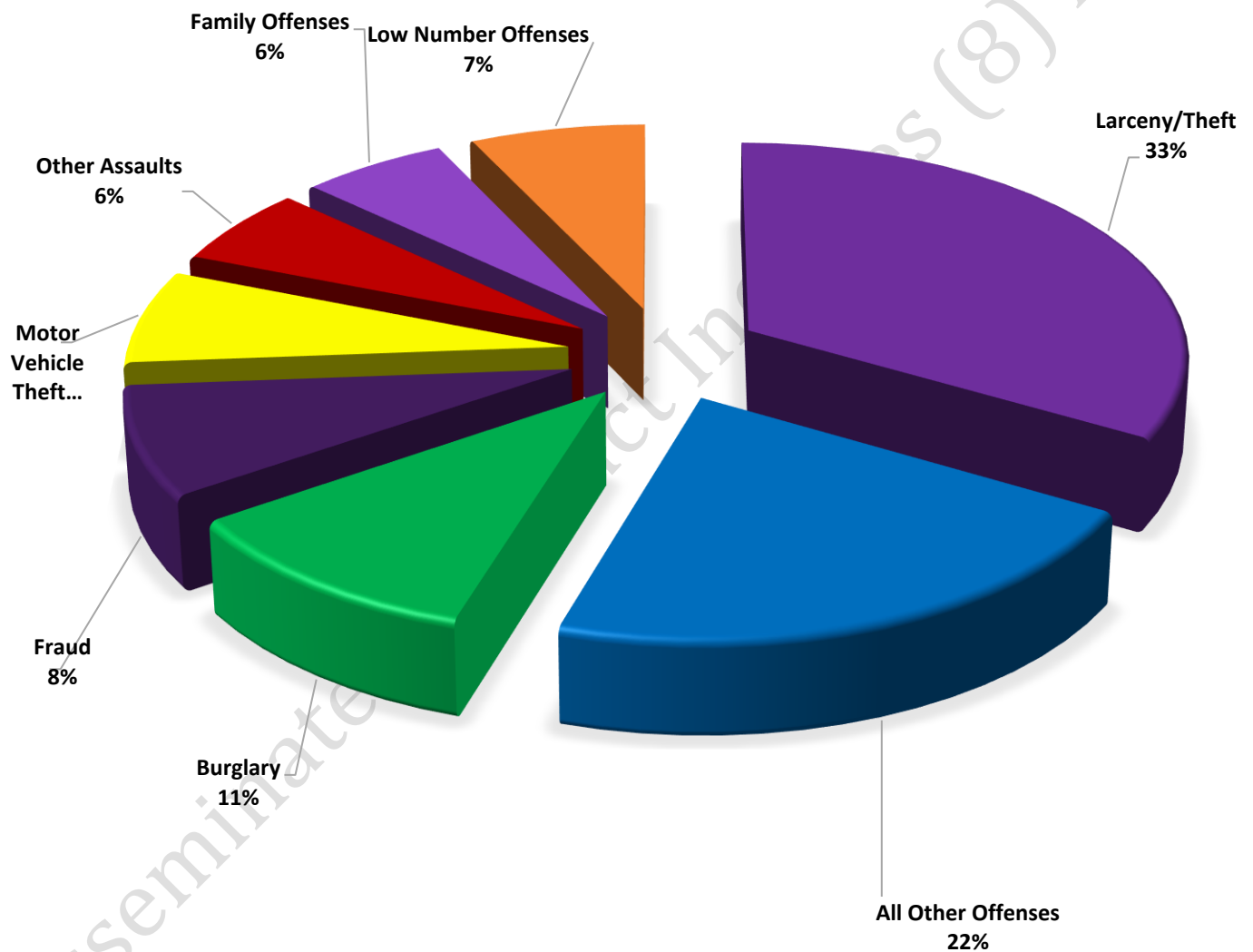
These figures represent preliminary counts of original Police Incident Reports and include all offenses within the above listed City Council District only. Full statistical analysis to determine the confidence level of this data has not been performed. The results contained herein are approximate in relation to the listed area and may not fully coincide with data shown in other areas of SLCPD's Crime Statistics page such as Calls for Service, Crimes Trending, and Crime Reports due to and reflective of departmental procedures that were in place at the time the event occurred and the date this data was compiled. Results displayed are not distinguished as attempted or completed crimes, do not include other calls for police service, and only represent police service where a report was made. Police Incident Reports are classified by primary offense categories as defined by the Uniform Crime Reporting (UCR) system, however for this report all offenses are included, and each incident may have more than one offense listed on it. In cases where there is more than one offense listed, all offenses are counted individually. Although every reasonable verification effort is made, the accuracy of any data is subject to the constraints of the report generation process as well as the manner, format, and point in time of any query.

PART I OFFENSES:	Chosen by the FBI as Part I Offenses because they are serious crimes that occur with regularity in all areas of the country and are likely to be reported to Police.
PART II OFFENSES:	All other crimes other than the eight Part I Offenses. The Uniform Crime Reporting Program gathers only arrest data for Part II Offenses, however, SLCPD results displayed in this document display all Part II Offenses, regardless of the presence of arrest data.
ALL OTHER OFFENSES:	Under the Part II Offense section, 'All Other Offenses' include Peeping Tom, Trespass, Kidnap/Abduction, Pornography, Extortion/Blackmail, Bribery, Warrants, Sexual Offenses, Obstruction, Public Peace, and Hit & Run.
NON-UCR OFFENSES:	Non-UCR Offenses include reports for all other offenses not classified as a Part I or Part II Offense. Results displayed separate some of these offenses such as Ambulance Calls, Deaths, Missing Persons, Suicides, Suspicious Activity, and Traffic Accidents.
ALL OTHER NON-UCR:	Under the Non-UCR category, 'All Other' include the remainder of offenses not classified as Part I or Part II and not separated from the Non-UCR Offenses. These include things such as Loud Parties, Barking Dogs, Mentally Ill Subjects, Citizen Assistance, etc.
LOW NUMBER OFFENSES:	On page two, in the interest of space and allowing for easier viewing, the category titled 'Low Number Offenses' include Part I and Part II Offenses from page one that have totals under the amount of 1.

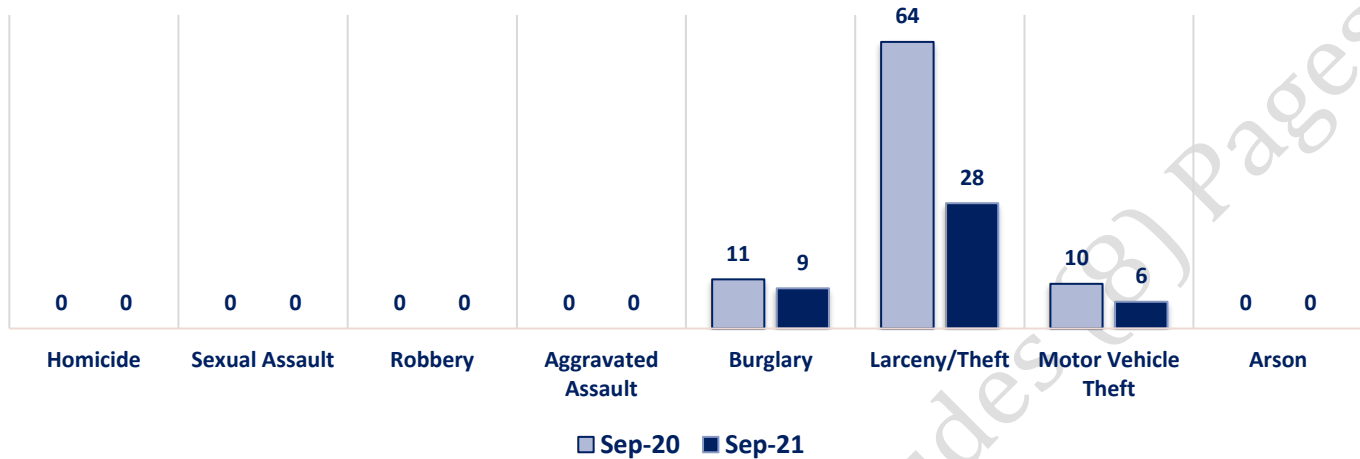
Offenses

		PART I OFFENSES		PART II OFFENSES			
		OFFENSE	SEPT 20	SEPT 21	OFFENSE	SEPT 20	SEPT 21
VIOLENT	PROPERTY	Homicide	0	0	Other Assaults	9	5
		Sexual Assault	0	0	Forgery/Counterfeit	1	1
		Robbery	0	0	Fraud	9	7
		Aggravated Assault	0	0	Embezzlement	0	0
		Burglary	11	9	Stolen Property	0	0
		Larceny/Theft	64	28	Vandalism	9	1
		Motor Vehicle Theft	10	6	Weapons	1	0
		Arson	0	0	Prostitution	0	0
		PART I TOTALS	85	43	Sex Offenses	0	1
		Ambulance Calls	0	0	Drug Abuse	0	0
NON-UCR OFFENSES	Deaths	1	2	Gambling	0	0	
	Missing Persons	1	2	Family Offenses	8	5	
	Suicides	1	0	DUI	0	1	
	Suspicious Activity	3	9	Liquor Laws	0	1	
	Traffic Accidents	16	32	Drunkenness	0	0	
	All Other	38	23	Disorderly Conduct	0	1	
	NON-UCR TOTALS	60	68	All Other Offenses	21	18	
	PART I OFFENSES	85	43	Curfew/Loitering	0	0	
TOTALS	PART II OFFENSES	58	41	Runaway	0	0	
	NON-UCR OFFENSES	60	68	PART II TOTALS	58	41	
	TOTAL	203	152				

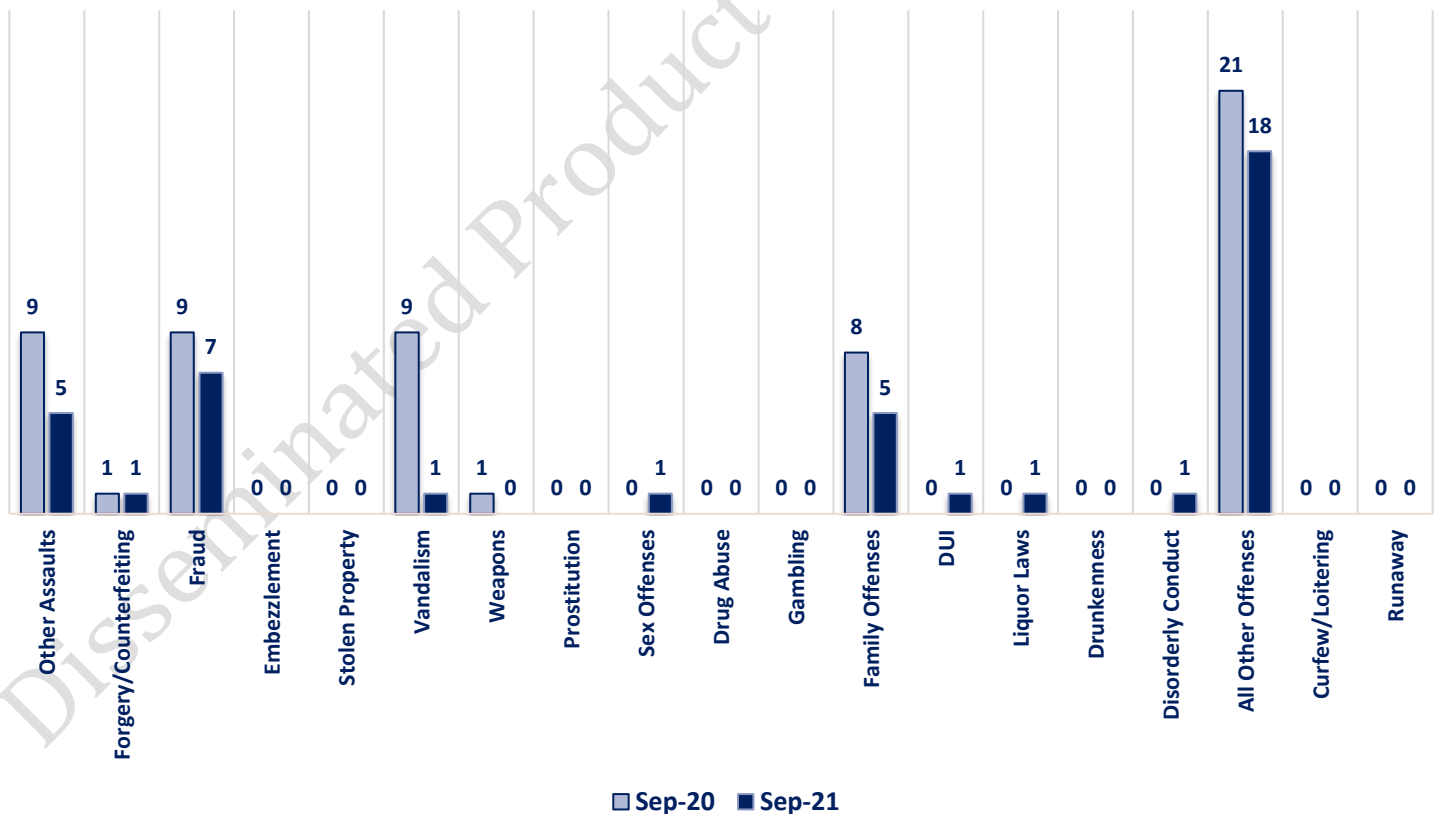
SEPTEMBER 2021 - PART I & II OFFENSE PERCENTAGES



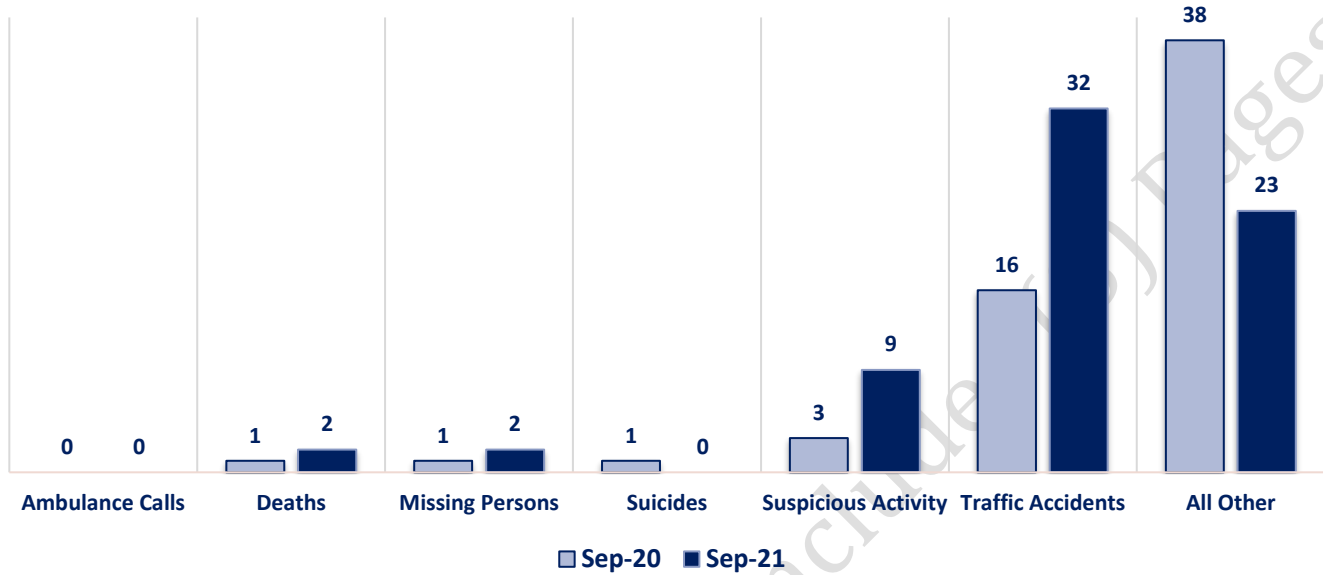
Part I Offenses



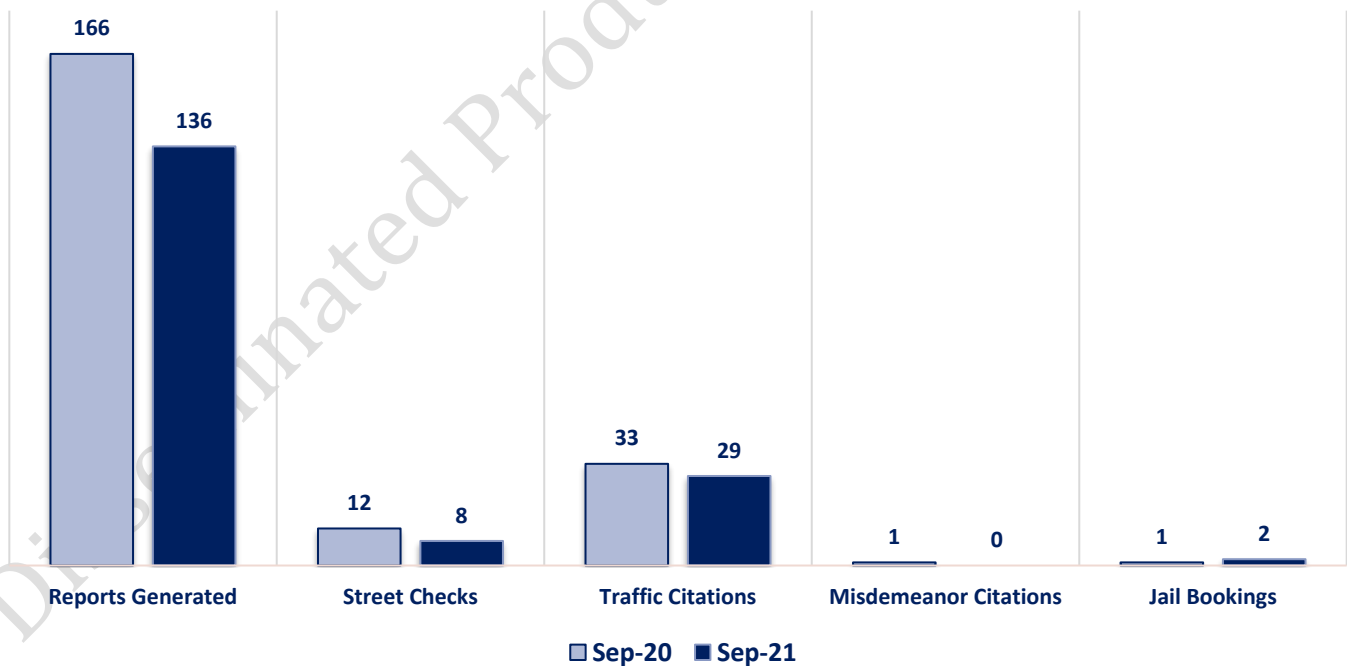
Part II Offenses



Non-UCR Offenses

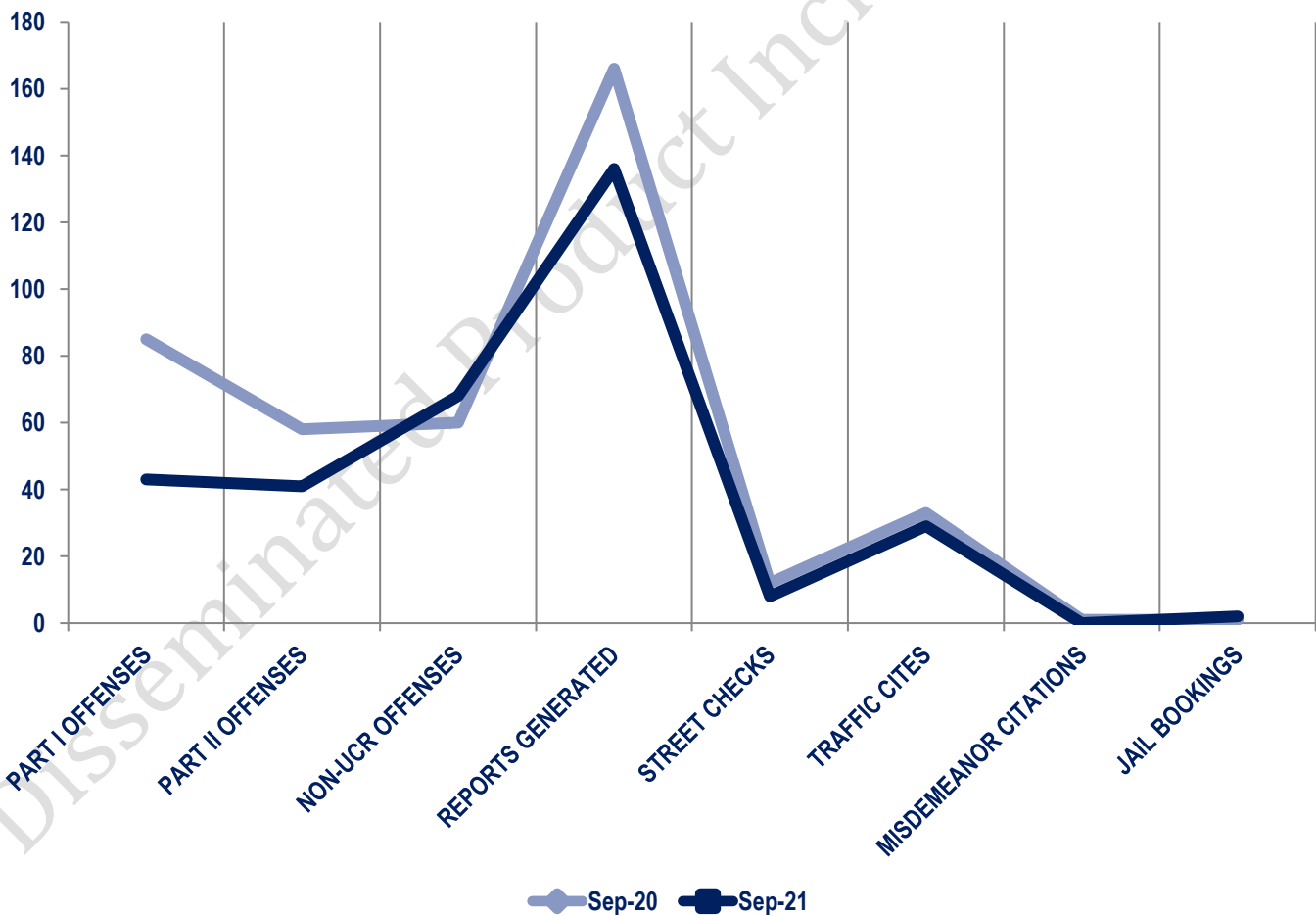


Other Event Totals



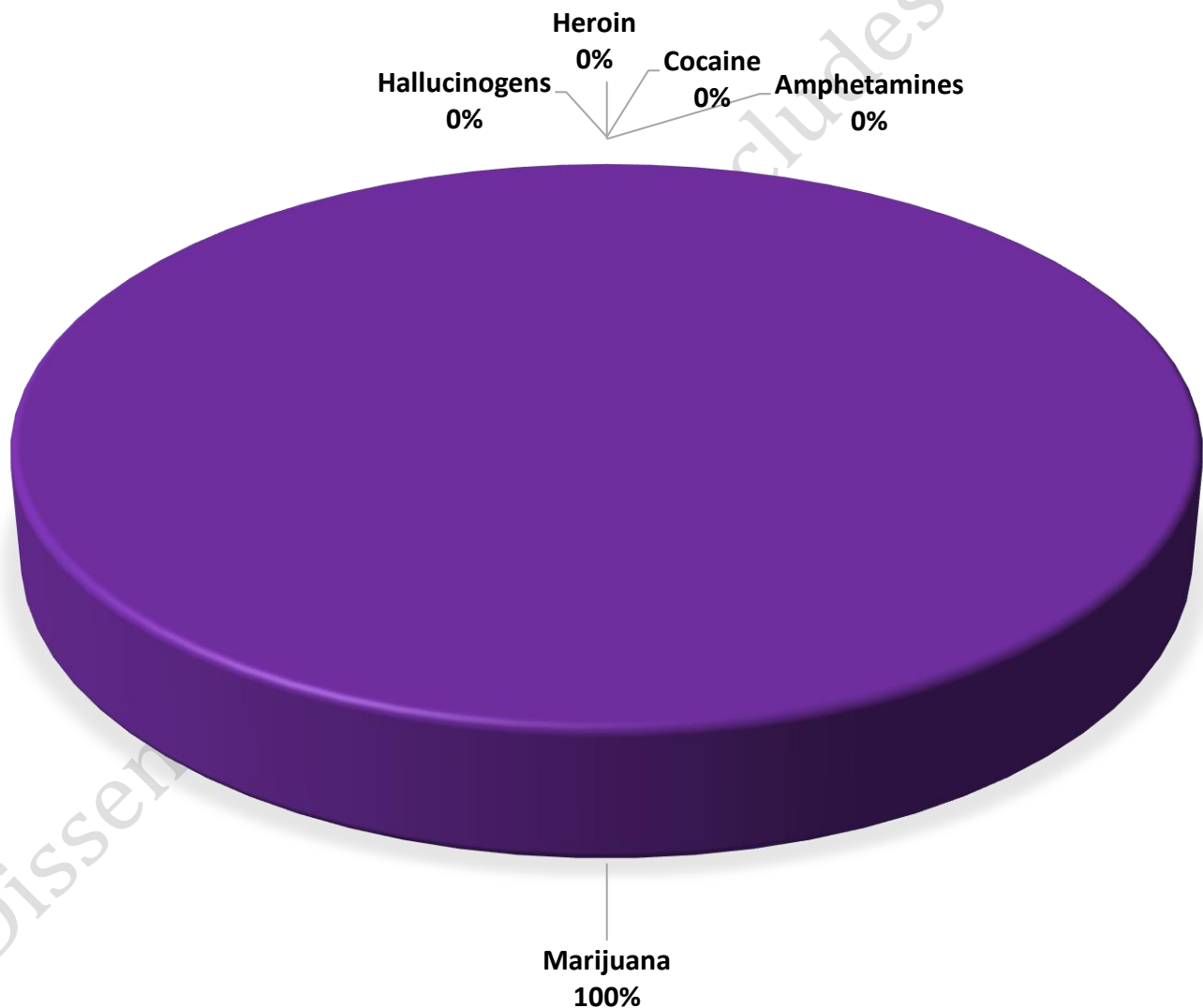
Combined Offense/Event Trends

	SEPT 2020	SEPT 2021
Part I Offenses	85	43
Part II Offenses	58	41
NonUCR Offenses	60	68
Reports Generated	166	136
Street Checks	12	8
Traffic Citations	33	29
Misdemeanor Citations	1	0
Jail Bookings	1	2

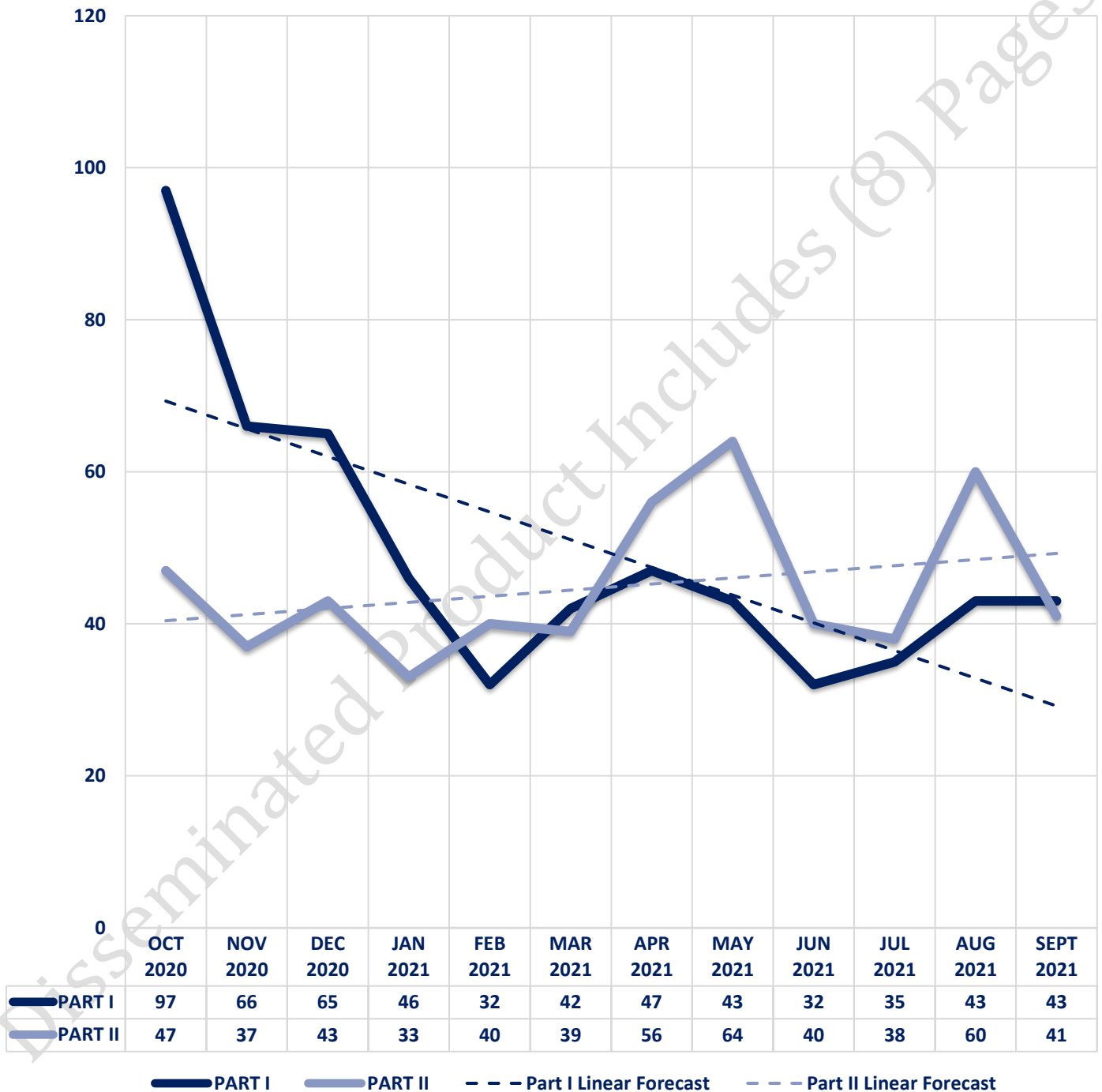


Seized Drugs

TYPE	DOSES	STREET VALUE
Cocaine	0.0	\$ -
Heroin	0.0	\$ -
Marijuana	10.6	\$ 63.49
Hallucinogens	0.0	\$ -
Amphetamines	0.0	\$ -
TOTAL	10.6	\$ 63.49



Part I & II Offenses - One Year





CITY COUNCIL DISTRICT #6

MONTHLY OFFENSE SUMMARY

October 2021

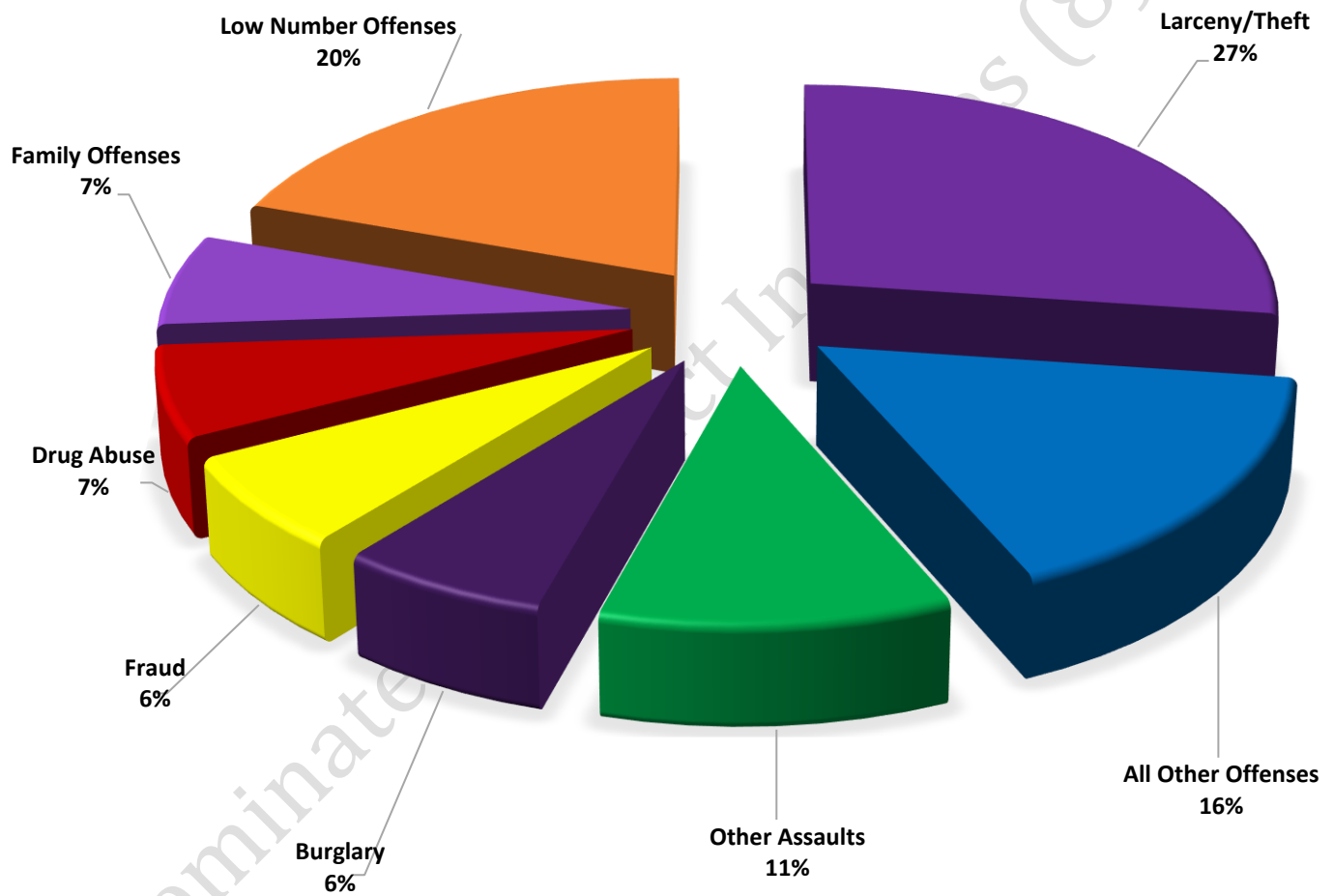
These figures represent preliminary counts of original Police Incident Reports and include all offenses within the above listed City Council District only. Full statistical analysis to determine the confidence level of this data has not been performed. The results contained herein are approximate in relation to the listed area and may not fully coincide with data shown in other areas of SLCPD's Crime Statistics page such as Calls for Service, Crimes Trending, and Crime Reports due to and reflective of departmental procedures that were in place at the time the event occurred and the date this data was compiled. Results displayed are not distinguished as attempted or completed crimes, do not include other calls for police service, and only represent police service where a report was made. Police Incident Reports are classified by primary offense categories as defined by the Uniform Crime Reporting (UCR) system, however for this report all offenses are included, and each incident may have more than one offense listed on it. In cases where there is more than one offense listed, all offenses are counted individually. Although every reasonable verification effort is made, the accuracy of any data is subject to the constraints of the report generation process as well as the manner, format, and point in time of any query.

PART I OFFENSES:	Chosen by the FBI as Part I Offenses because they are serious crimes that occur with regularity in all areas of the country and are likely to be reported to Police.
PART II OFFENSES:	All other crimes other than the eight Part I Offenses. The Uniform Crime Reporting Program gathers only arrest data for Part II Offenses, however, SLCPD results displayed in this document display all Part II Offenses, regardless of the presence of arrest data.
ALL OTHER OFFENSES:	Under the Part II Offense section, 'All Other Offenses' include Peeping Tom, Trespass, Kidnap/Abduction, Pornography, Extortion/Blackmail, Bribery, Warrants, Sexual Offenses, Obstruction, Public Peace, and Hit & Run.
NON-UCR OFFENSES:	Non-UCR Offenses include reports for all other offenses not classified as a Part I or Part II Offense. Results displayed separate some of these offenses such as Ambulance Calls, Deaths, Missing Persons, Suicides, Suspicious Activity, and Traffic Accidents.
ALL OTHER NON-UCR:	Under the Non-UCR category, 'All Other' include the remainder of offenses not classified as Part I or Part II and not separated from the Non-UCR Offenses. These include things such as Loud Parties, Barking Dogs, Mentally Ill Subjects, Citizen Assistance, etc.
LOW NUMBER OFFENSES:	On page two, in the interest of space and allowing for easier viewing, the category titled 'Low Number Offenses' include Part I and Part II Offenses from page one that have totals under the amount of 5.

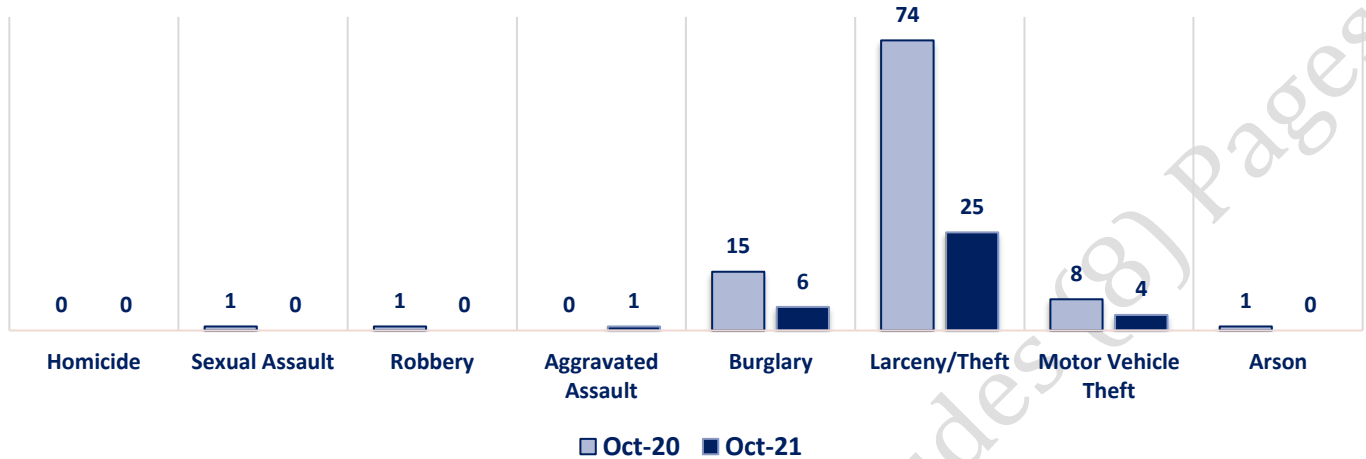
Offenses

PART I OFFENSES		OFFENSE		OCT 20	OCT 21	PART II OFFENSES			
		VIOLENT							
		Homicide		0	0				
		Sexual Assault		1	0				
		Robbery		1	0				
		Aggravated Assault		0	1				
		Burglary		15	6				
		Larceny/Theft		74	25				
		Motor Vehicle Theft		8	4				
		Arson		1	0				
PART I TOTALS		100	36	PART II TOTALS		54	56		
NON-UCR OFFENSES		Ambulance Calls		3	1	Drug Abuse		1	6
		Deaths		0	1	Gambling		0	0
		Missing Persons		0	1	Family Offenses		4	6
		Suicides		0	0	DUI		0	4
		Suspicious Activity		8	7	Liquor Laws		0	0
		Traffic Accidents		15	25	Drunkenness		0	0
		All Other		39	28	Disorderly Conduct		1	0
		NON-UCR TOTALS		65	63	All Other Offenses		12	15
PART I OFFENSES		100	36	PART II OFFENSES		54	56		
PART II OFFENSES		54	56	NON-UCR OFFENSES		65	63		
TOTAL		219	155	TOTAL		219	155		

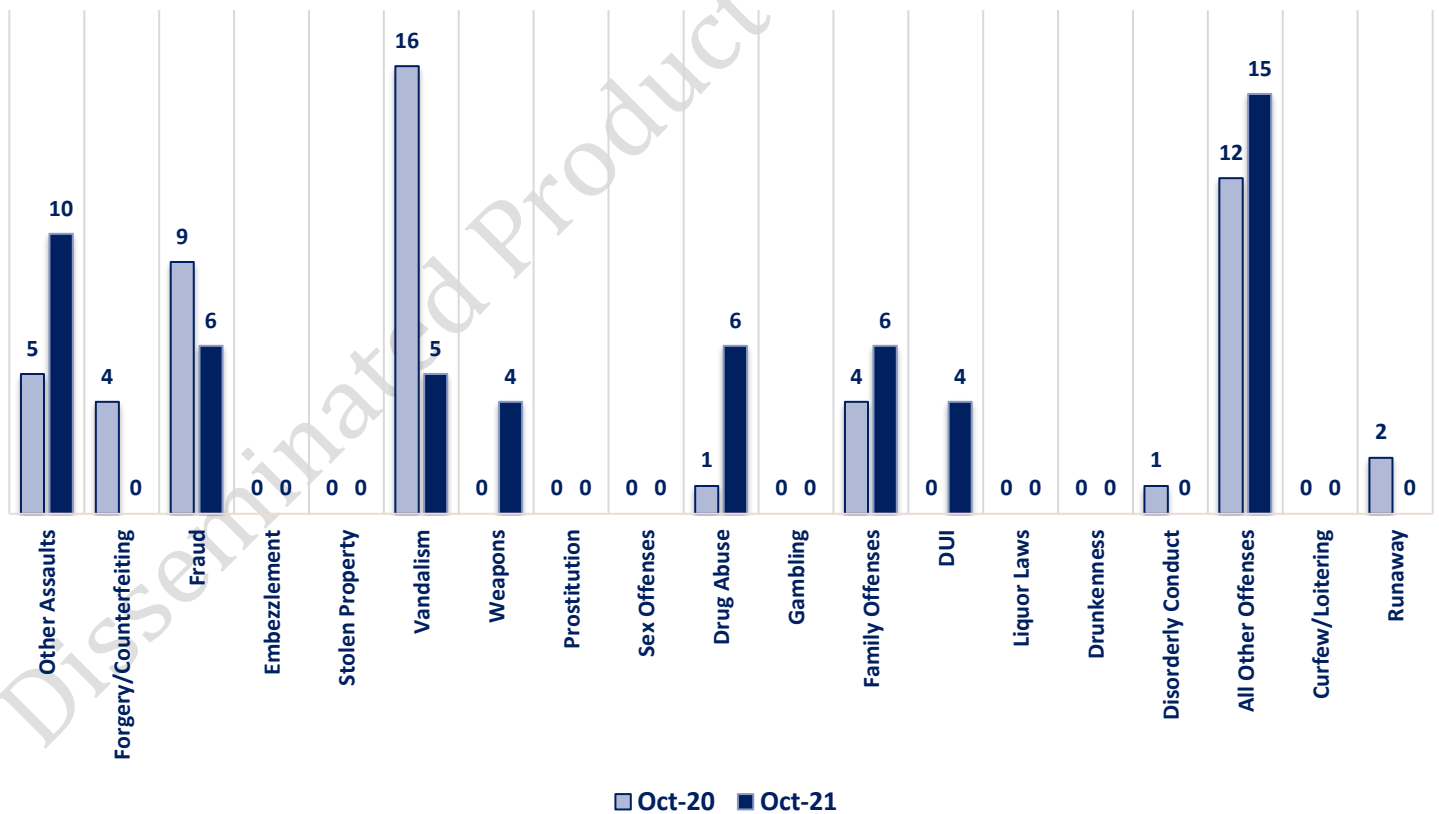
SEPTEMBER 2021 - PART I & II OFFENSE PERCENTAGES



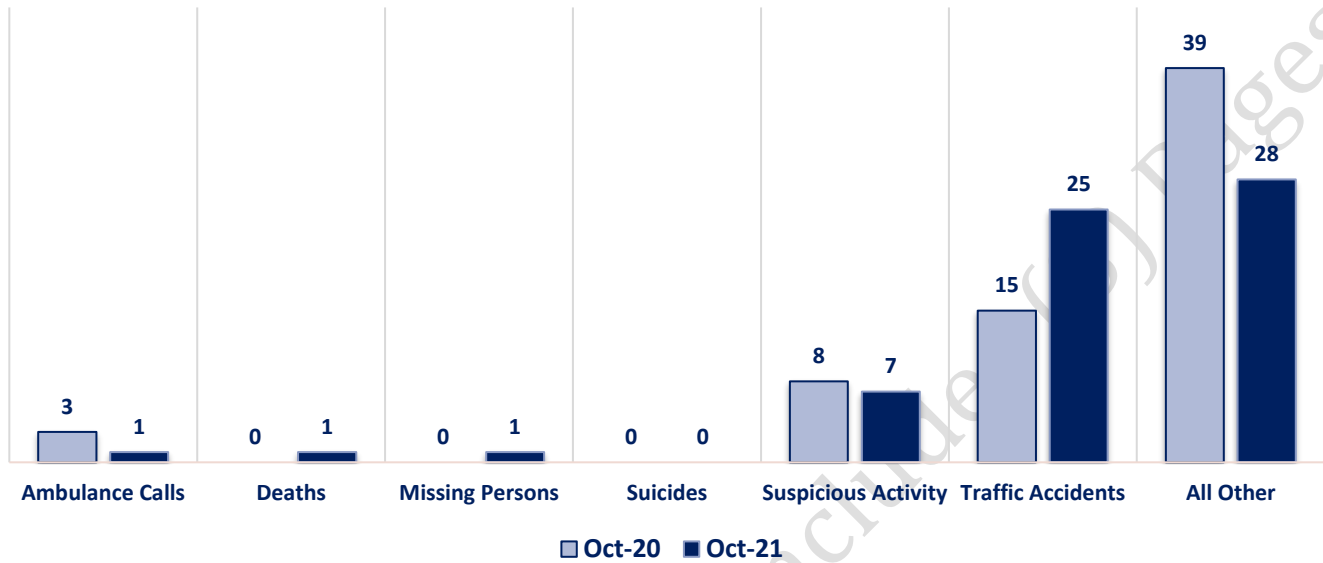
Part I Offenses



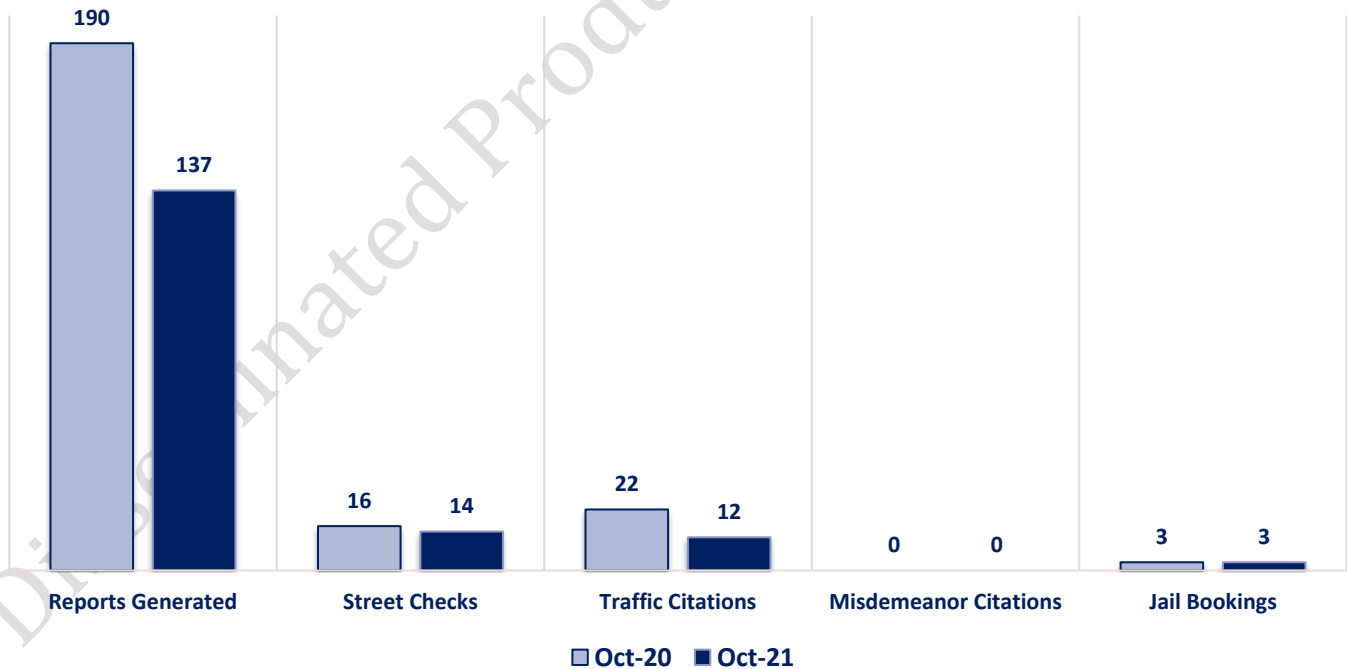
Part II Offenses



Non-UCR Offenses

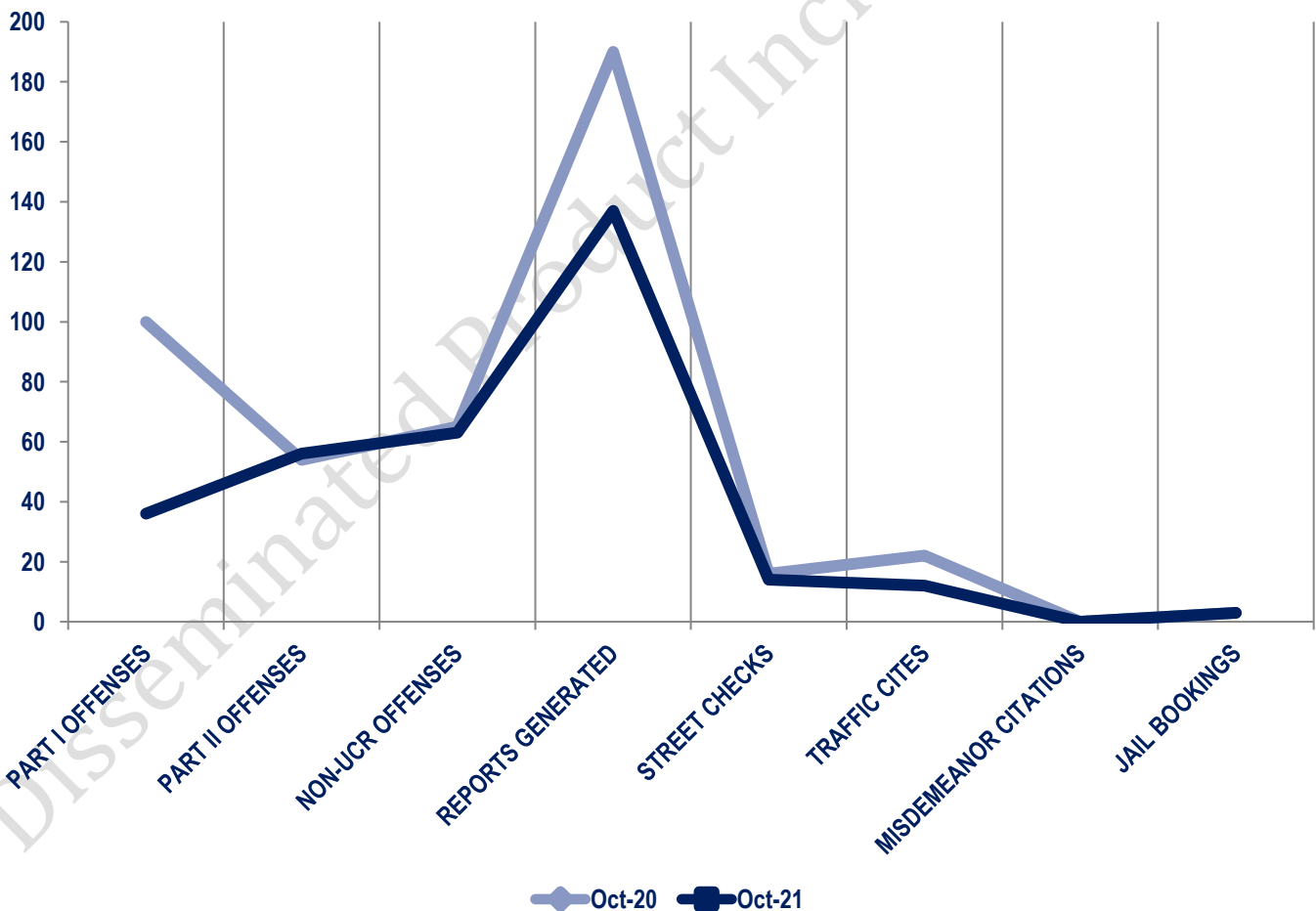


Other Event Totals



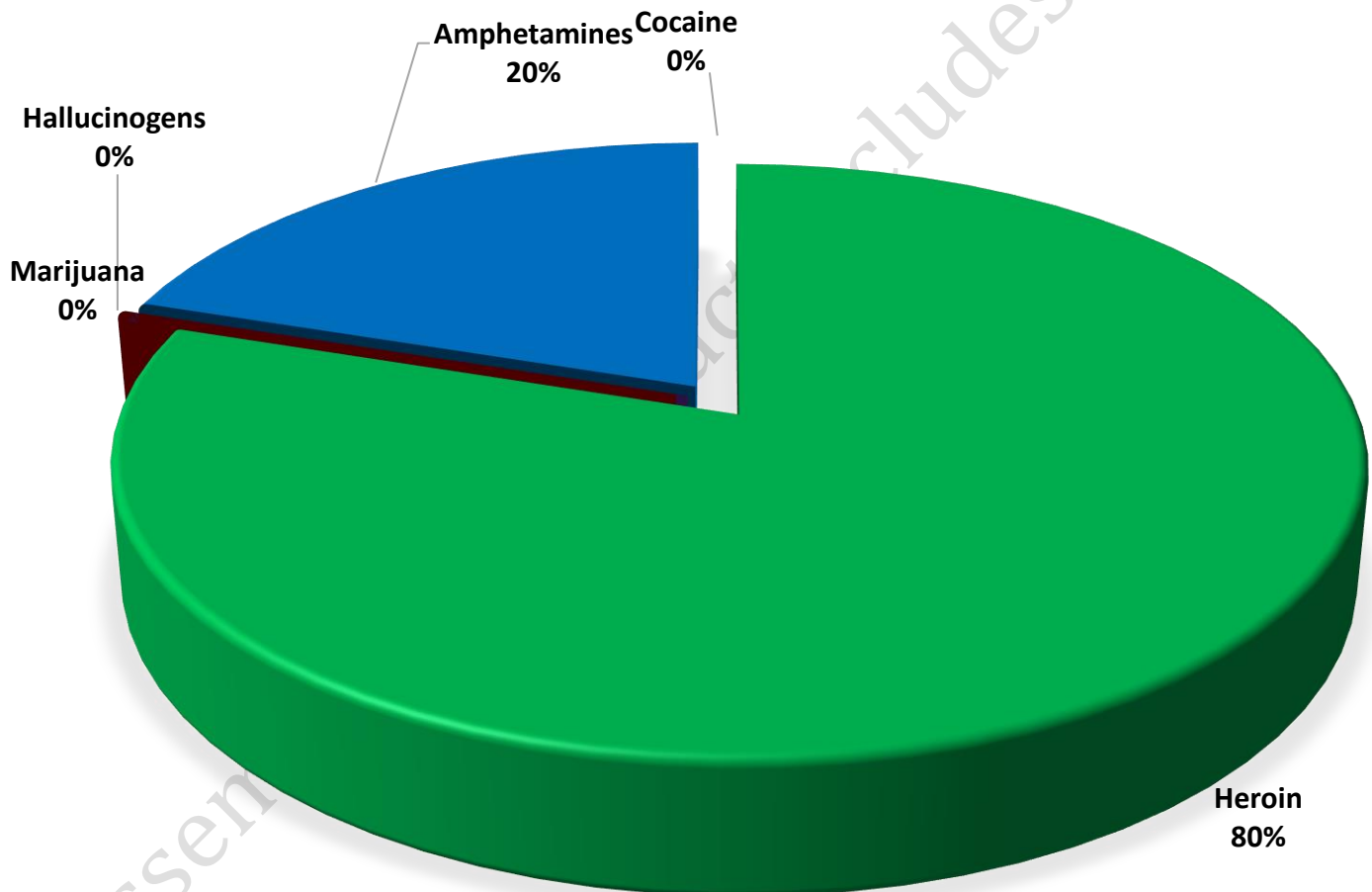
Combined Offense/Event Trends

	OCT 2020	OCT 2021
Part I Offenses	100	36
Part II Offenses	54	56
NonUCR Offenses	65	63
Reports Generated	190	137
Street Checks	16	14
Traffic Citations	22	12
Misdemeanor Citations	0	0
Jail Bookings	3	3

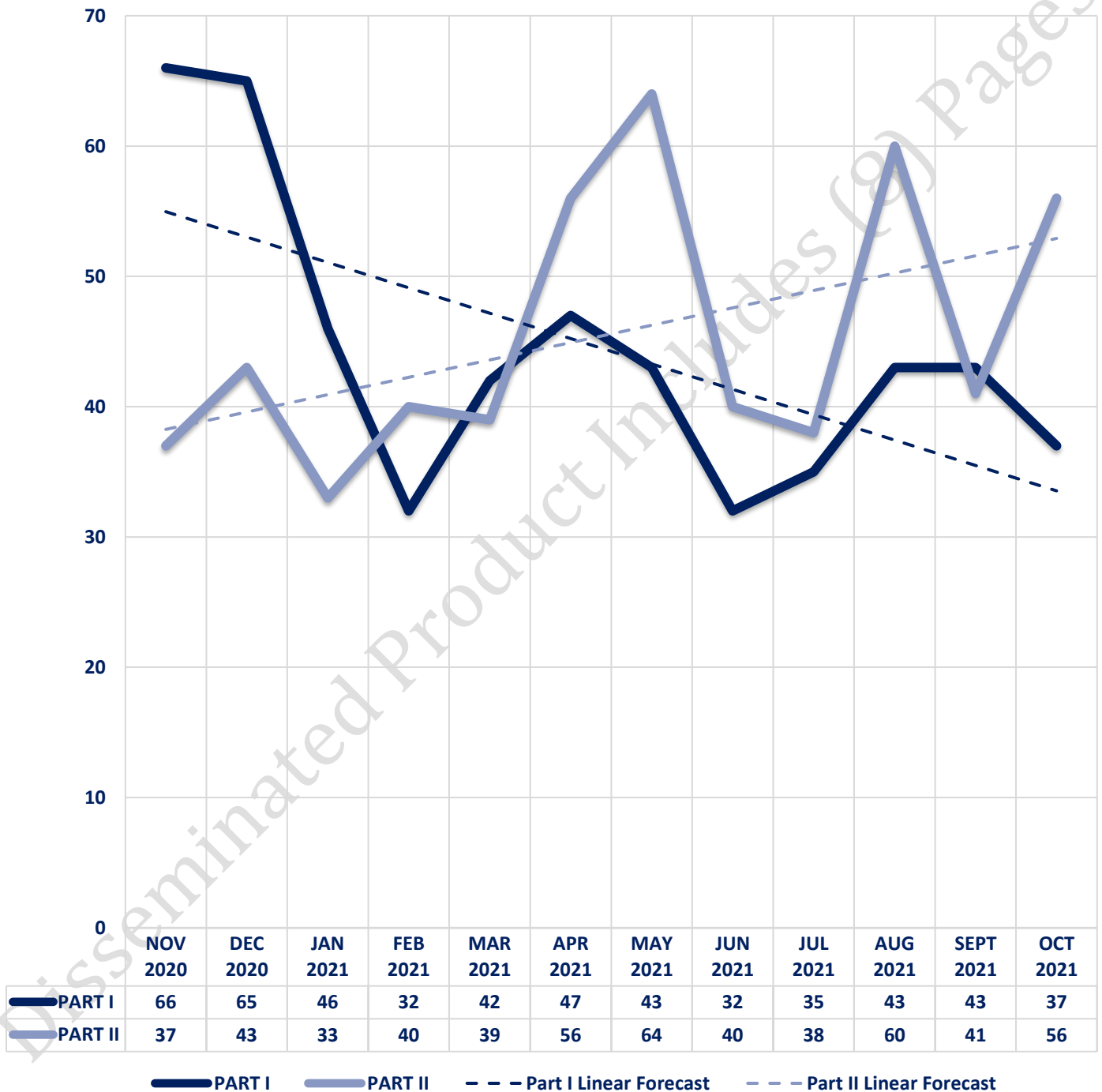


Seized Drugs

TYPE	DOSES	STREET VALUE
Cocaine	0.0	\$ -
Heroin	4.0	\$ 40.00
Marijuana	0.0	\$ -
Hallucinogens	0.0	\$ -
Amphetamines	1.0	\$ 10.00
TOTAL	5.0	\$ 50.00



Part I & II Offenses - One Year





CITY COUNCIL DISTRICT #6

MONTHLY OFFENSE SUMMARY

November 2021

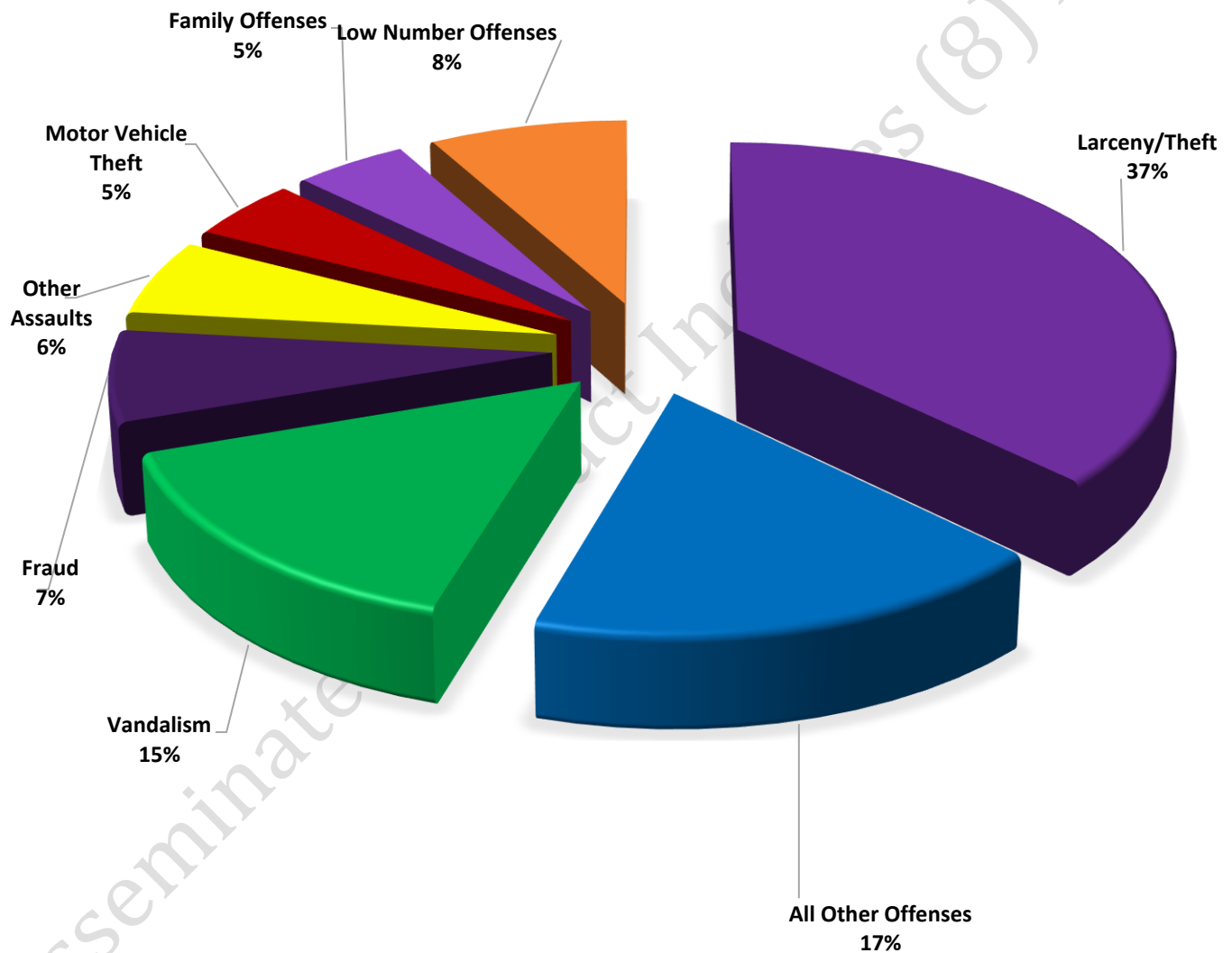
These figures represent preliminary counts of original Police Incident Reports and include all offenses within the above listed City Council District only. Full statistical analysis to determine the confidence level of this data has not been performed. The results contained herein are approximate in relation to the listed area and may not fully coincide with data shown in other areas of SLCPD's Crime Statistics page such as Calls for Service, Crimes Trending, and Crime Reports due to and reflective of departmental procedures that were in place at the time the event occurred and the date this data was compiled. Results displayed are not distinguished as attempted or completed crimes, do not include other calls for police service, and only represent police service where a report was made. Police Incident Reports are classified by primary offense categories as defined by the Uniform Crime Reporting (UCR) system, however for this report all offenses are included, and each incident may have more than one offense listed on it. In cases where there is more than one offense listed, all offenses are counted individually. Although every reasonable verification effort is made, the accuracy of any data is subject to the constraints of the report generation process as well as the manner, format, and point in time of any query.

PART I OFFENSES:	Chosen by the FBI as Part I Offenses because they are serious crimes that occur with regularity in all areas of the country and are likely to be reported to Police.
PART II OFFENSES:	All other crimes other than the eight Part I Offenses. The Uniform Crime Reporting Program gathers only arrest data for Part II Offenses, however, SLCPD results displayed in this document display all Part II Offenses, regardless of the presence of arrest data.
ALL OTHER OFFENSES:	Under the Part II Offense section, 'All Other Offenses' include Peeping Tom, Trespass, Kidnap/Abduction, Pornography, Extortion/Blackmail, Bribery, Warrants, Sexual Offenses, Obstruction, Public Peace, and Hit & Run.
NON-UCR OFFENSES:	Non-UCR Offenses include reports for all other offenses not classified as a Part I or Part II Offense. Results displayed separate some of these offenses such as Ambulance Calls, Deaths, Missing Persons, Suicides, Suspicious Activity, and Traffic Accidents.
ALL OTHER NON-UCR:	Under the Non-UCR category, 'All Other' include the remainder of offenses not classified as Part I or Part II and not separated from the Non-UCR Offenses. These include things such as Loud Parties, Barking Dogs, Mentally Ill Subjects, Citizen Assistance, etc.
LOW NUMBER OFFENSES:	On page two, in the interest of space and allowing for easier viewing, the category titled 'Low Number Offenses' include Part I and Part II Offenses from page one that have totals under the amount of 3.

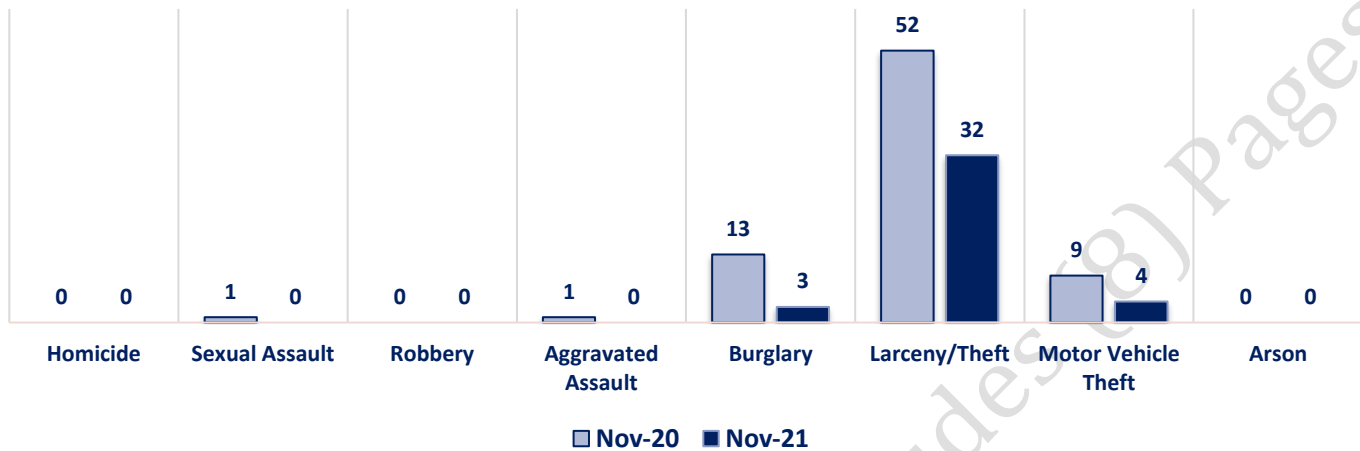
Offenses

PART I OFFENSES		OFFENSE		NOV 20	NOV 21	PART II OFFENSES			
		NOV 20		NOV 21					
		Homicide		0	0				
		Sexual Assault		1	0				
		Robbery		0	0				
		Aggravated Assault		1	0				
		Burglary		13	3				
		Larceny/Theft		52	32				
		Motor Vehicle Theft		9	4				
		Arson		0	0				
PART I TOTALS		76	39	Sex Offenses		0	0		
NON-UCR OFFENSES		Ambulance Calls		3	0	Drug Abuse		0	3
		Deaths		0	0	Gambling		0	0
		Missing Persons		0	0	Family Offenses		7	4
		Suicides		0	0	DUI		0	0
		Suspicious Activity		2	2	Liquor Laws		0	0
		Traffic Accidents		8	26	Drunkenness		0	0
		All Other		27	24	Disorderly Conduct		0	0
NON-UCR TOTALS		40	52	All Other Offenses		15	15		
PART I OFFENSES		76	39	Curfew/Loitering		0	0		
PART II OFFENSES		40	47	Runaway		1	0		
NON-UCR OFFENSES		40	52	PART II TOTALS		40	47		
TOTAL		156	138						

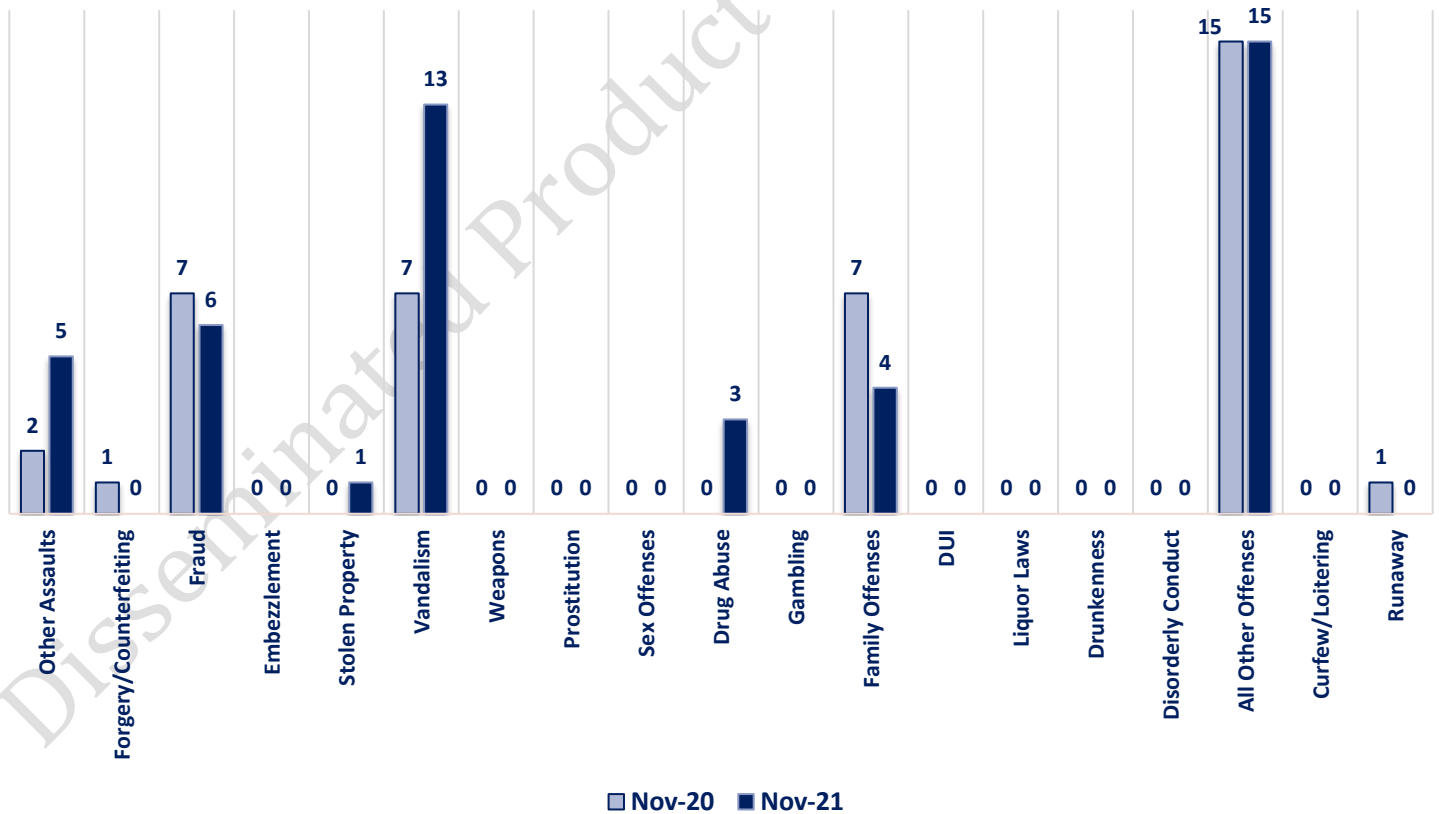
NOVEMBER 2021 - PART I & II OFFENSE PERCENTAGES



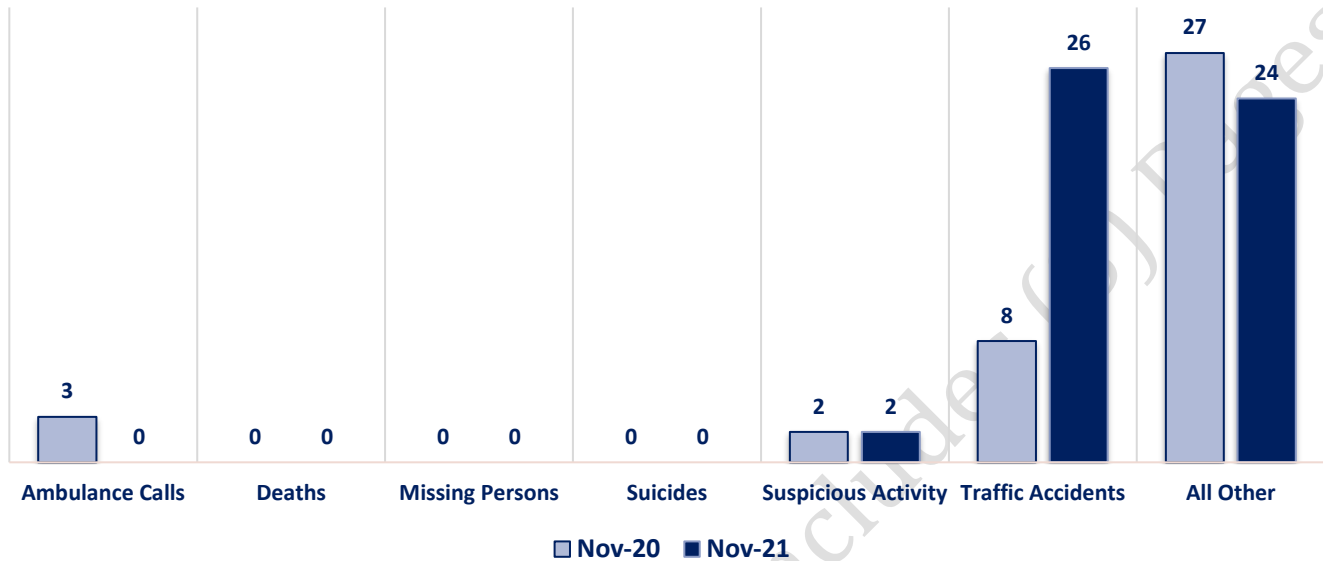
Part I Offenses



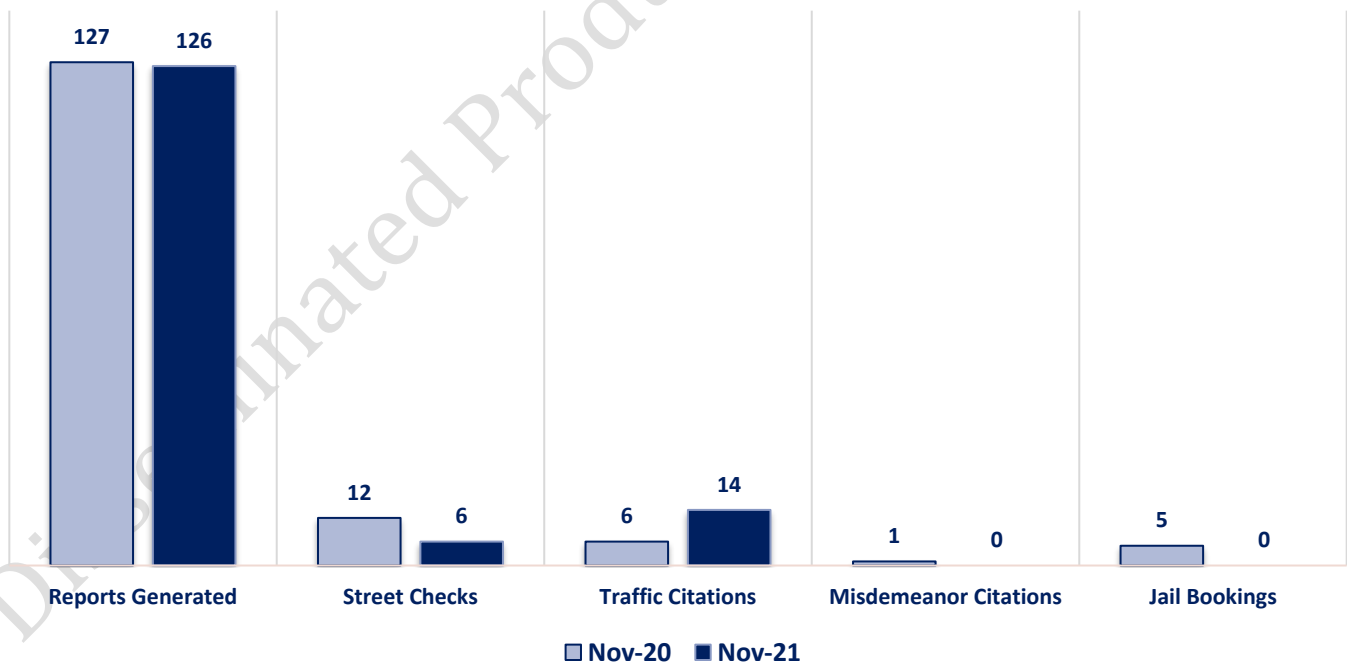
Part II Offenses



Non-UCR Offenses

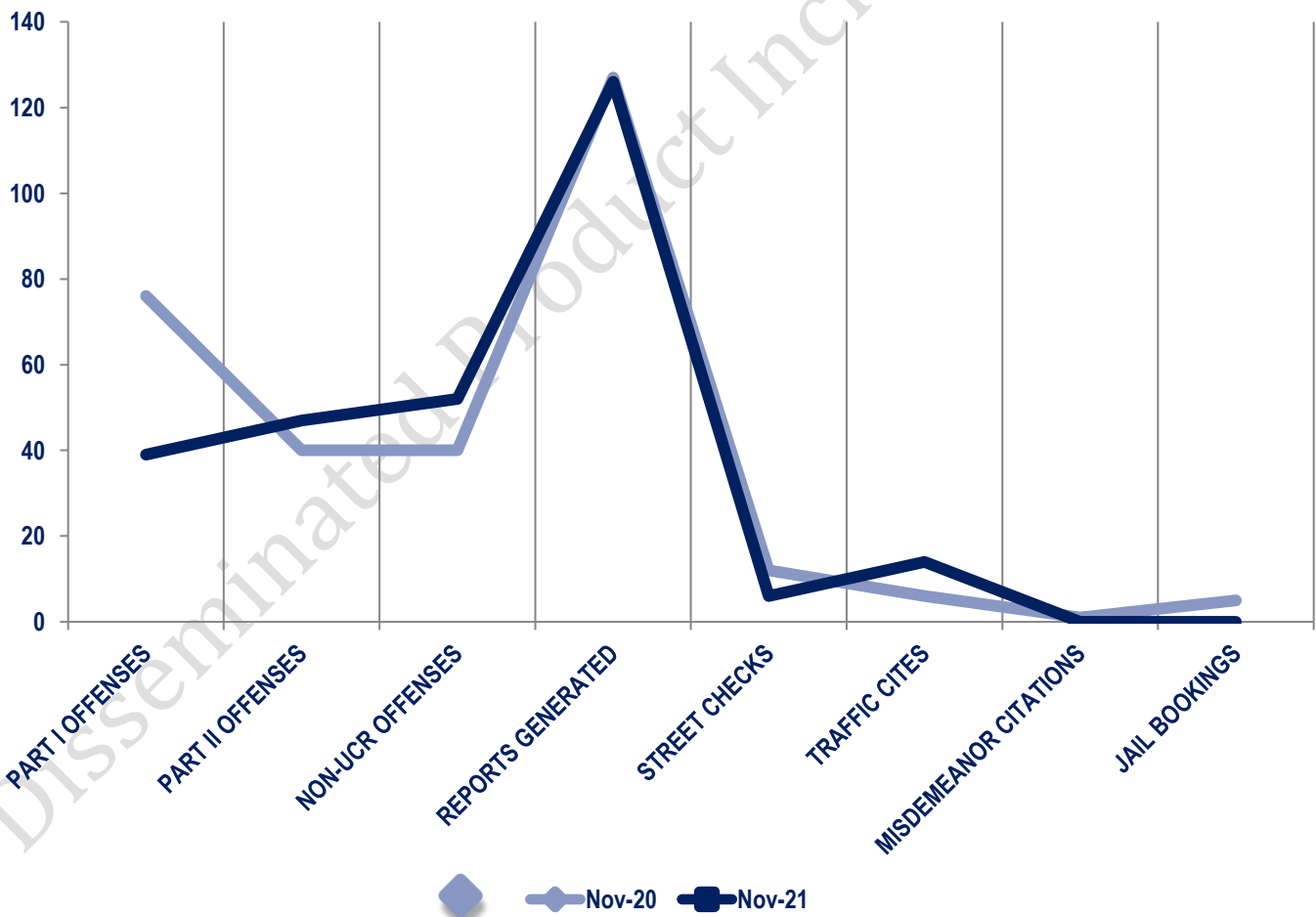


Other Event Totals



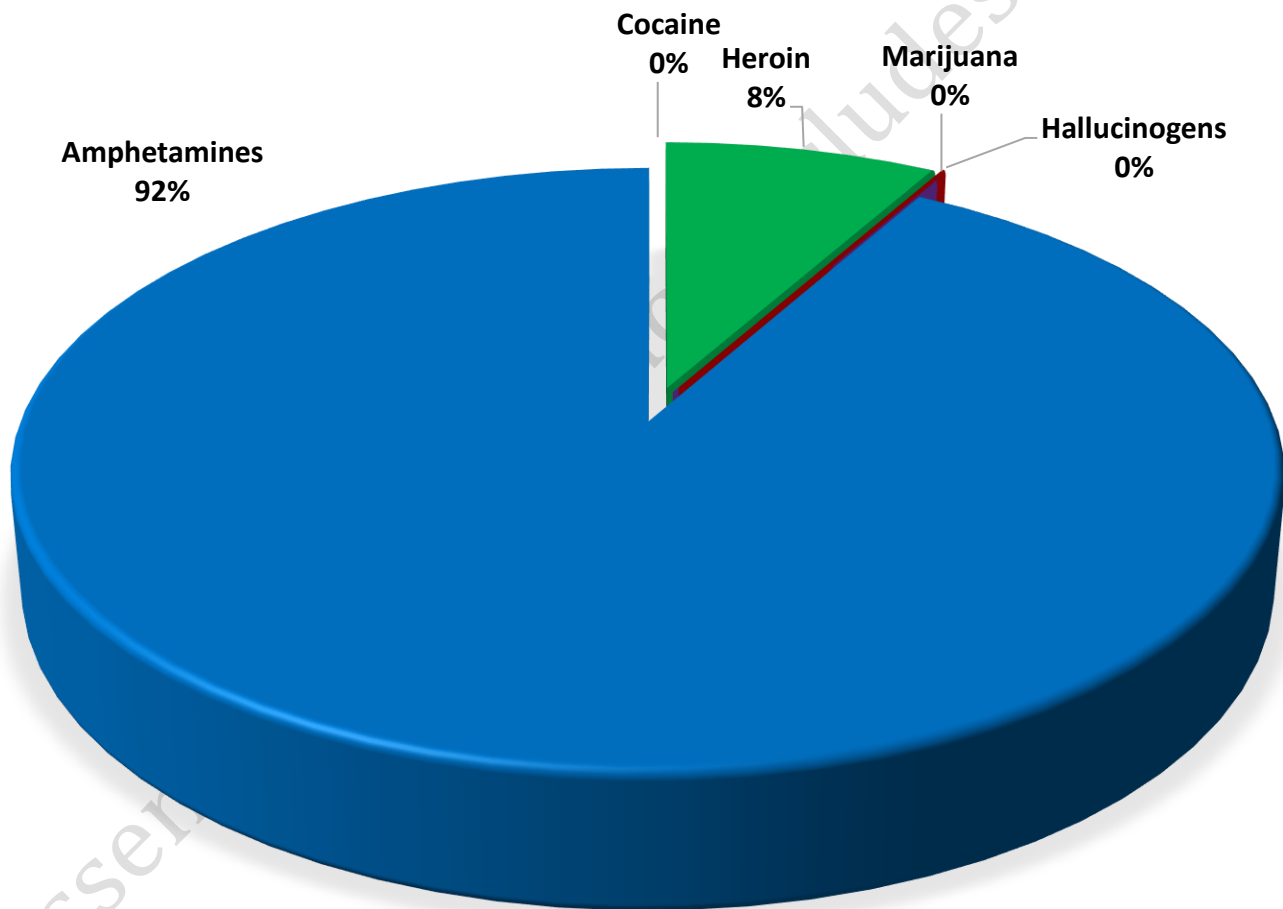
Combined Offense/Event Trends

	NOV 2020	NOV 2021
Part I Offenses	76	39
Part II Offenses	40	47
NonUCR Offenses	40	52
Reports Generated	127	126
Street Checks	12	6
Traffic Citations	6	14
Misdemeanor Citations	1	0
Jail Bookings	5	0

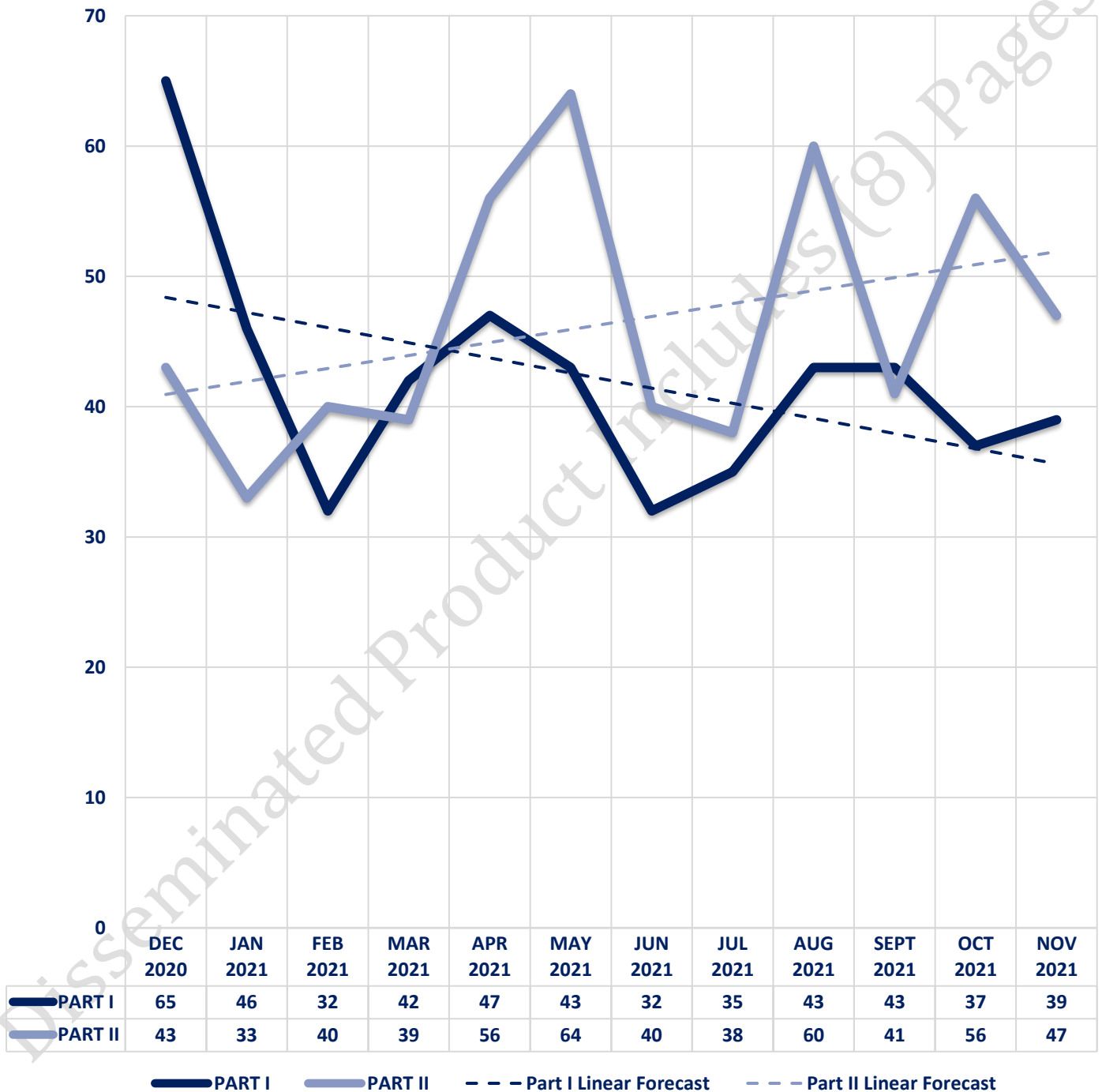


Seized Drugs

TYPE	DOSES	STREET VALUE
Cocaine	0.0	\$ -
Heroin	4.0	\$ 40.00
Marijuana	0.0	\$ -
Hallucinogens	0.0	\$ -
Amphetamines	45.0	\$ 450.00
TOTAL	49.0	\$ 490.00



Part I & II Offenses - One Year





CITY COUNCIL DISTRICT #6

MONTHLY OFFENSE SUMMARY

December 2021

These figures represent preliminary counts of original Police Incident Reports and include all offenses within the above listed City Council District only. Full statistical analysis to determine the confidence level of this data has not been performed. The results contained herein are approximate in relation to the listed area and may not fully coincide with data shown in other areas of SLCPD's Crime Statistics page such as Calls for Service, Crimes Trending, and Crime Reports due to and reflective of departmental procedures that were in place at the time the event occurred and the date this data was compiled. Results displayed are not distinguished as attempted or completed crimes, do not include other calls for police service, and only represent police service where a report was made. Police Incident Reports are classified by primary offense categories as defined by the Uniform Crime Reporting (UCR) system, however for this report all offenses are included, and each incident may have more than one offense listed on it. In cases where there is more than one offense listed, all offenses are counted individually. Although every reasonable verification effort is made, the accuracy of any data is subject to the constraints of the report generation process as well as the manner, format, and point in time of any query.

COMPSTAT OFFENSES: (Part I)

Chosen by the FBI as Part I Offenses because they are serious crimes that occur with regularity in all areas of the country and are likely to be reported to Police.

EXTENDED COMPSTAT OFFENSES: (Part II)

All other crimes other than the eight CompStat Offenses. The Uniform Crime Reporting Program gathers only arrest data for these offenses, however, SLCPD results displayed in this document display all of these, regardless of the presence of arrest data.

ALL OTHER OFFENSES:

Under the Extended CompStat Offense section, 'All Other Offenses' include Peeping Tom, Trespass, Kidnap/Abduction, Pornography, Extortion/Blackmail, Bribery, Warrants, Sexual Offenses, Obstruction, Public Peace, and Hit & Run.

NON-UCR OFFENSES:

Non-UCR Offenses include reports for all other offenses not classified as a CompStat or Extended CompStat Offense. Results displayed separate some of these offenses such as Ambulance Calls, Deaths, Missing Persons, Suicides, Suspicious Activity, and Traffic Accidents.

ALL OTHER NON-UCR:

Under the Non-UCR category, 'All Other' include the remainder of offenses not classified as CompStat or CompStat Extended and not separated from the Non-UCR Offenses. These include things such as Loud Parties, Barking Dogs, Mentally Ill Subjects, Citizen Assistance, etc.

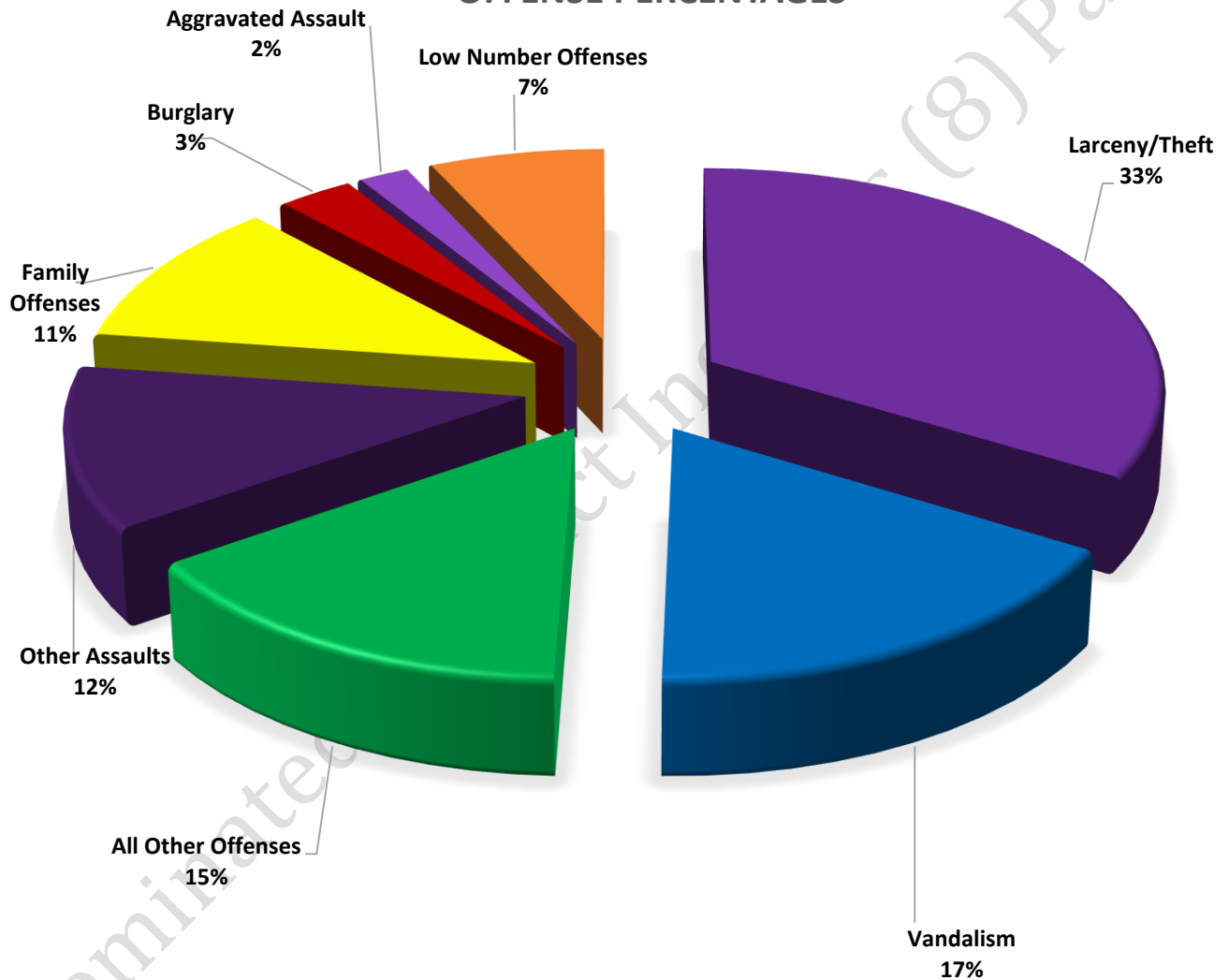
LOW NUMBER OFFENSES:

On page two, in the interest of space and allowing for easier viewing, the category titled 'Low Number Offenses' include CompStat and Extended CompStat Offenses from page one that have totals under the amount of 2.

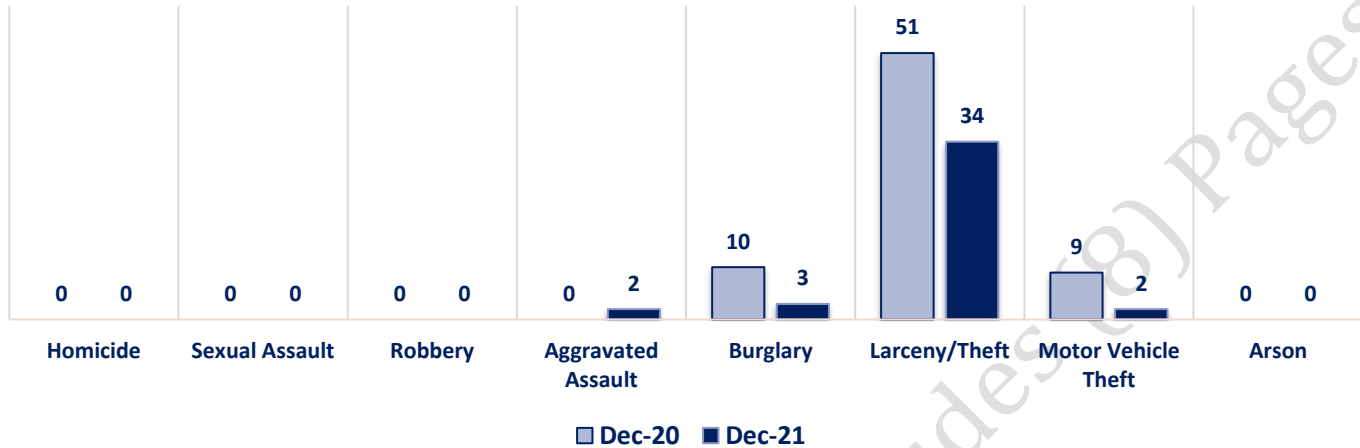
Offenses

COMPSTAT OFFENSES	VIOLENT	Offense	Dec-20	Dec-21	EXTENDED COMPSTAT OFFENSES
		OFFENSE	DEC 20	DEC 21	
COMPSTAT OFFENSES	VIOLENT	Homicide	0	0	EXTENDED COMPSTAT OFFENSES
		Sexual Assault	0	0	
		Robbery	0	0	
		Aggravated Assault	0	2	
		Burglary	10	3	
		Larceny/Theft	51	34	
		Motor Vehicle Theft	9	2	
		Arson	0	0	
COMPSTAT OFFENSES	PROPERTY	COMPSTAT TOTALS	70	41	
		Ambulance Calls	1	1	EXTENDED COMPSTAT OFFENSES
		Deaths	1	2	
		Missing Persons	0	2	
		Suicides	0	0	
		Suspicious Activity	4	5	
		Traffic Accidents	14	36	
		All Other	19	24	
NON-UCR OFFENSES	NON-UCR OFFENSES	NON-UCR TOTALS	39	70	
		COMPSTAT OFFENSES	70	41	EXTENDED COMPSTAT OFFENSES
		EXTENDED COMPSTAT OFFENSES	47	60	
		NON-UCR OFFENSES	39	70	
		TOTAL	156	171	
TOTALS	TOTALS	Other Assaults	3	12	EXTENDED COMPSTAT OFFENSES
		Forgery/Counterfeiting	3	0	
		Fraud	11	0	
		Embezzlement	0	0	
		Stolen Property	1	0	
		Vandalism	12	17	
		Weapons	0	1	
		Prostitution	0	0	
TOTALS	TOTALS	Sex Offenses	0	1	
		Drug Abuse	0	2	
		Gambling	0	0	
		Family Offenses	3	11	
		DUI	2	1	
		Liquor Laws	1	0	
		Drunkenness	0	0	
		Disorderly Conduct	0	0	
TOTALS	TOTALS	All Other Offenses	11	15	
		Curfew/Loitering	0	0	
		Runaway	0	0	
		EXTENDED COMPSTAT TOTALS	47	60	

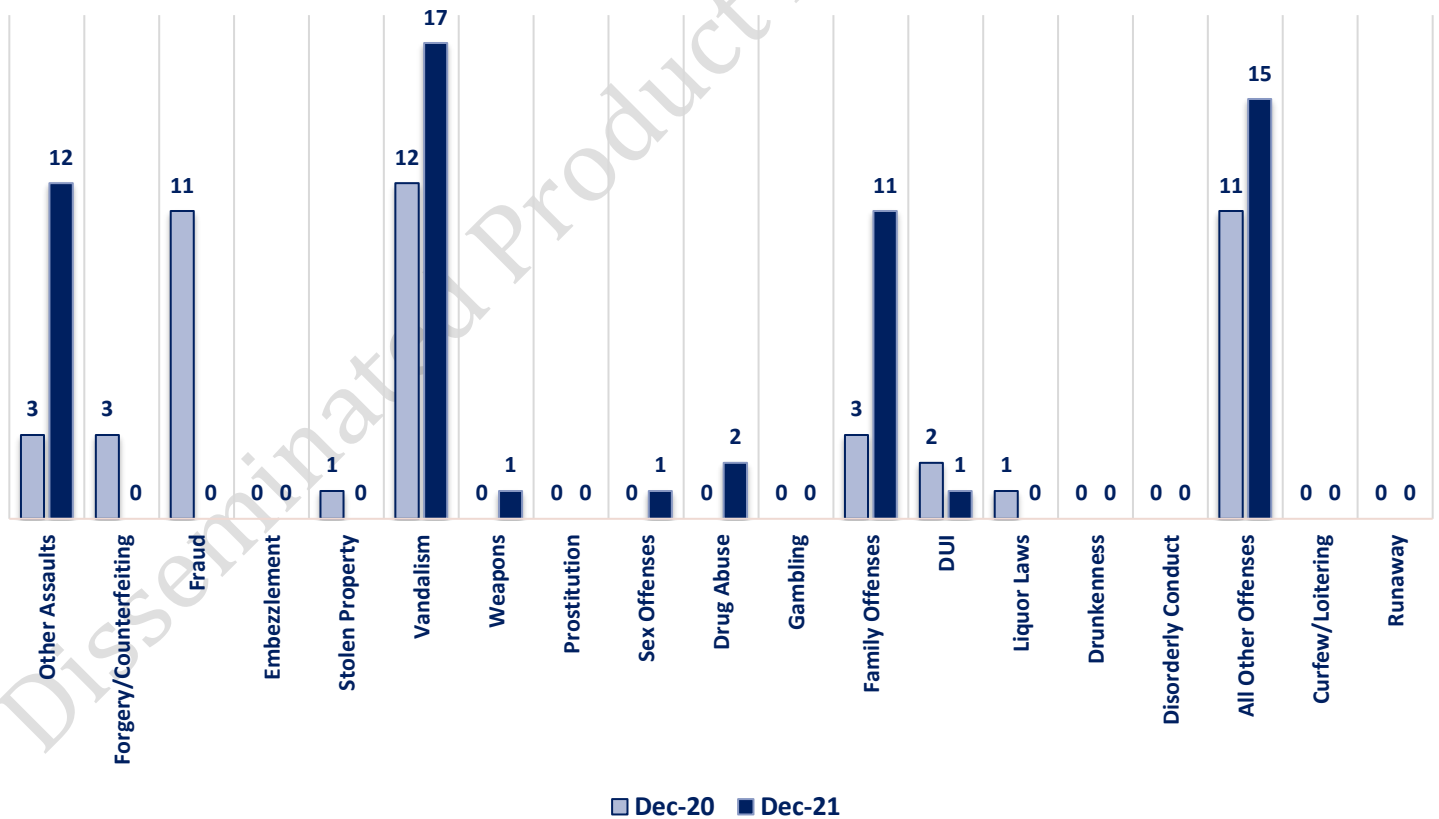
**DECEMBER 2021 - COMPSTAT AND EXTENDED COMPSTAT
OFFENSE PERCENTAGES**



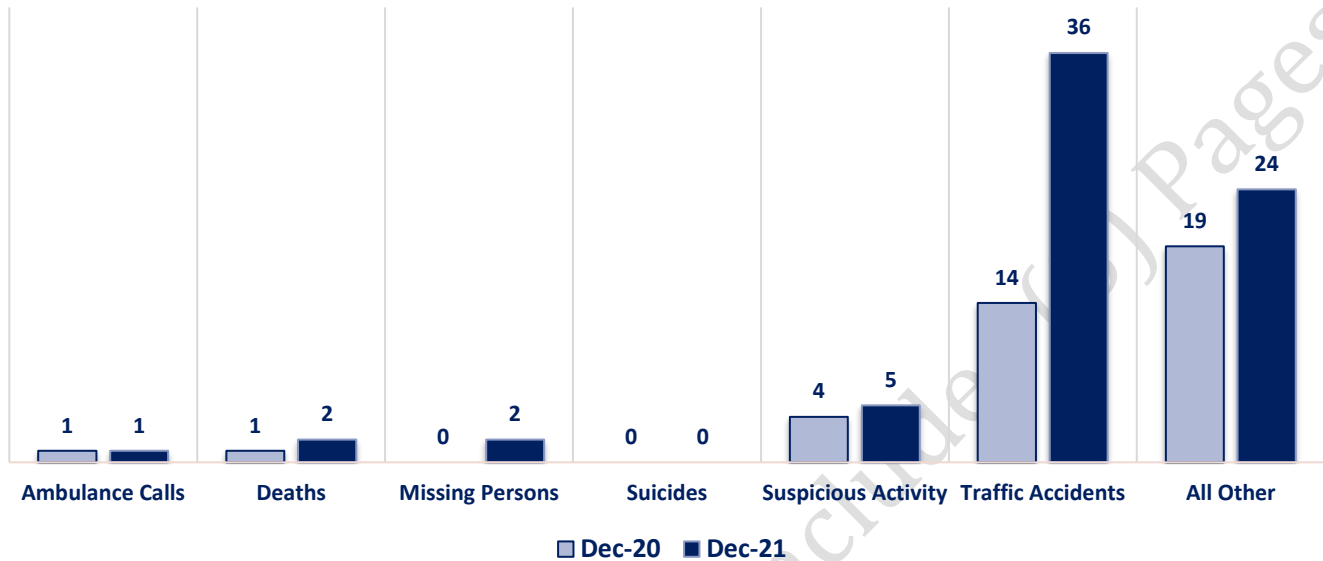
CompStat Offenses



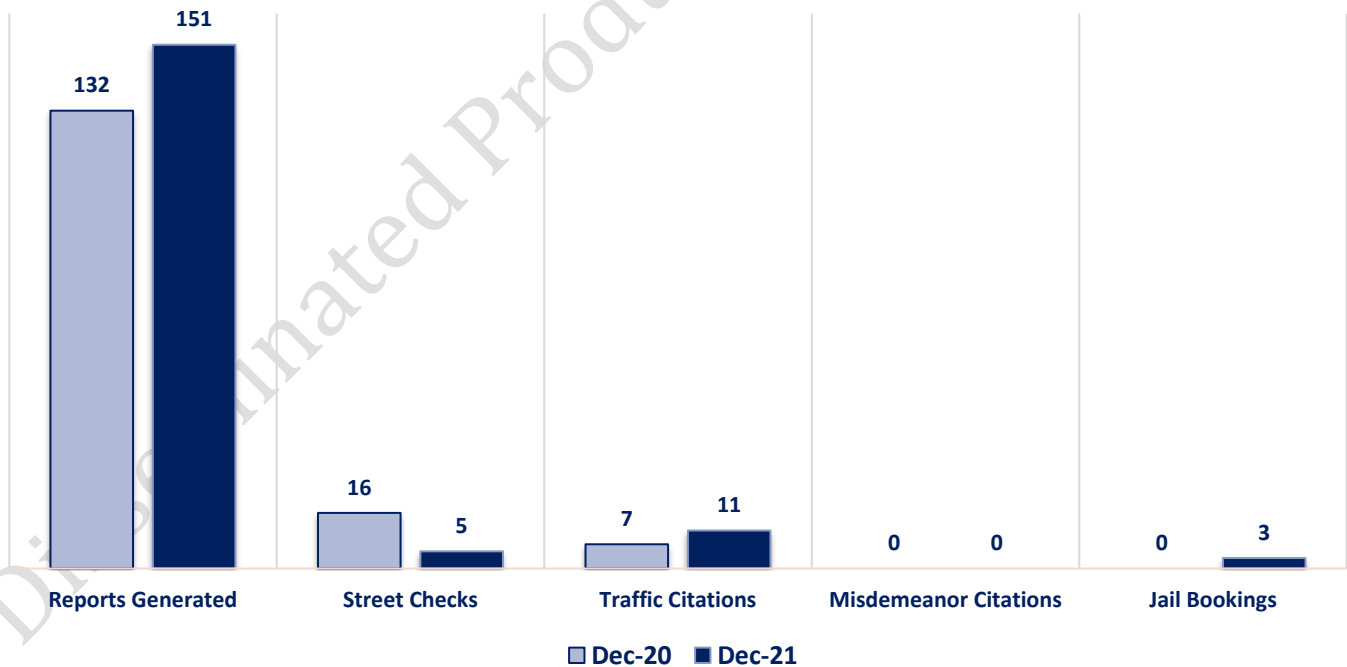
Extended CompStat Offenses



Non-UCR Offenses

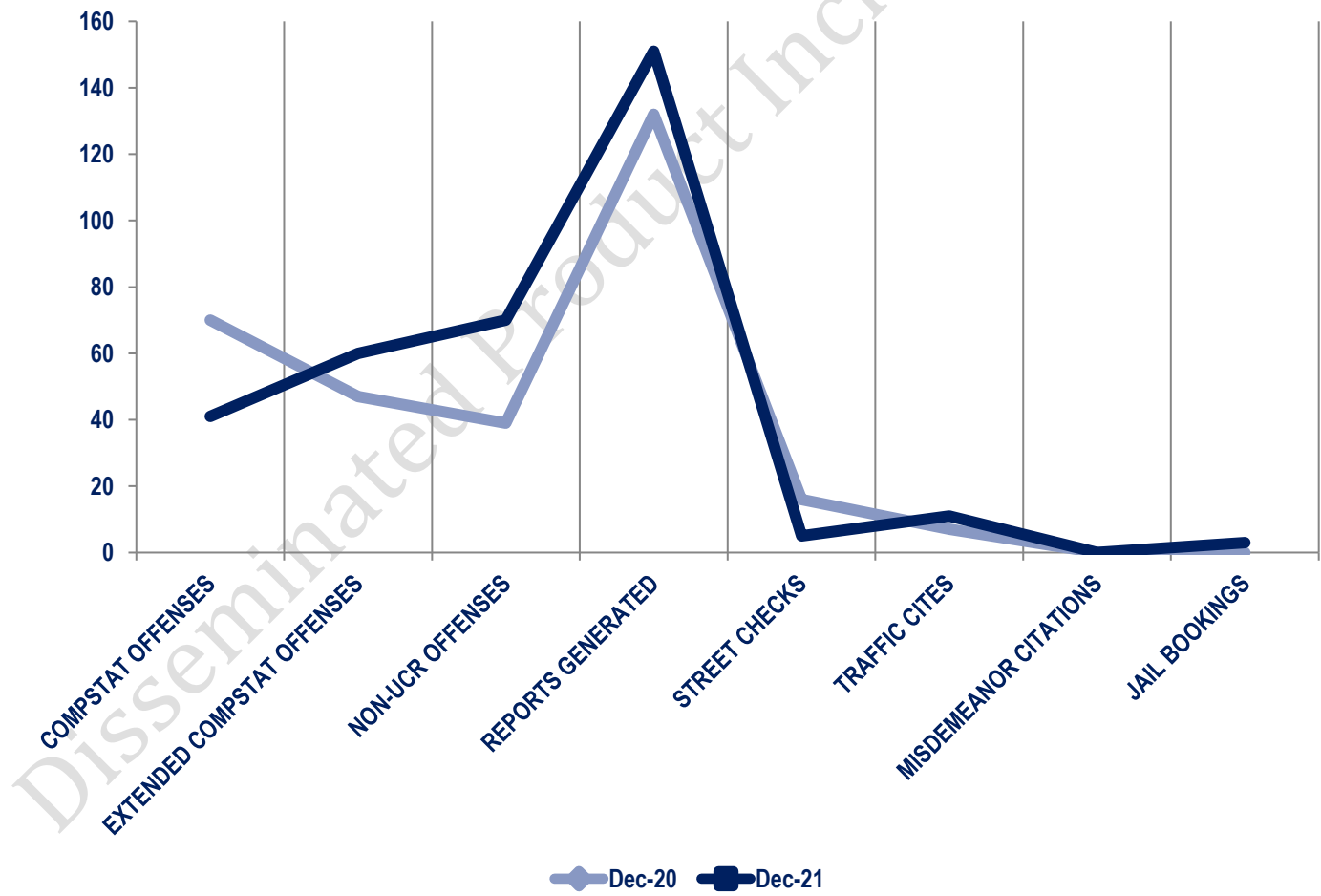


Other Event Totals



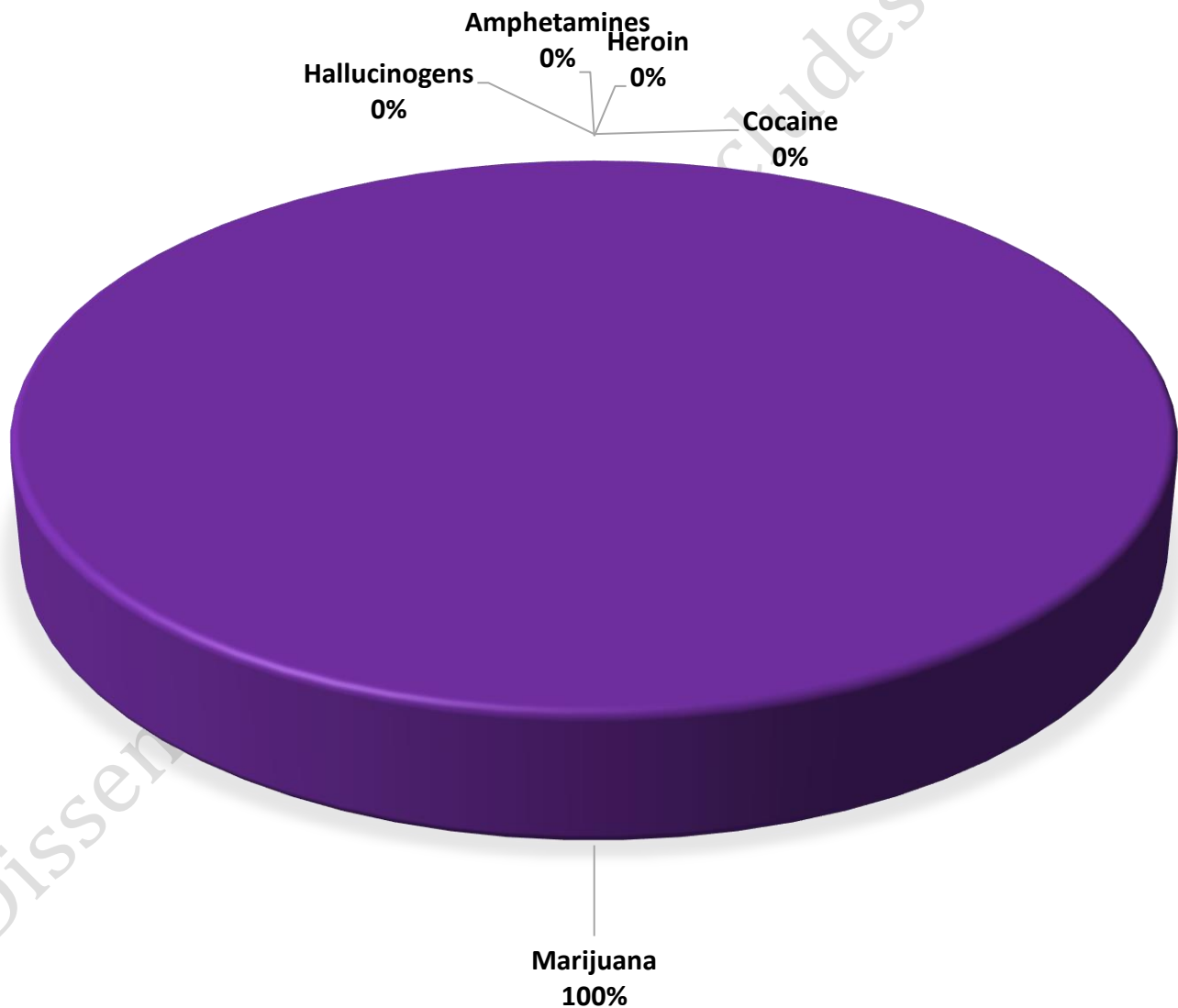
Combined Offense/Event Trends

	DEC 2020	DEC 2021
CompStat Offenses	70	41
Extended CompStat Offenses	47	60
Non-UCR Offenses	39	70
Reports Generated	132	151
Street Checks	16	5
Traffic Cites	7	11
Misdemeanor Citations	0	0
Jail Bookings	0	3



Seized Drugs

TYPE	DOSES	STREET VALUE
Cocaine	0.0	\$ -
Heroin	0.0	\$ -
Marijuana	174.6	\$ 1,047.64
Hallucinogens	0.0	\$ -
Amphetamines	0.0	\$ -
TOTAL	174.6	\$ 1,047.64



CompStat & Extended CompStat Offenses - One Year

