



CITY COUNCIL DISTRICT #7

MONTHLY OFFENSE SUMMARY

January 2021

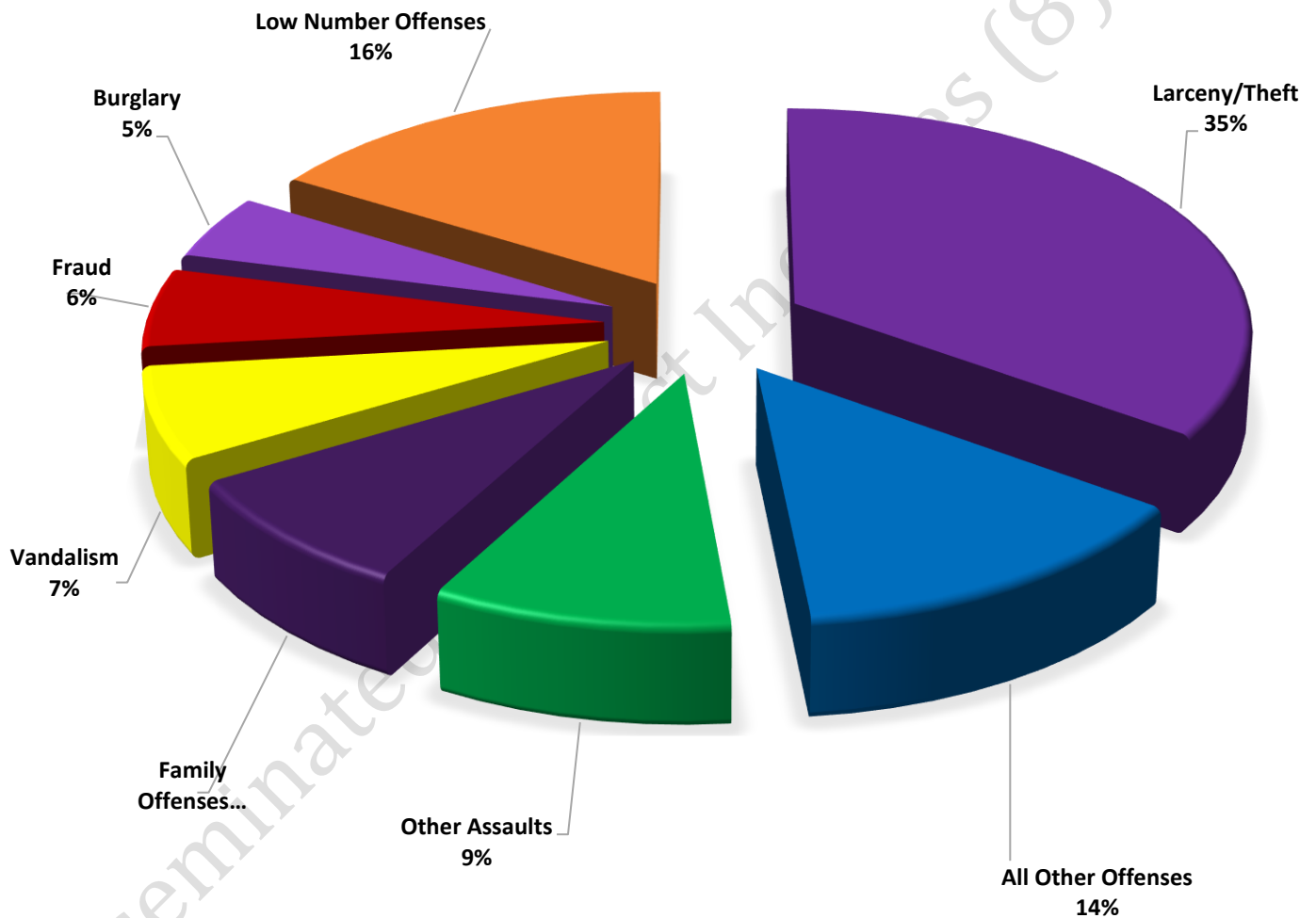
These figures represent preliminary counts of original Police Incident Reports and include all offenses within the above listed City Council District only. Full statistical analysis to determine the confidence level of this data has not been performed. The results contained herein are approximate in relation to the listed area and may not fully coincide with data shown in other areas of SLCPD's Crime Statistics page such as Calls for Service, Crimes Trending, and Crime Reports due to and reflective of departmental procedures that were in place at the time the event occurred and the date this data was compiled. Results displayed are not distinguished as attempted or completed crimes, do not include other calls for police service, and only represent police service where a report was made. Police Incident Reports are classified by primary offense categories as defined by the Uniform Crime Reporting (UCR) system, however for this report all offenses are included, and each incident may have more than one offense listed on it. In cases where there is more than one offense listed, all offenses are counted individually. Although every reasonable verification effort is made, the accuracy of any data is subject to the constraints of the report generation process as well as the manner, format, and point in time of any query.

PART I OFFENSES:	Chosen by the FBI as Part I Offenses because they are serious crimes that occur with regularity in all areas of the country and are likely to be reported to Police.
PART II OFFENSES:	All other crimes other than the eight Part I Offenses. The Uniform Crime Reporting Program gathers only arrest data for Part II Offenses, however, SLCPD results displayed in this document display all Part II Offenses, regardless of the presence of arrest data.
ALL OTHER OFFENSES:	Under the Part II Offense section, 'All Other Offenses' include Peeping Tom, Trespass, Kidnap/Abduction, Pornography, Extortion/Blackmail, Bribery, Warrants, Sexual Offenses, Obstruction, Public Peace, and Hit & Run.
NON-UCR OFFENSES:	Non-UCR Offenses include reports for all other offenses not classified as a Part I or Part II Offense. Results displayed separate some of these offenses such as Ambulance Calls, Deaths, Missing Persons, Suicides, Suspicious Activity, and Traffic Accidents.
ALL OTHER NON-UCR:	Under the Non-UCR category, 'All Other' include the remainder of offenses not classified as Part I or Part II and not separated from the Non-UCR Offenses. These include things such as Loud Parties, Barking Dogs, Mentally Ill Subjects, Citizen Assistance, etc.
LOW NUMBER OFFENSES:	On page two, in the interest of space and allowing for easier viewing, the category titled 'Low Number Offenses' include Part I and Part II Offenses from page one that have totals under the amount of 8.

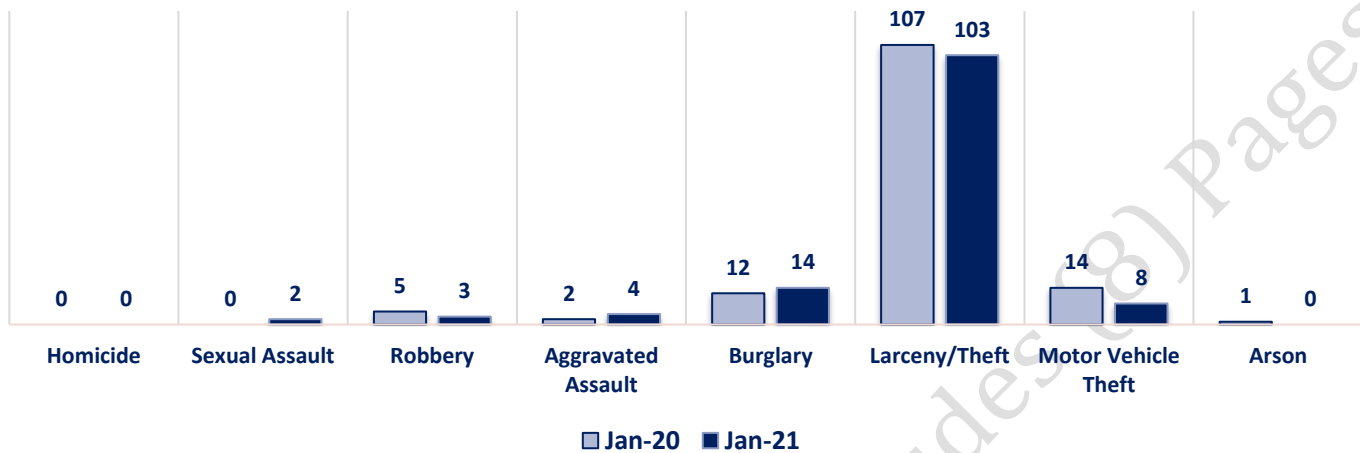
Offenses

	OFFENSE	JAN 20	JAN 21	OFFENSE	JAN 20	JAN 21	
PART I OFFENSES	VIOLENT	Homicide	0	0	Other Assaults	23	28
		Sexual Assault	0	2	Forgery/Counterfeit	4	3
		Robbery	5	3	Fraud	30	17
		Aggravated Assault	2	4	Embezzlement	0	0
	PROPERTY	Burglary	12	14	Stolen Property	1	4
		Larceny/Theft	107	103	Vandalism	27	20
		Motor Vehicle Theft	14	8	Weapons	3	2
		Arson	1	0	Prostitution	0	0
		PART I TOTALS	141	134	Sex Offenses	1	1
NON-UCR OFFENSES		Ambulance Calls	14	7	Drug Abuse	8	5
		Deaths	4	4	Gambling	0	0
		Missing Persons	0	1	Family Offenses	18	25
		Suicides	0	0	DUI	1	4
		Suspicious Activity	11	12	Liquor Laws	1	2
		Traffic Accidents	73	40	Drunkenness	9	5
		All Other	101	66	Disorderly Conduct	8	5
		NON-UCR TOTALS	203	130	All Other Offenses	84	40
		PART I OFFENSES	141	134	Curfew/Loitering	0	0
TOTALS		PART II OFFENSES	218	161	Runaway	0	0
		NON-UCR OFFENSES	203	130	PART II TOTALS	218	161
		TOTAL	562	425			

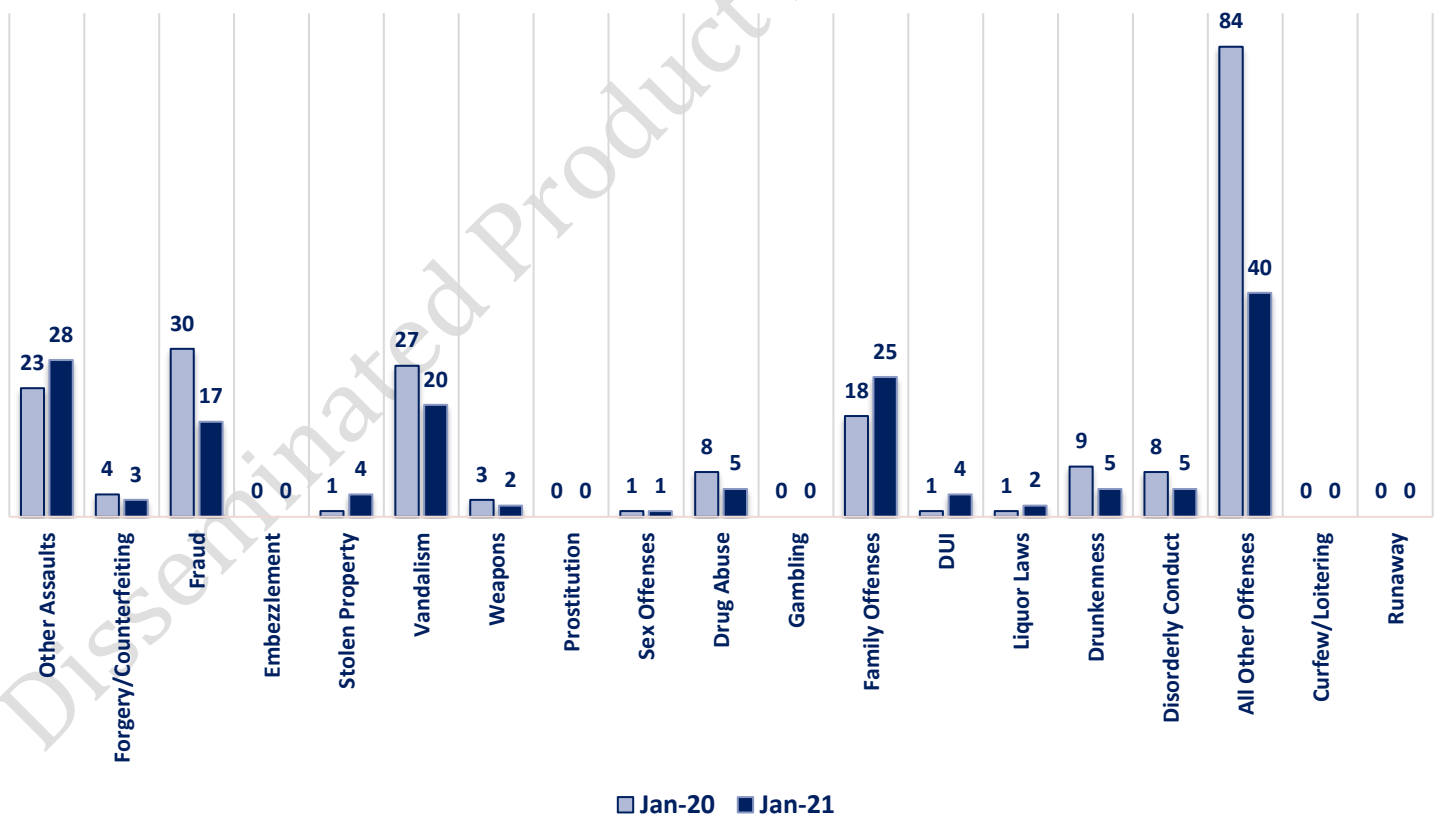
JAN 2021- PART I & II OFFENSE PERCENTAGES



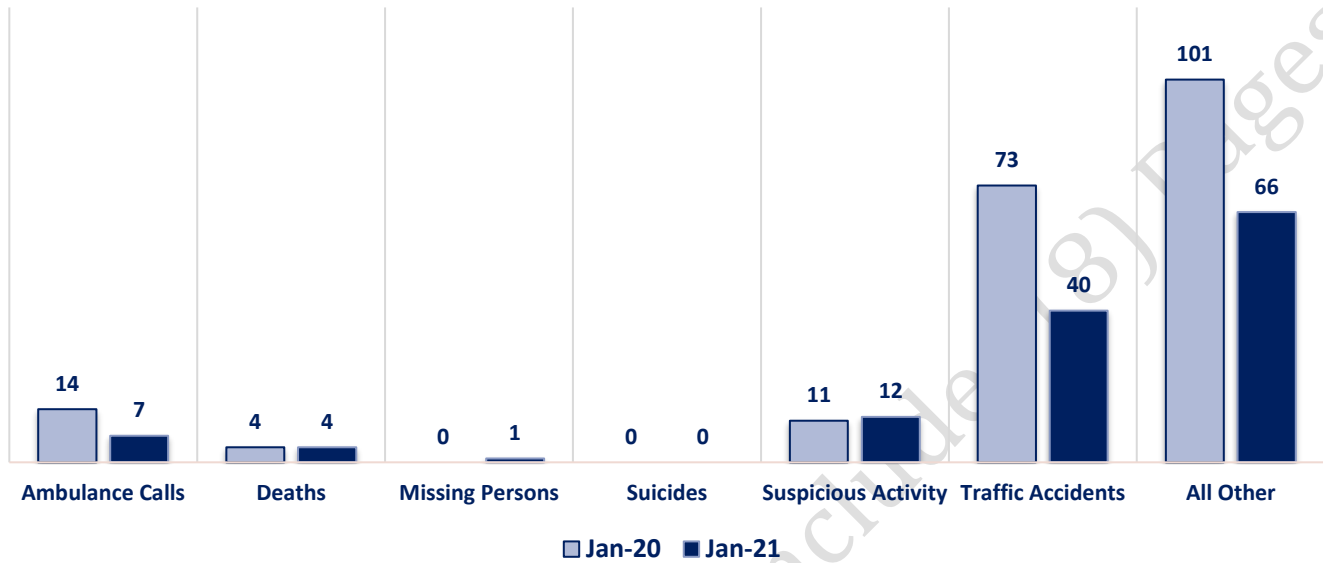
Part I Offenses



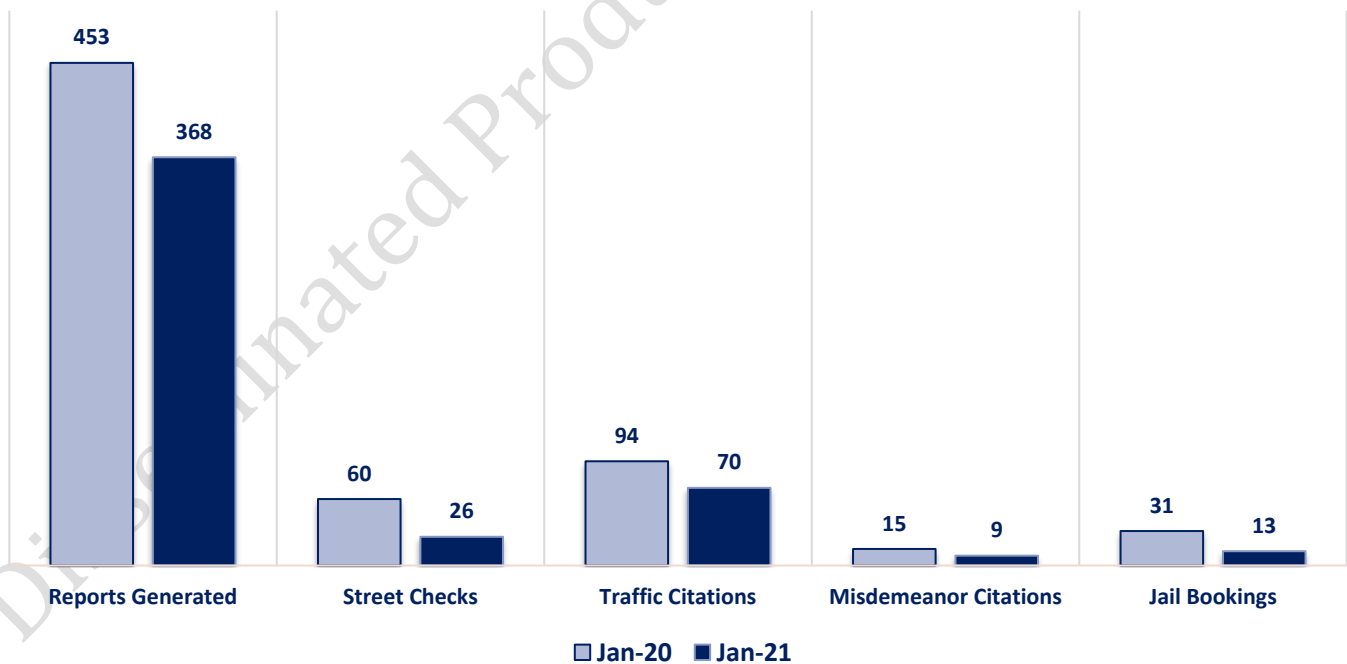
Part II Offenses



Non-UCR Offenses

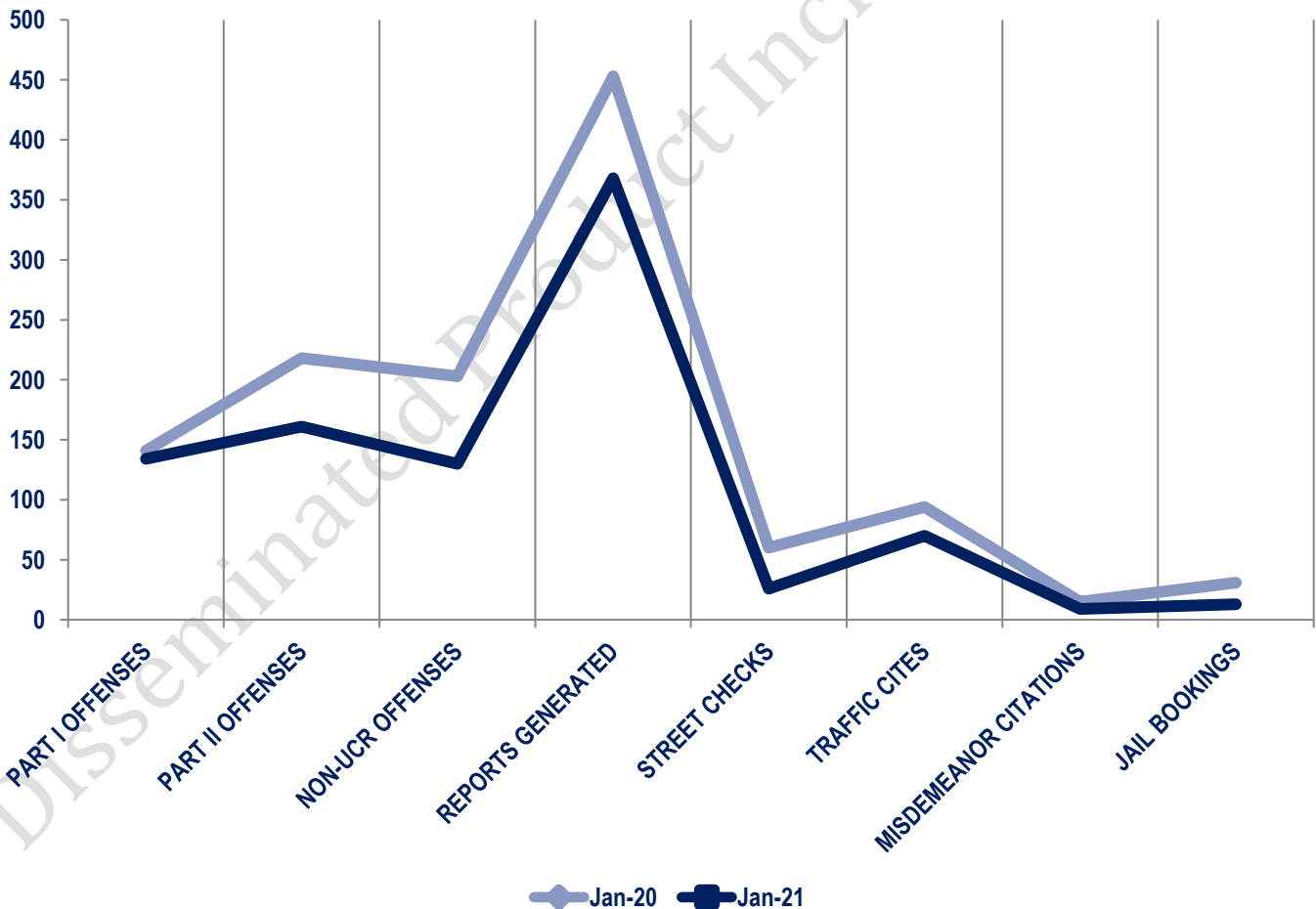


Other Event Totals



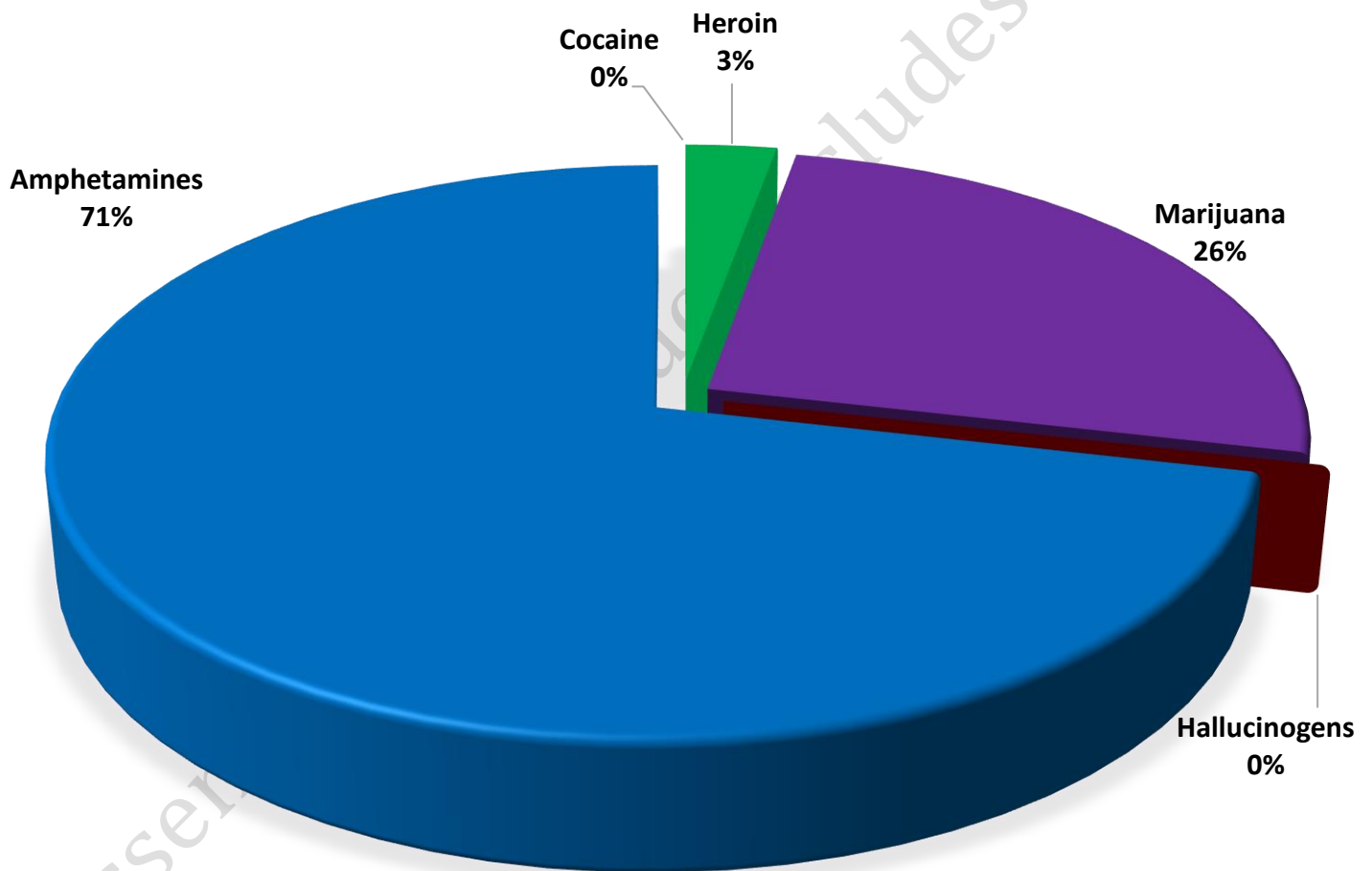
Combined Offense/Event Trends

	JAN 2020	JAN 2021
Part I Offenses	141	134
Part II Offenses	218	161
NonUCR Offenses	203	130
Reports Generated	453	368
Street Checks	60	26
Traffic Citations	94	70
Misdemeanor Citations	15	9
Jail Bookings	31	13

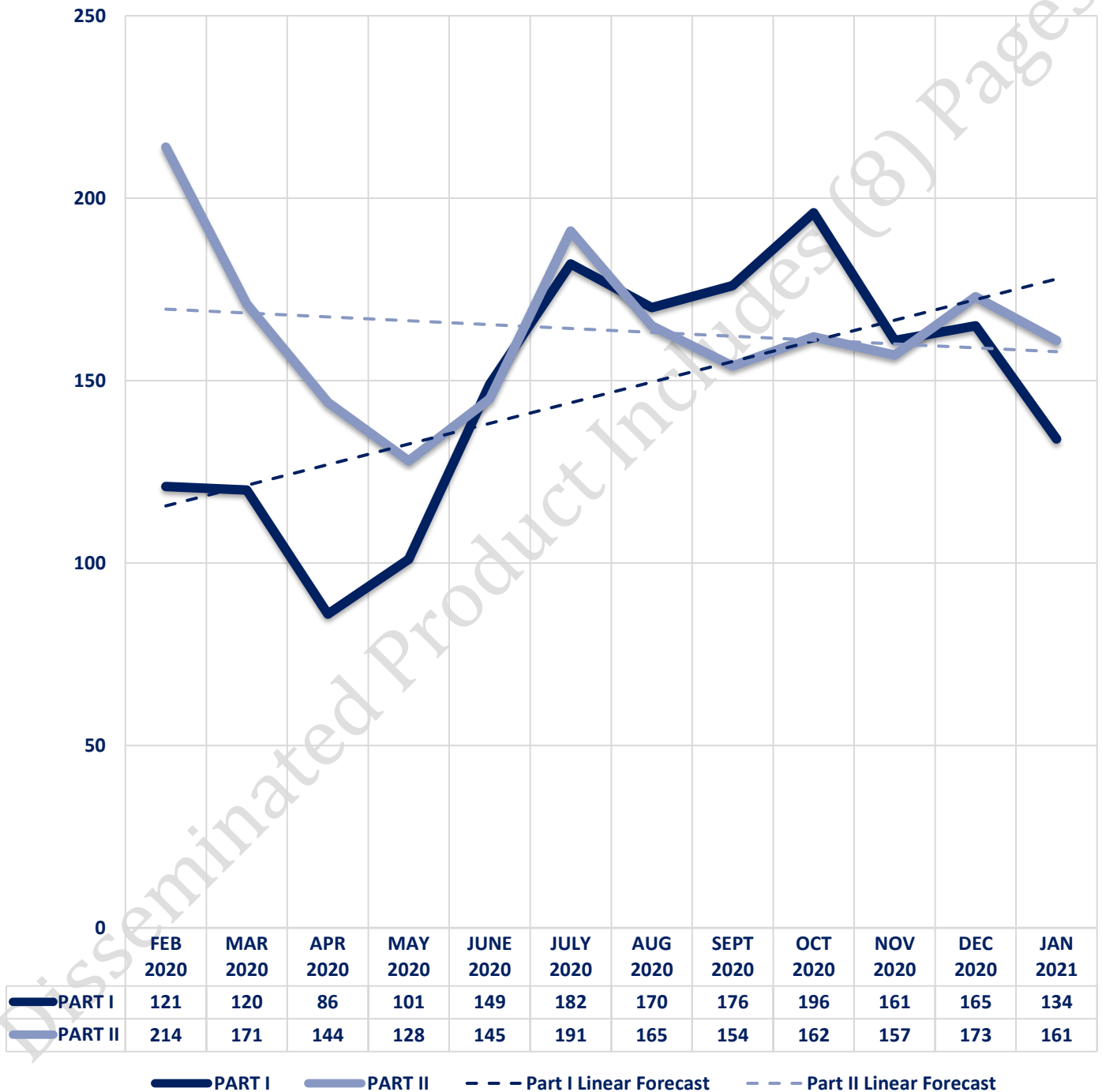


Seized Drugs

TYPE	DOSES	STREET VALUE
Cocaine	0.0	\$ -
Heroin	3.0	\$ 30.00
Marijuana	27.0	\$ 162.27
Hallucinogens	0.0	\$ -
Amphetamines	75.0	\$ 750.00
TOTAL	105.0	\$ 942.27



Part I & II Offenses - One Year





CITY COUNCIL DISTRICT #7

MONTHLY OFFENSE SUMMARY

February 2021

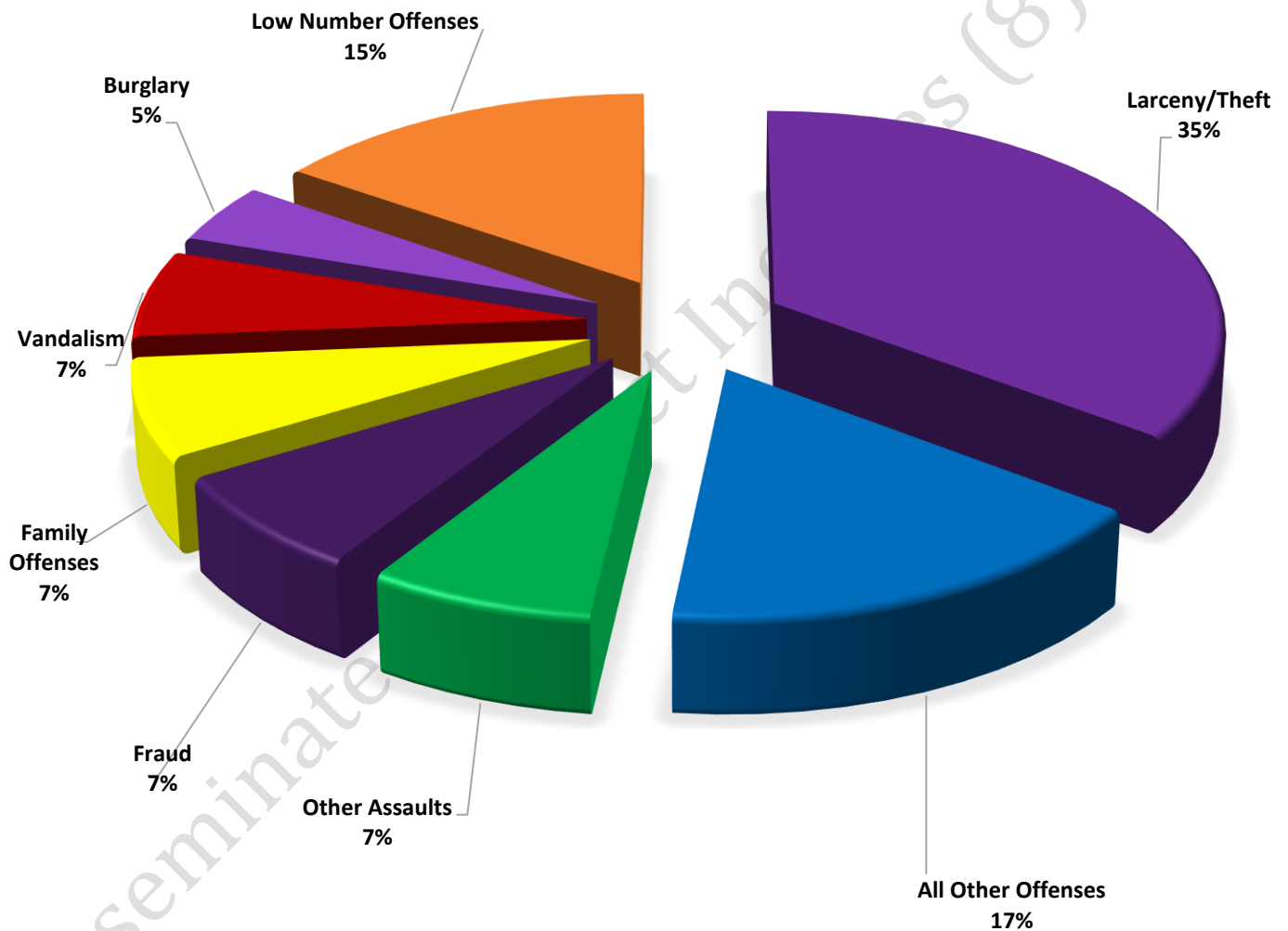
These figures represent preliminary counts of original Police Incident Reports and include all offenses within the above listed City Council District only. Full statistical analysis to determine the confidence level of this data has not been performed. The results contained herein are approximate in relation to the listed area and may not fully coincide with data shown in other areas of SLCPD's Crime Statistics page such as Calls for Service, Crimes Trending, and Crime Reports due to and reflective of departmental procedures that were in place at the time the event occurred and the date this data was compiled. Results displayed are not distinguished as attempted or completed crimes, do not include other calls for police service, and only represent police service where a report was made. Police Incident Reports are classified by primary offense categories as defined by the Uniform Crime Reporting (UCR) system, however for this report all offenses are included, and each incident may have more than one offense listed on it. In cases where there is more than one offense listed, all offenses are counted individually. Although every reasonable verification effort is made, the accuracy of any data is subject to the constraints of the report generation process as well as the manner, format, and point in time of any query.

PART I OFFENSES:	Chosen by the FBI as Part I Offenses because they are serious crimes that occur with regularity in all areas of the country and are likely to be reported to Police.
PART II OFFENSES:	All other crimes other than the eight Part I Offenses. The Uniform Crime Reporting Program gathers only arrest data for Part II Offenses, however, SLCPD results displayed in this document display all Part II Offenses, regardless of the presence of arrest data.
ALL OTHER OFFENSES:	Under the Part II Offense section, 'All Other Offenses' include Peeping Tom, Trespass, Kidnap/Abduction, Pornography, Extortion/Blackmail, Bribery, Warrants, Sexual Offenses, Obstruction, Public Peace, and Hit & Run.
NON-UCR OFFENSES:	Non-UCR Offenses include reports for all other offenses not classified as a Part I or Part II Offense. Results displayed separate some of these offenses such as Ambulance Calls, Deaths, Missing Persons, Suicides, Suspicious Activity, and Traffic Accidents.
ALL OTHER NON-UCR:	Under the Non-UCR category, 'All Other' include the remainder of offenses not classified as Part I or Part II and not separated from the Non-UCR Offenses. These include things such as Loud Parties, Barking Dogs, Mentally Ill Subjects, Citizen Assistance, etc.
LOW NUMBER OFFENSES:	On page two, in the interest of space and allowing for easier viewing, the category titled 'Low Number Offenses' include Part I and Part II Offenses from page one that have totals under the amount of 9.

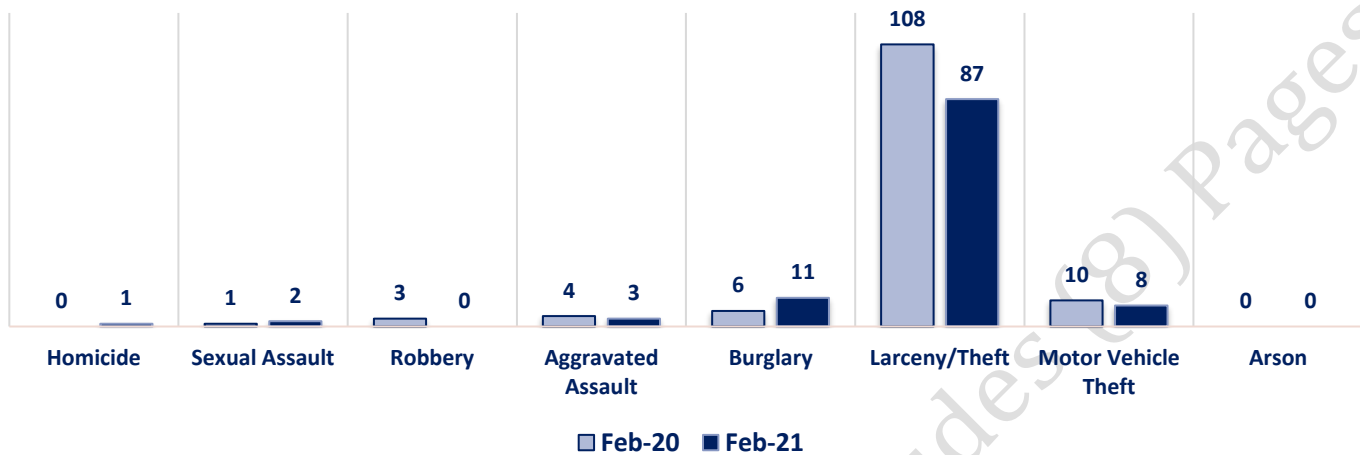
Offenses

PART I OFFENSES		OFFENSE		FEB 20	FEB 21	PART II OFFENSES			
		OFFENSE		FEB 20	FEB 21				
		Homicide		0	1				
		Sexual Assault		1	2				
		Robbery		3	0				
		Aggravated Assault		4	3				
		Burglary		6	11				
		Larceny/Theft		108	87				
		Motor Vehicle Theft		10	8				
		Arson		0	0				
PART I TOTALS		132	112	Sex Offenses		1	1		
NON-UCR OFFENSES		Ambulance Calls		18	6	Drug Abuse		10	9
		Deaths		7	4	Gambling		0	0
		Missing Persons		0	4	Family Offenses		18	18
		Suicides		0	0	DUI		4	3
		Suspicious Activity		8	11	Liquor Laws		1	0
		Traffic Accidents		58	33	Drunkenness		7	3
		All Other		91	47	Disorderly Conduct		4	3
		NON-UCR TOTALS		182	105	All Other Offenses		75	41
PART I OFFENSES		132	112	Curfew/Loitering		0	0		
PART II OFFENSES		218	135	Runaway		1	0		
NON-UCR OFFENSES		182	105	PART II TOTALS		218	135		
TOTAL		532	352						

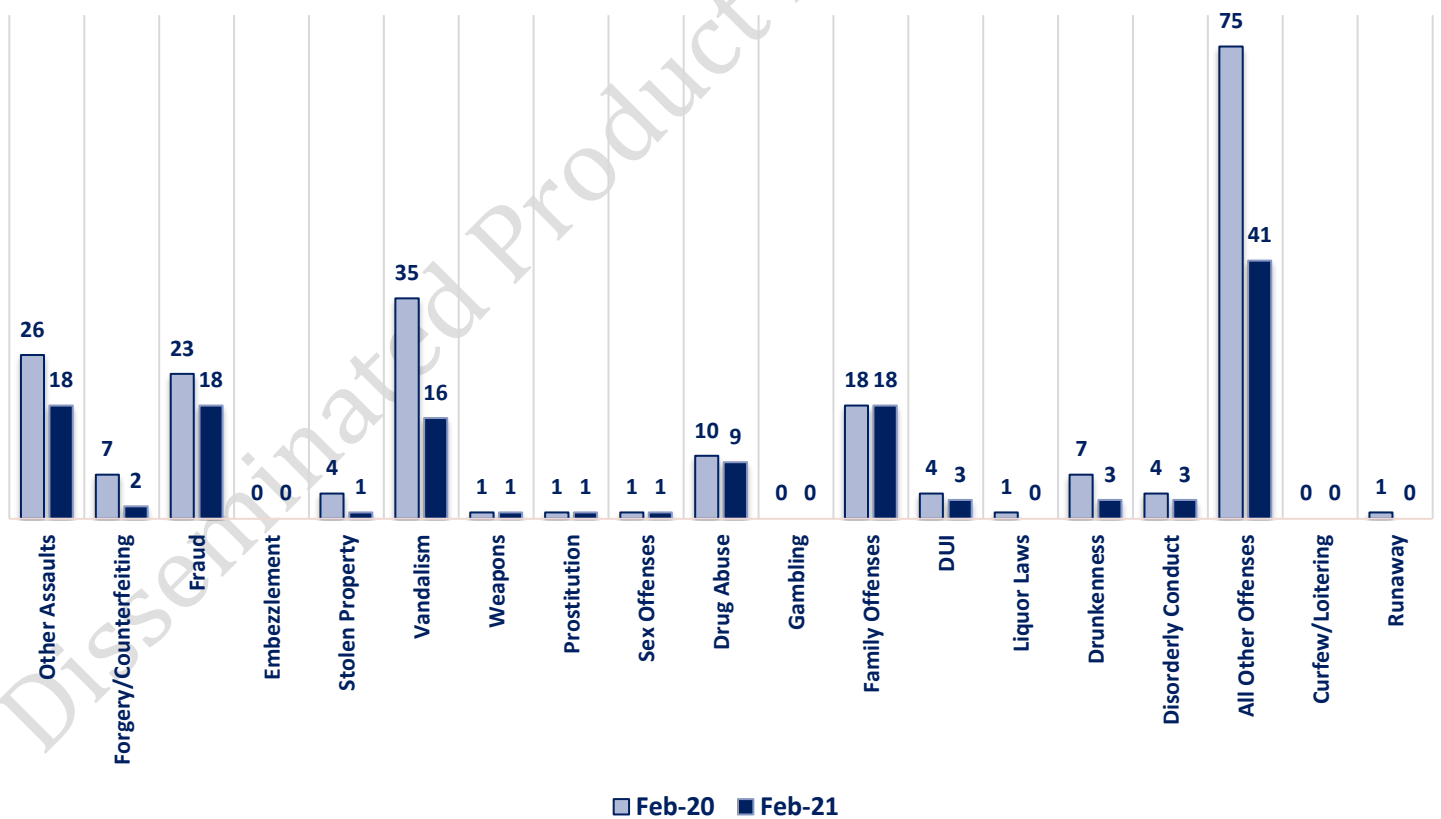
FEBRUARY 2021- PART I & II OFFENSE PERCENTAGES



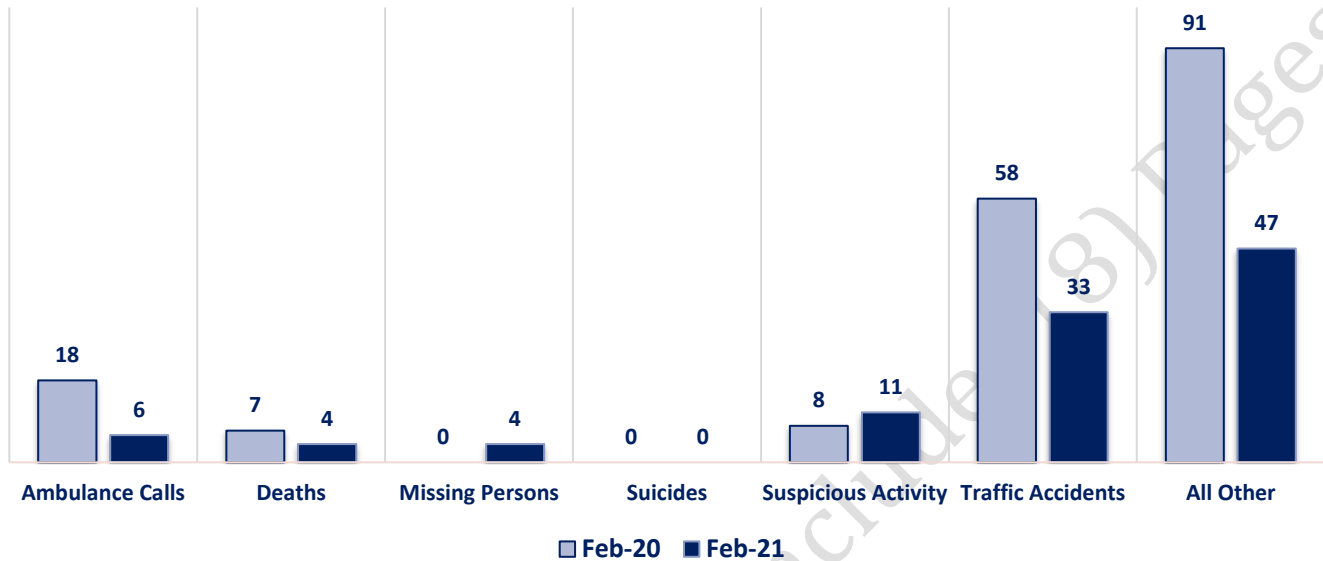
Part I Offenses



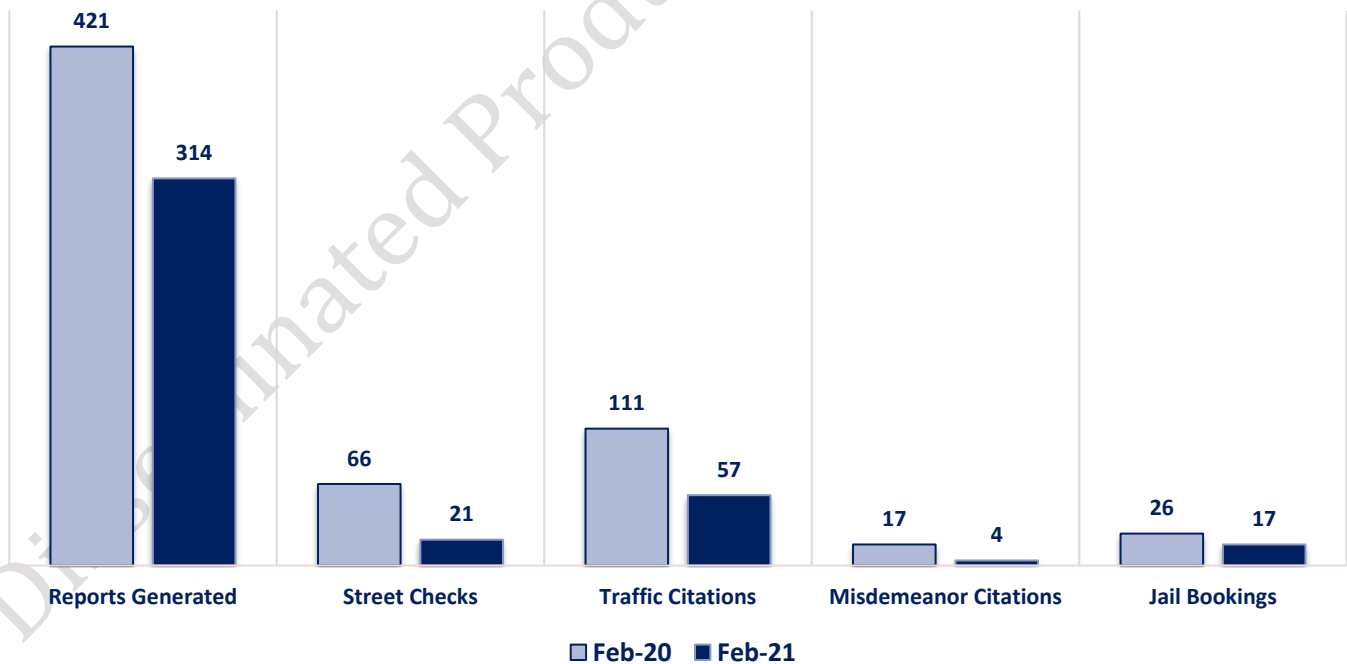
Part II Offenses



Non-UCR Offenses

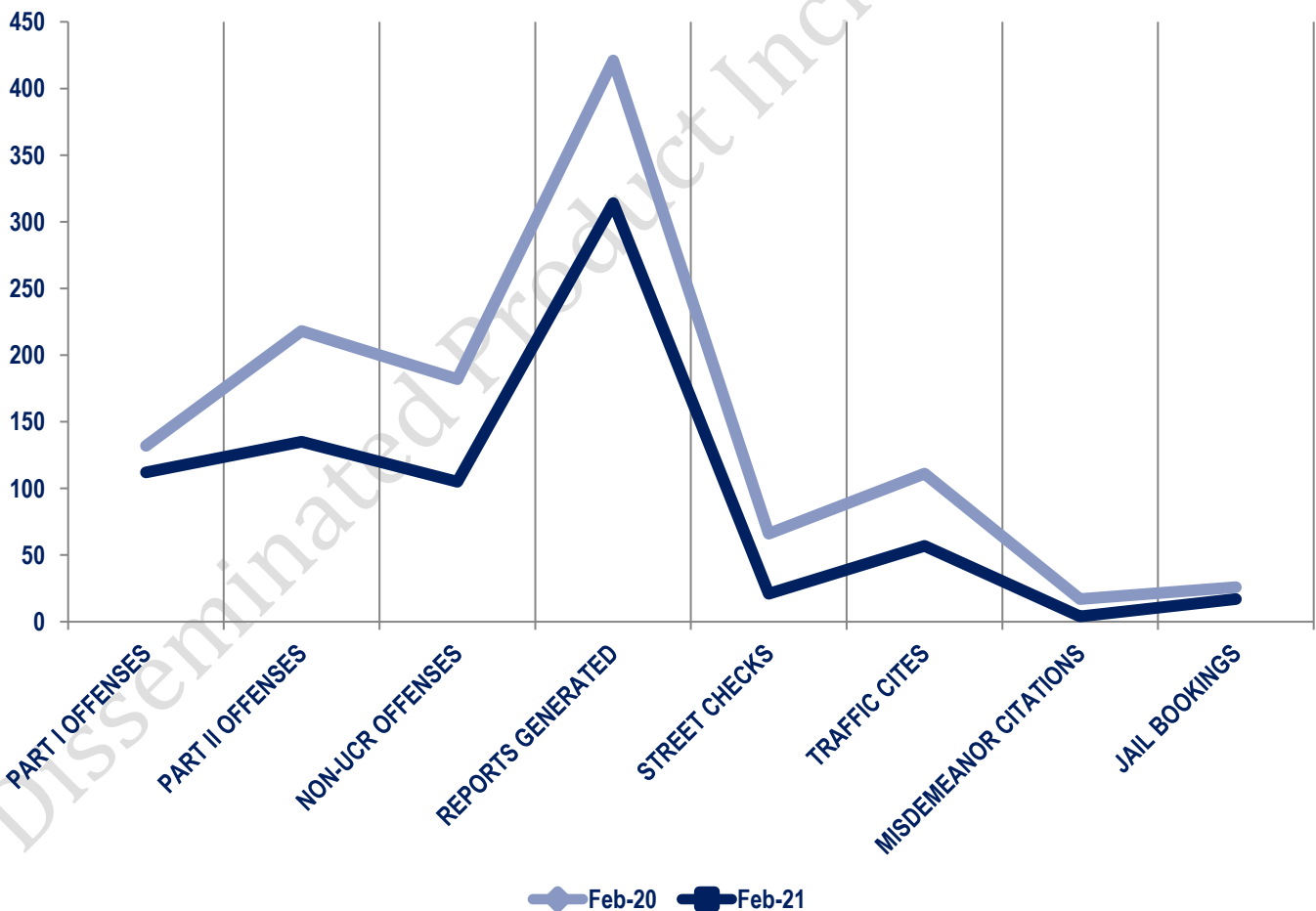


Other Event Totals



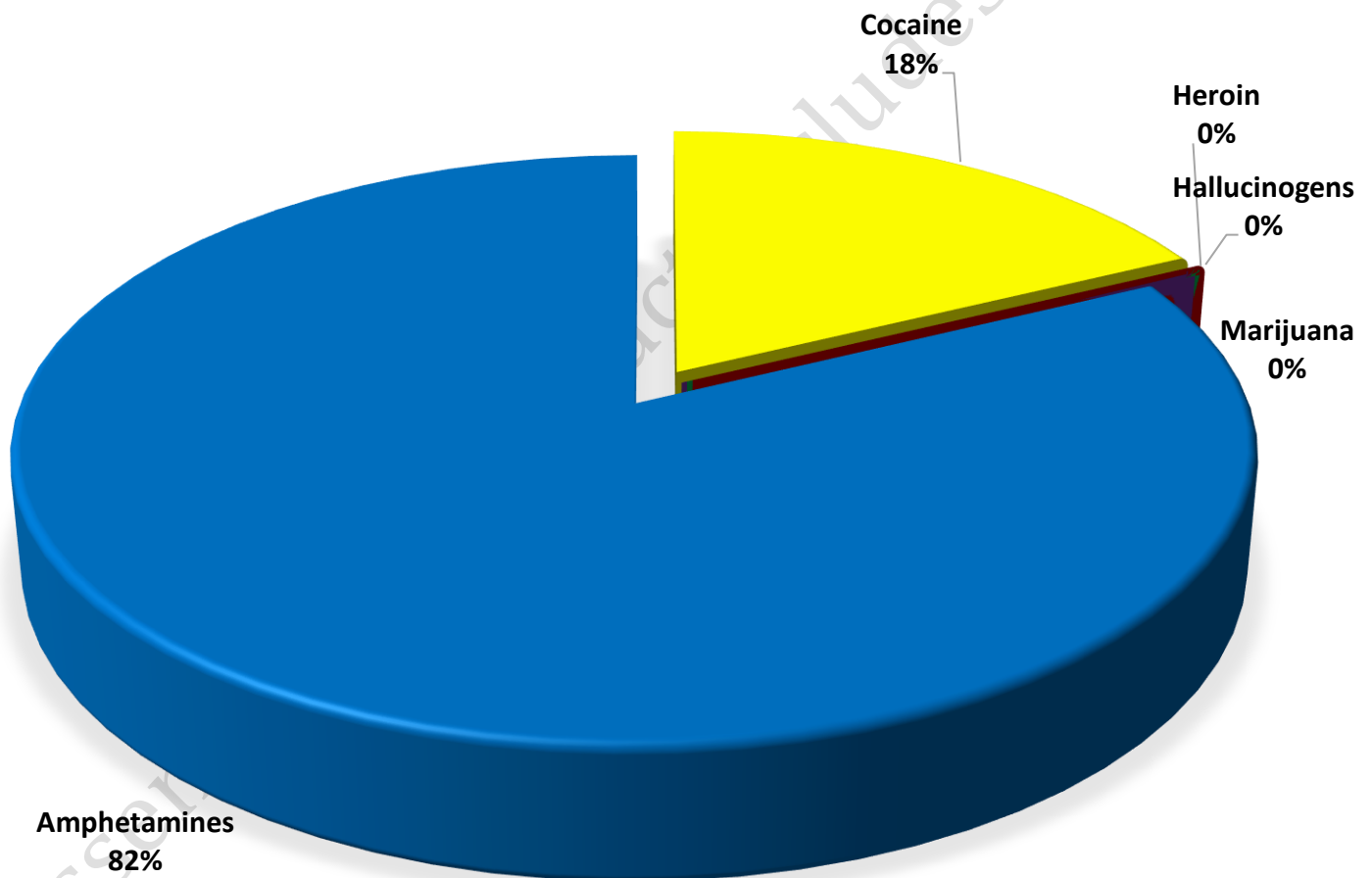
Combined Offense/Event Trends

	FEB 2020	FEB 2021
Part I Offenses	132	112
Part II Offenses	218	135
NonUCR Offenses	182	105
Reports Generated	421	314
Street Checks	66	21
Traffic Citations	111	57
Misdemeanor Citations	17	4
Jail Bookings	26	17

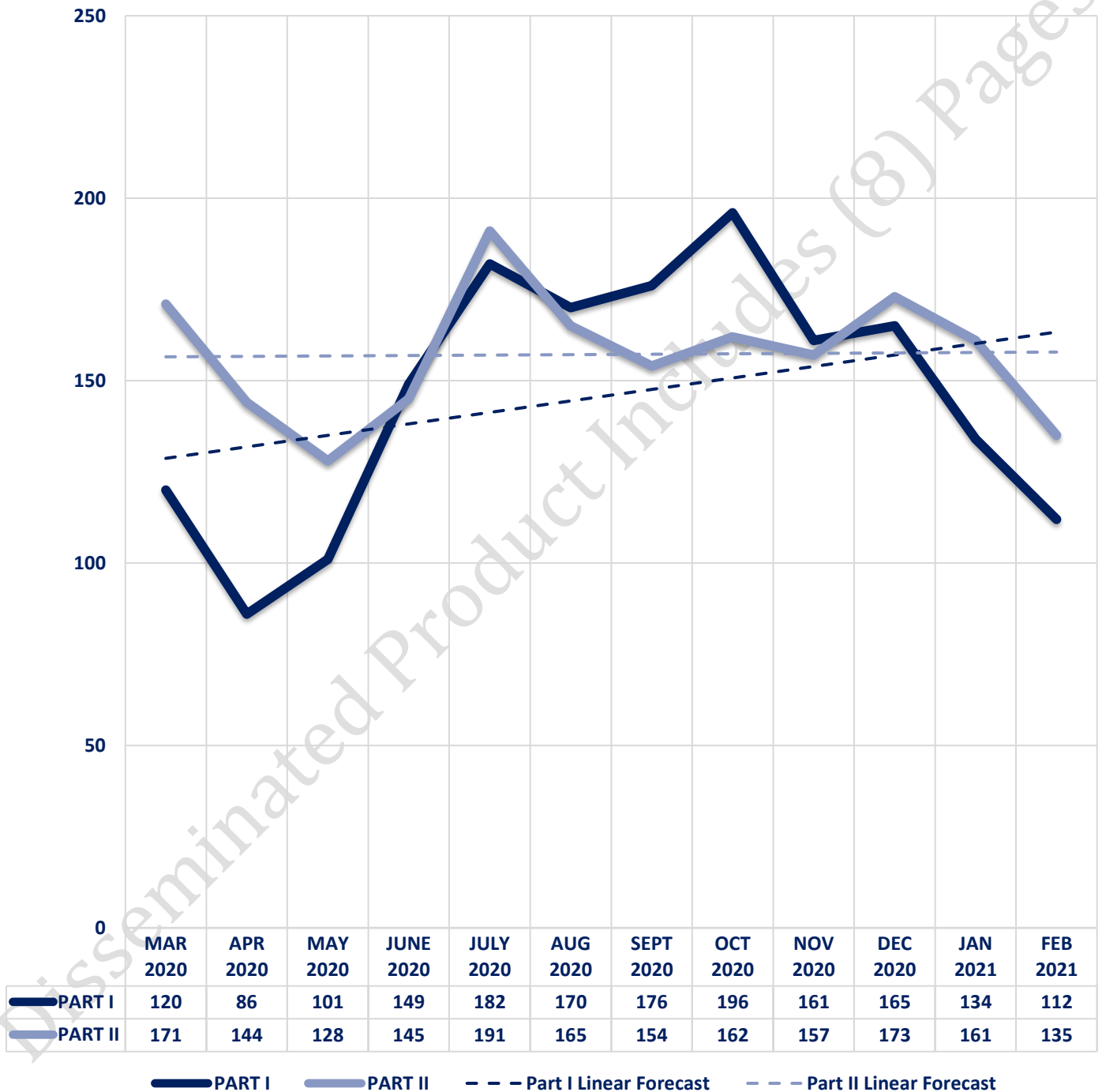


Seized Drugs

TYPE	DOSES	STREET VALUE
Cocaine	8.0	\$ 80.00
Heroin	0.0	\$ -
Marijuana	0.0	\$ -
Hallucinogens	0.0	\$ -
Amphetamines	37.0	\$ 370.00
TOTAL	45.0	\$ 450.00



Part I & II Offenses - One Year





CITY COUNCIL DISTRICT #7

MONTHLY OFFENSE SUMMARY

March 2021

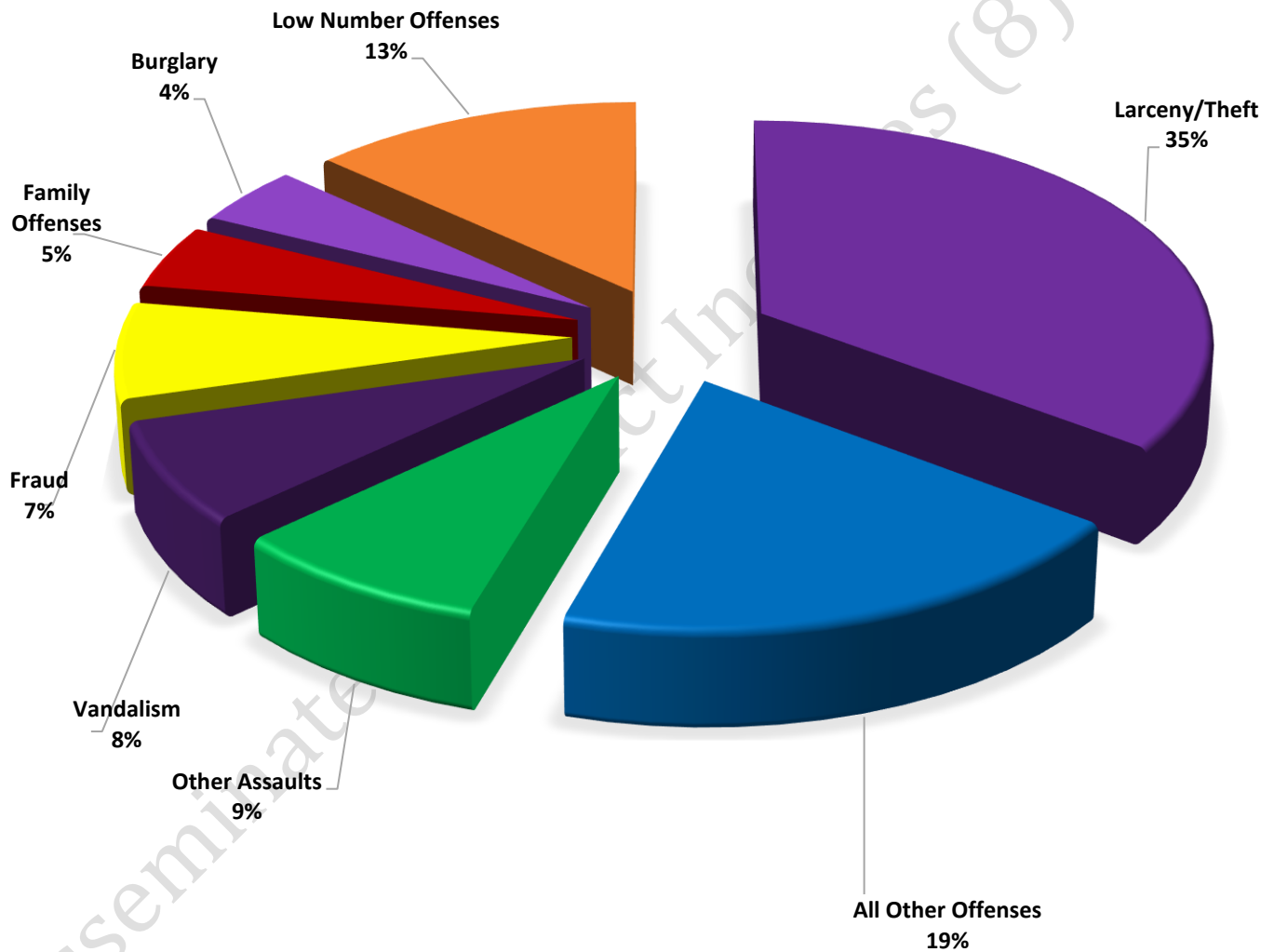
These figures represent preliminary counts of original Police Incident Reports and include all offenses within the above listed City Council District only. Full statistical analysis to determine the confidence level of this data has not been performed. The results contained herein are approximate in relation to the listed area and may not fully coincide with data shown in other areas of SLCPD's Crime Statistics page such as Calls for Service, Crimes Trending, and Crime Reports due to and reflective of departmental procedures that were in place at the time the event occurred and the date this data was compiled. Results displayed are not distinguished as attempted or completed crimes, do not include other calls for police service, and only represent police service where a report was made. Police Incident Reports are classified by primary offense categories as defined by the Uniform Crime Reporting (UCR) system, however for this report all offenses are included, and each incident may have more than one offense listed on it. In cases where there is more than one offense listed, all offenses are counted individually. Although every reasonable verification effort is made, the accuracy of any data is subject to the constraints of the report generation process as well as the manner, format, and point in time of any query.

PART I OFFENSES:	Chosen by the FBI as Part I Offenses because they are serious crimes that occur with regularity in all areas of the country and are likely to be reported to Police.
PART II OFFENSES:	All other crimes other than the eight Part I Offenses. The Uniform Crime Reporting Program gathers only arrest data for Part II Offenses, however, SLCPD results displayed in this document display all Part II Offenses, regardless of the presence of arrest data.
ALL OTHER OFFENSES:	Under the Part II Offense section, 'All Other Offenses' include Peeping Tom, Trespass, Kidnap/Abduction, Pornography, Extortion/Blackmail, Bribery, Warrants, Sexual Offenses, Obstruction, Public Peace, and Hit & Run.
NON-UCR OFFENSES:	Non-UCR Offenses include reports for all other offenses not classified as a Part I or Part II Offense. Results displayed separate some of these offenses such as Ambulance Calls, Deaths, Missing Persons, Suicides, Suspicious Activity, and Traffic Accidents.
ALL OTHER NON-UCR:	Under the Non-UCR category, 'All Other' include the remainder of offenses not classified as Part I or Part II and not separated from the Non-UCR Offenses. These include things such as Loud Parties, Barking Dogs, Mentally Ill Subjects, Citizen Assistance, etc.
LOW NUMBER OFFENSES:	On page two, in the interest of space and allowing for easier viewing, the category titled 'Low Number Offenses' include Part I and Part II Offenses from page one that have totals under the amount of 8.

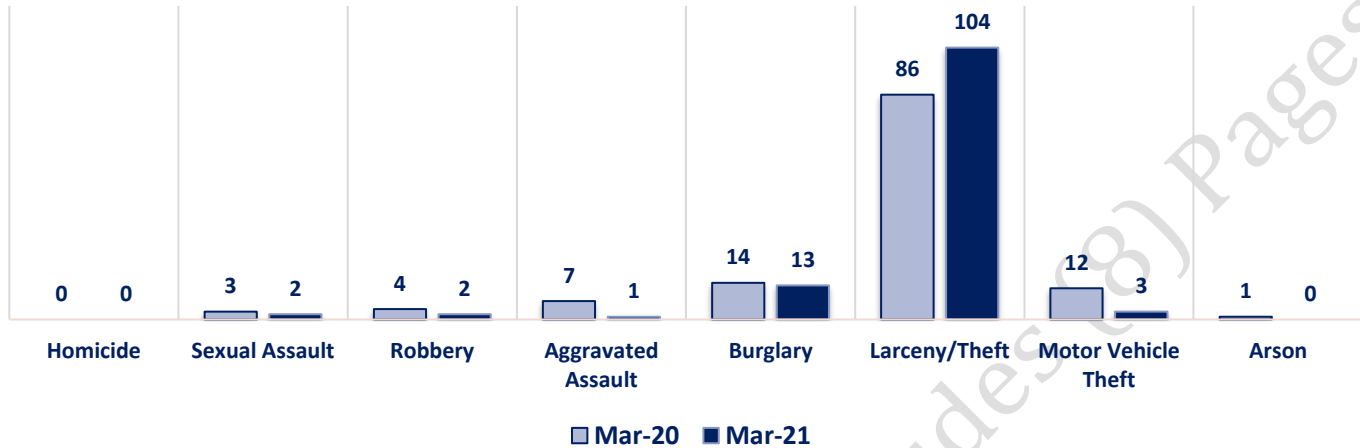
Offenses

PART I OFFENSES		OFFENSE		MAR 20	MAR 21	PART II OFFENSES			
		OFFENSE		MAR 20	MAR 21				
		Homicide		0	0				
		Sexual Assault		3	2				
		Robbery		4	2				
		Aggravated Assault		7	1				
		Burglary		14	13				
		Larceny/Theft		86	104				
		Motor Vehicle Theft		12	3				
		Arson		1	0				
PART I TOTALS		127	125	Sex Offenses		0	3		
NON-UCR OFFENSES		Ambulance Calls		17	10	Drug Abuse		6	8
		Deaths		5	4	Gambling		0	0
		Missing Persons		0	2	Family Offenses		10	14
		Suicides		0	0	DUI		5	6
		Suspicious Activity		18	10	Liquor Laws		0	0
		Traffic Accidents		21	33	Drunkenness		5	2
		All Other		92	85	Disorderly Conduct		8	5
		NON-UCR TOTALS		153	144	All Other Offenses		73	57
TOTALS		PART I OFFENSES		127	125	Curfew/Loitering		0	0
		PART II OFFENSES		180	170	Runaway		3	0
		NON-UCR OFFENSES		153	144	PART II TOTALS		180	170
		TOTAL		460	439				

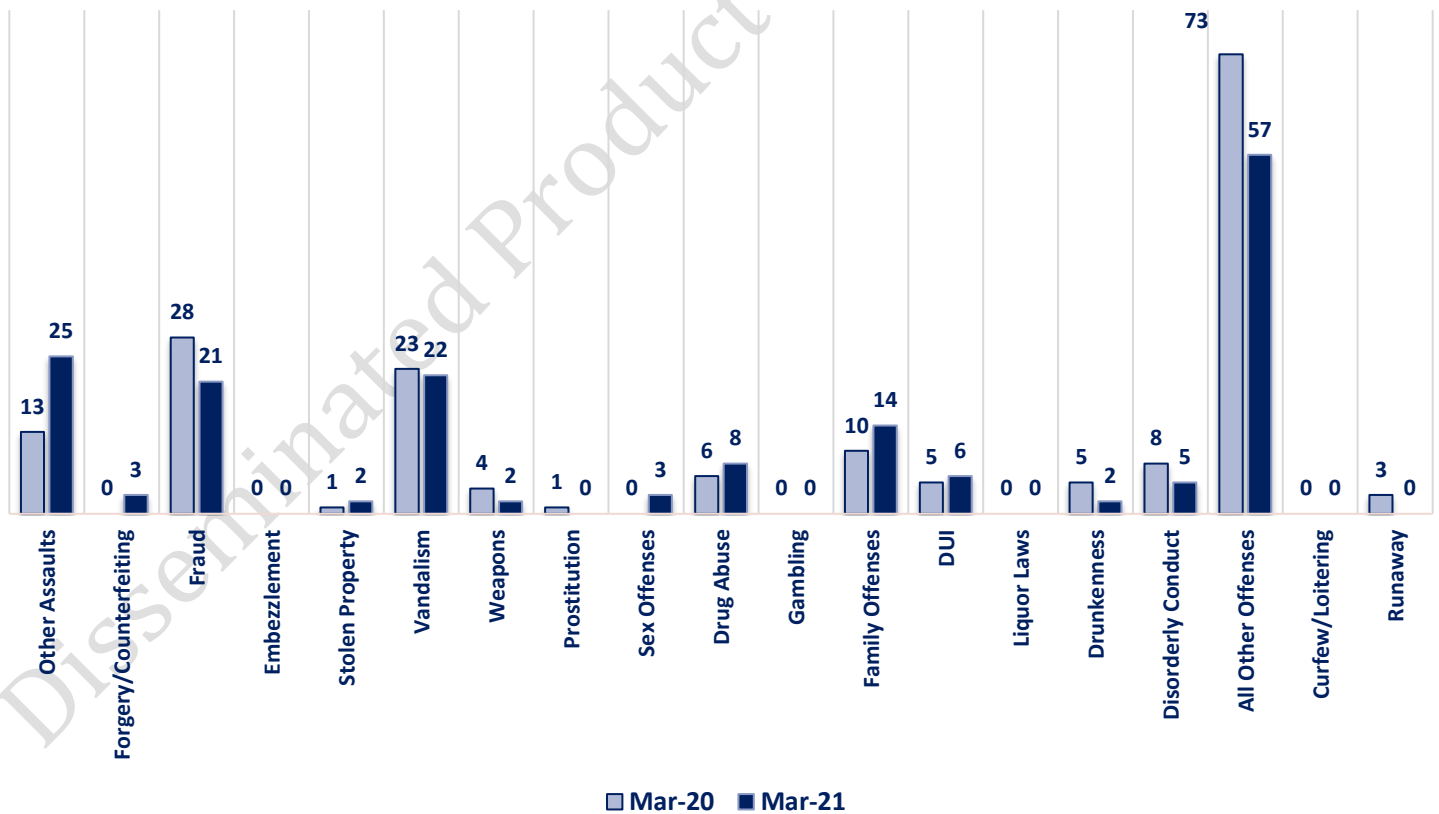
MARCH 2021 PART I & II OFFENSE PERCENTAGES



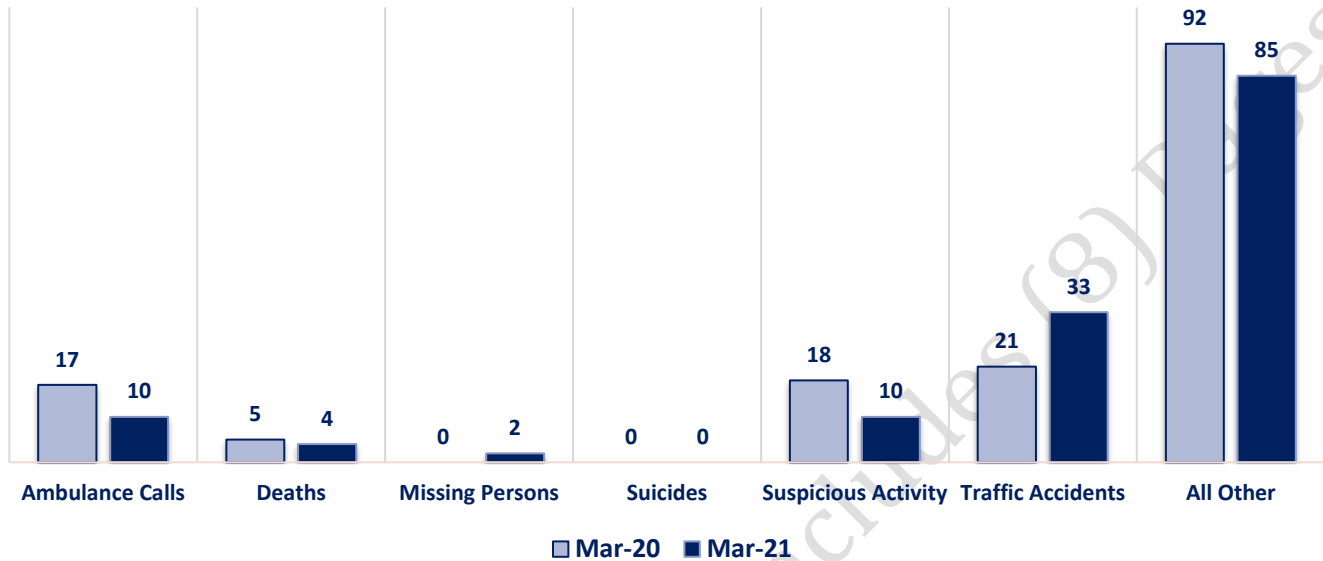
Part I Offenses



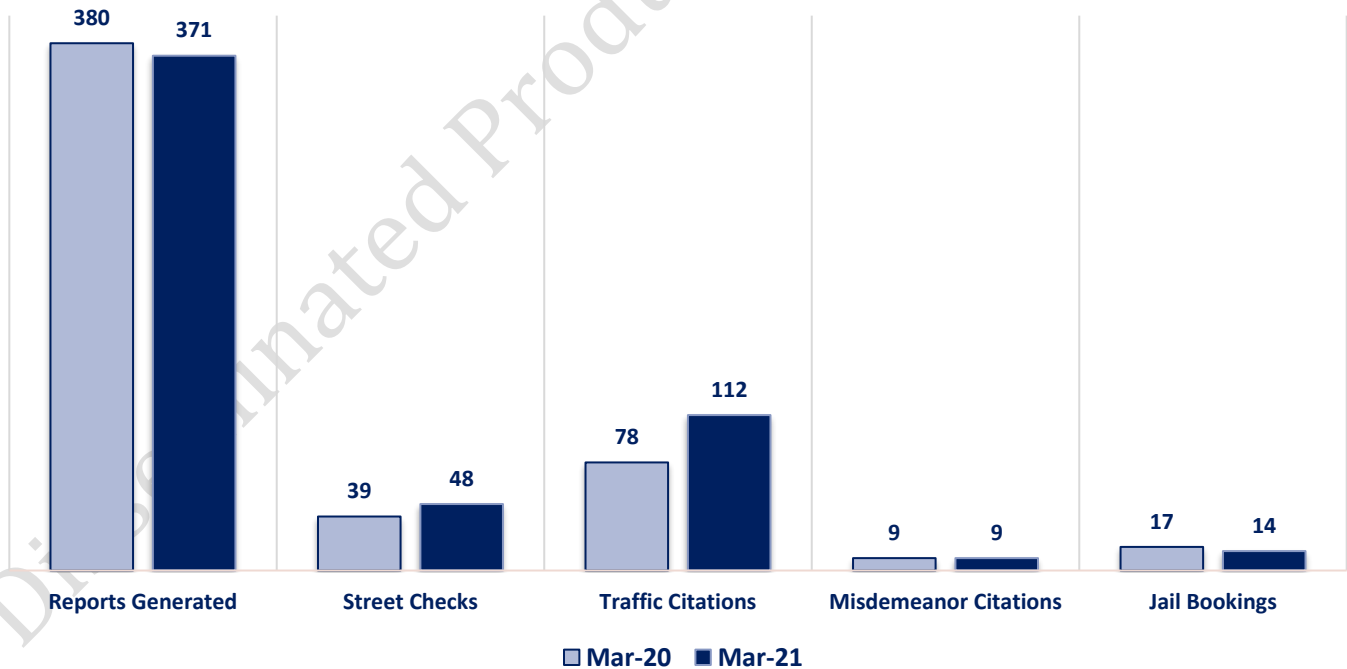
Part II Offenses



Non-UCR Offenses

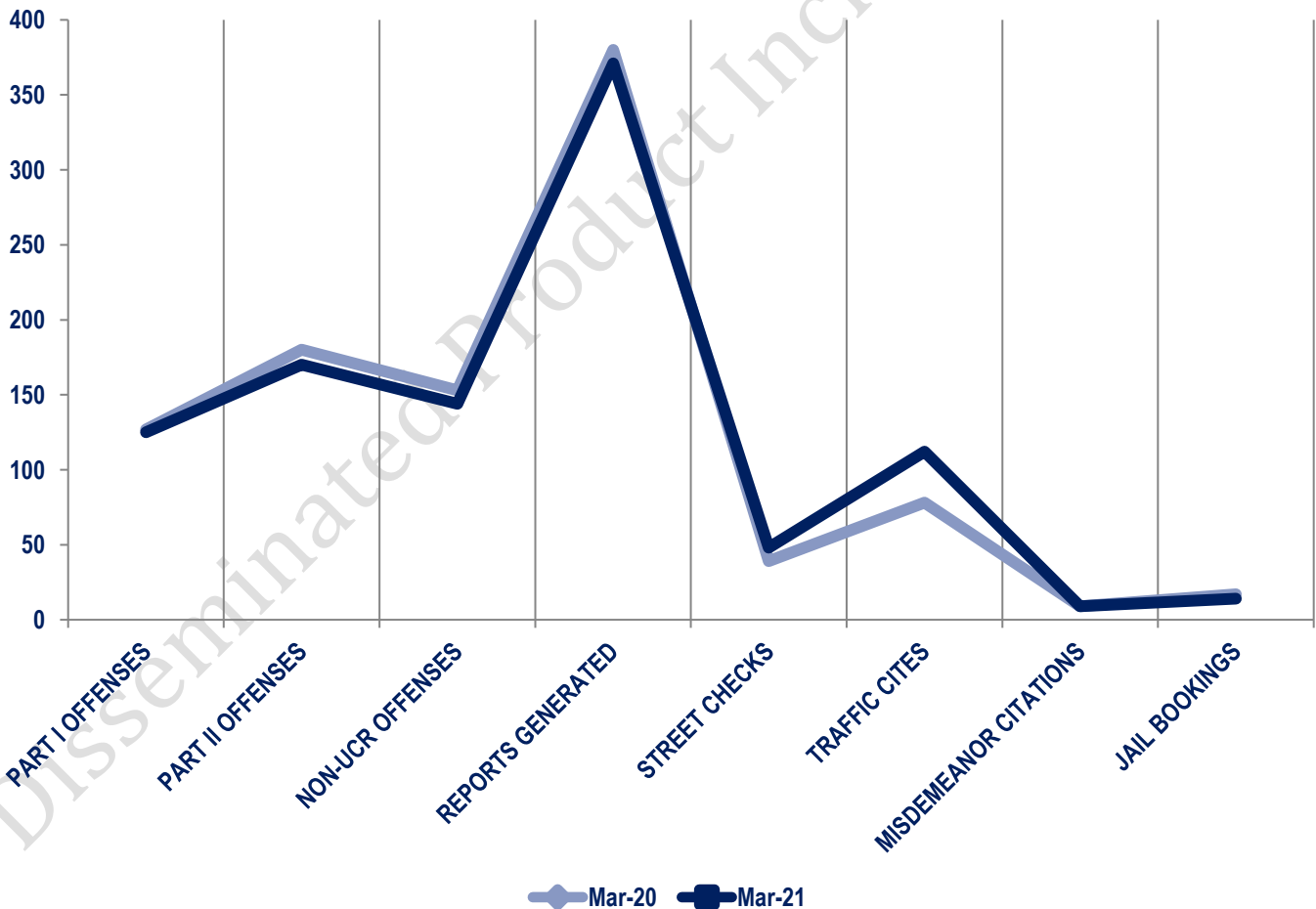


Other Event Totals



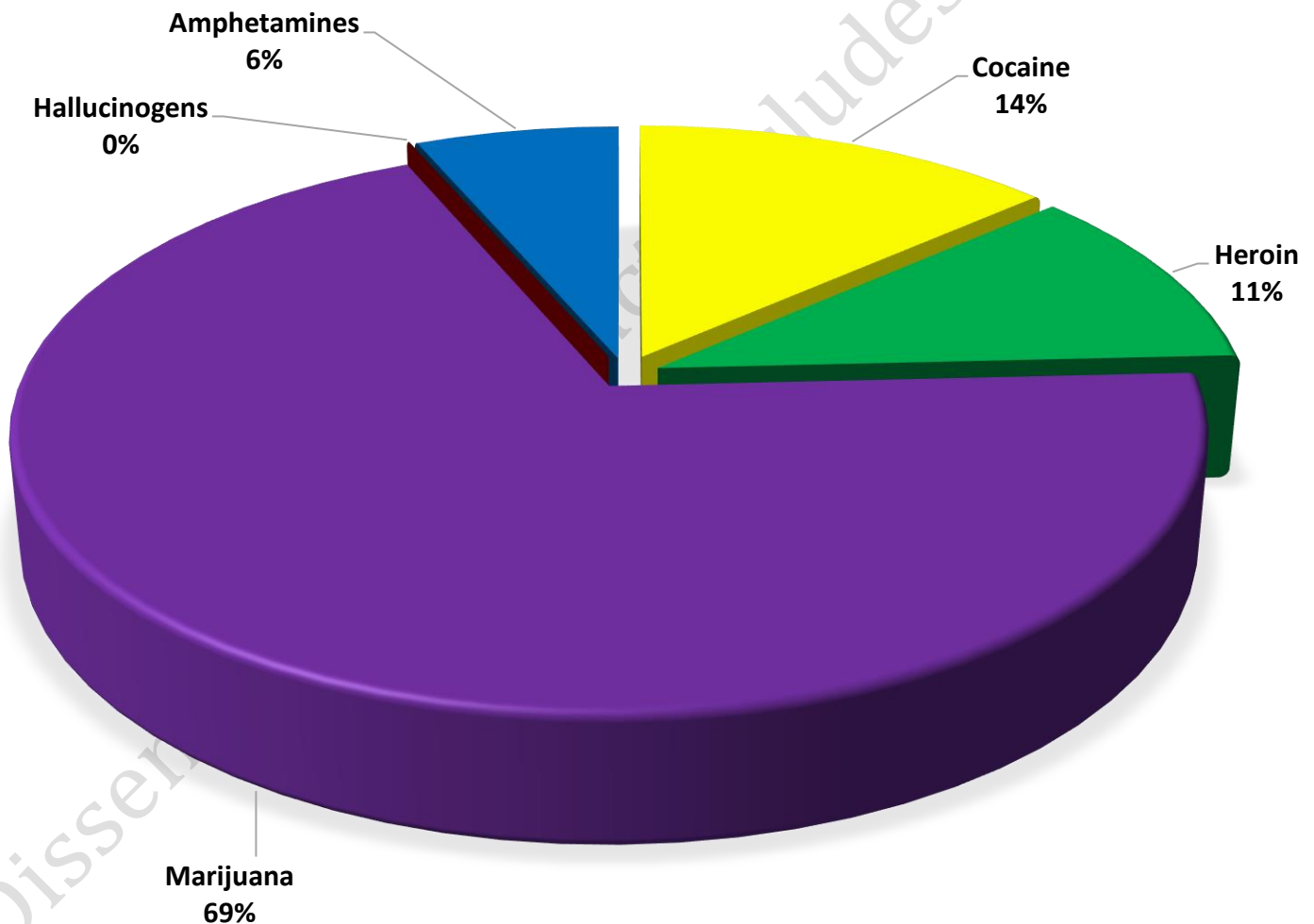
Combined Offense/Event Trends

	MAR 2020	MAR 2021
Part I Offenses	127	125
Part II Offenses	180	170
NonUCR Offenses	153	144
Reports Generated	380	371
Street Checks	39	48
Traffic Citations	78	112
Misdemeanor Citations	9	9
Jail Bookings	17	14

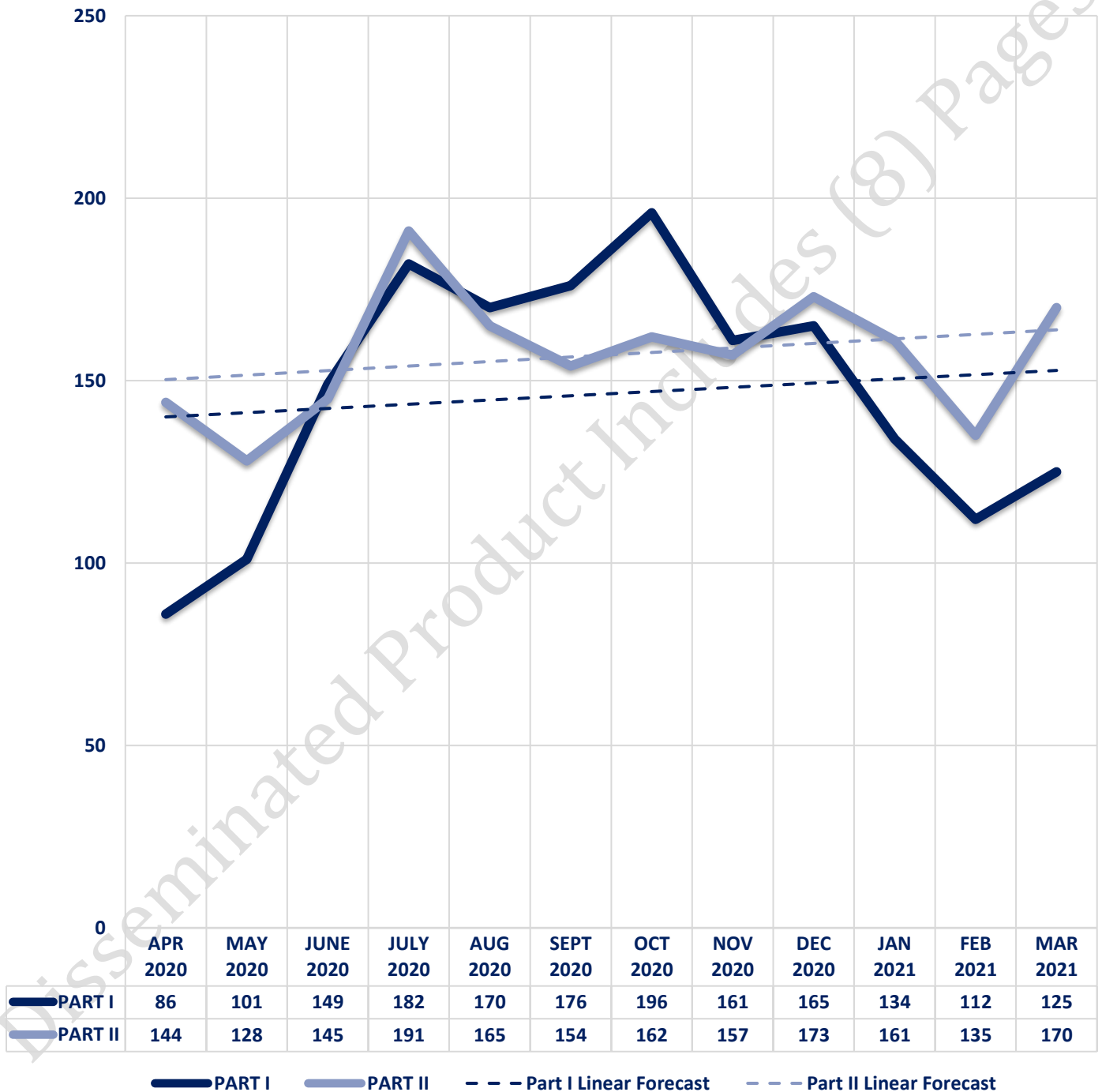


Seized Drugs

TYPE	DOSES	STREET VALUE
Cocaine	240.0	\$ 2,400.00
Heroin	190.0	\$ 1,900.00
Marijuana	1229.3	\$ 7,375.79
Hallucinogens	0.0	\$ -
Amphetamines	115.0	\$ 1,150.00
TOTAL	1774.3	\$ 12,825.79



Part I & II Offenses - One Year





CITY COUNCIL DISTRICT #7

MONTHLY OFFENSE SUMMARY

April 2021

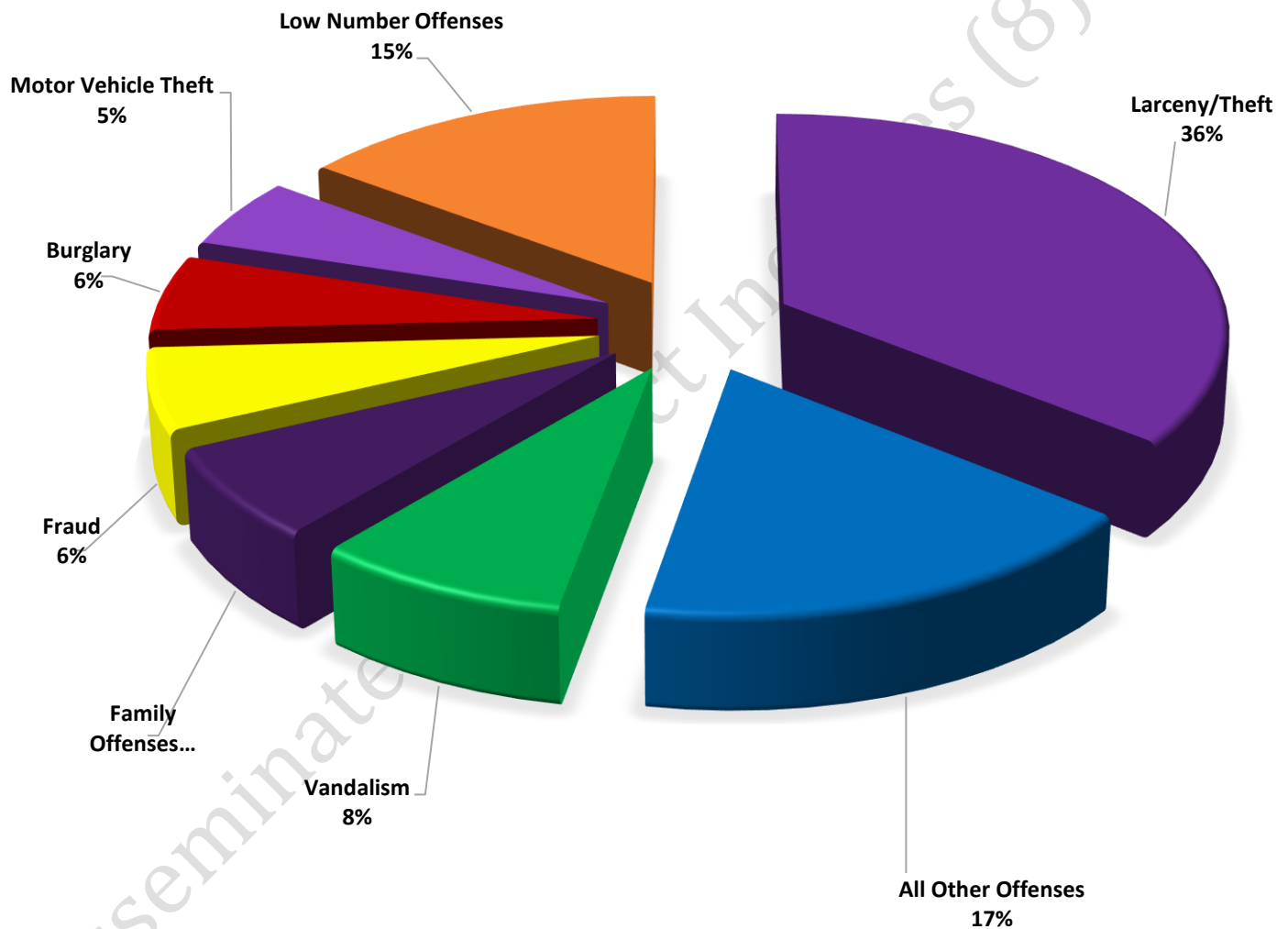
These figures represent preliminary counts of original Police Incident Reports and include all offenses within the above listed City Council District only. Full statistical analysis to determine the confidence level of this data has not been performed. The results contained herein are approximate in relation to the listed area and may not fully coincide with data shown in other areas of SLCPD's Crime Statistics page such as Calls for Service, Crimes Trending, and Crime Reports due to and reflective of departmental procedures that were in place at the time the event occurred and the date this data was compiled. Results displayed are not distinguished as attempted or completed crimes, do not include other calls for police service, and only represent police service where a report was made. Police Incident Reports are classified by primary offense categories as defined by the Uniform Crime Reporting (UCR) system, however for this report all offenses are included, and each incident may have more than one offense listed on it. In cases where there is more than one offense listed, all offenses are counted individually. Although every reasonable verification effort is made, the accuracy of any data is subject to the constraints of the report generation process as well as the manner, format, and point in time of any query.

PART I OFFENSES:	Chosen by the FBI as Part I Offenses because they are serious crimes that occur with regularity in all areas of the country and are likely to be reported to Police.
PART II OFFENSES:	All other crimes other than the eight Part I Offenses. The Uniform Crime Reporting Program gathers only arrest data for Part II Offenses, however, SLCPD results displayed in this document display all Part II Offenses, regardless of the presence of arrest data.
ALL OTHER OFFENSES:	Under the Part II Offense section, 'All Other Offenses' include Peeping Tom, Trespass, Kidnap/Abduction, Pornography, Extortion/Blackmail, Bribery, Warrants, Sexual Offenses, Obstruction, Public Peace, and Hit & Run.
NON-UCR OFFENSES:	Non-UCR Offenses include reports for all other offenses not classified as a Part I or Part II Offense. Results displayed separate some of these offenses such as Ambulance Calls, Deaths, Missing Persons, Suicides, Suspicious Activity, and Traffic Accidents.
ALL OTHER NON-UCR:	Under the Non-UCR category, 'All Other' include the remainder of offenses not classified as Part I or Part II and not separated from the Non-UCR Offenses. These include things such as Loud Parties, Barking Dogs, Mentally Ill Subjects, Citizen Assistance, etc.
LOW NUMBER OFFENSES:	On page two, in the interest of space and allowing for easier viewing, the category titled 'Low Number Offenses' include Part I and Part II Offenses from page one that have totals under the amount of 10.

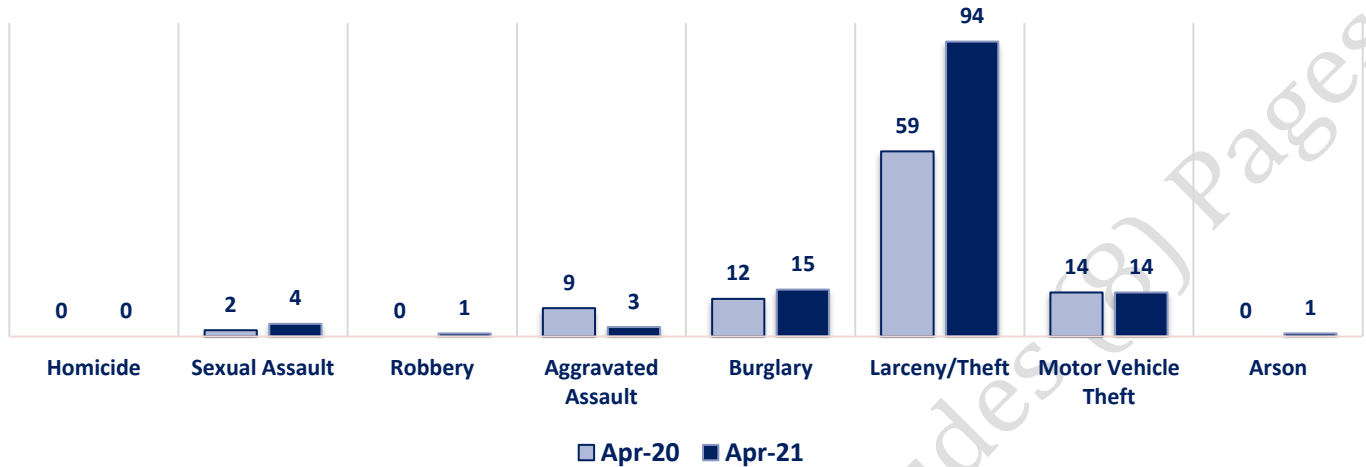
Offenses

	OFFENSE	APR 20	APR 21	OFFENSE	APR 20	APR 21
		Apr-20	Apr-21			
PART I OFFENSES	Homicide	0	0	Other Assaults	18	10
	Sexual Assault	0	0	Forgery/Counterfeit	4	1
	Robbery	2	4	Fraud	21	16
	Aggravated Assault	0	1	Embezzlement	0	0
	Burglary	9	3	Stolen Property	1	0
	Larceny/Theft	12	15	Vandalism	25	22
	Motor Vehicle Theft	59	94	Weapons	1	0
	Arson	14	14	Prostitution	0	0
	PART I TOTALS	0	1	Sex Offenses	1	0
	Ambulance Calls	96	132	Drug Abuse	7	9
NON-UCR OFFENSES	Deaths	8	8	Gambling	0	0
	Missing Persons	7	4	Family Offenses	21	18
	Suicides	2	2	DUI	2	7
	Suspicious Activity	1	2	Liquor Laws	2	0
	Traffic Accidents	12	11	Drunkenness	6	1
	All Other	19	52	Disorderly Conduct	3	2
	NON-UCR TOTALS	72	71	All Other Offenses	46	45
	PART I OFFENSES	121	150	Curfew/Loitering	0	0
	PART II OFFENSES	96	132	Runaway	0	0
	NON-UCR OFFENSES	158	131	PART II TOTALS	158	131
TOTALS	TOTAL	121	150			

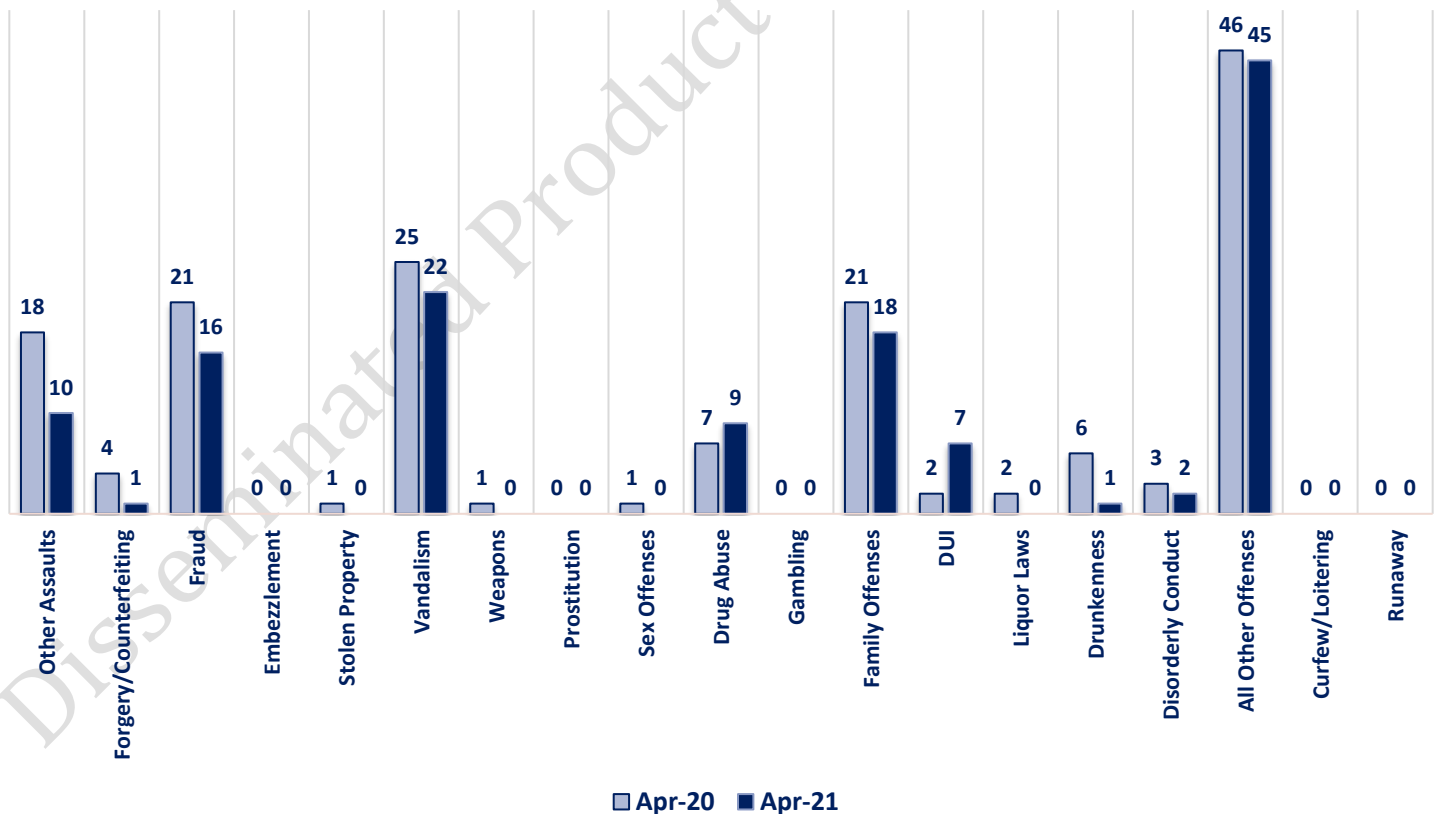
APRIL 2021- PART I & II OFFENSE PERCENTAGES



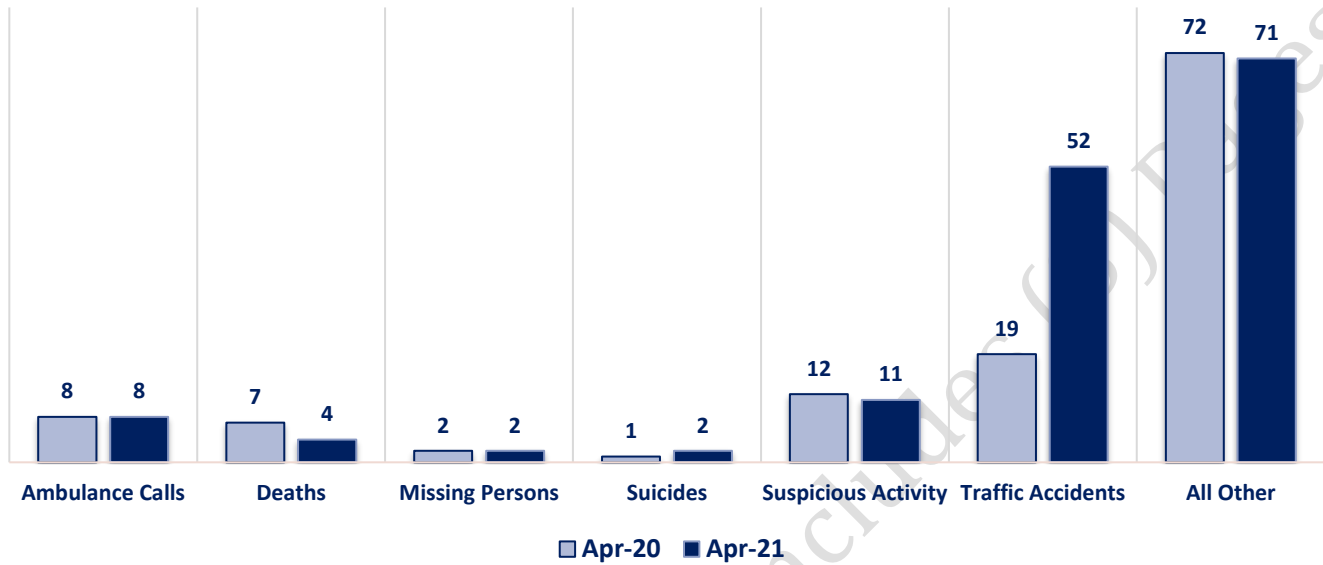
Part I Offenses



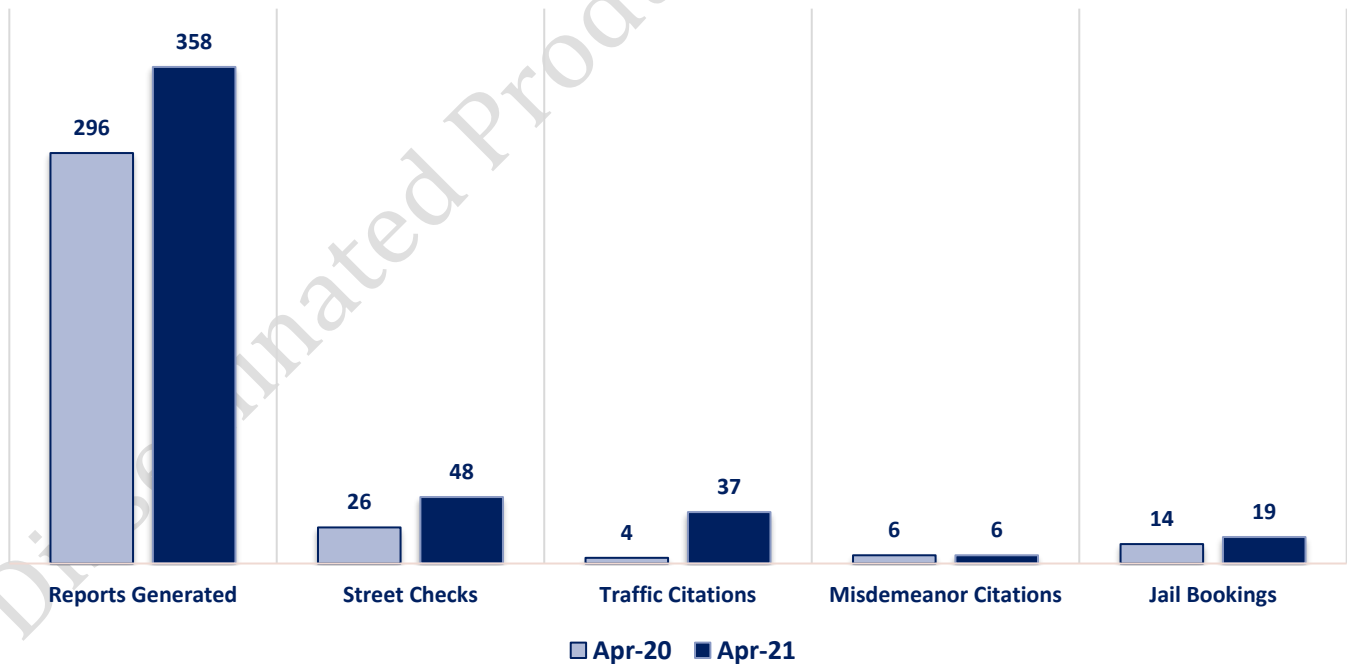
Part II Offenses



Non-UCR Offenses

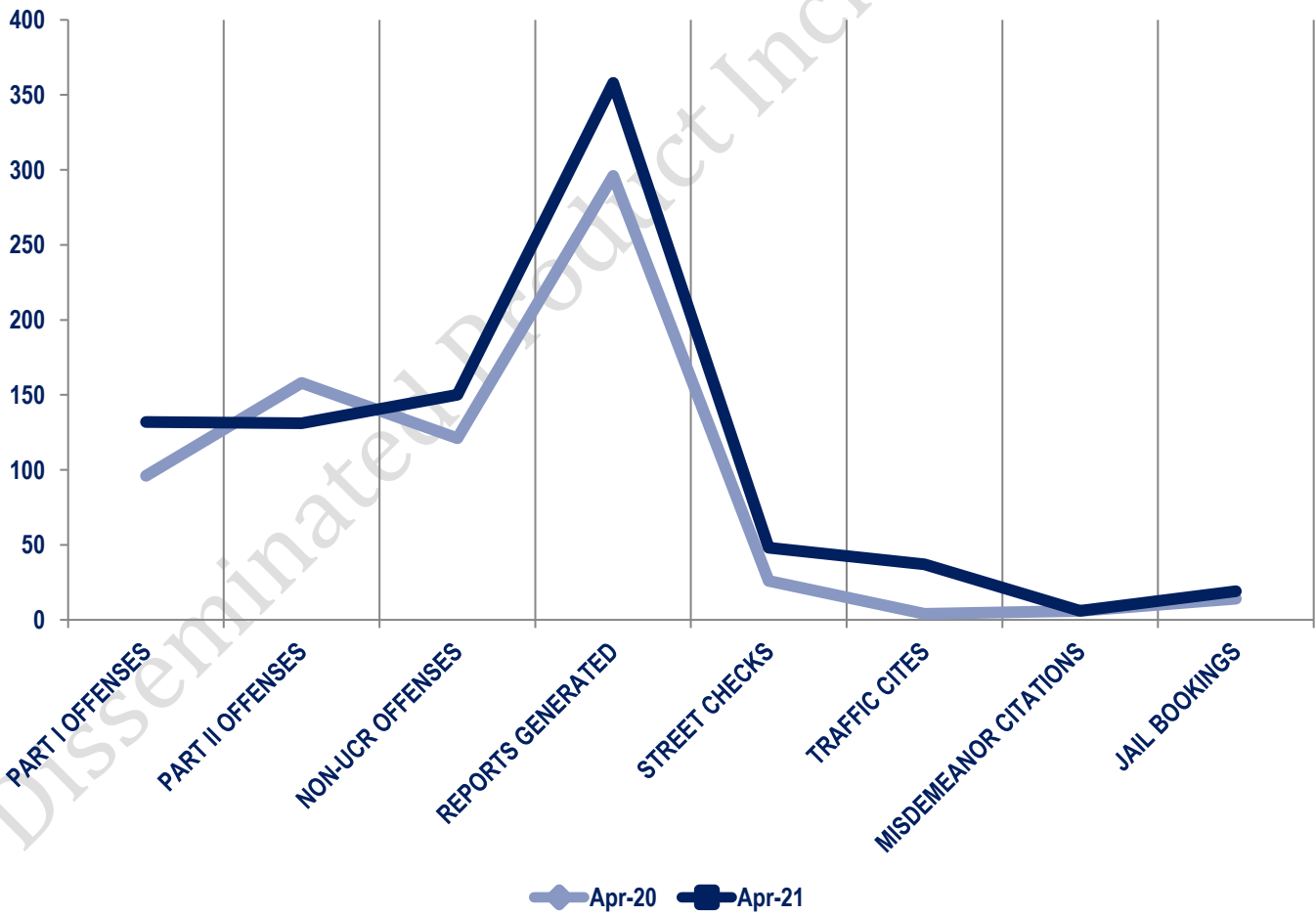


Other Event Totals



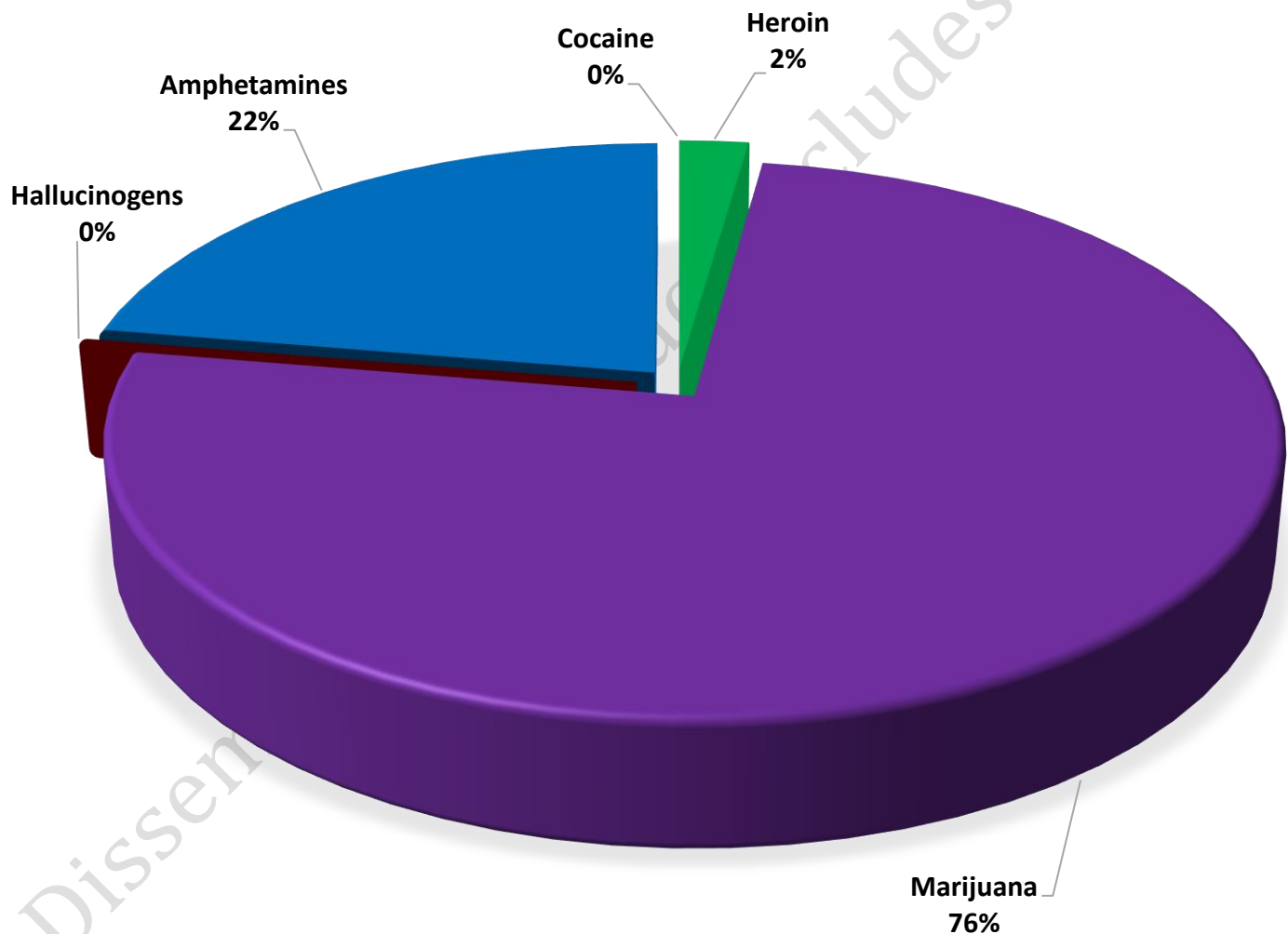
Combined Offense/Event Trends

	APR 2020	APR 2021
Part I Offenses	96	132
Part II Offenses	158	131
NonUCR Offenses	121	150
Reports Generated	296	358
Street Checks	26	48
Traffic Citations	4	37
Misdemeanor Citations	6	6
Jail Bookings	14	19

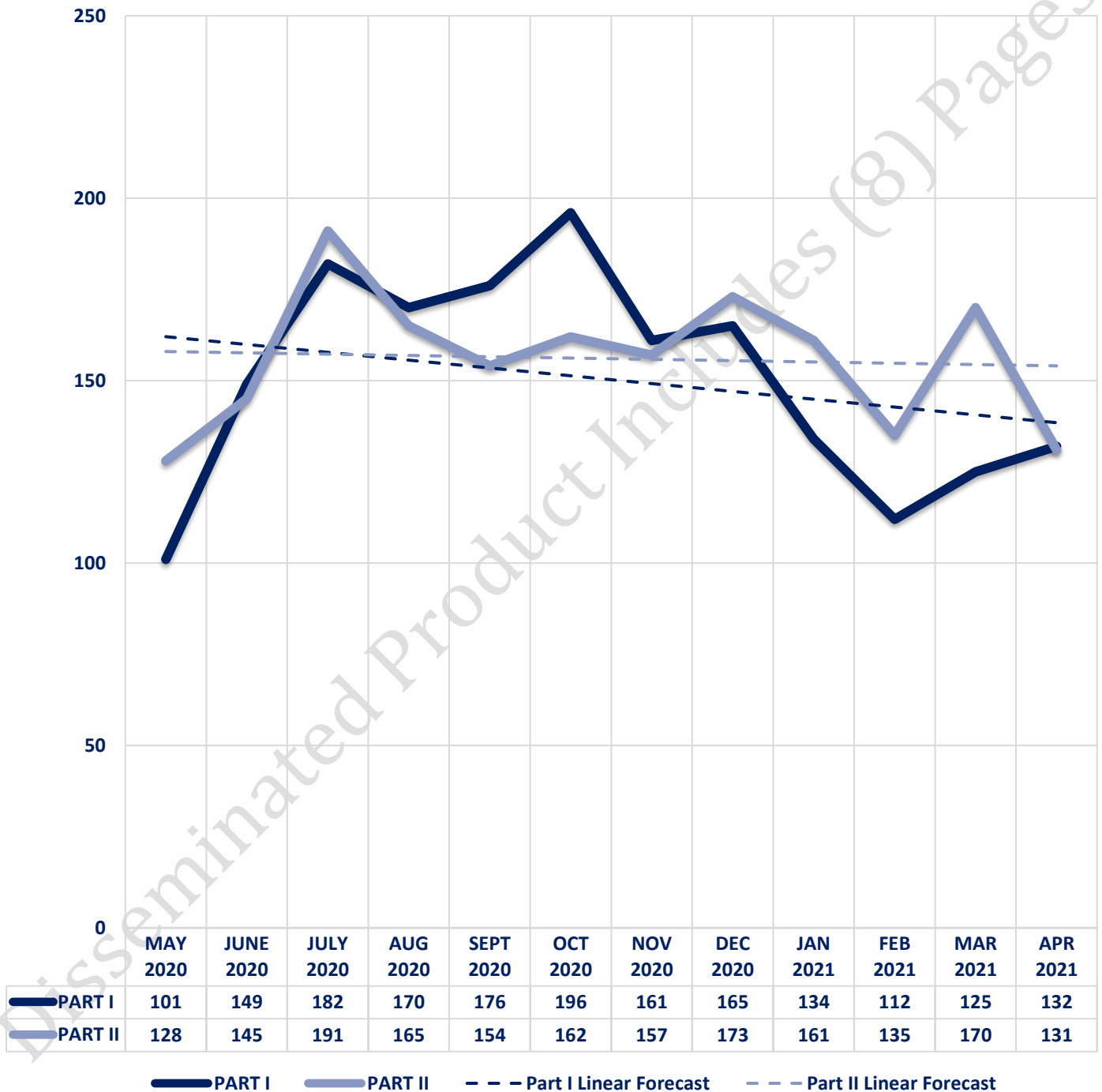


Seized Drugs

TYPE	DOSES	STREET VALUE
Cocaine	0.0	\$ -
Heroin	5.0	\$ 50.00
Marijuana	168.8	\$ 1,012.72
Hallucinogens	0.0	\$ -
Amphetamines	50.0	\$ 500.00
TOTAL	223.8	\$ 1,562.72



Part I & II Offenses - One Year





CITY COUNCIL DISTRICT #7

MONTHLY OFFENSE SUMMARY

MAY 2021

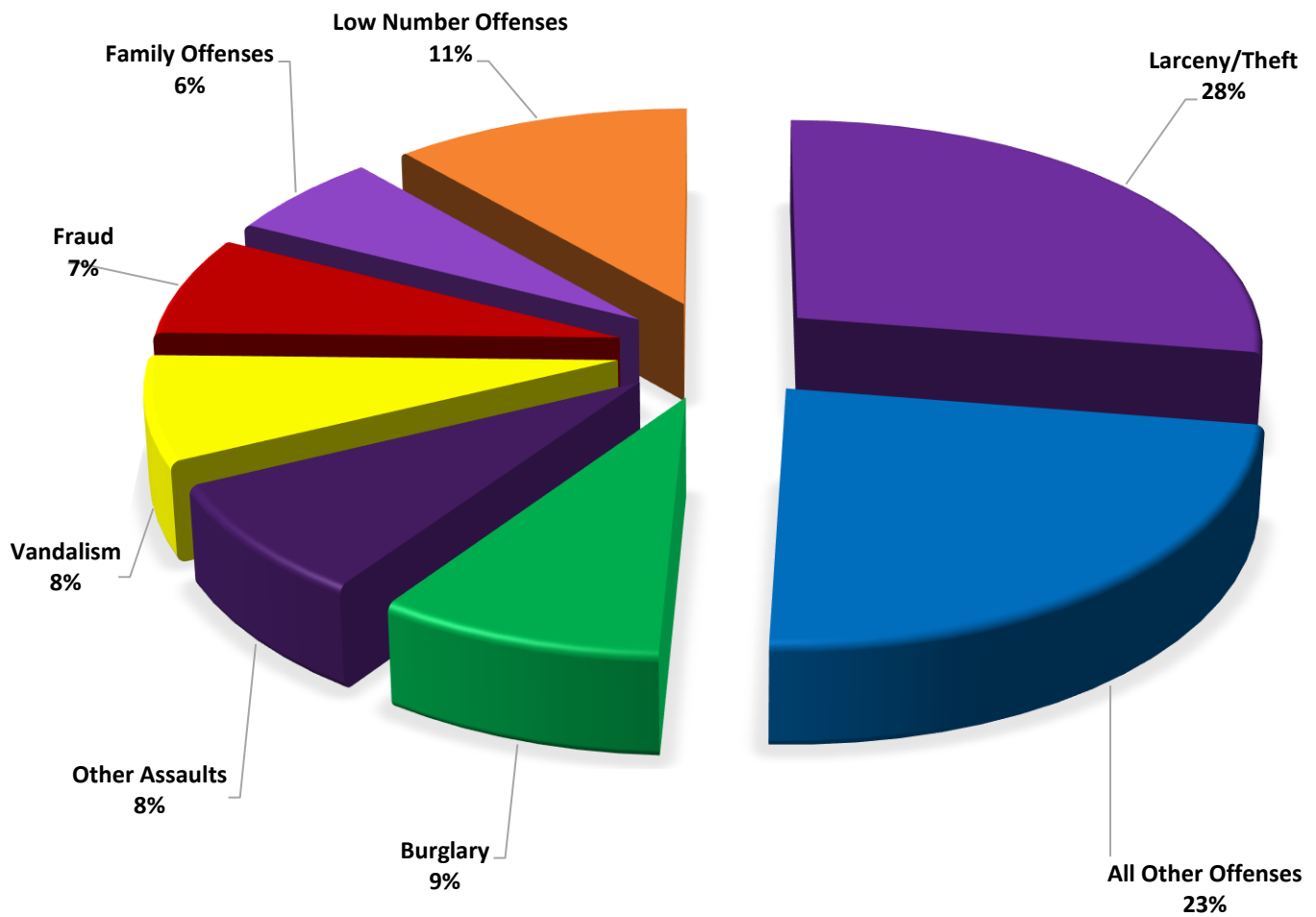
These figures represent preliminary counts of original Police Incident Reports and include all offenses within the above listed City Council District only. Full statistical analysis to determine the confidence level of this data has not been performed. The results contained herein are approximate in relation to the listed area and may not fully coincide with data shown in other areas of SLCPD's Crime Statistics page such as Calls for Service, Crimes Trending, and Crime Reports due to and reflective of departmental procedures that were in place at the time the event occurred and the date this data was compiled. Results displayed are not distinguished as attempted or completed crimes, do not include other calls for police service, and only represent police service where a report was made. Police Incident Reports are classified by primary offense categories as defined by the Uniform Crime Reporting (UCR) system, however for this report all offenses are included, and each incident may have more than one offense listed on it. In cases where there is more than one offense listed, all offenses are counted individually. Although every reasonable verification effort is made, the accuracy of any data is subject to the constraints of the report generation process as well as the manner, format, and point in time of any query.

PART I OFFENSES:	Chosen by the FBI as Part I Offenses because they are serious crimes that occur with regularity in all areas of the country and are likely to be reported to Police.
PART II OFFENSES:	All other crimes other than the eight Part I Offenses. The Uniform Crime Reporting Program gathers only arrest data for Part II Offenses, however, SLCPD results displayed in this document display all Part II Offenses, regardless of the presence of arrest data.
ALL OTHER OFFENSES:	Under the Part II Offense section, 'All Other Offenses' include Peeping Tom, Trespass, Kidnap/Abduction, Pornography, Extortion/Blackmail, Bribery, Warrants, Sexual Offenses, Obstruction, Public Peace, and Hit & Run.
NON-UCR OFFENSES:	Non-UCR Offenses include reports for all other offenses not classified as a Part I or Part II Offense. Results displayed separate some of these offenses such as Ambulance Calls, Deaths, Missing Persons, Suicides, Suspicious Activity, and Traffic Accidents.
ALL OTHER NON-UCR:	Under the Non-UCR category, 'All Other' include the remainder of offenses not classified as Part I or Part II and not separated from the Non-UCR Offenses. These include things such as Loud Parties, Barking Dogs, Mentally Ill Subjects, Citizen Assistance, etc.
LOW NUMBER OFFENSES:	On page two, in the interest of space and allowing for easier viewing, the category titled 'Low Number Offenses' include Part I and Part II Offenses from page one that have totals under the amount of 32.

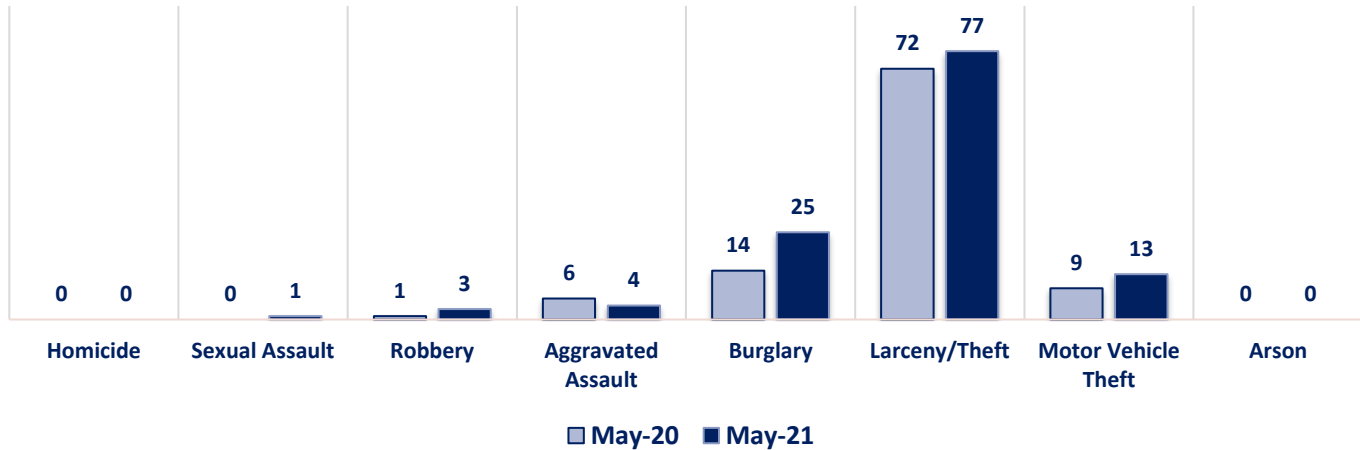
Offenses

PART I OFFENSES	OFFENSE	MAY 20	MAY 21	OFFENSE	MAY 20	MAY 21
	Homicide	0	0	Other Assaults	17	23
	Sexual Assault	0	1	Forgery/Counterfeit	2	3
	Robbery	1	3	Fraud	18	20
	Aggravated Assault	6	4	Embezzlement	0	0
	Burglary	14	25	Stolen Property	1	1
	Larceny/Theft	72	77	Vandalism	16	21
	Motor Vehicle Theft	9	13	Weapons	1	1
	Arson	0	0	Prostitution	0	0
NON-UCR OFFENSES	PART I TOTALS	102	123	Sex Offenses	0	1
	Ambulance Calls	13	6	Drug Abuse	6	2
	Deaths	1	4	Gambling	0	0
	Missing Persons	6	2	Family Offenses	20	17
	Suicides	0	0	DUI	7	3
	Suspicious Activity	11	14	Liquor Laws	1	0
	Traffic Accidents	35	39	Drunkenness	4	0
	All Other	90	67	Disorderly Conduct	7	0
	NON-UCR TOTALS	156	132	All Other Offenses	31	65
TOTALS	PART I OFFENSES	102	123	Curfew/Loitering	0	0
	PART II OFFENSES	131	157	Runaway	0	0
	NON-UCR OFFENSES	156	132	PART II TOTALS	131	157
	TOTAL	389	412			

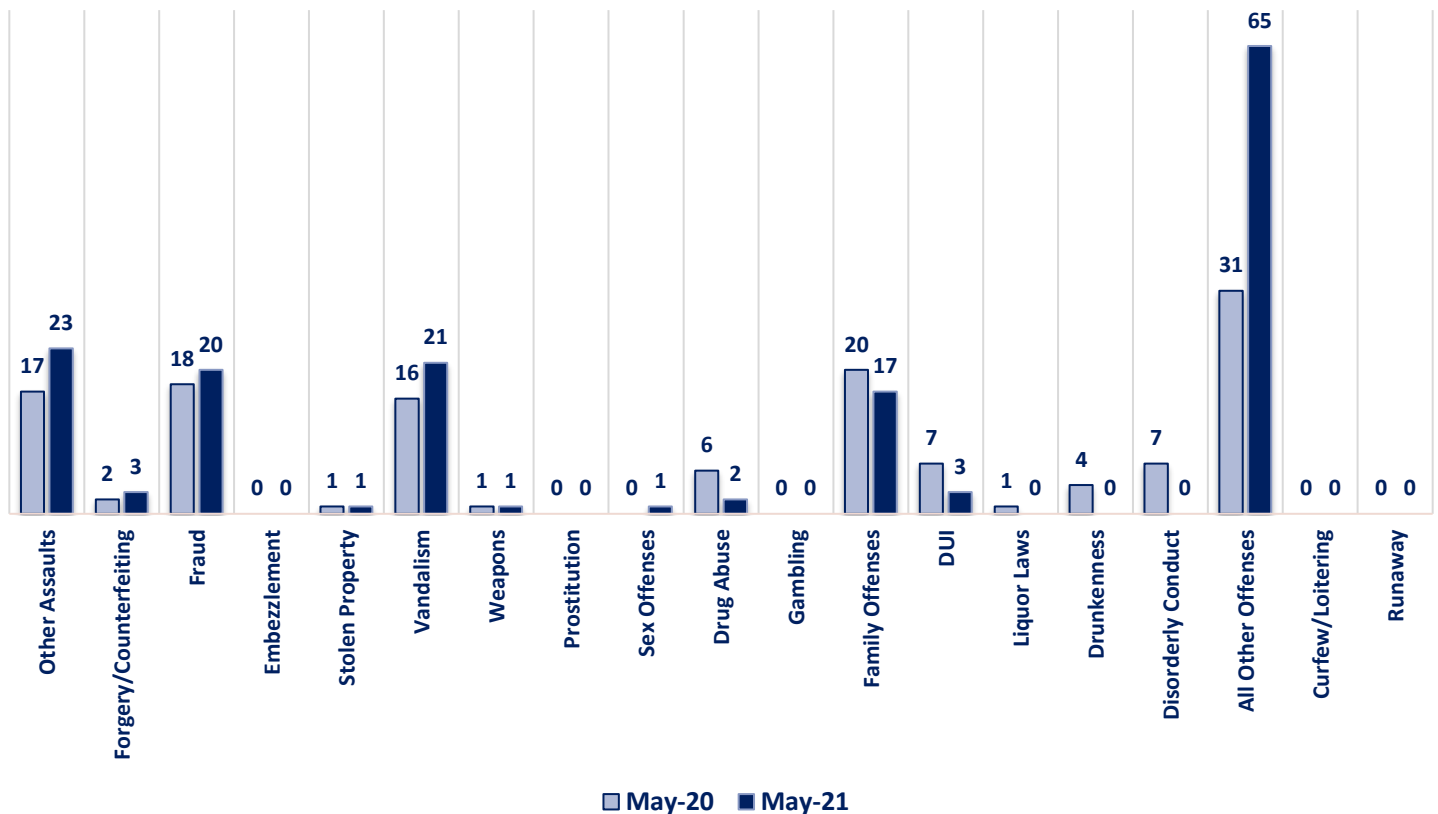
MAY 2021 - PART I & II OFFENSE PERCENTAGES



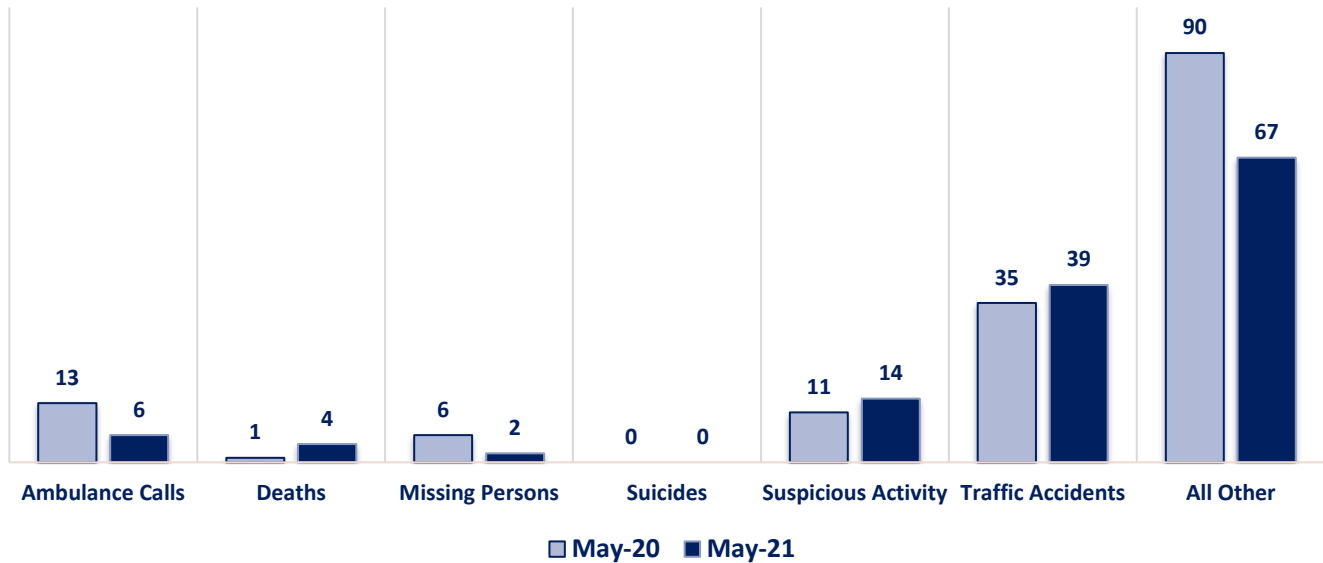
Part I Offenses



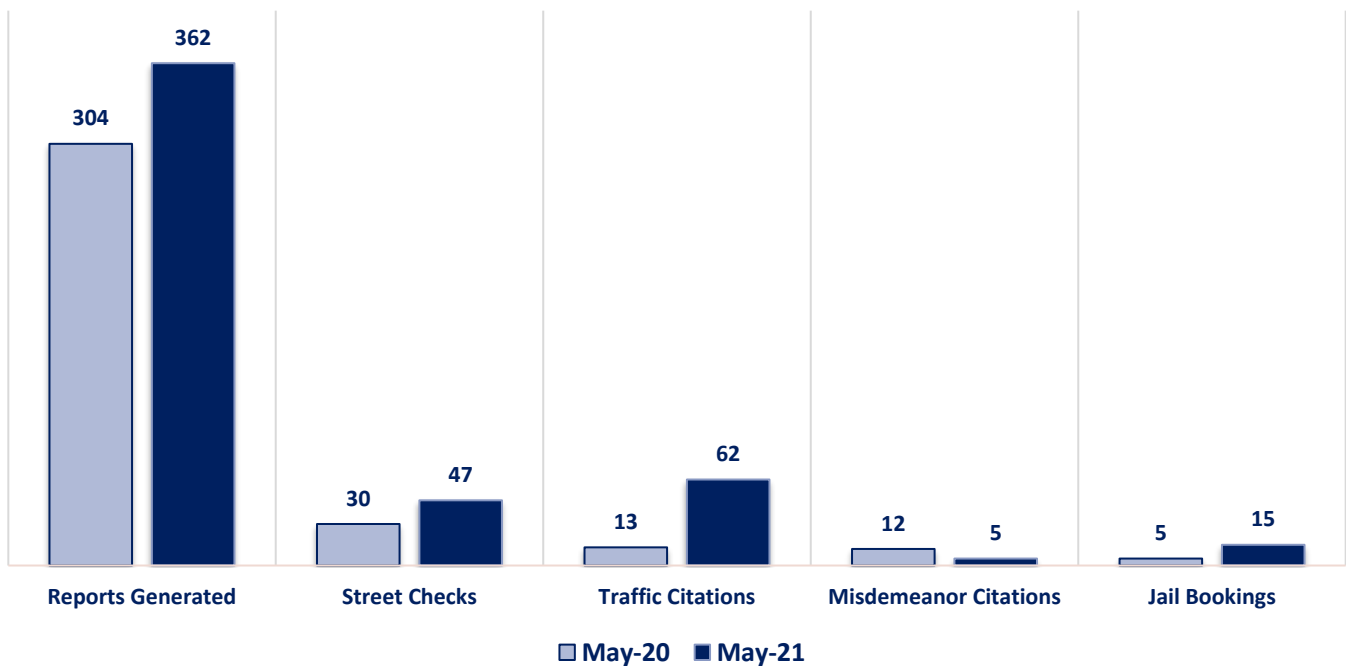
Part II Offenses



Non-UCR Offenses

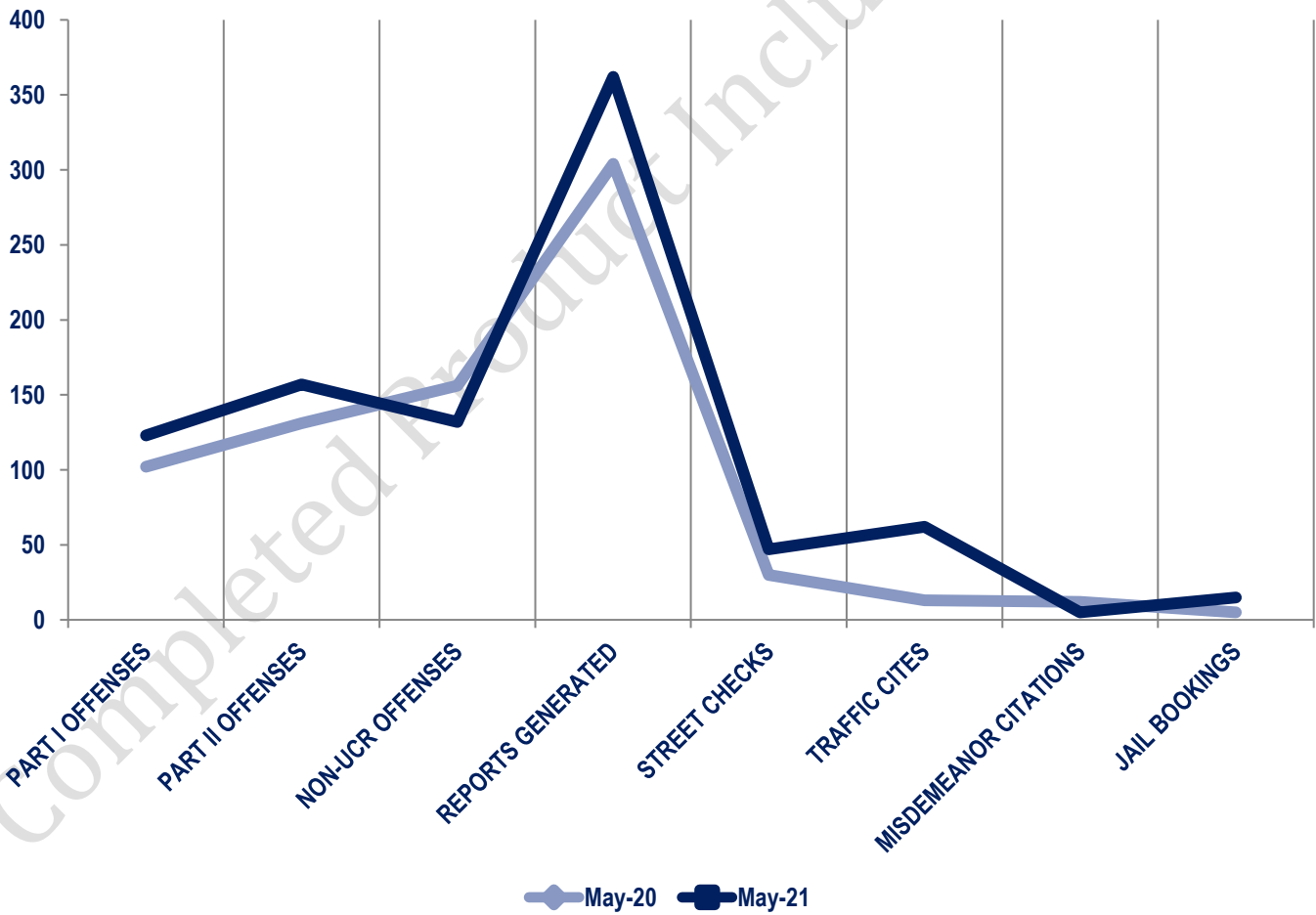


Other Event Totals



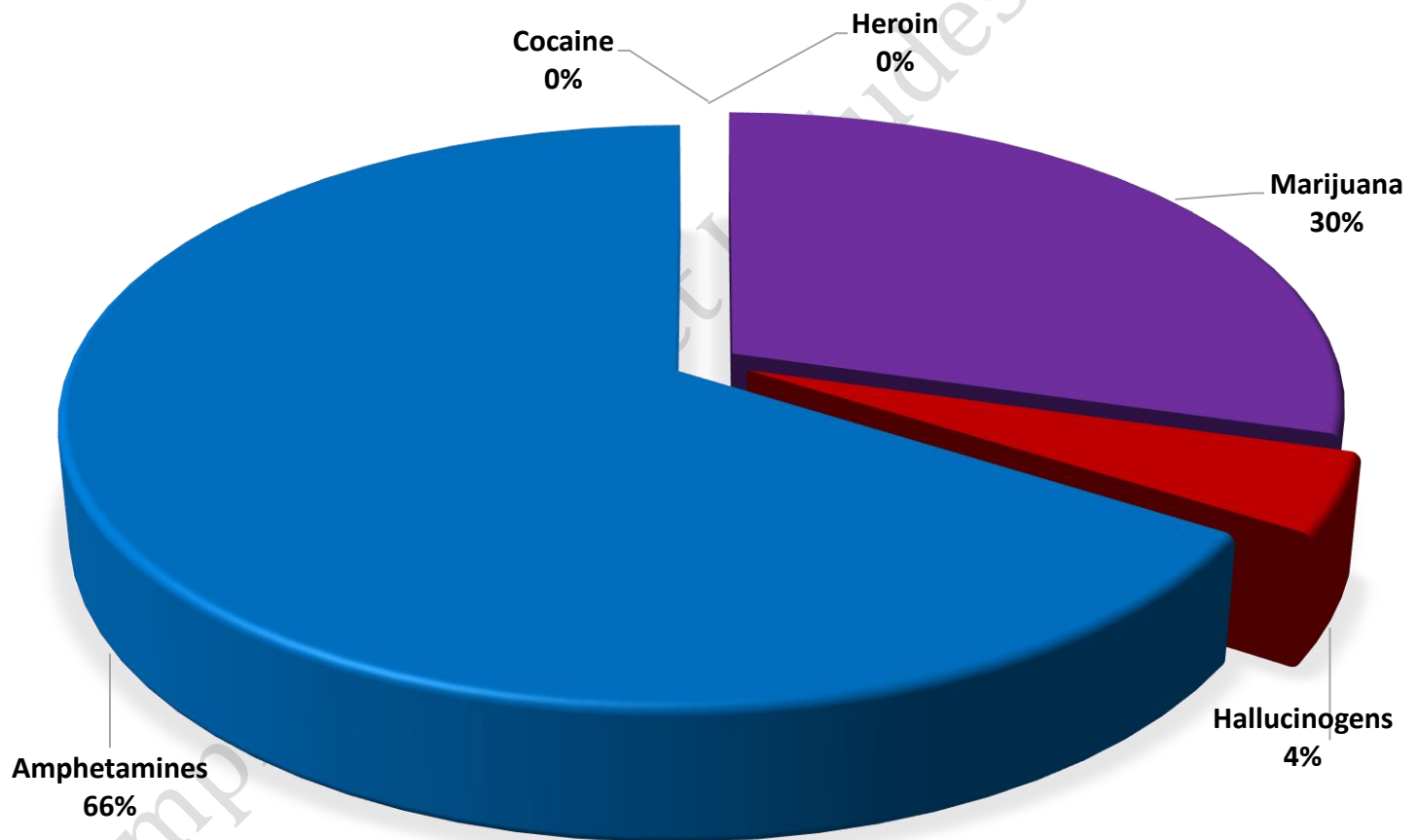
Combined Offense/Event Trends

	MAY 2020	MAY 2021
Part I Offenses	102	123
Part II Offenses	131	157
NonUCR Offenses	156	132
Reports Generated	304	362
Street Checks	30	47
Traffic Citations	13	62
Misdemeanor Citations	12	5
Jail Bookings	5	15

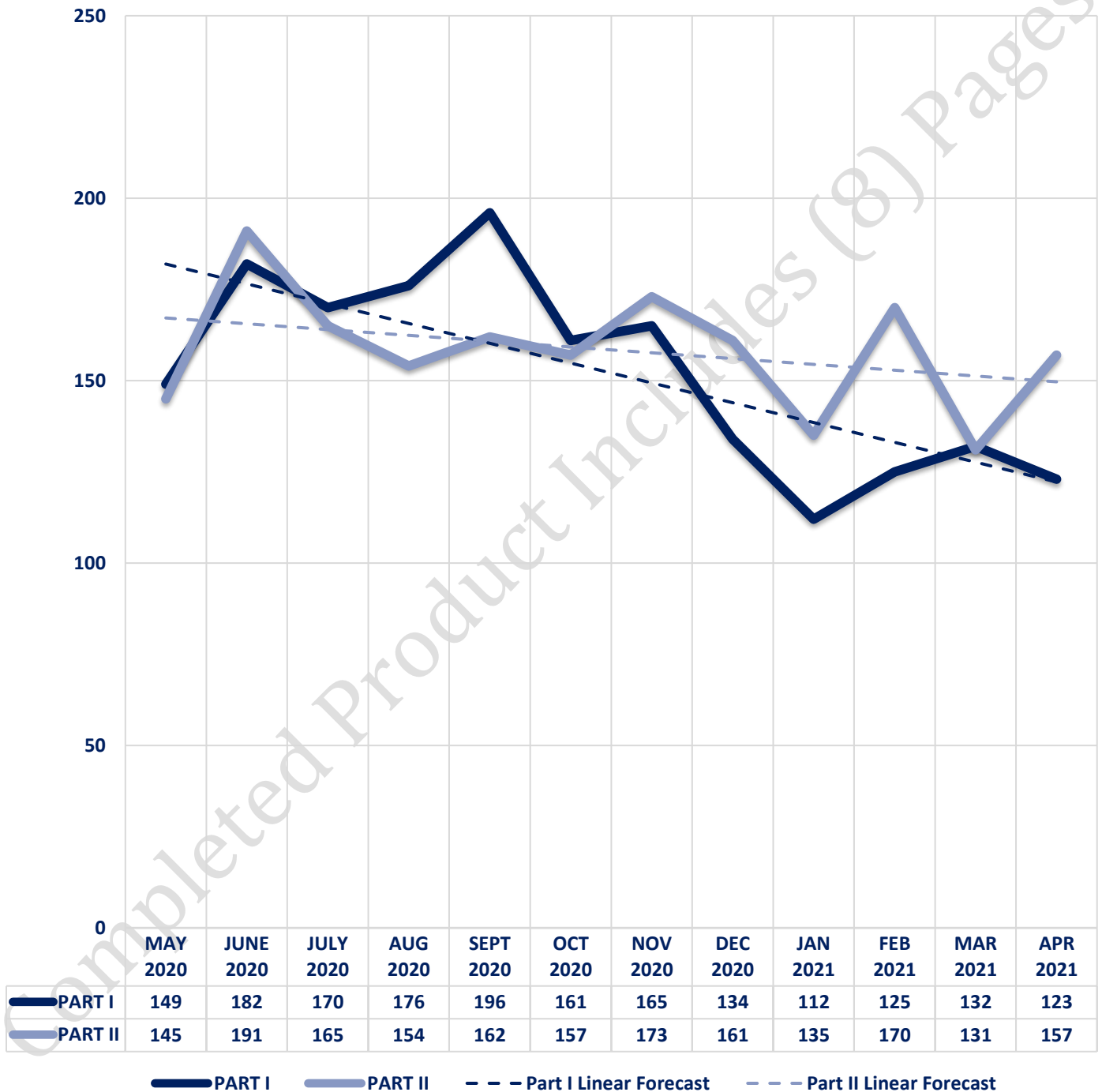


Seized Drugs

TYPE	DOSES	STREET VALUE
Cocaine	0.0	\$ -
Heroin	0.0	\$ -
Marijuana	15.2	\$ 91.01
Hallucinogens	2.3	\$ 4.59
Amphetamines	34.0	\$ 340.00
TOTAL	51.5	\$ 435.59



Part I & II Offenses - One Year





CITY COUNCIL DISTRICT #7

MONTHLY OFFENSE SUMMARY

June 2021

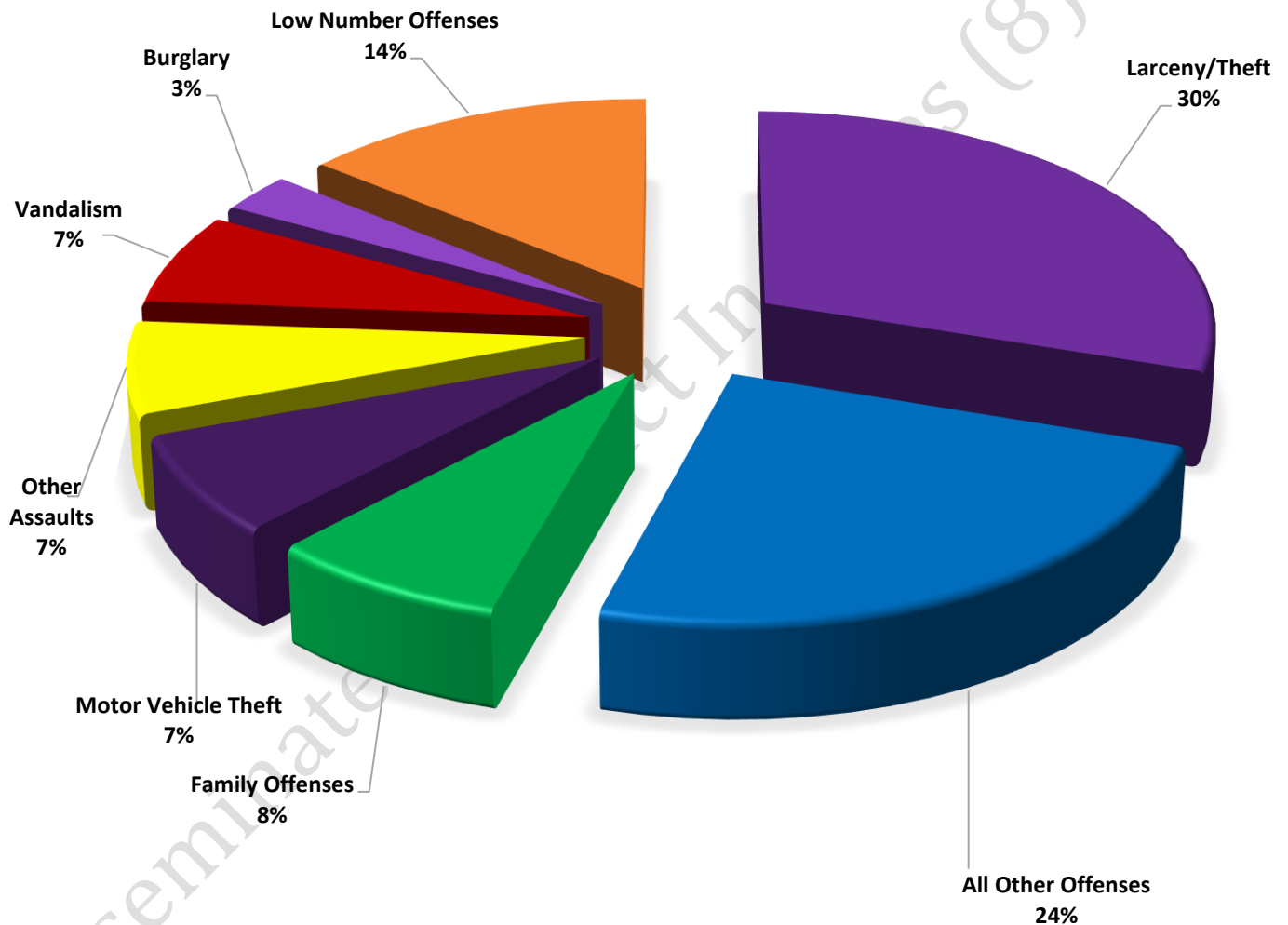
These figures represent preliminary counts of original Police Incident Reports and include all offenses within the above listed City Council District only. Full statistical analysis to determine the confidence level of this data has not been performed. The results contained herein are approximate in relation to the listed area and may not fully coincide with data shown in other areas of SLCPD's Crime Statistics page such as Calls for Service, Crimes Trending, and Crime Reports due to and reflective of departmental procedures that were in place at the time the event occurred and the date this data was compiled. Results displayed are not distinguished as attempted or completed crimes, do not include other calls for police service, and only represent police service where a report was made. Police Incident Reports are classified by primary offense categories as defined by the Uniform Crime Reporting (UCR) system, however for this report all offenses are included, and each incident may have more than one offense listed on it. In cases where there is more than one offense listed, all offenses are counted individually. Although every reasonable verification effort is made, the accuracy of any data is subject to the constraints of the report generation process as well as the manner, format, and point in time of any query.

PART I OFFENSES:	Chosen by the FBI as Part I Offenses because they are serious crimes that occur with regularity in all areas of the country and are likely to be reported to Police.
PART II OFFENSES:	All other crimes other than the eight Part I Offenses. The Uniform Crime Reporting Program gathers only arrest data for Part II Offenses, however, SLCPD results displayed in this document display all Part II Offenses, regardless of the presence of arrest data.
ALL OTHER OFFENSES:	Under the Part II Offense section, 'All Other Offenses' include Peeping Tom, Trespass, Kidnap/Abduction, Pornography, Extortion/Blackmail, Bribery, Warrants, Sexual Offenses, Obstruction, Public Peace, and Hit & Run.
NON-UCR OFFENSES:	Non-UCR Offenses include reports for all other offenses not classified as a Part I or Part II Offense. Results displayed separate some of these offenses such as Ambulance Calls, Deaths, Missing Persons, Suicides, Suspicious Activity, and Traffic Accidents.
ALL OTHER NON-UCR:	Under the Non-UCR category, 'All Other' include the remainder of offenses not classified as Part I or Part II and not separated from the Non-UCR Offenses. These include things such as Loud Parties, Barking Dogs, Mentally Ill Subjects, Citizen Assistance, etc.
LOW NUMBER OFFENSES:	On page two, in the interest of space and allowing for easier viewing, the category titled 'Low Number Offenses' include Part I and Part II Offenses from page one that have totals under the amount of 6.

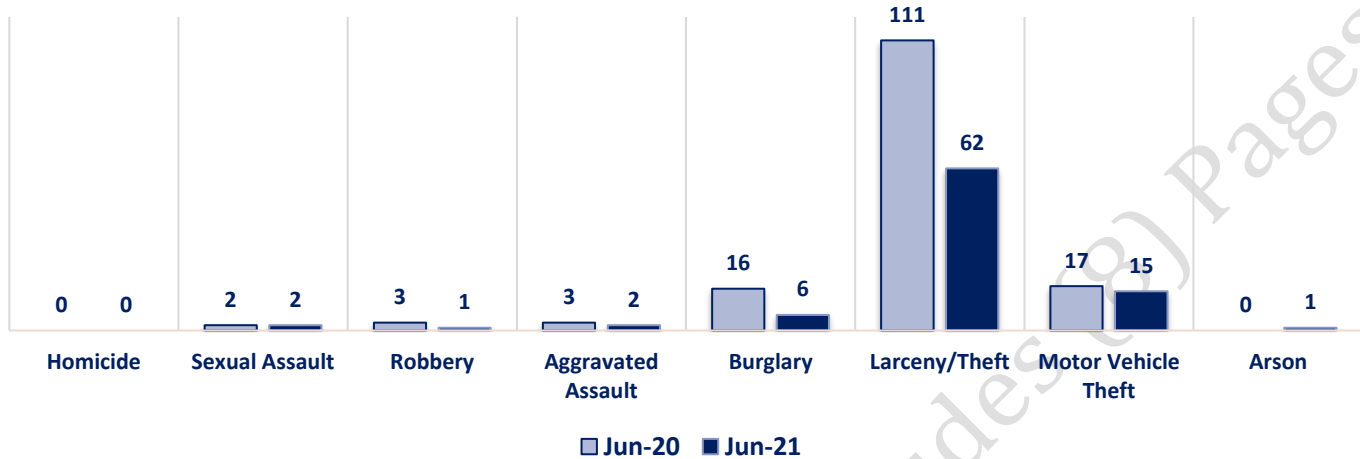
Offenses

	OFFENSE	JUN 20	JUN 21	OFFENSE	JUN 20	JUN 21	
PART I OFFENSES	VIOLENT	Homicide	0	0	Other Assaults	19	14
		Sexual Assault	2	2	Forgery/Counterfeit	4	2
		Robbery	3	1	Fraud	18	6
		Aggravated Assault	3	2	Embezzlement	1	0
	PROPERTY	Burglary	16	6	Stolen Property	1	0
		Larceny/Theft	111	62	Vandalism	25	14
		Motor Vehicle Theft	17	15	Weapons	0	1
		Arson	0	1	Prostitution	0	0
		PART I TOTALS	152	89	Sex Offenses	1	1
NON-UCR OFFENSES		Ambulance Calls	15	10	Drug Abuse	2	4
		Deaths	2	2	Gambling	0	0
		Missing Persons	5	0	Family Offenses	12	16
		Suicides	0	0	DUI	5	5
		Suspicious Activity	13	16	Liquor Laws	0	0
		Traffic Accidents	38	42	Drunkenness	5	3
		All Other	81	77	Disorderly Conduct	5	1
		NON-UCR TOTALS	154	147	All Other Offenses	50	50
		PART I OFFENSES	152	89	Curfew/Loitering	0	0
TOTALS		PART II OFFENSES	149	117	Runaway	1	0
		NON-UCR OFFENSES	154	147	PART II TOTALS	149	117
		TOTAL	455	353			

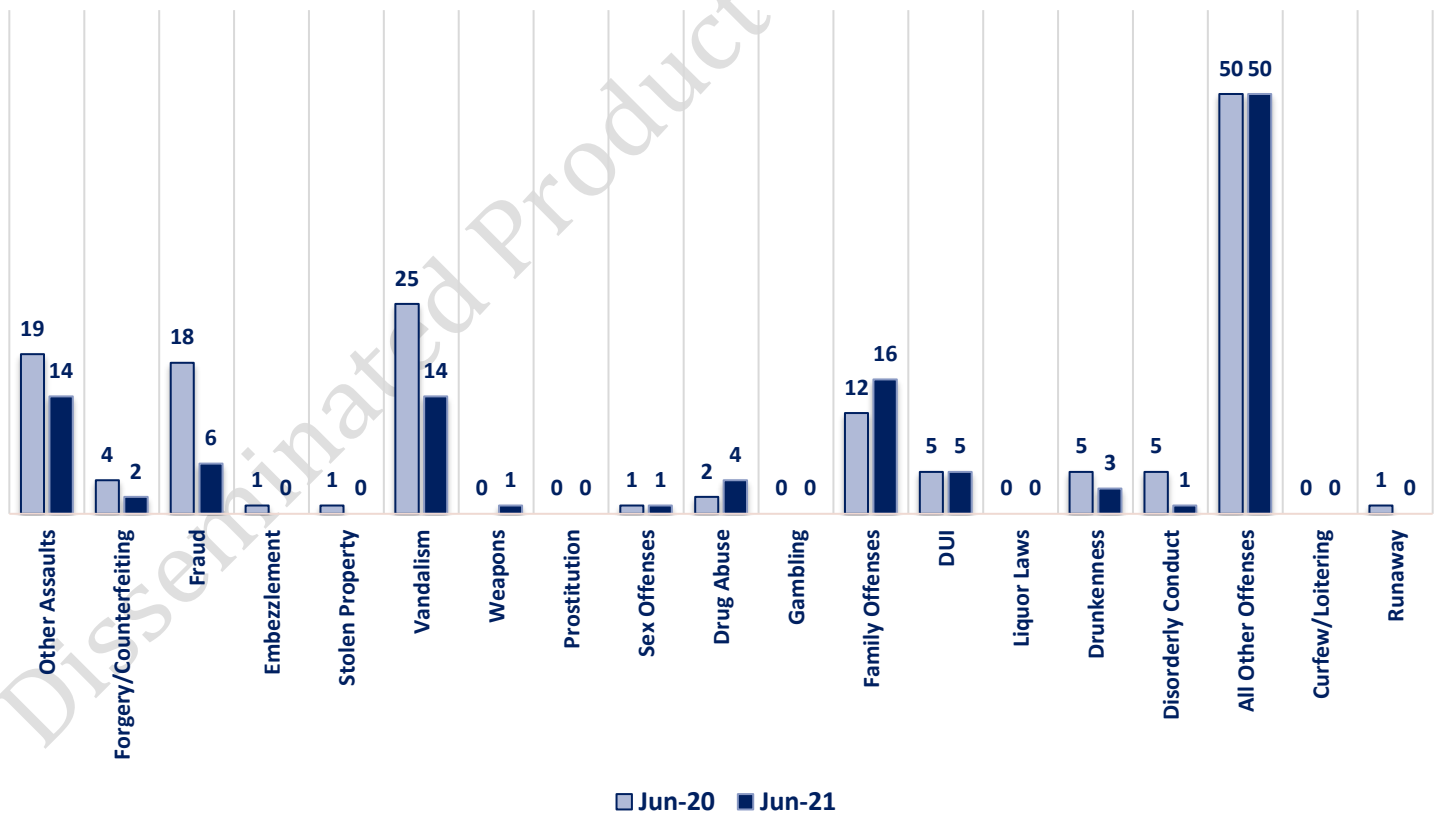
JUNE 2021- PART I & II OFFENSE PERCENTAGES



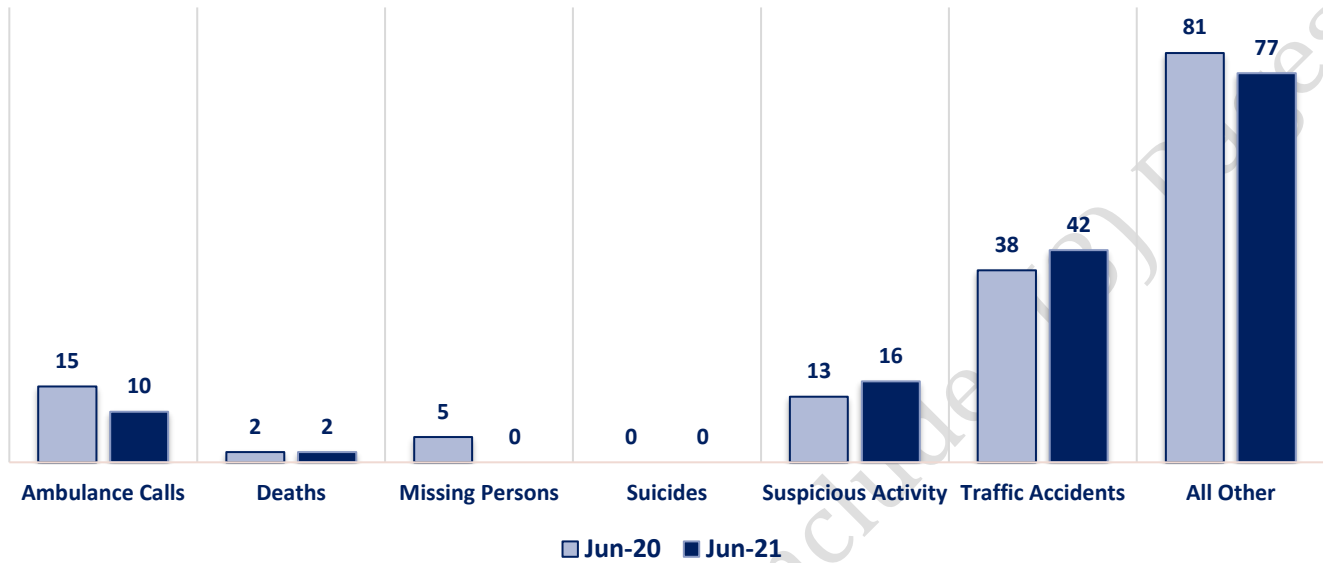
Part I Offenses



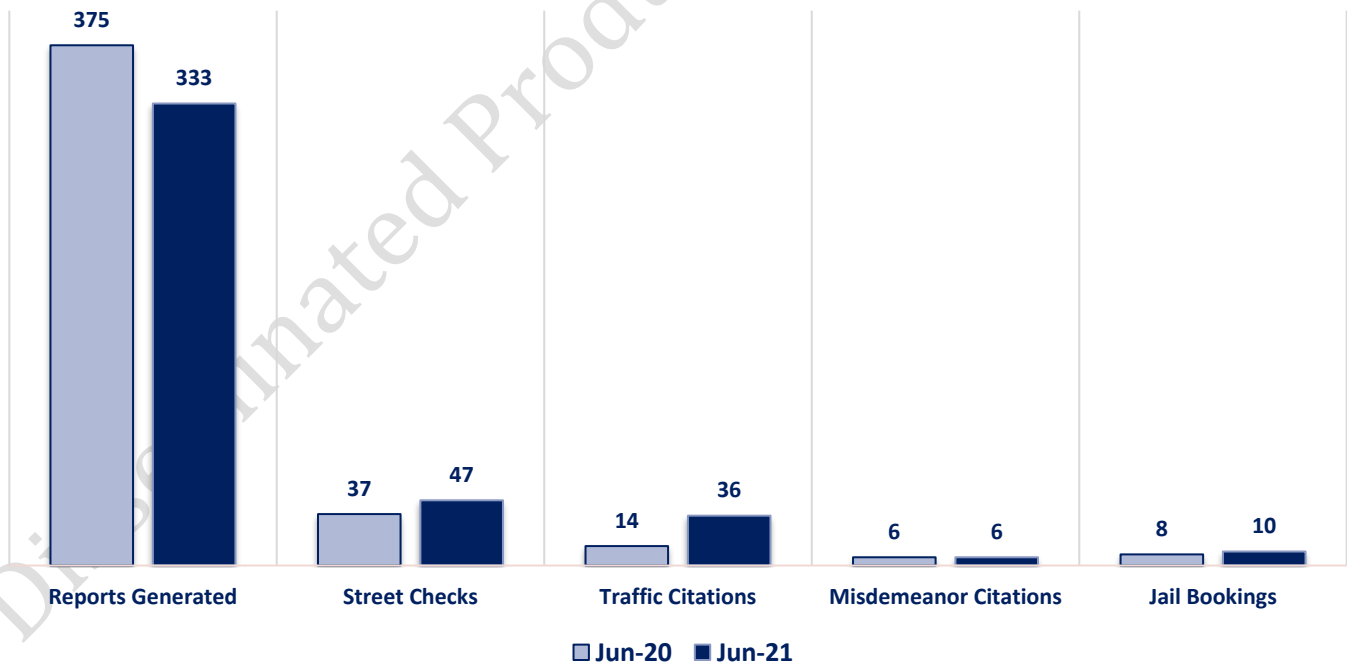
Part II Offenses



Non-UCR Offenses

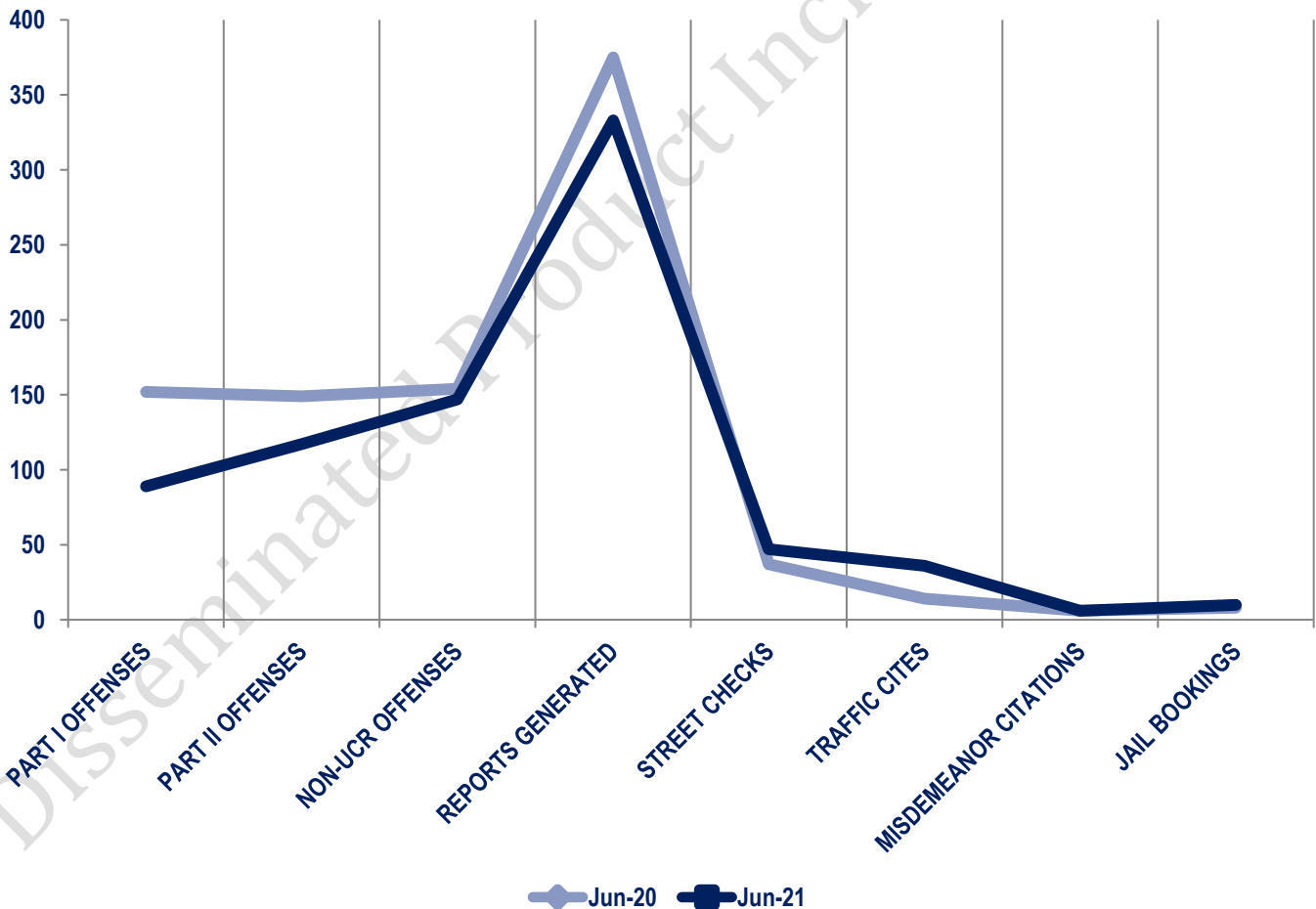


Other Event Totals



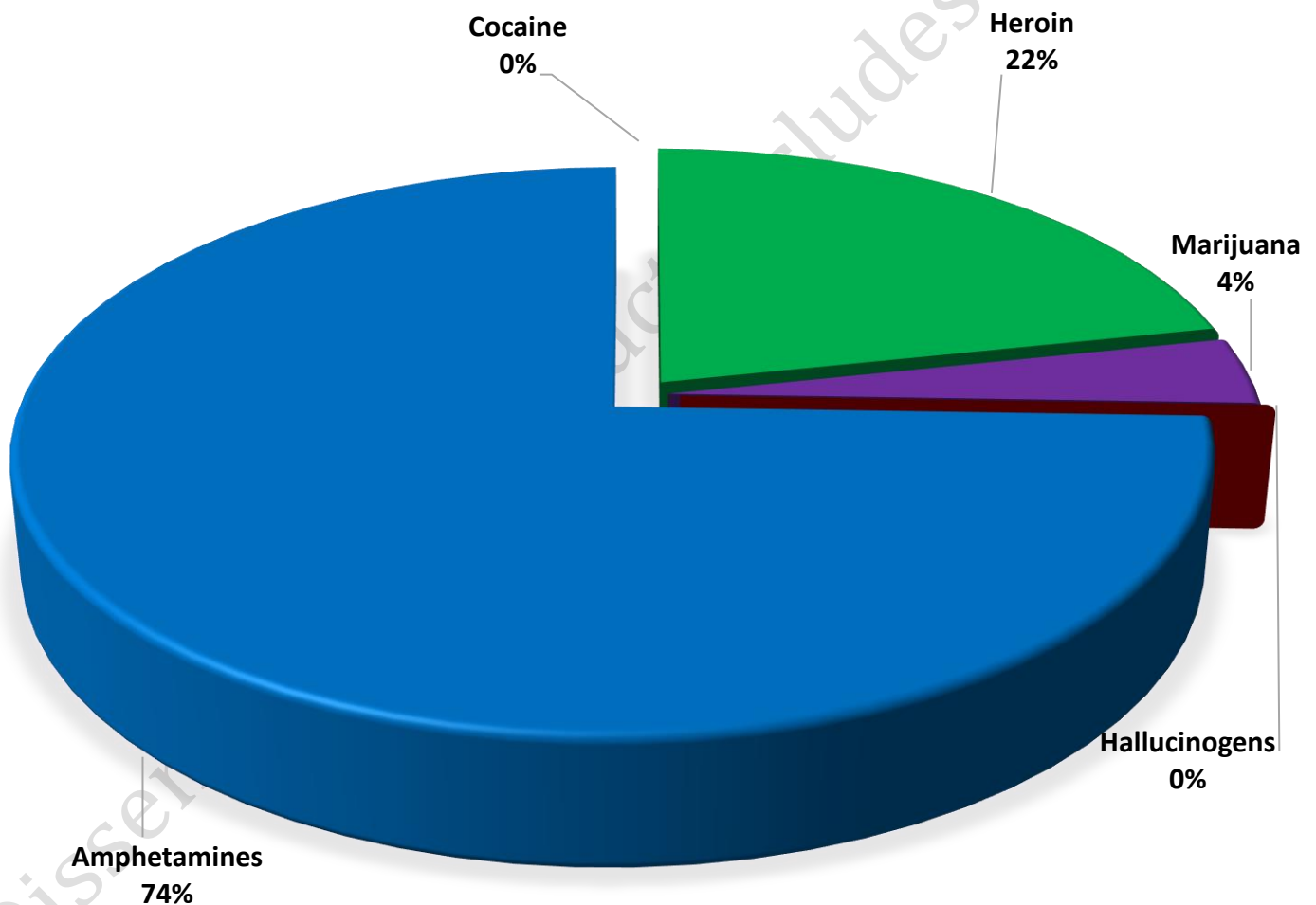
Combined Offense/Event Trends

	JUN 2020	JUN 2021
Part I Offenses	152	89
Part II Offenses	149	117
NonUCR Offenses	154	147
Reports Generated	375	333
Street Checks	37	47
Traffic Citations	14	36
Misdemeanor Citations	6	6
Jail Bookings	8	10

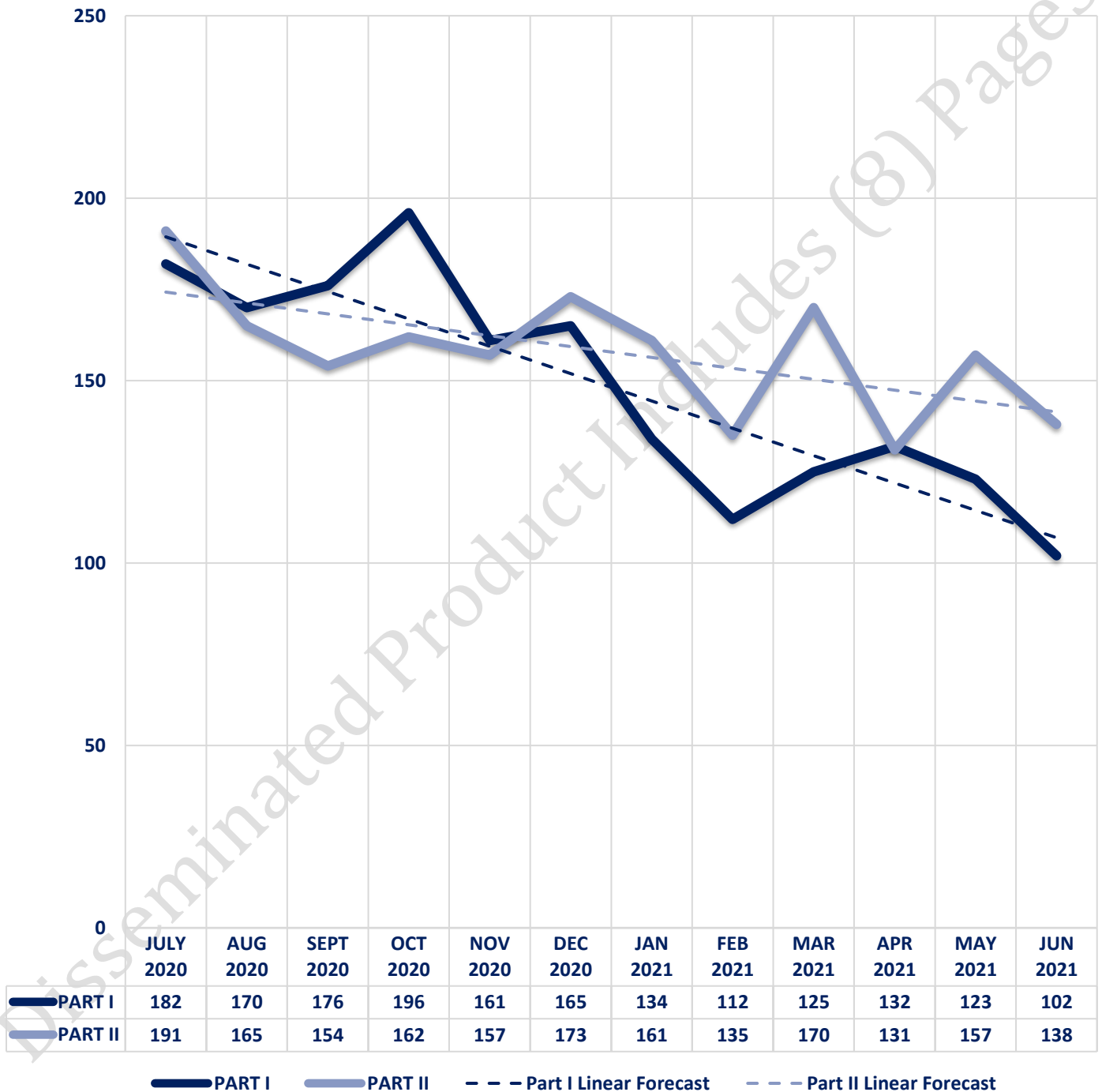


Seized Drugs

TYPE	DOSES	STREET VALUE
Cocaine	0.0	\$ -
Heroin	60.0	\$ 600.00
Marijuana	10.6	\$ 63.49
Hallucinogens	0.0	\$ -
Amphetamines	206.0	\$ 2,060.00
TOTAL	276.6	\$ 2,723.49



Part I & II Offenses - One Year





CITY COUNCIL DISTRICT #7

MONTHLY OFFENSE SUMMARY

July 2021

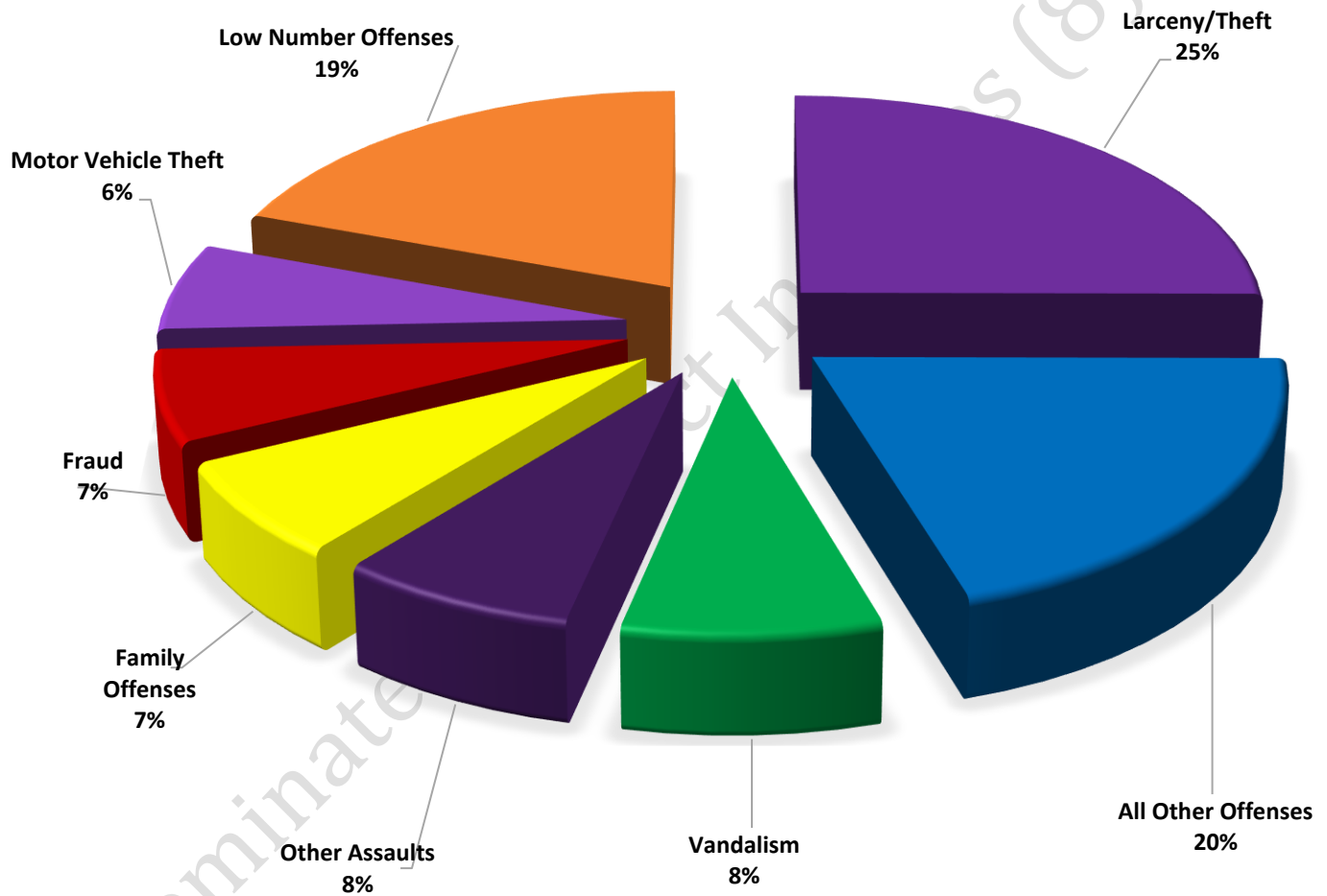
These figures represent preliminary counts of original Police Incident Reports and include all offenses within the above listed City Council District only. Full statistical analysis to determine the confidence level of this data has not been performed. The results contained herein are approximate in relation to the listed area and may not fully coincide with data shown in other areas of SLCPD's Crime Statistics page such as Calls for Service, Crimes Trending, and Crime Reports due to and reflective of departmental procedures that were in place at the time the event occurred and the date this data was compiled. Results displayed are not distinguished as attempted or completed crimes, do not include other calls for police service, and only represent police service where a report was made. Police Incident Reports are classified by primary offense categories as defined by the Uniform Crime Reporting (UCR) system, however for this report all offenses are included, and each incident may have more than one offense listed on it. In cases where there is more than one offense listed, all offenses are counted individually. Although every reasonable verification effort is made, the accuracy of any data is subject to the constraints of the report generation process as well as the manner, format, and point in time of any query.

PART I OFFENSES:	Chosen by the FBI as Part I Offenses because they are serious crimes that occur with regularity in all areas of the country and are likely to be reported to Police.
PART II OFFENSES:	All other crimes other than the eight Part I Offenses. The Uniform Crime Reporting Program gathers only arrest data for Part II Offenses, however, SLCPD results displayed in this document display all Part II Offenses, regardless of the presence of arrest data.
ALL OTHER OFFENSES:	Under the Part II Offense section, 'All Other Offenses' include Peeping Tom, Trespass, Kidnap/Abduction, Pornography, Extortion/Blackmail, Bribery, Warrants, Sexual Offenses, Obstruction, Public Peace, and Hit & Run.
NON-UCR OFFENSES:	Non-UCR Offenses include reports for all other offenses not classified as a Part I or Part II Offense. Results displayed separate some of these offenses such as Ambulance Calls, Deaths, Missing Persons, Suicides, Suspicious Activity, and Traffic Accidents.
ALL OTHER NON-UCR:	Under the Non-UCR category, 'All Other' include the remainder of offenses not classified as Part I or Part II and not separated from the Non-UCR Offenses. These include things such as Loud Parties, Barking Dogs, Mentally Ill Subjects, Citizen Assistance, etc.
LOW NUMBER OFFENSES:	On page two, in the interest of space and allowing for easier viewing, the category titled 'Low Number Offenses' include Part I and Part II Offenses from page one that have totals under the amount of 18.

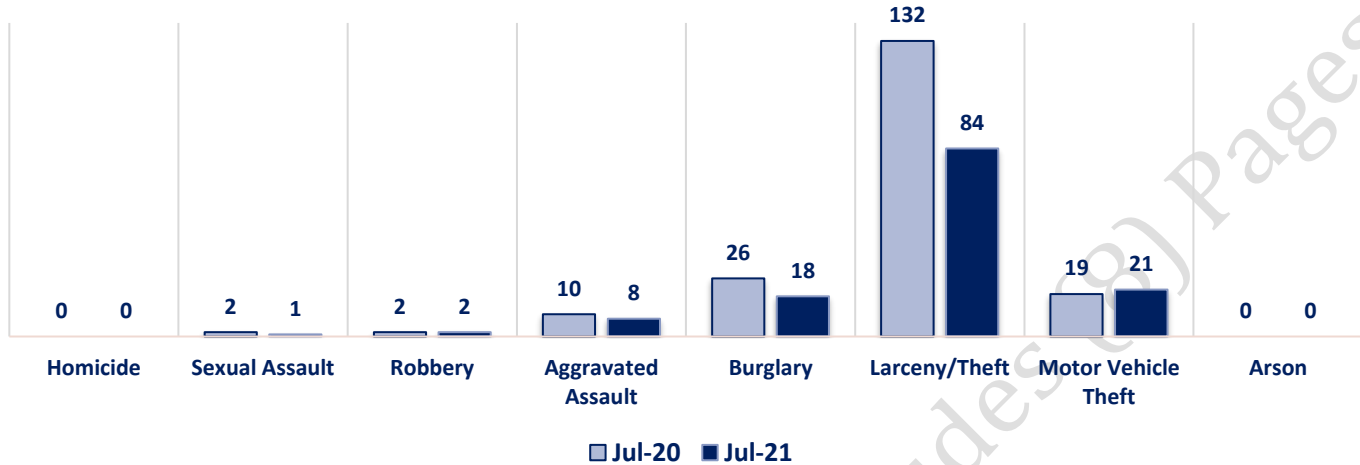
Offenses

PART I OFFENSES VIOLENT PROPERTY		OFFENSE	JUL 20	JUL 21	OFFENSE		JUL 20	JUL 21	PART II OFFENSES
		Homicide	0	0	Other Assaults	26	25		
		Sexual Assault	2	1	Forgery/Counterfeit	1	0		
		Robbery	2	2	Fraud	30	22		
		Aggravated Assault	10	8	Embezzlement	0	1		
		Burglary	26	18	Stolen Property	3	2		
		Larceny/Theft	132	84	Vandalism	34	27		
		Motor Vehicle Theft	19	21	Weapons	0	0		
		Arson	0	0	Prostitution	0	1		
		PART I TOTALS	191	134	Sex Offenses	0	1		
NON-UCR OFFENSES		Ambulance Calls	19	13	Drug Abuse	6	17		
		Deaths	6	3	Gambling	0	0		
		Missing Persons	2	2	Family Offenses	22	23		
		Suicides	0	1	DUI	2	7		
		Suspicious Activity	13	14	Liquor Laws	0	2		
		Traffic Accidents	38	41	Drunkenness	5	3		
		All Other	74	96	Disorderly Conduct	8	2		
		NON-UCR TOTALS	152	170	All Other Offenses	58	68		
TOTALS		PART I OFFENSES	191	134	Curfew/Loitering	0	0		
		PART II OFFENSES	195	201	Runaway	0	0		
		NON-UCR OFFENSES	152	170	PART II TOTALS	195	201		
		TOTAL	538	505					

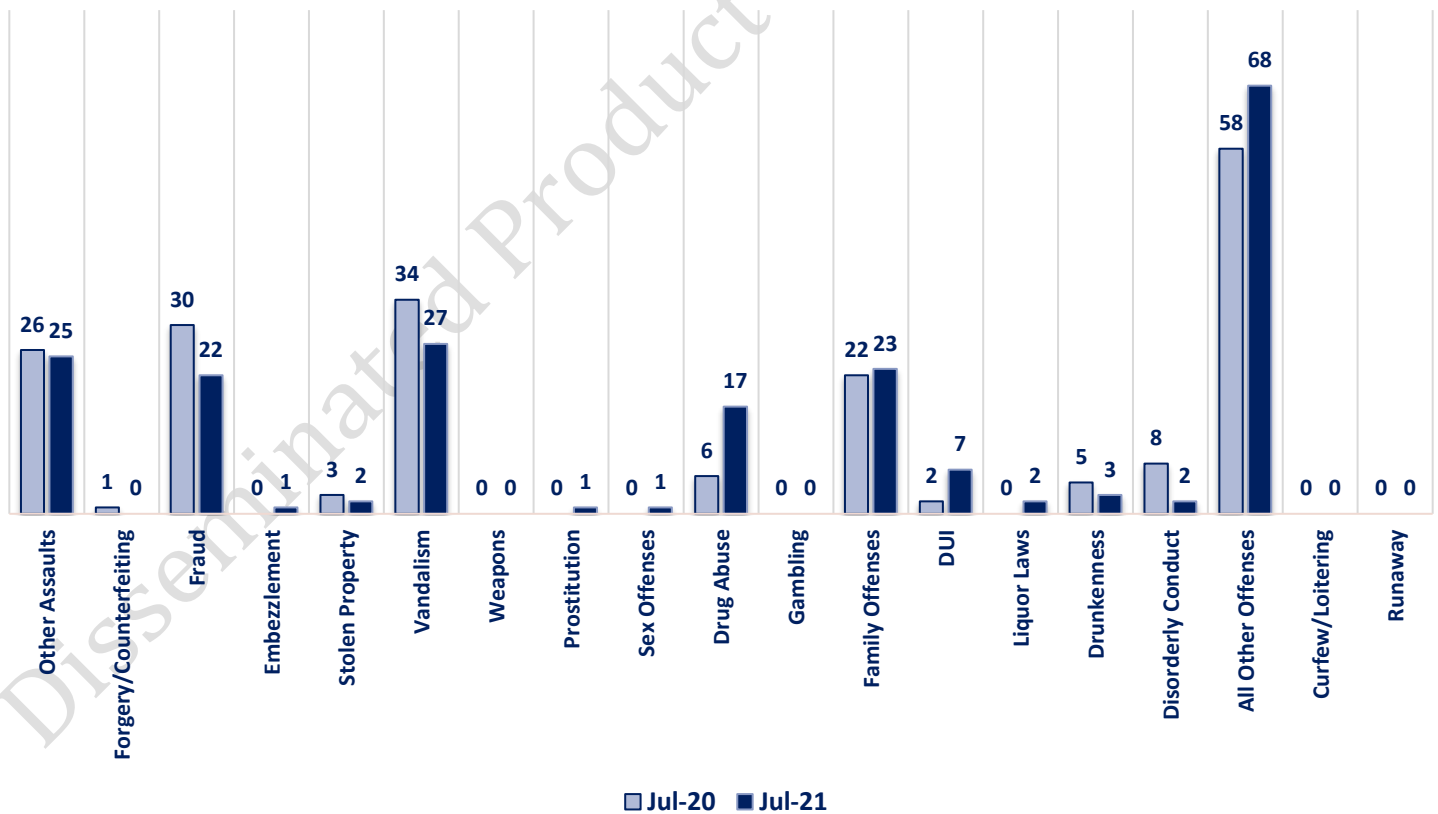
JULY 2021- PART I & II OFFENSE PERCENTAGES



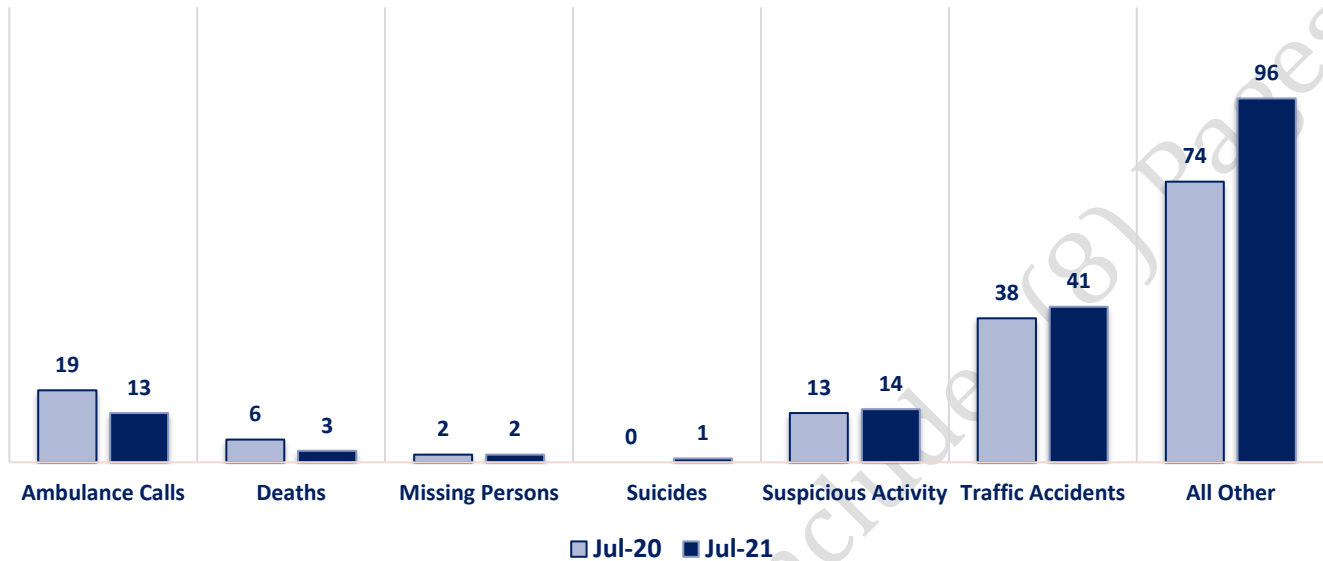
Part I Offenses



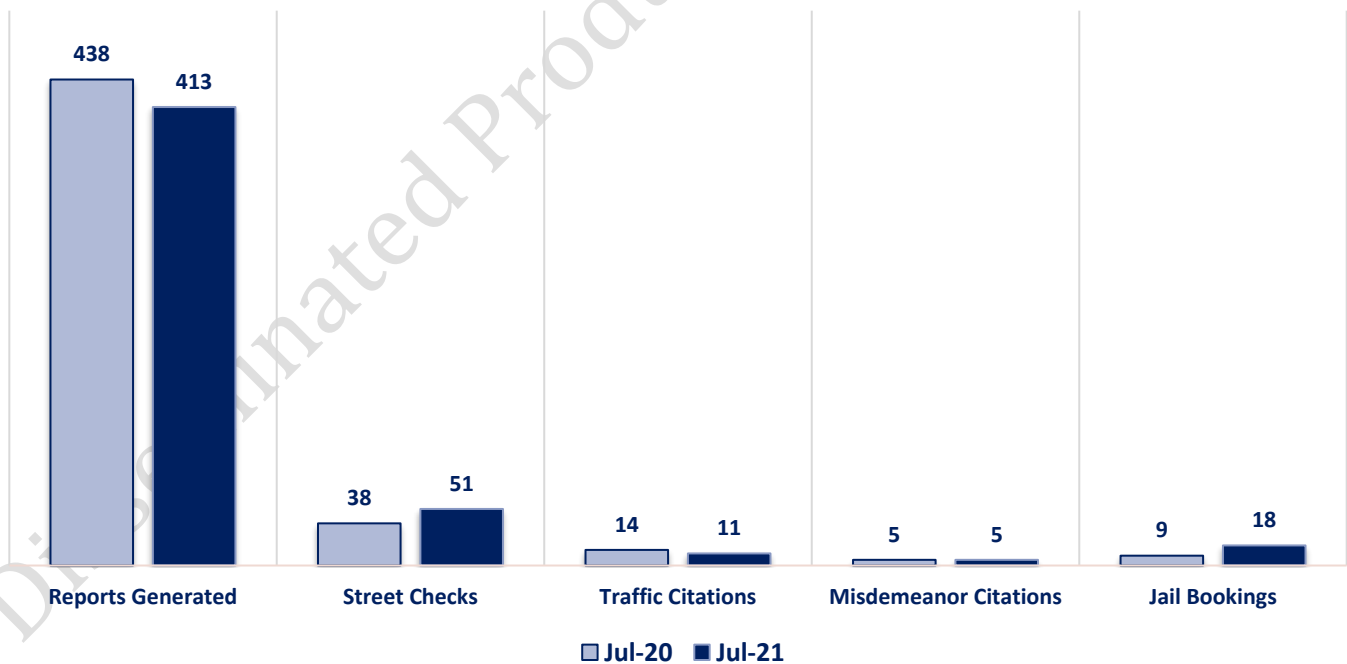
Part II Offenses



Non-UCR Offenses

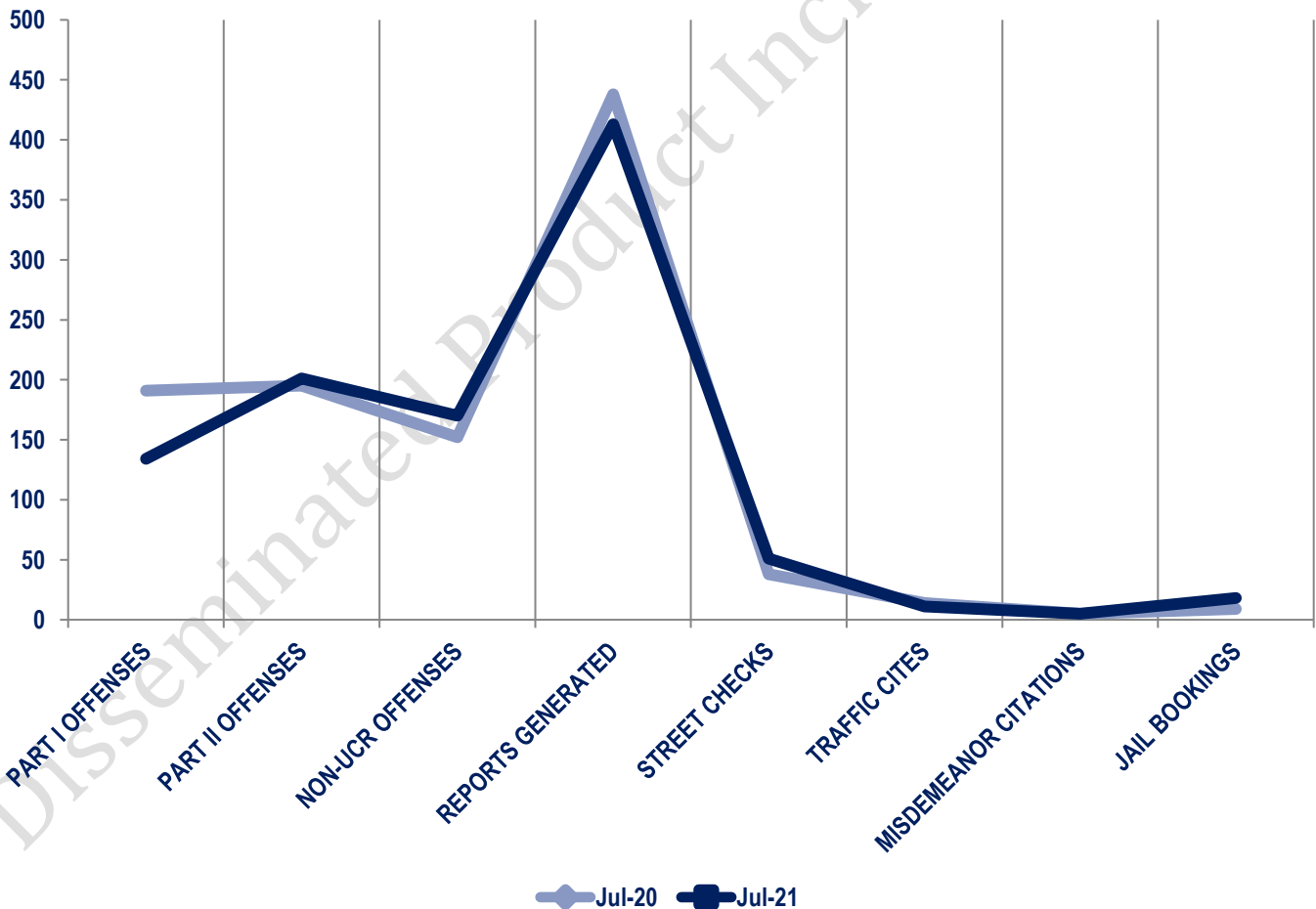


Other Event Totals



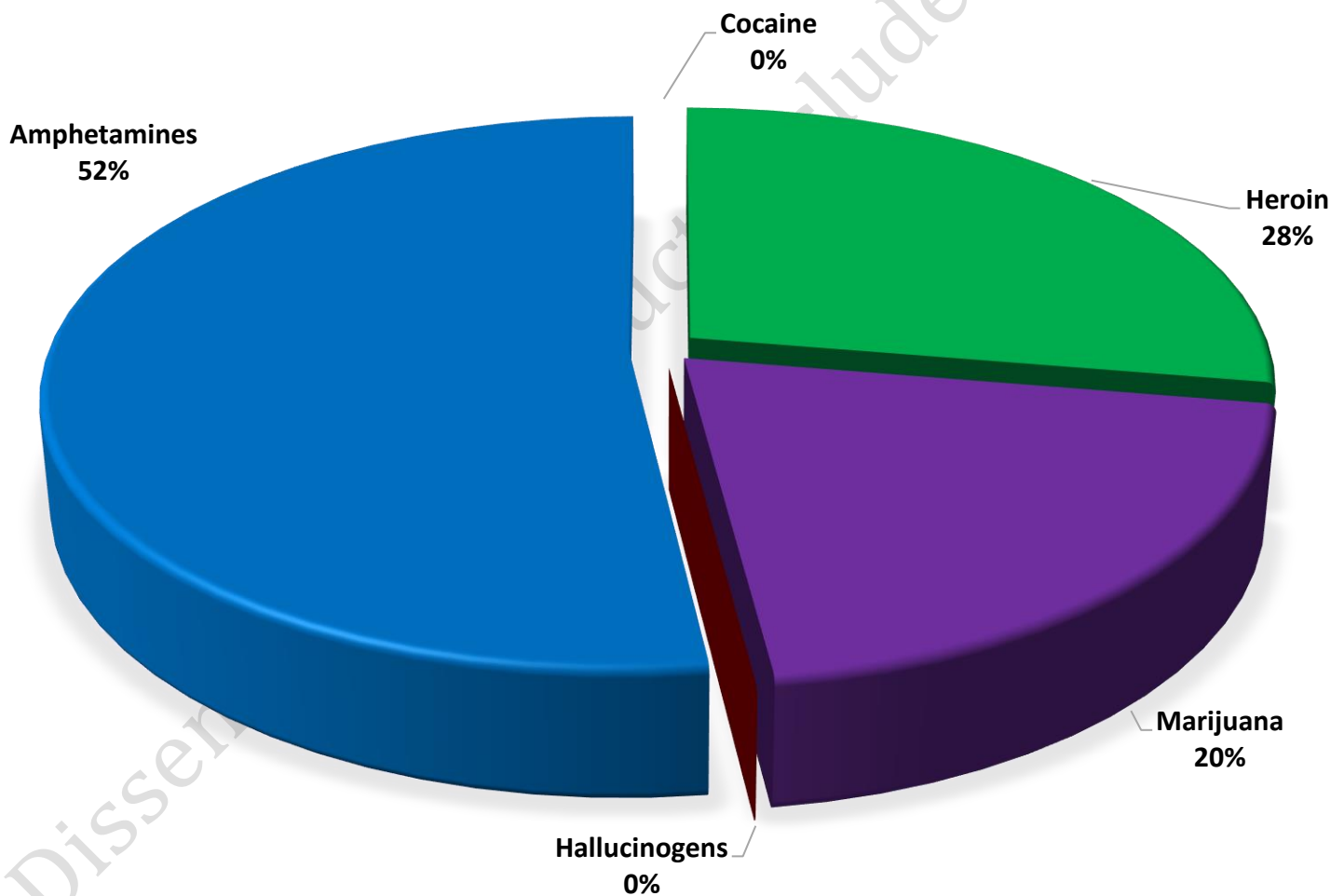
Combined Offense/Event Trends

	JUL 2020	JUL 2021
Part I Offenses	191	134
Part II Offenses	195	201
NonUCR Offenses	152	170
Reports Generated	438	413
Street Checks	38	51
Traffic Citations	14	11
Misdemeanor Citations	5	5
Jail Bookings	9	18

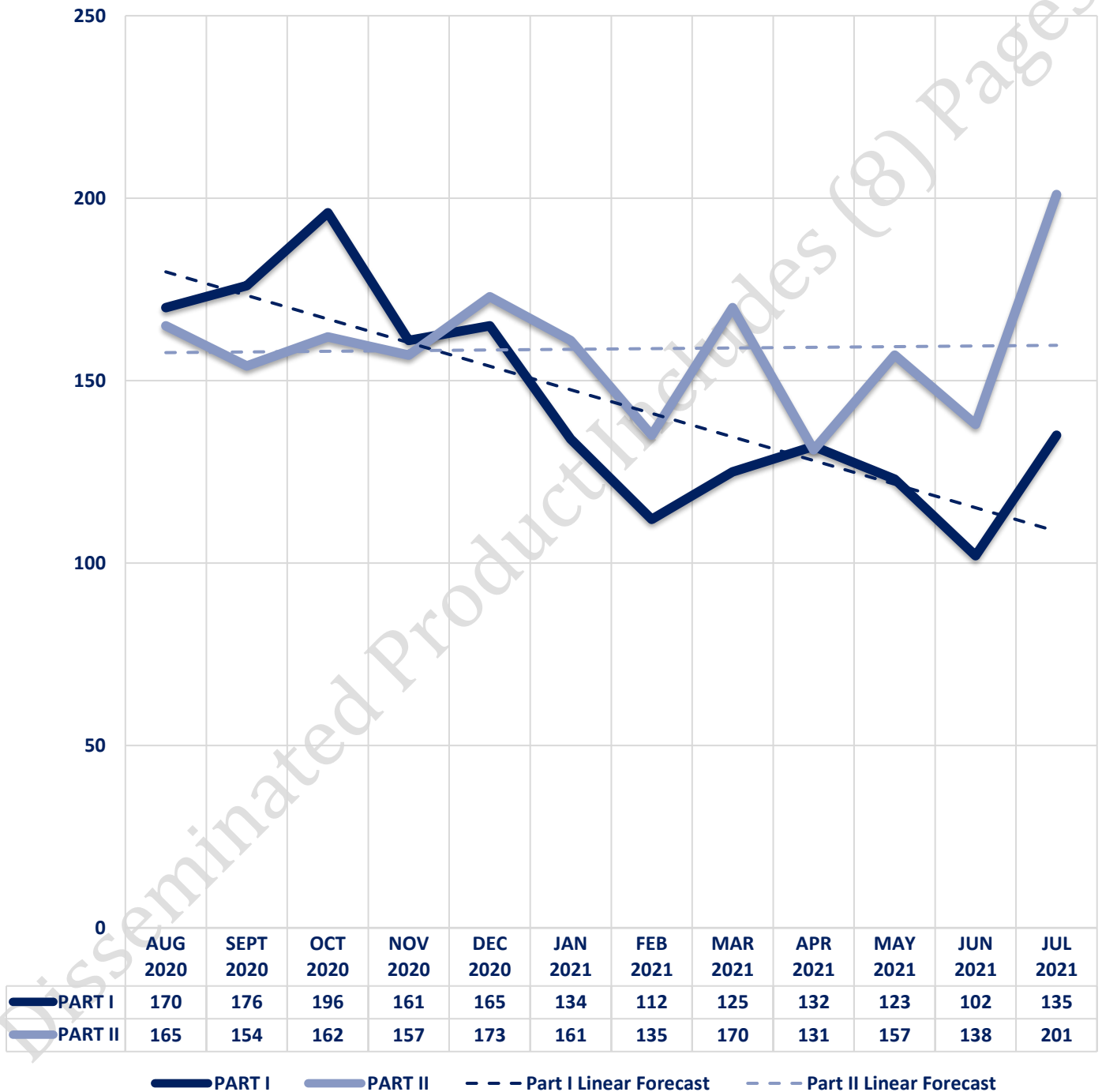


Seized Drugs

TYPE	DOSES	STREET VALUE
Cocaine	0.0	\$ -
Heroin	43.0	\$ 430.00
Marijuana	31.7	\$ 190.13
Hallucinogens	0.0	\$ -
Amphetamines	81.0	\$ 810.00
TOTAL	155.7	\$ 1,430.13



Part I & II Offenses - One Year





CITY COUNCIL DISTRICT #7

MONTHLY OFFENSE SUMMARY

August 2021

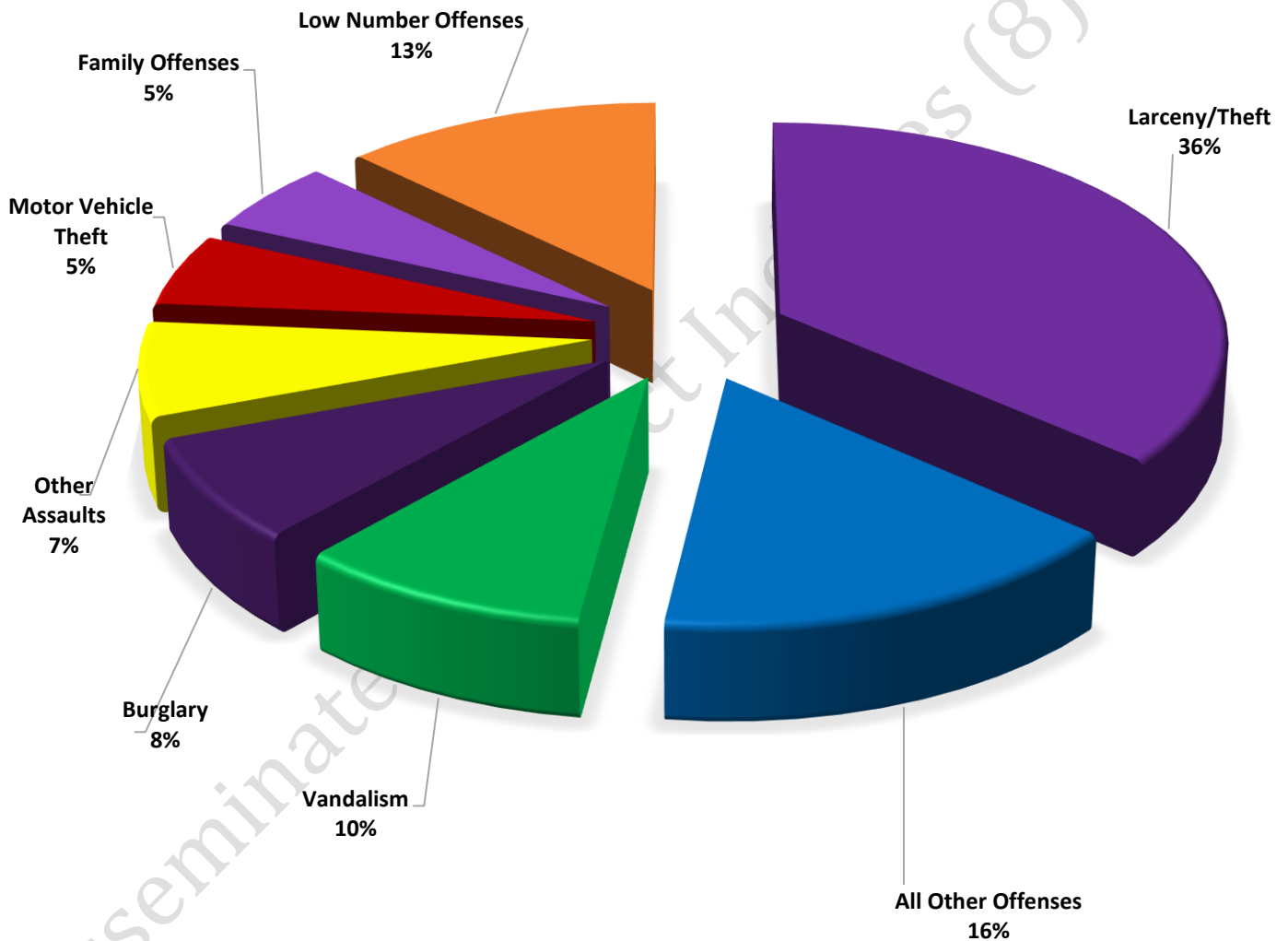
These figures represent preliminary counts of original Police Incident Reports and include all offenses within the above listed City Council District only. Full statistical analysis to determine the confidence level of this data has not been performed. The results contained herein are approximate in relation to the listed area and may not fully coincide with data shown in other areas of SLCPD's Crime Statistics page such as Calls for Service, Crimes Trending, and Crime Reports due to and reflective of departmental procedures that were in place at the time the event occurred and the date this data was compiled. Results displayed are not distinguished as attempted or completed crimes, do not include other calls for police service, and only represent police service where a report was made. Police Incident Reports are classified by primary offense categories as defined by the Uniform Crime Reporting (UCR) system, however for this report all offenses are included, and each incident may have more than one offense listed on it. In cases where there is more than one offense listed, all offenses are counted individually. Although every reasonable verification effort is made, the accuracy of any data is subject to the constraints of the report generation process as well as the manner, format, and point in time of any query.

PART I OFFENSES:	Chosen by the FBI as Part I Offenses because they are serious crimes that occur with regularity in all areas of the country and are likely to be reported to Police.
PART II OFFENSES:	All other crimes other than the eight Part I Offenses. The Uniform Crime Reporting Program gathers only arrest data for Part II Offenses, however, SLCPD results displayed in this document display all Part II Offenses, regardless of the presence of arrest data.
ALL OTHER OFFENSES:	Under the Part II Offense section, 'All Other Offenses' include Peeping Tom, Trespass, Kidnap/Abduction, Pornography, Extortion/Blackmail, Bribery, Warrants, Sexual Offenses, Obstruction, Public Peace, and Hit & Run.
NON-UCR OFFENSES:	Non-UCR Offenses include reports for all other offenses not classified as a Part I or Part II Offense. Results displayed separate some of these offenses such as Ambulance Calls, Deaths, Missing Persons, Suicides, Suspicious Activity, and Traffic Accidents.
ALL OTHER NON-UCR:	Under the Non-UCR category, 'All Other' include the remainder of offenses not classified as Part I or Part II and not separated from the Non-UCR Offenses. These include things such as Loud Parties, Barking Dogs, Mentally Ill Subjects, Citizen Assistance, etc.
LOW NUMBER OFFENSES:	On page two, in the interest of space and allowing for easier viewing, the category titled 'Low Number Offenses' include Part I and Part II Offenses from page one that have totals under the amount of 12.

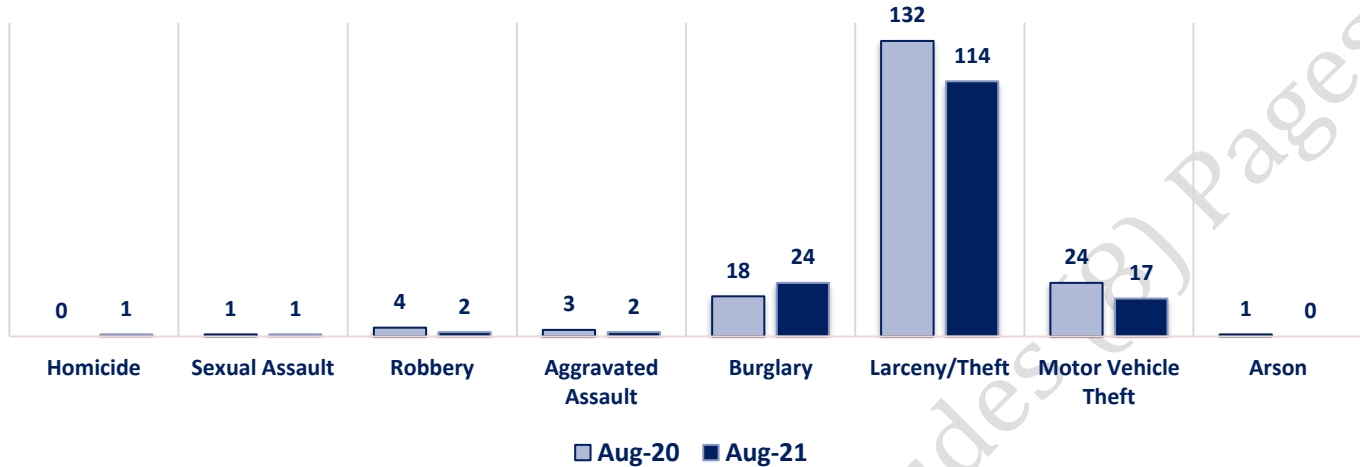
Offenses

	OFFENSE	AUG 20	AUG 21	OFFENSE	AUG 20	AUG 21	
PART I OFFENSES	VIOLENT	Homicide	0	1	Other Assaults	31	22
		Sexual Assault	1	1	Forgery/Counterfeit	2	3
		Robbery	4	2	Fraud	16	12
		Aggravated Assault	3	2	Embezzlement	0	0
	PROPERTY	Burglary	18	24	Stolen Property	4	1
		Larceny/Theft	132	114	Vandalism	25	30
		Motor Vehicle Theft	24	17	Weapons	0	2
		Arson	1	0	Prostitution	0	0
		PART I TOTALS	183	161	Sex Offenses	0	1
NON-UCR OFFENSES		Ambulance Calls	13	8	Drug Abuse	9	5
		Deaths	5	1	Gambling	0	0
		Missing Persons	4	3	Family Offenses	17	17
		Suicides	0	1	DUI	2	0
		Suspicious Activity	12	11	Liquor Laws	0	0
		Traffic Accidents	44	55	Drunkenness	4	5
		All Other	101	76	Disorderly Conduct	3	5
		NON-UCR TOTALS	179	155	All Other Offenses	58	49
		PART I OFFENSES	183	161	Curfew/Loitering	0	0
TOTALS		PART II OFFENSES	173	152	Runaway	2	0
		NON-UCR OFFENSES	179	155	PART II TOTALS	173	152
		TOTAL	535	468			

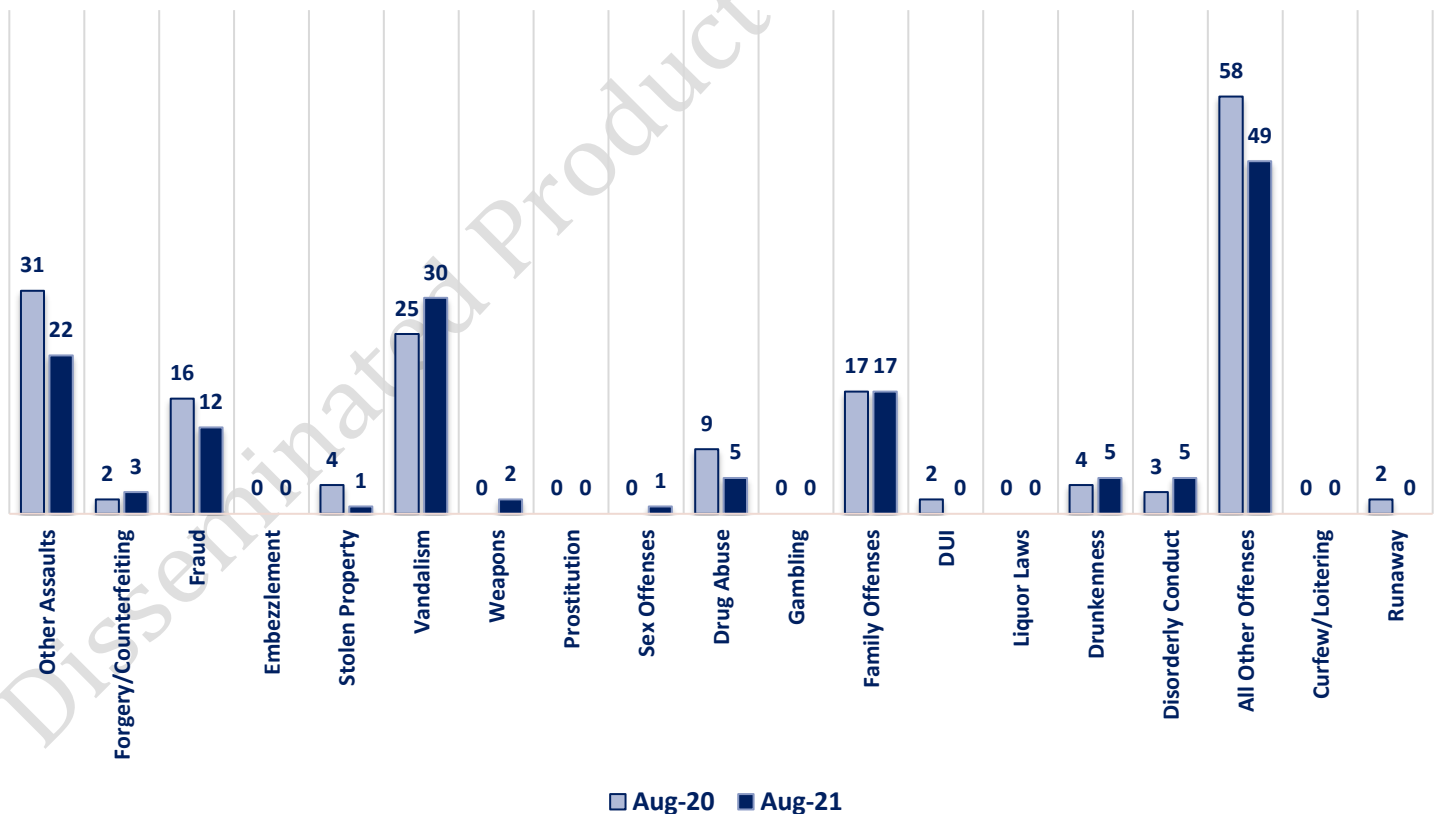
AUGUST 2020- PART I & II OFFENSE PERCENTAGES



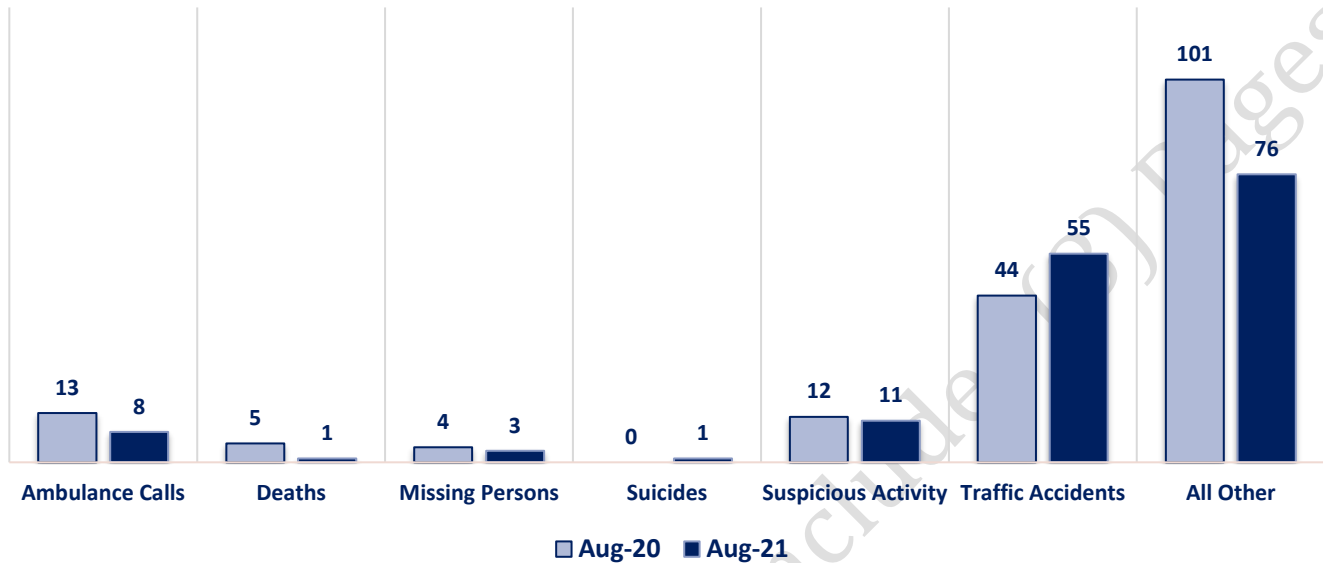
Part I Offenses



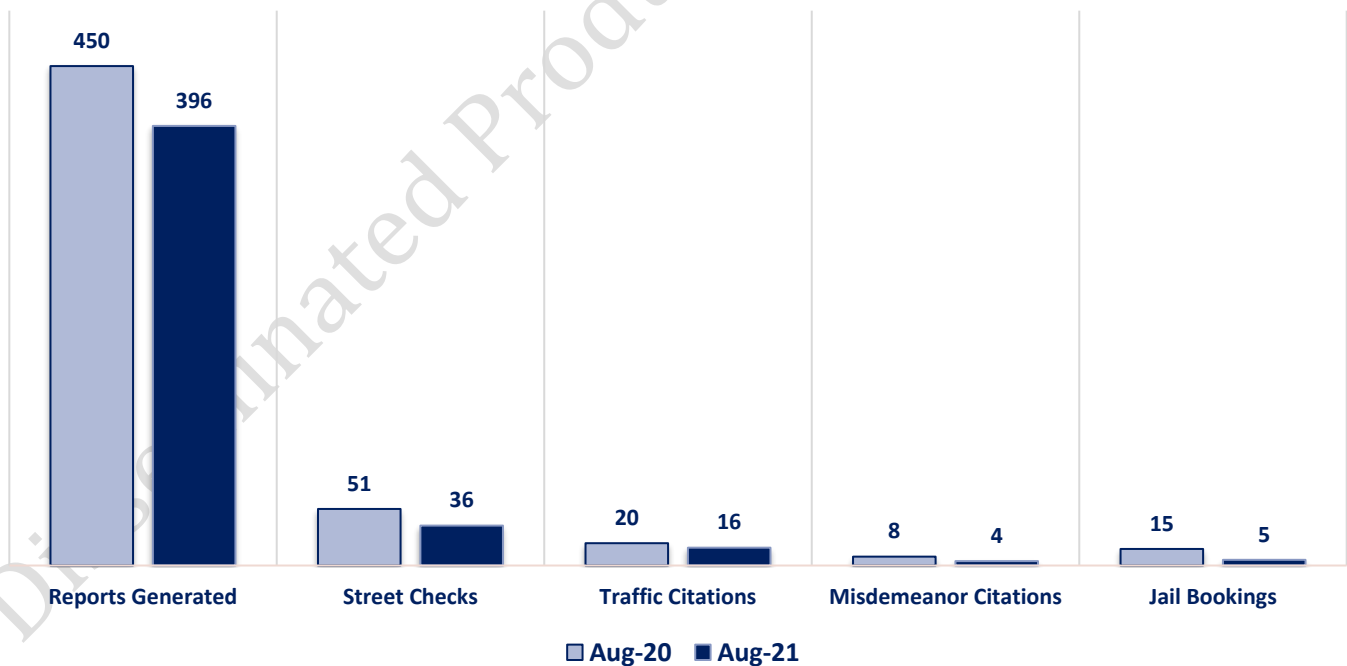
Part II Offenses



Non-UCR Offenses

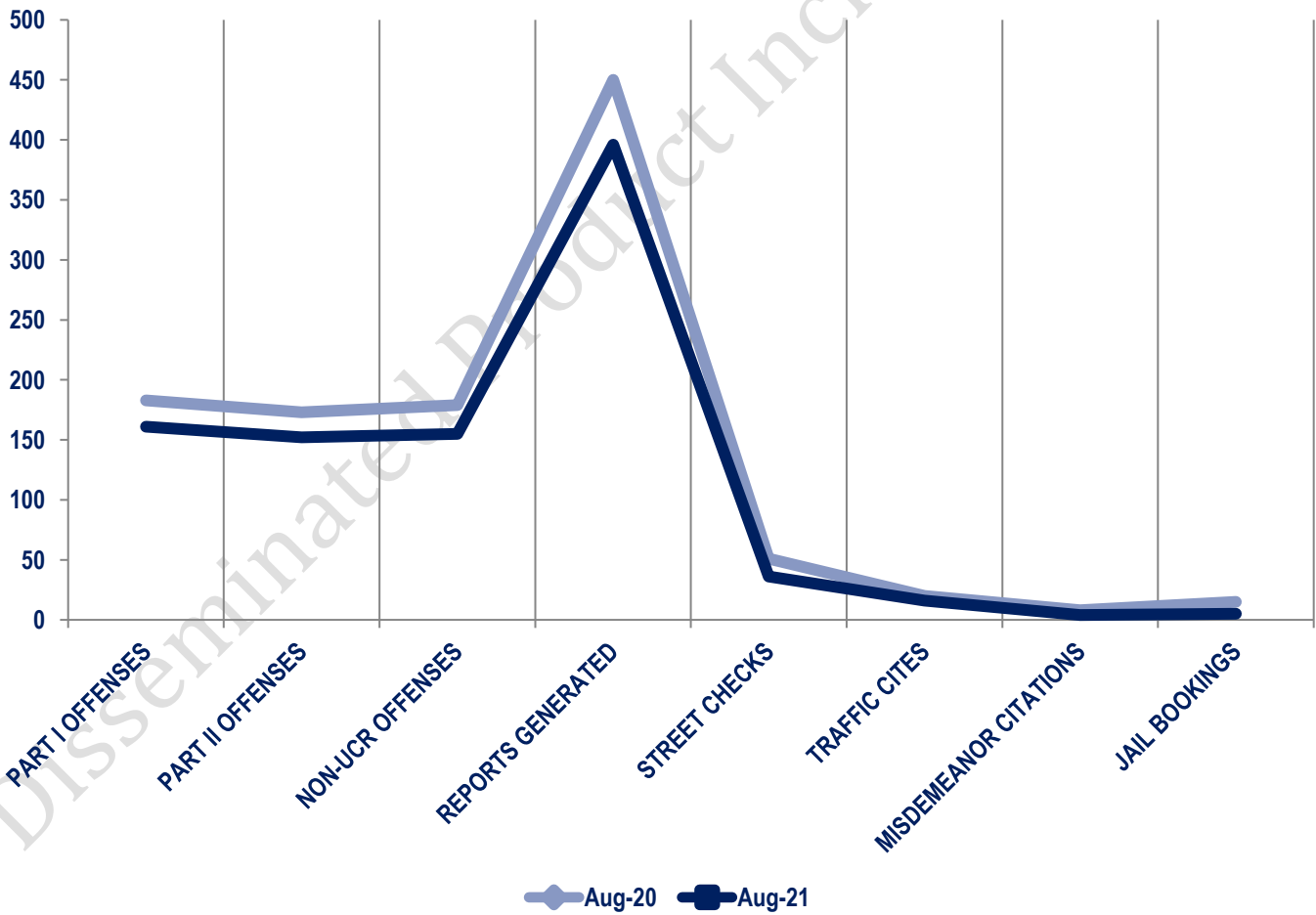


Other Event Totals



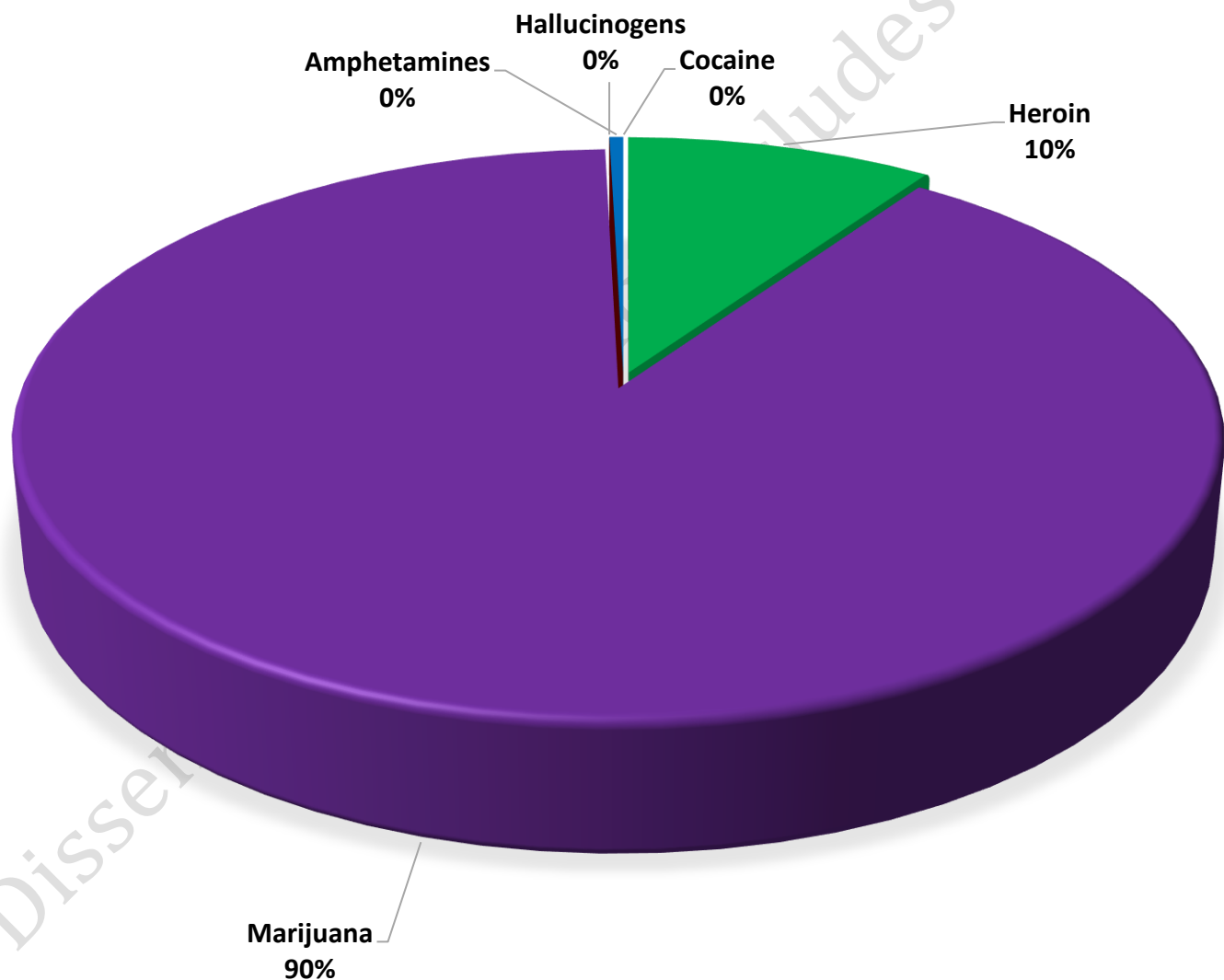
Combined Offense/Event Trends

	AUG 2020	AUG 2021
Part I Offenses	183	161
Part II Offenses	173	152
NonUCR Offenses	179	155
Reports Generated	450	396
Street Checks	51	36
Traffic Citations	20	16
Misdemeanor Citations	8	4
Jail Bookings	15	5

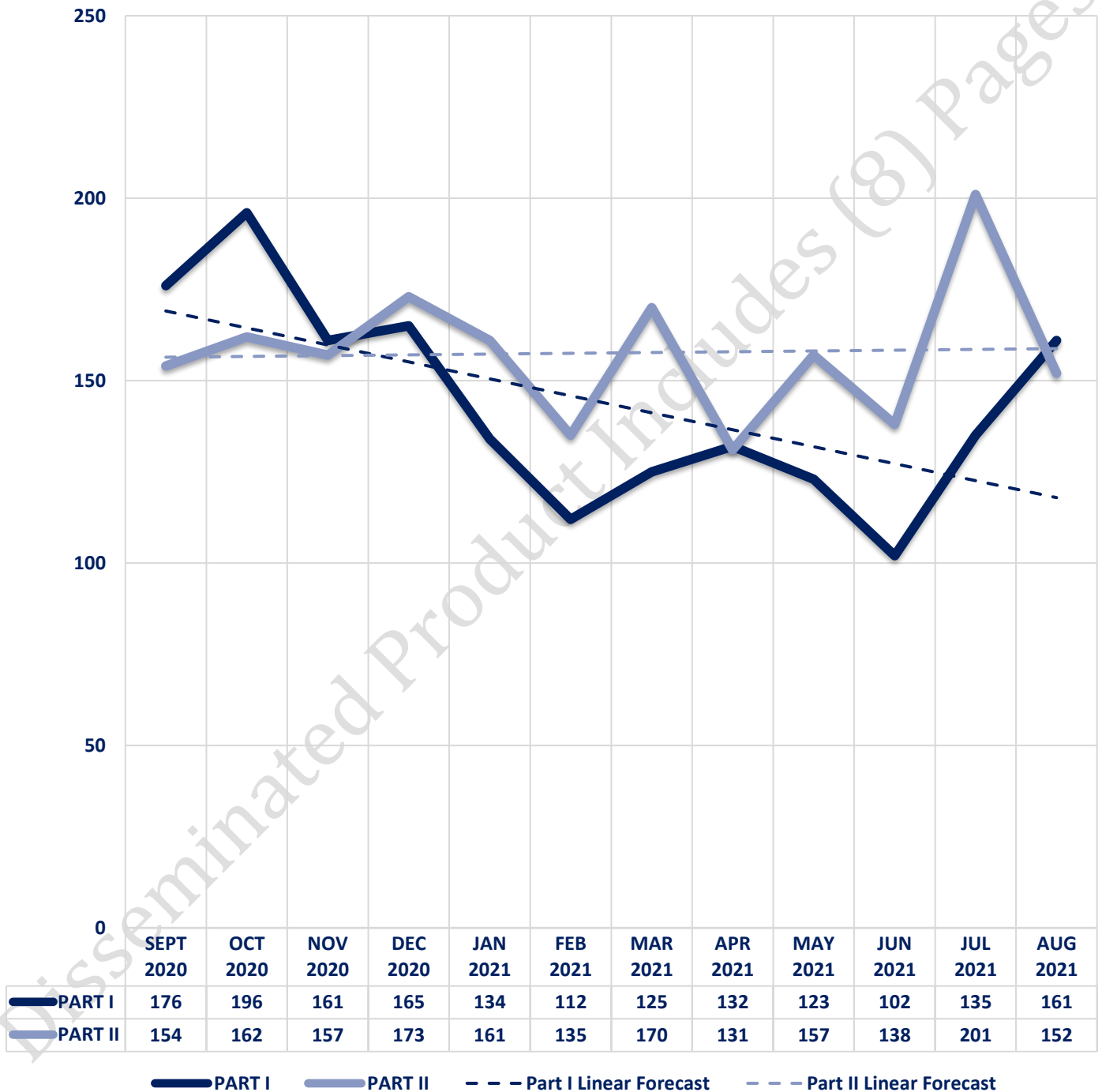


Seized Drugs

TYPE	DOSES	STREET VALUE
Cocaine	0.0	\$ -
Heroin	157.0	\$ 1,570.00
Marijuana	1458.8	\$ 8,752.54
Hallucinogens	0.0	\$ -
Amphetamines	7.0	\$ 70.00
TOTAL	1622.8	\$ 10,392.54



Part I & II Offenses - One Year





CITY COUNCIL DISTRICT #7

MONTHLY OFFENSE SUMMARY

September 2021

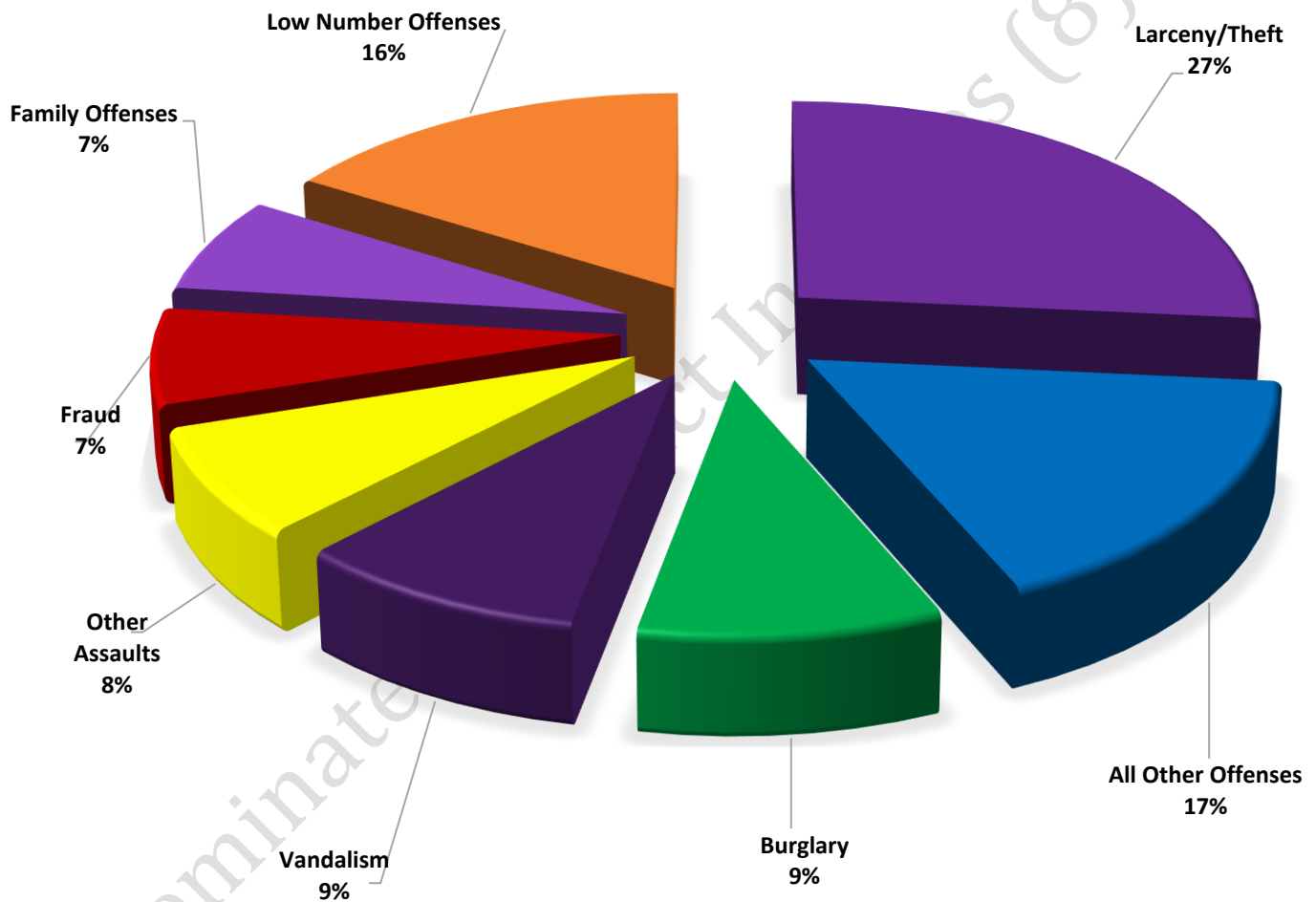
These figures represent preliminary counts of original Police Incident Reports and include all offenses within the above listed City Council District only. Full statistical analysis to determine the confidence level of this data has not been performed. The results contained herein are approximate in relation to the listed area and may not fully coincide with data shown in other areas of SLCPD's Crime Statistics page such as Calls for Service, Crimes Trending, and Crime Reports due to and reflective of departmental procedures that were in place at the time the event occurred and the date this data was compiled. Results displayed are not distinguished as attempted or completed crimes, do not include other calls for police service, and only represent police service where a report was made. Police Incident Reports are classified by primary offense categories as defined by the Uniform Crime Reporting (UCR) system, however for this report all offenses are included, and each incident may have more than one offense listed on it. In cases where there is more than one offense listed, all offenses are counted individually. Although every reasonable verification effort is made, the accuracy of any data is subject to the constraints of the report generation process as well as the manner, format, and point in time of any query.

PART I OFFENSES:	Chosen by the FBI as Part I Offenses because they are serious crimes that occur with regularity in all areas of the country and are likely to be reported to Police.
PART II OFFENSES:	All other crimes other than the eight Part I Offenses. The Uniform Crime Reporting Program gathers only arrest data for Part II Offenses, however, SLCPD results displayed in this document display all Part II Offenses, regardless of the presence of arrest data.
ALL OTHER OFFENSES:	Under the Part II Offense section, 'All Other Offenses' include Peeping Tom, Trespass, Kidnap/Abduction, Pornography, Extortion/Blackmail, Bribery, Warrants, Sexual Offenses, Obstruction, Public Peace, and Hit & Run.
NON-UCR OFFENSES:	Non-UCR Offenses include reports for all other offenses not classified as a Part I or Part II Offense. Results displayed separate some of these offenses such as Ambulance Calls, Deaths, Missing Persons, Suicides, Suspicious Activity, and Traffic Accidents.
ALL OTHER NON-UCR:	Under the Non-UCR category, 'All Other' include the remainder of offenses not classified as Part I or Part II and not separated from the Non-UCR Offenses. These include things such as Loud Parties, Barking Dogs, Mentally Ill Subjects, Citizen Assistance, etc.
LOW NUMBER OFFENSES:	On page two, in the interest of space and allowing for easier viewing, the category titled 'Low Number Offenses' include Part I and Part II Offenses from page one that have totals under the amount of 18.

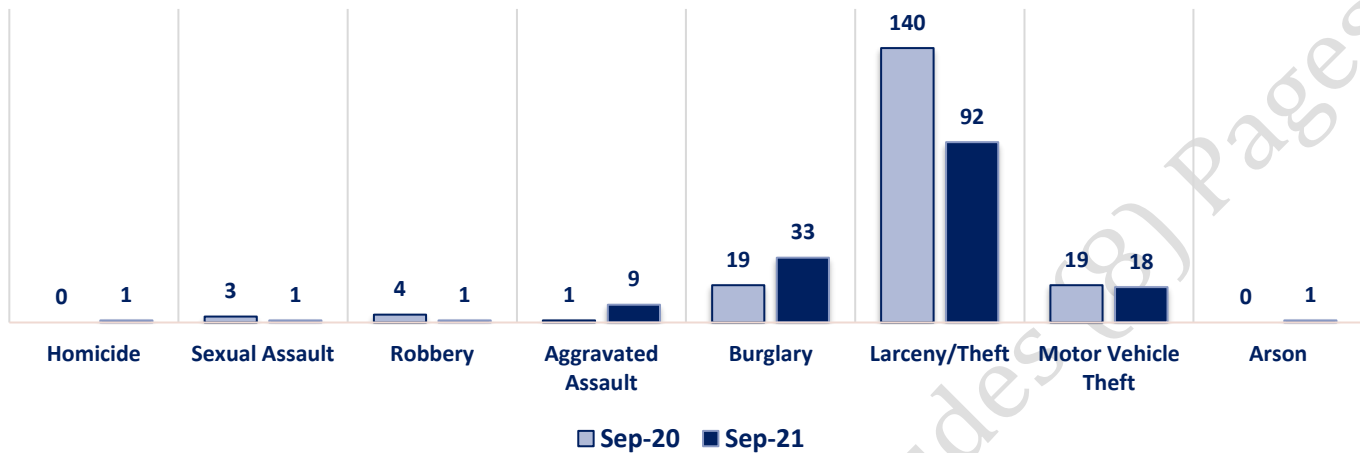
Offenses

	OFFENSE	SEPT 20	SEPT 21	OFFENSE	SEPT 20	SEPT 21
PART I OFFENSES	Homicide	0	1	Other Assaults	16	27
	Sexual Assault	3	1	Forgery/Counterfeit	1	2
	Robbery	4	1	Fraud	37	24
	Aggravated Assault	1	9	Embezzlement	0	0
	Burglary	19	33	Stolen Property	4	3
	Larceny/Theft	140	92	Vandalism	21	32
	Motor Vehicle Theft	19	18	Weapons	0	2
	Arson	0	1	Prostitution	0	0
	PART I TOTALS	186	156	Sex Offenses	0	1
NON-UCR OFFENSES	Ambulance Calls	7	10	Drug Abuse	5	8
	Deaths	5	3	Gambling	0	0
	Missing Persons	2	0	Family Offenses	13	24
	Suicides	0	0	DUI	2	1
	Suspicious Activity	14	21	Liquor Laws	0	0
	Traffic Accidents	62	61	Drunkenness	6	2
	All Other	95	81	Disorderly Conduct	6	6
	NON-UCR TOTALS	185	176	All Other Offenses	49	59
	PART I OFFENSES	186	156	Curfew/Loitering	0	0
TOTALS	PART II OFFENSES	162	191	Runaway	2	0
	NON-UCR OFFENSES	185	176	PART II TOTALS	162	191
	TOTAL	533	523			

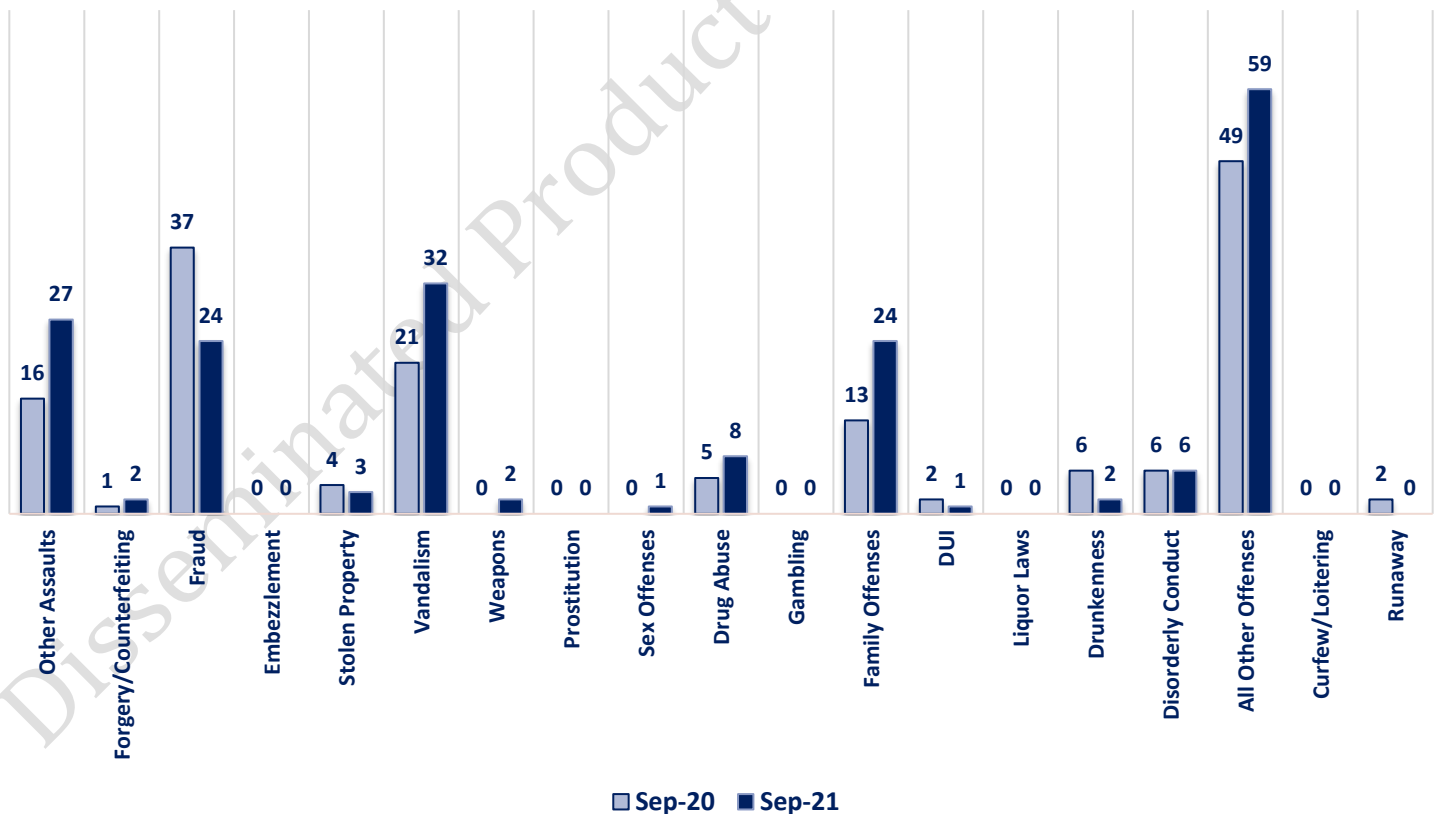
SEPTEMBER 2021 - PART I & II OFFENSE PERCENTAGES



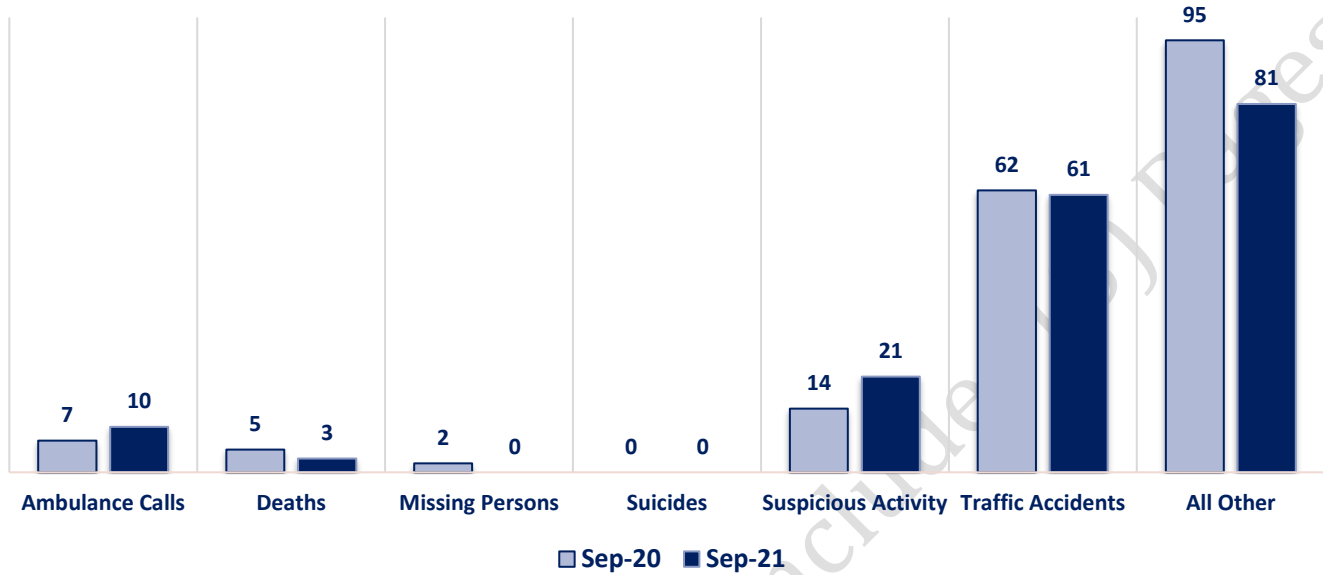
Part I Offenses



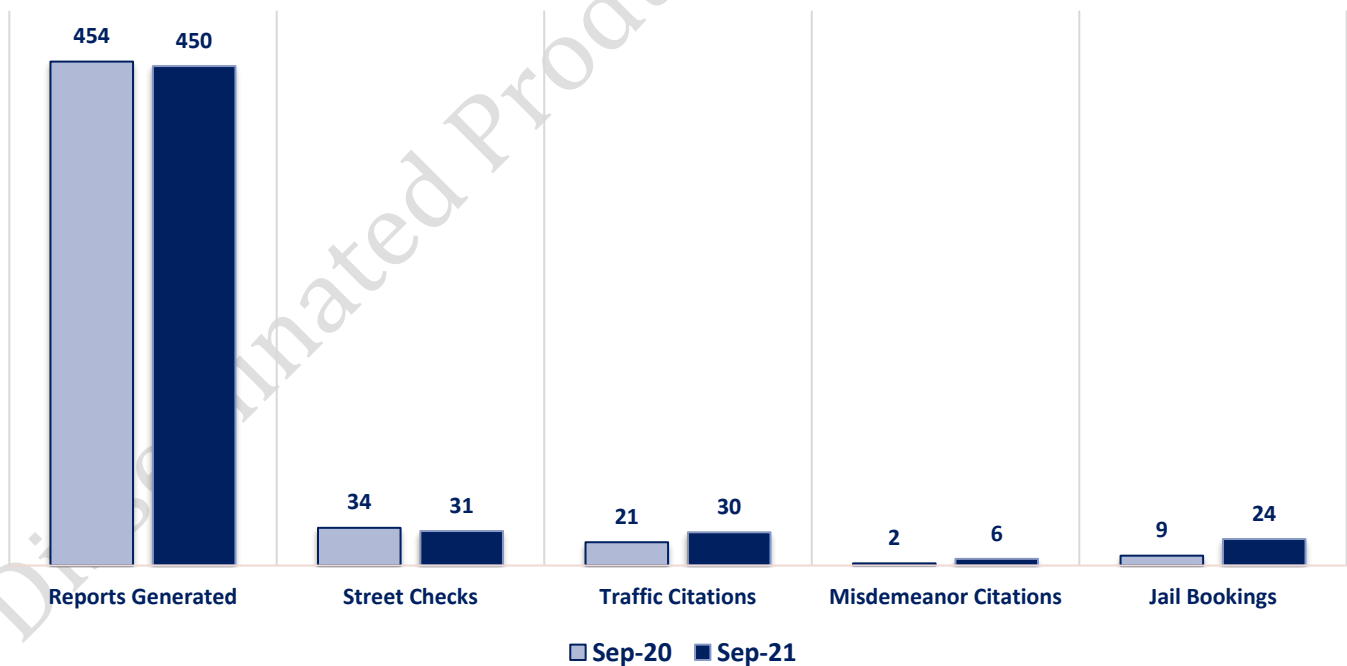
Part II Offenses



Non-UCR Offenses

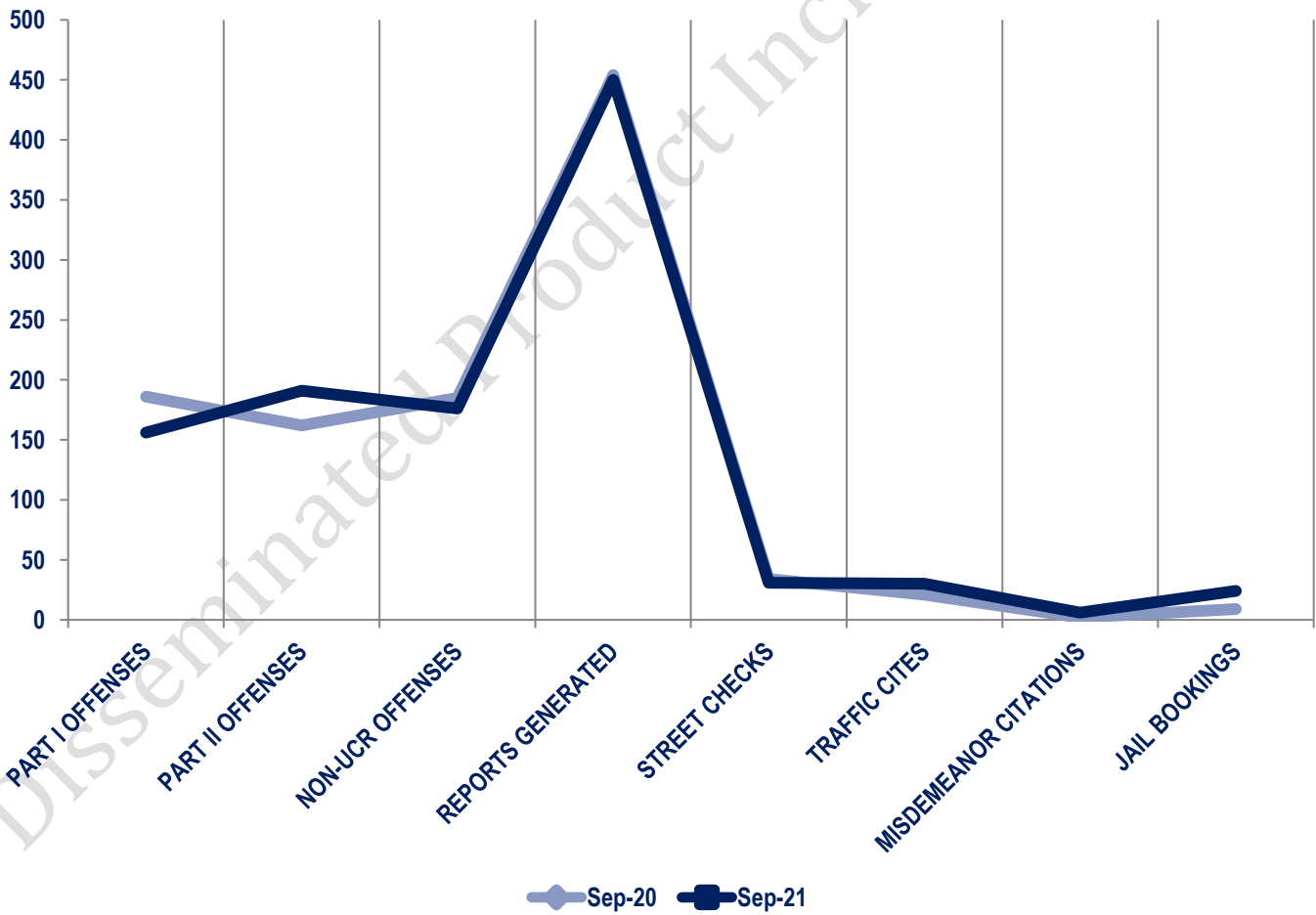


Other Event Totals



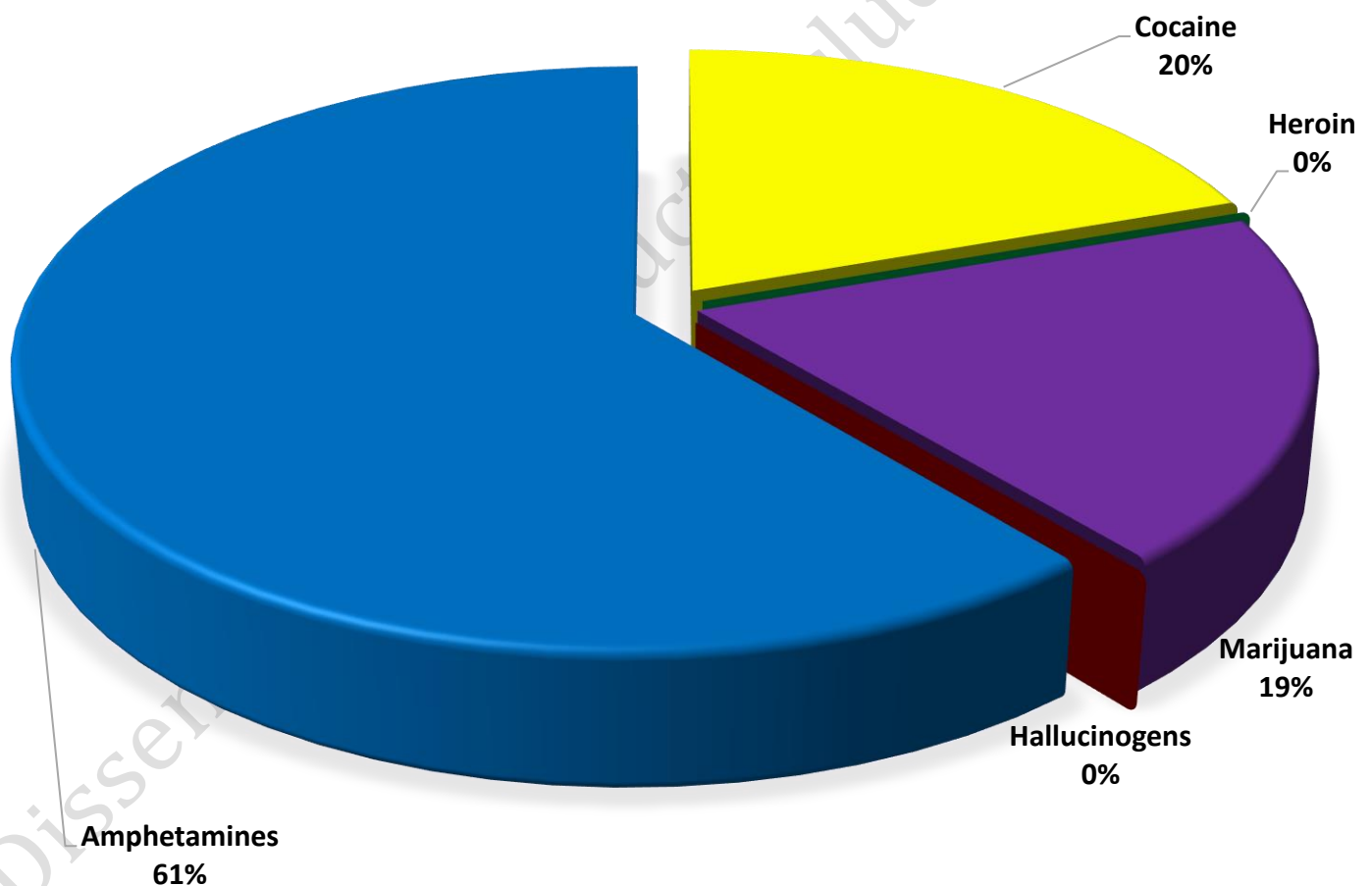
Combined Offense/Event Trends

	SEPT 2020	SEPT 2021
Part I Offenses	186	156
Part II Offenses	162	191
NonUCR Offenses	185	176
Reports Generated	454	450
Street Checks	34	31
Traffic Citations	21	30
Misdemeanor Citations	2	6
Jail Bookings	9	24

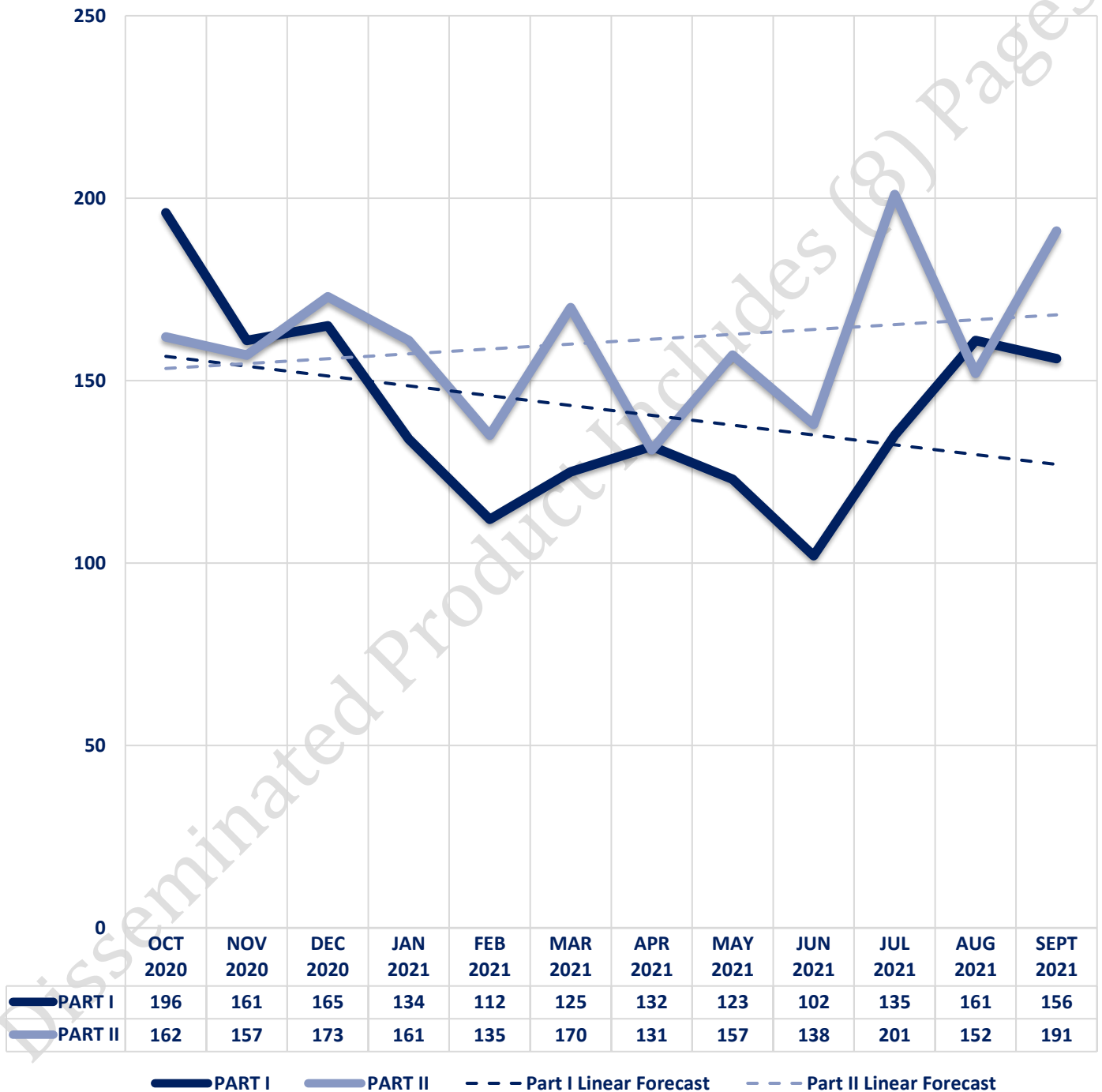


Seized Drugs

TYPE	DOSES	STREET VALUE
Cocaine	34.0	\$ 340.00
Heroin	0.0	\$ -
Marijuana	33.6	\$ 201.77
Hallucinogens	0.0	\$ -
Amphetamines	106.0	\$ 1,060.00
TOTAL	173.6	\$ 1,601.77



Part I & II Offenses - One Year





CITY COUNCIL DISTRICT #7

MONTHLY OFFENSE SUMMARY

October 2021

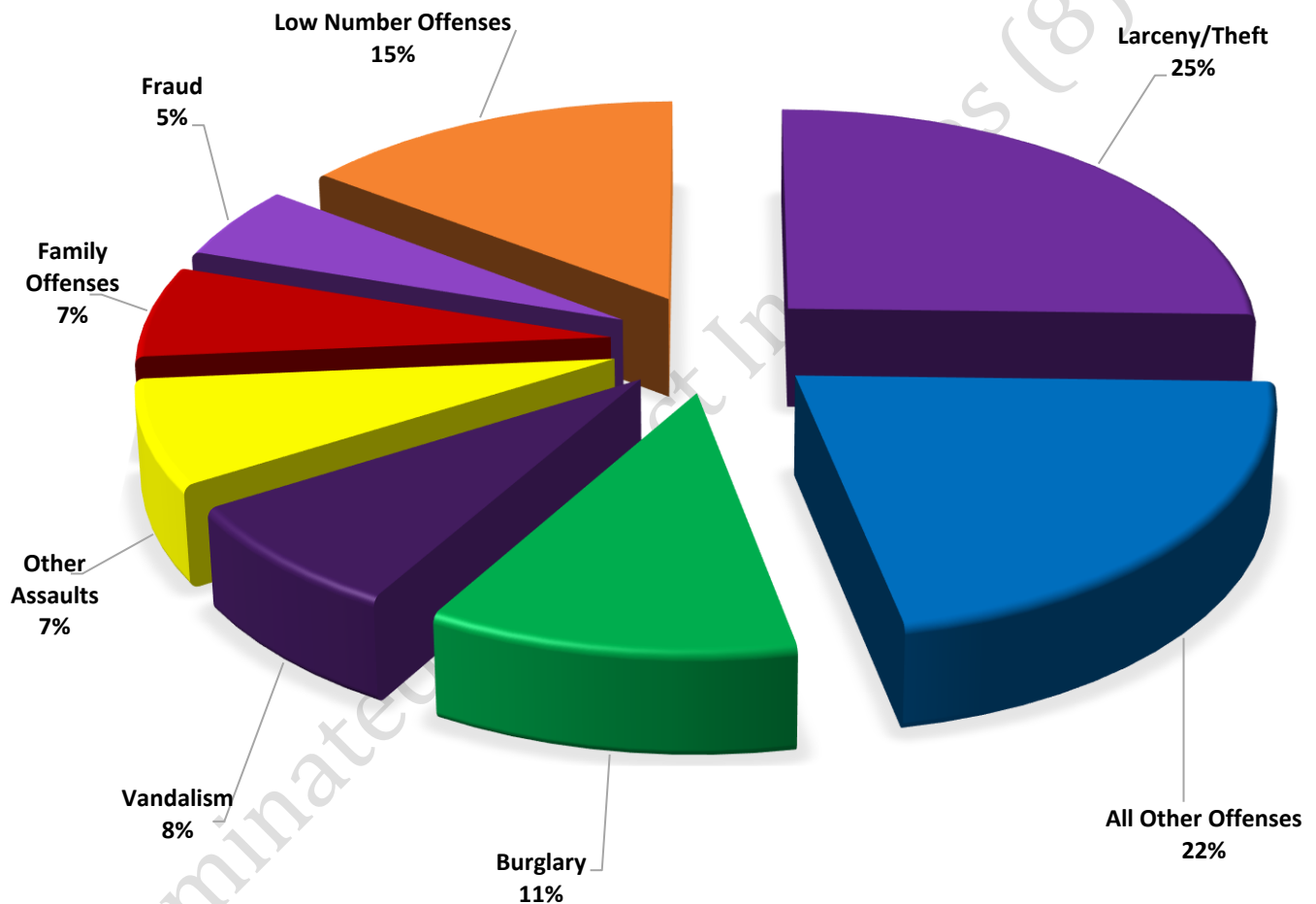
These figures represent preliminary counts of original Police Incident Reports and include all offenses within the above listed City Council District only. Full statistical analysis to determine the confidence level of this data has not been performed. The results contained herein are approximate in relation to the listed area and may not fully coincide with data shown in other areas of SLCPD's Crime Statistics page such as Calls for Service, Crimes Trending, and Crime Reports due to and reflective of departmental procedures that were in place at the time the event occurred and the date this data was compiled. Results displayed are not distinguished as attempted or completed crimes, do not include other calls for police service, and only represent police service where a report was made. Police Incident Reports are classified by primary offense categories as defined by the Uniform Crime Reporting (UCR) system, however for this report all offenses are included, and each incident may have more than one offense listed on it. In cases where there is more than one offense listed, all offenses are counted individually. Although every reasonable verification effort is made, the accuracy of any data is subject to the constraints of the report generation process as well as the manner, format, and point in time of any query.

PART I OFFENSES:	Chosen by the FBI as Part I Offenses because they are serious crimes that occur with regularity in all areas of the country and are likely to be reported to Police.
PART II OFFENSES:	All other crimes other than the eight Part I Offenses. The Uniform Crime Reporting Program gathers only arrest data for Part II Offenses, however, SLCPD results displayed in this document display all Part II Offenses, regardless of the presence of arrest data.
ALL OTHER OFFENSES:	Under the Part II Offense section, 'All Other Offenses' include Peeping Tom, Trespass, Kidnap/Abduction, Pornography, Extortion/Blackmail, Bribery, Warrants, Sexual Offenses, Obstruction, Public Peace, and Hit & Run.
NON-UCR OFFENSES:	Non-UCR Offenses include reports for all other offenses not classified as a Part I or Part II Offense. Results displayed separate some of these offenses such as Ambulance Calls, Deaths, Missing Persons, Suicides, Suspicious Activity, and Traffic Accidents.
ALL OTHER NON-UCR:	Under the Non-UCR category, 'All Other' include the remainder of offenses not classified as Part I or Part II and not separated from the Non-UCR Offenses. These include things such as Loud Parties, Barking Dogs, Mentally Ill Subjects, Citizen Assistance, etc.
LOW NUMBER OFFENSES:	On page two, in the interest of space and allowing for easier viewing, the category titled 'Low Number Offenses' include Part I and Part II Offenses from page one that have totals under the amount of 12.

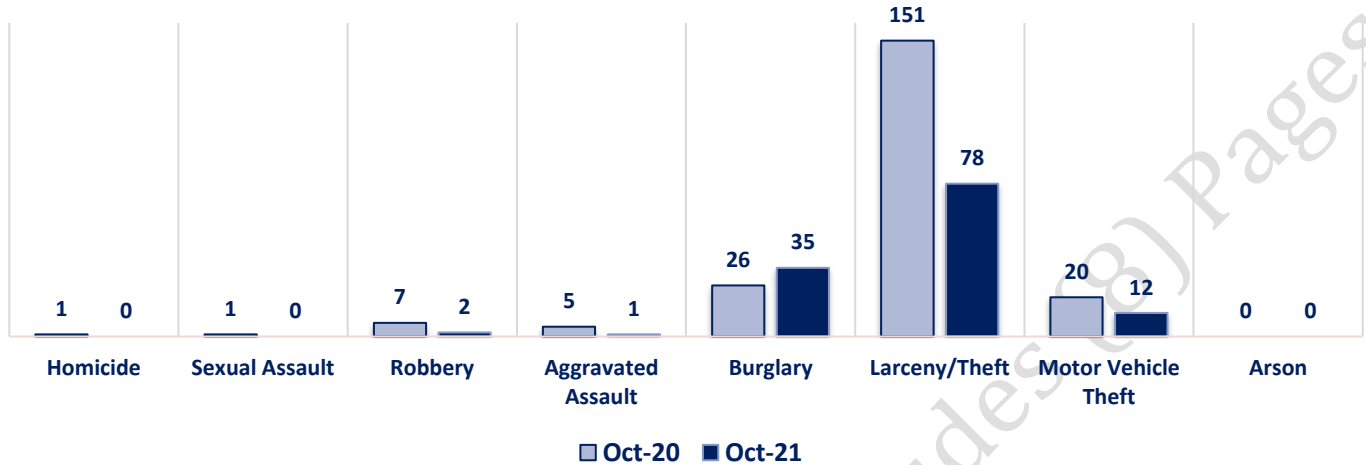
Offenses

PART I OFFENSES		OFFENSE		OCT 20	OCT 21	PART II OFFENSES			
		VIOLENT							
		PROPERTY							
		Homicide	1	0	Other Assaults			18	23
		Sexual Assault	1	0	Forgery/Counterfeit			6	1
		Robbery	7	2	Fraud			27	16
		Aggravated Assault	5	1	Embezzlement			0	0
		Burglary	26	35	Stolen Property			3	3
		Larceny/Theft	151	78	Vandalism			36	24
		Motor Vehicle Theft	20	12	Weapons			4	4
Arson	0	0	Prostitution	0	0				
PART I TOTALS		211	128	Sex Offenses	2	3			
NON-UCR OFFENSES		Ambulance Calls	7	6	Drug Abuse	10	12		
		Deaths	1	2	Gambling	0	0		
		Missing Persons	0	3	Family Offenses	20	20		
		Suicides	1	0	DUI	1	2		
		Suspicious Activity	9	17	Liquor Laws	1	0		
		Traffic Accidents	35	47	Drunkenness	6	2		
		All Other	87	84	Disorderly Conduct	4	3		
		NON-UCR TOTALS	140	159	All Other Offenses	34	66		
TOTALS		PART I OFFENSES	211	128	Curfew/Loitering	0	0		
		PART II OFFENSES	172	179	Runaway	0	0		
		NON-UCR OFFENSES	140	159	PART II TOTALS	172	179		
		TOTAL	523	466					

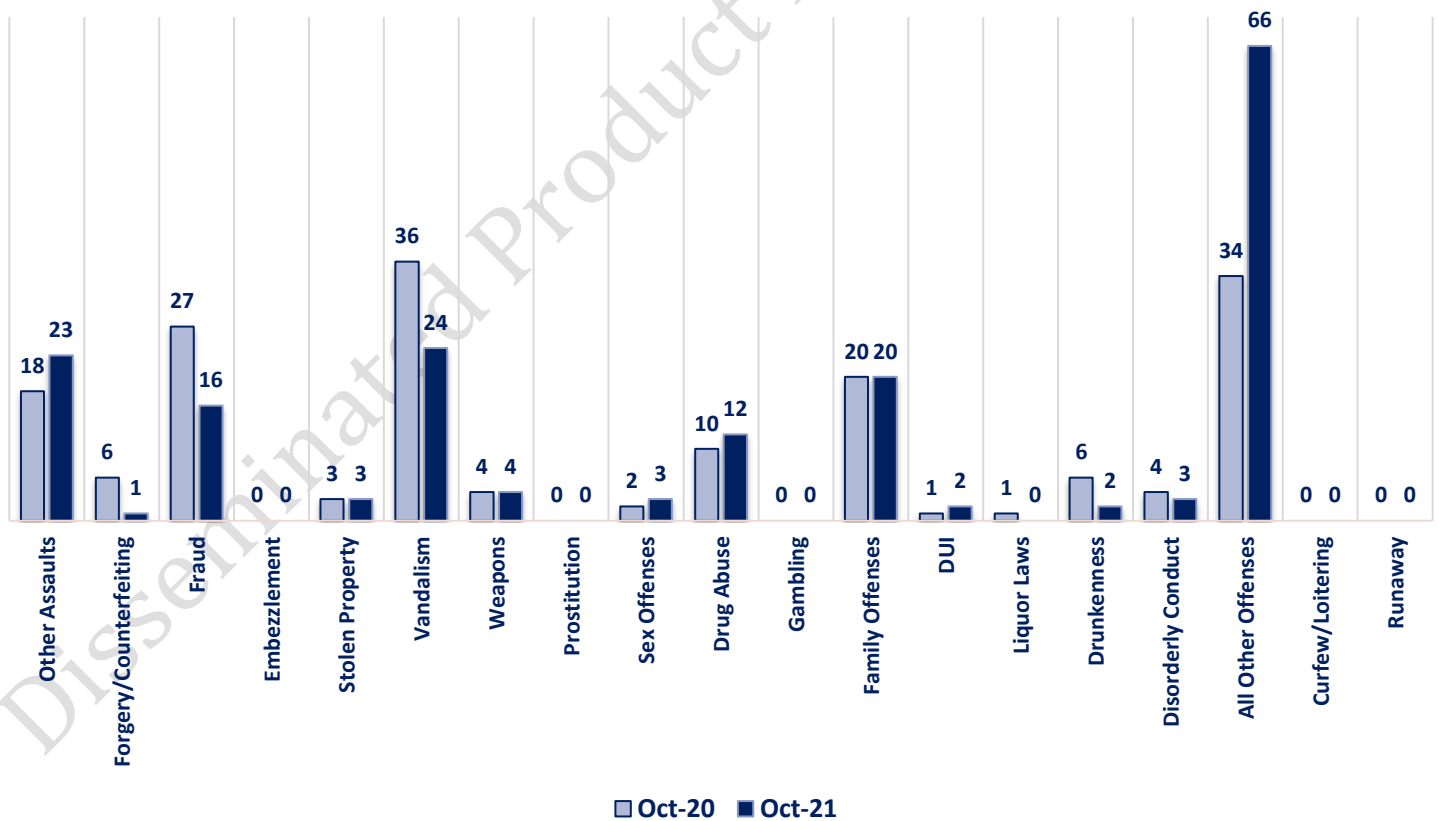
SEPTEMBER 2021 - PART I & II OFFENSE PERCENTAGES



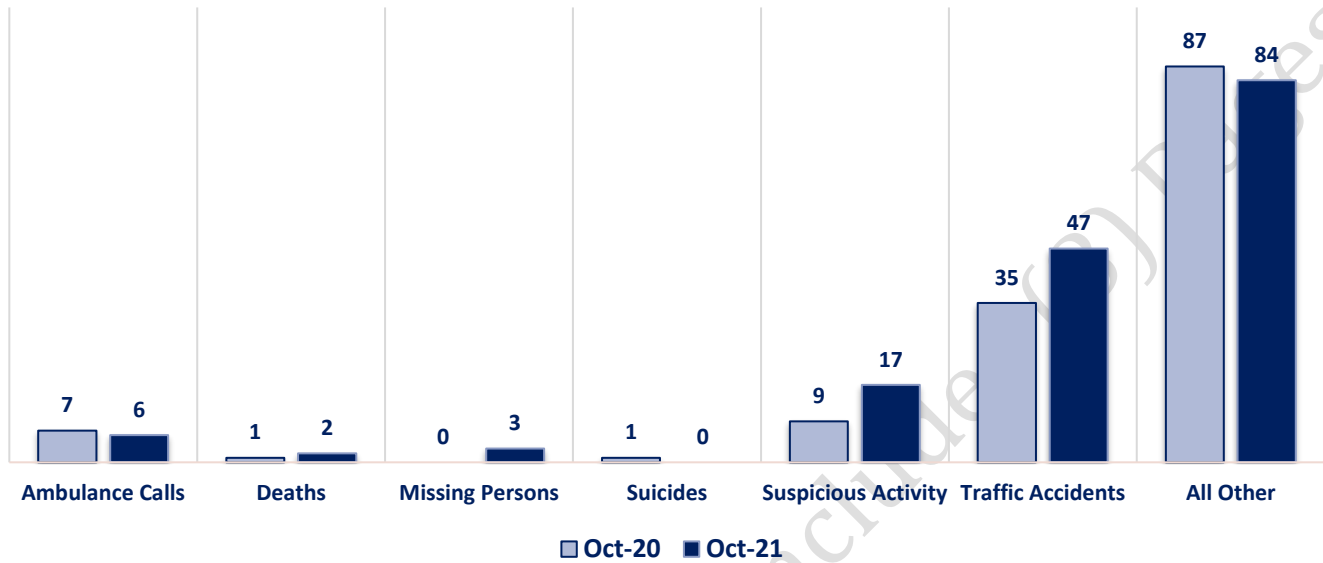
Part I Offenses



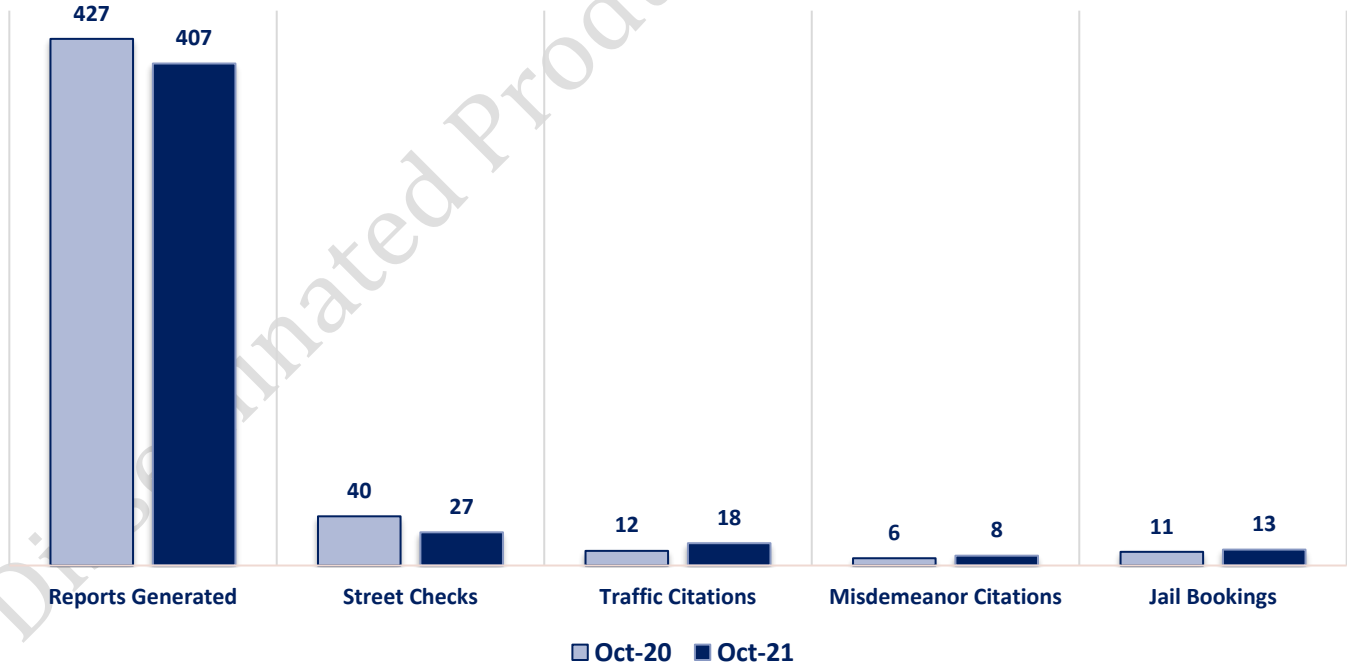
Part II Offenses



Non-UCR Offenses

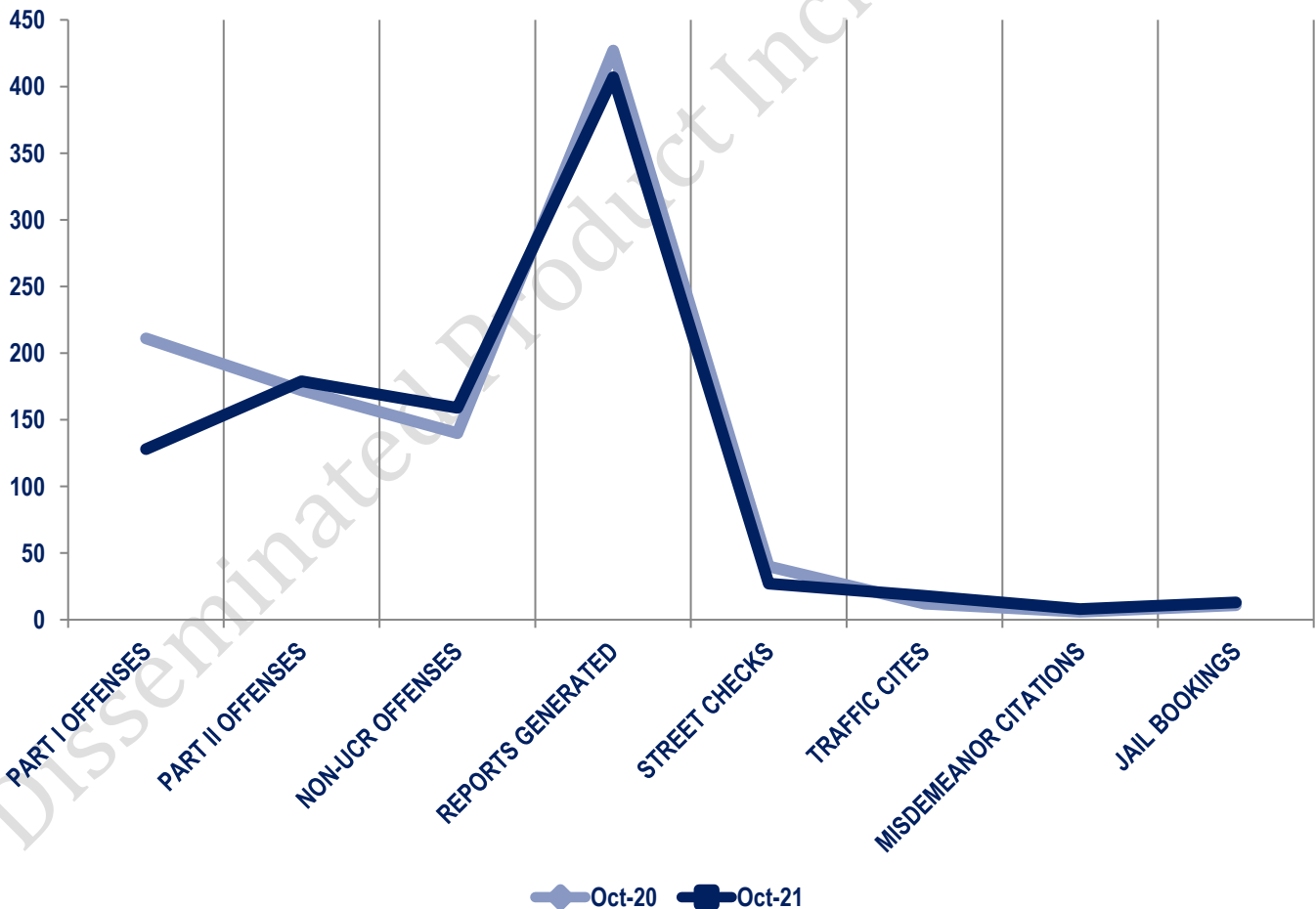


Other Event Totals



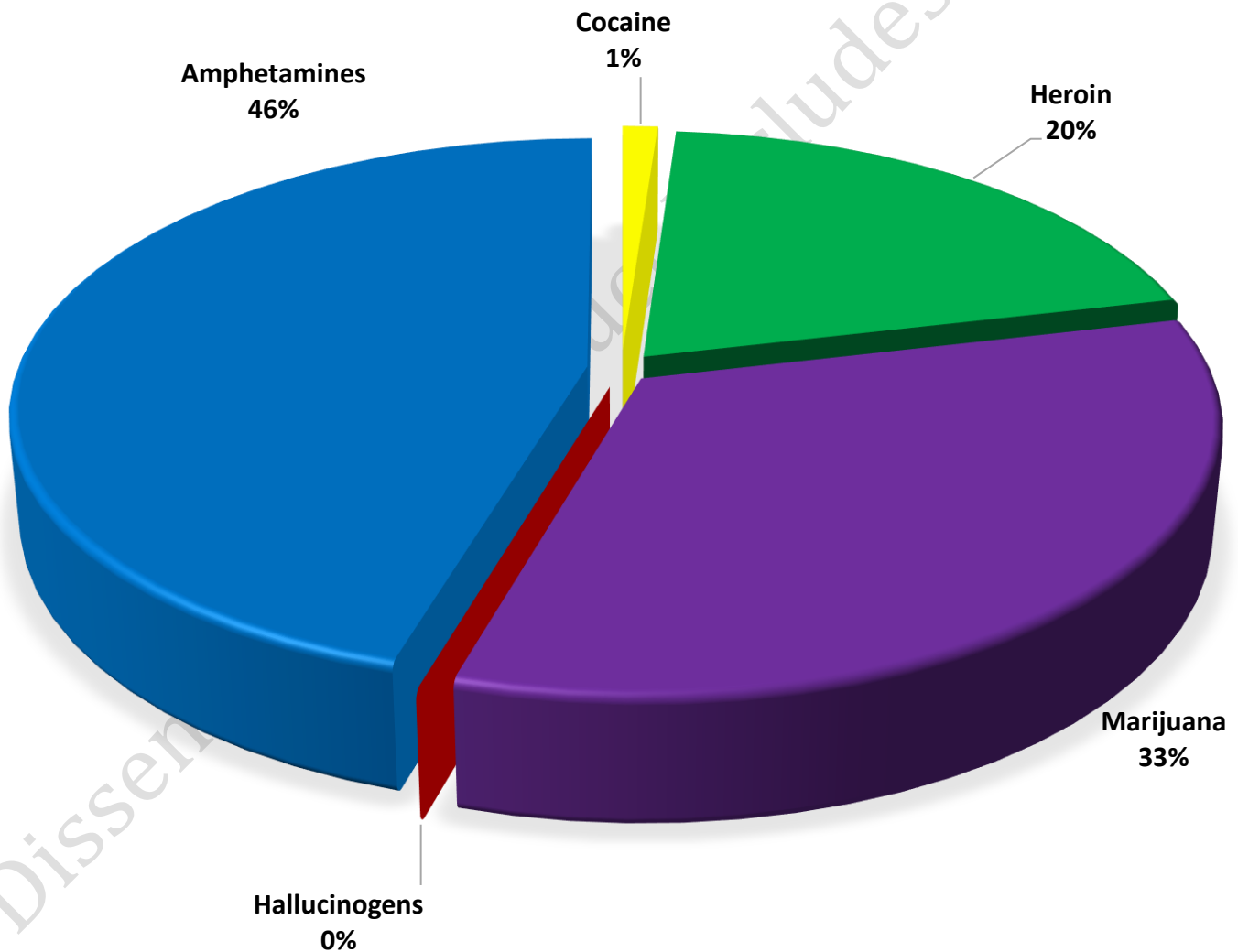
Combined Offense/Event Trends

	OCT 2020	OCT 2021
Part I Offenses	211	128
Part II Offenses	172	179
NonUCR Offenses	140	159
Reports Generated	427	407
Street Checks	40	27
Traffic Citations	12	18
Misdemeanor Citations	6	8
Jail Bookings	11	13

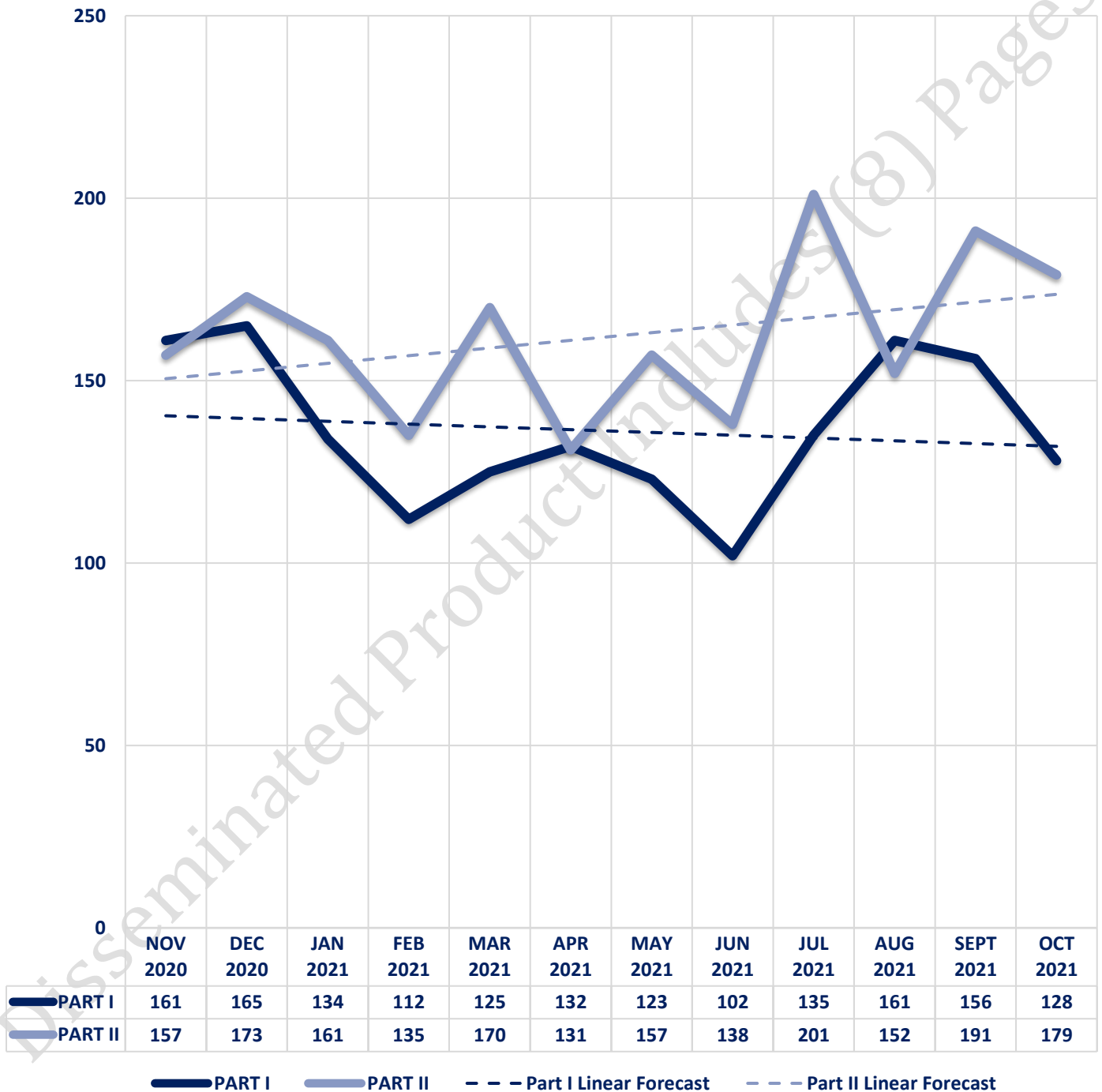


Seized Drugs

TYPE	DOSES	STREET VALUE
Cocaine	47.0	\$ 470.00
Heroin	823.1	\$ 8,231.36
Marijuana	1354.3	\$ 8,125.61
Hallucinogens	0.0	\$ -
Amphetamines	1850.9	\$ 18,509.23
TOTAL	4075.3	\$ 35,336.20



Part I & II Offenses - One Year





CITY COUNCIL DISTRICT #7

MONTHLY OFFENSE SUMMARY

November 2021

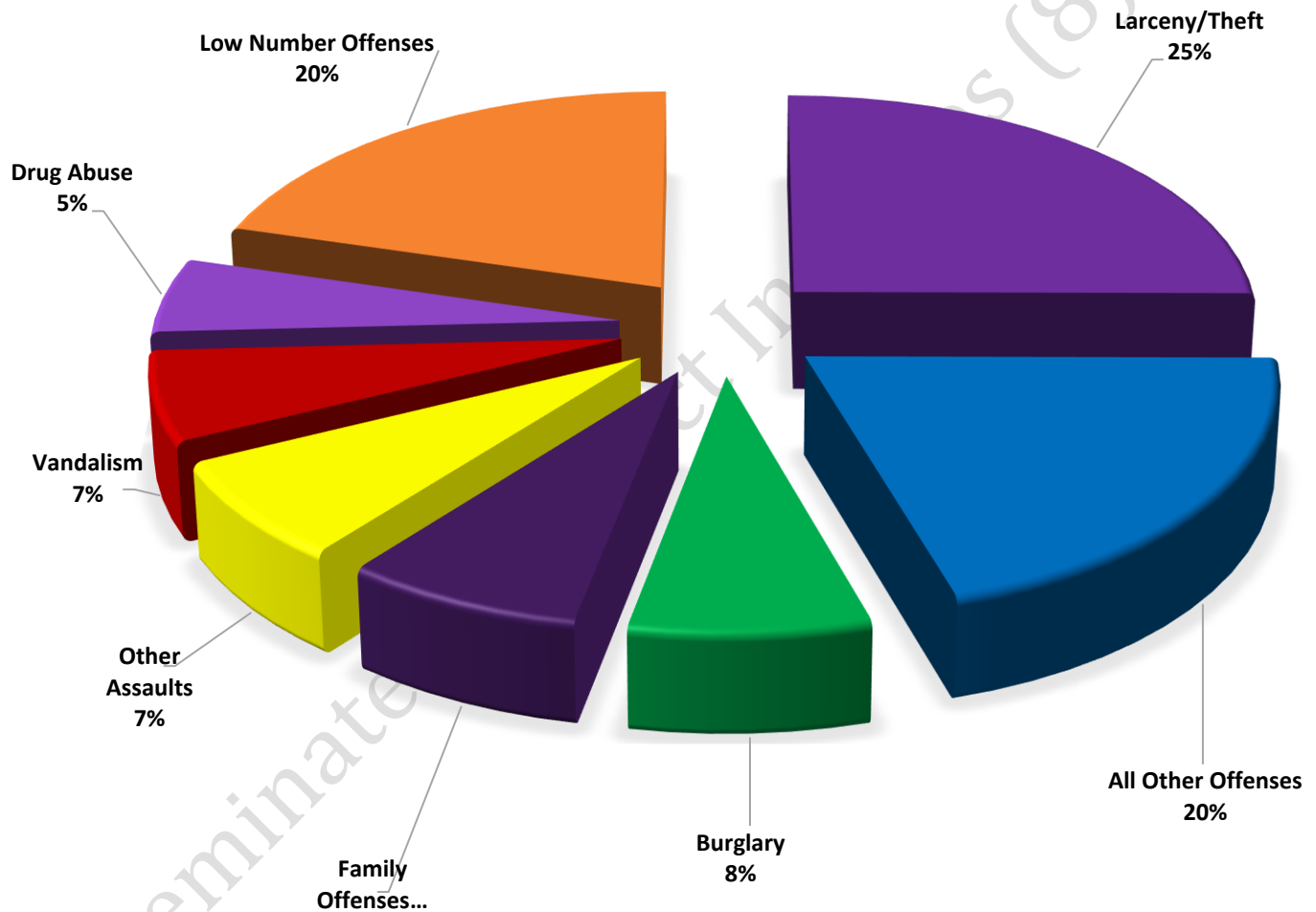
These figures represent preliminary counts of original Police Incident Reports and include all offenses within the above listed City Council District only. Full statistical analysis to determine the confidence level of this data has not been performed. The results contained herein are approximate in relation to the listed area and may not fully coincide with data shown in other areas of SLCPD's Crime Statistics page such as Calls for Service, Crimes Trending, and Crime Reports due to and reflective of departmental procedures that were in place at the time the event occurred and the date this data was compiled. Results displayed are not distinguished as attempted or completed crimes, do not include other calls for police service, and only represent police service where a report was made. Police Incident Reports are classified by primary offense categories as defined by the Uniform Crime Reporting (UCR) system, however for this report all offenses are included, and each incident may have more than one offense listed on it. In cases where there is more than one offense listed, all offenses are counted individually. Although every reasonable verification effort is made, the accuracy of any data is subject to the constraints of the report generation process as well as the manner, format, and point in time of any query.

PART I OFFENSES:	Chosen by the FBI as Part I Offenses because they are serious crimes that occur with regularity in all areas of the country and are likely to be reported to Police.
PART II OFFENSES:	All other crimes other than the eight Part I Offenses. The Uniform Crime Reporting Program gathers only arrest data for Part II Offenses, however, SLCPD results displayed in this document display all Part II Offenses, regardless of the presence of arrest data.
ALL OTHER OFFENSES:	Under the Part II Offense section, 'All Other Offenses' include Peeping Tom, Trespass, Kidnap/Abduction, Pornography, Extortion/Blackmail, Bribery, Warrants, Sexual Offenses, Obstruction, Public Peace, and Hit & Run.
NON-UCR OFFENSES:	Non-UCR Offenses include reports for all other offenses not classified as a Part I or Part II Offense. Results displayed separate some of these offenses such as Ambulance Calls, Deaths, Missing Persons, Suicides, Suspicious Activity, and Traffic Accidents.
ALL OTHER NON-UCR:	Under the Non-UCR category, 'All Other' include the remainder of offenses not classified as Part I or Part II and not separated from the Non-UCR Offenses. These include things such as Loud Parties, Barking Dogs, Mentally Ill Subjects, Citizen Assistance, etc.
LOW NUMBER OFFENSES:	On page two, in the interest of space and allowing for easier viewing, the category titled 'Low Number Offenses' include Part I and Part II Offenses from page one that have totals under the amount of 14.

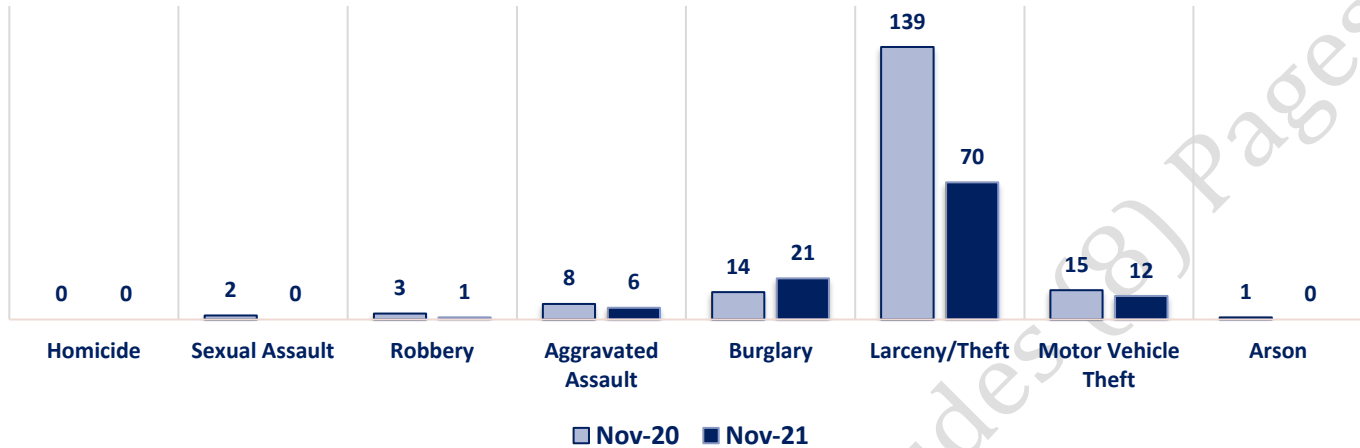
Offenses

	OFFENSE	NOV 20	NOV 21	OFFENSE	NOV 20	NOV 21
PART I OFFENSES	Homicide	0	0	Other Assaults	20	20
	Sexual Assault	2	0	Forgery/Counterfeit	5	7
	Robbery	3	1	Fraud	26	14
	Aggravated Assault	8	6	Embezzlement	0	1
	Burglary	14	21	Stolen Property	1	2
	Larceny/Theft	139	70	Vandalism	23	18
	Motor Vehicle Theft	15	12	Weapons	2	4
	Arson	1	0	Prostitution	0	0
PART II OFFENSES	PART I TOTALS	182	110	Sex Offenses	0	0
	Ambulance Calls	8	5	Drug Abuse	8	15
	Deaths	5	2	Gambling	0	0
	Missing Persons	1	1	Family Offenses	14	21
	Suicides	0	1	DUI	4	3
	Suspicious Activity	9	13	Liquor Laws	0	0
	Traffic Accidents	35	37	Drunkenness	4	2
	All Other	65	84	Disorderly Conduct	2	5
TOTALS	NON-UCR TOTALS	123	143	All Other Offenses	57	57
	PART I OFFENSES	182	110	Curfew/Loitering	0	0
	PART II OFFENSES	168	169	Runaway	2	0
	NON-UCR OFFENSES	123	143	PART II TOTALS	168	169
	TOTAL	473	422			

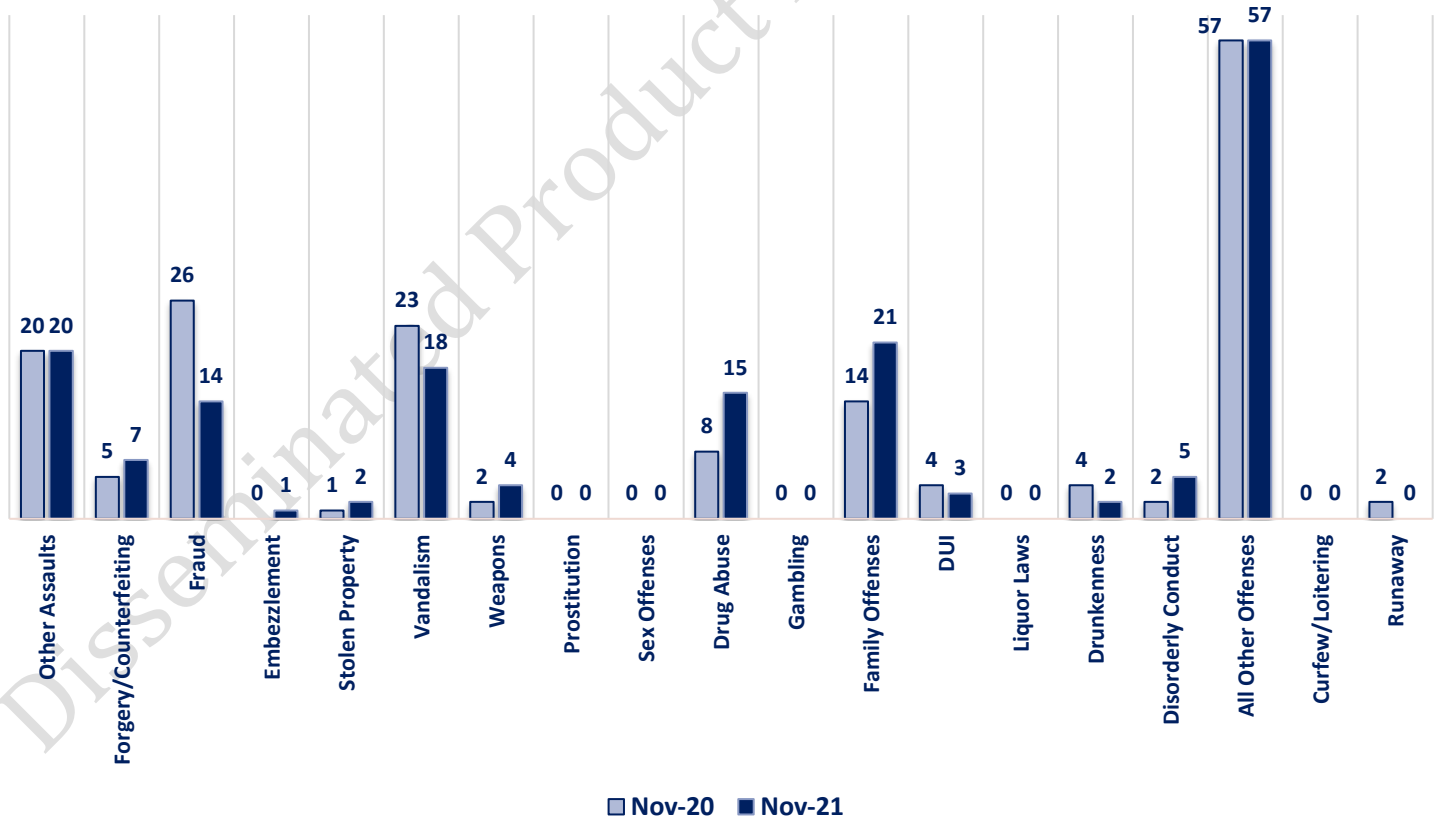
NOVEMBER 2021 - PART I & II OFFENSE PERCENTAGES



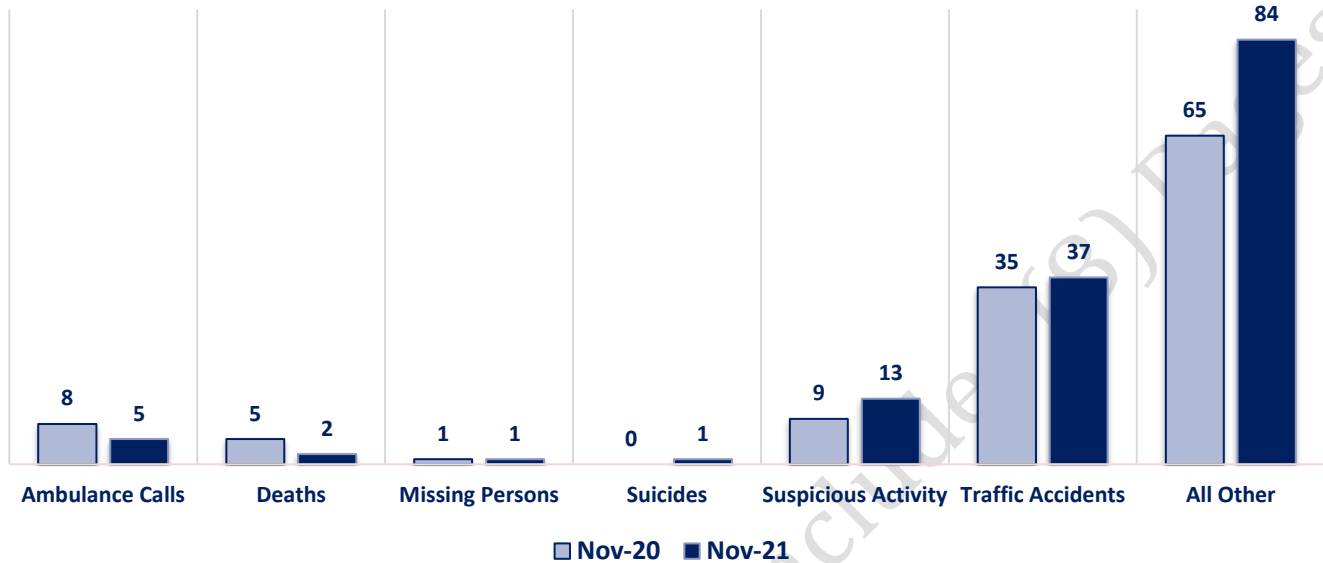
Part I Offenses



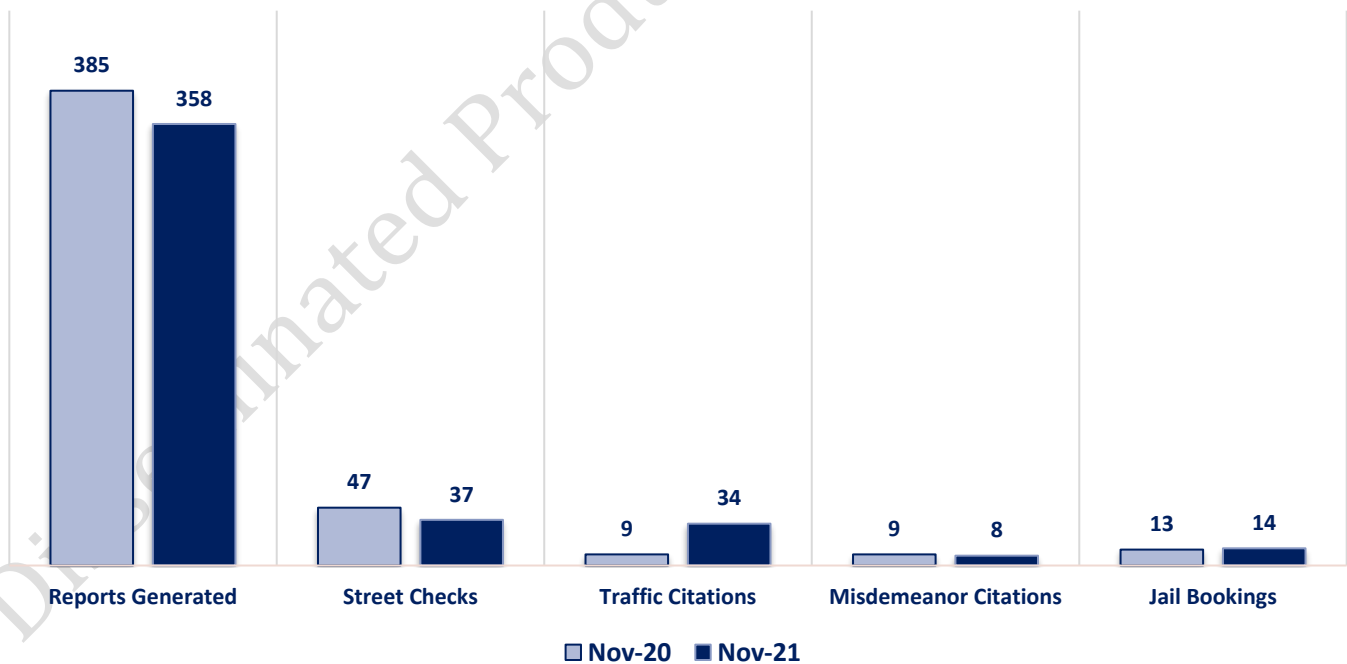
Part II Offenses



Non-UCR Offenses

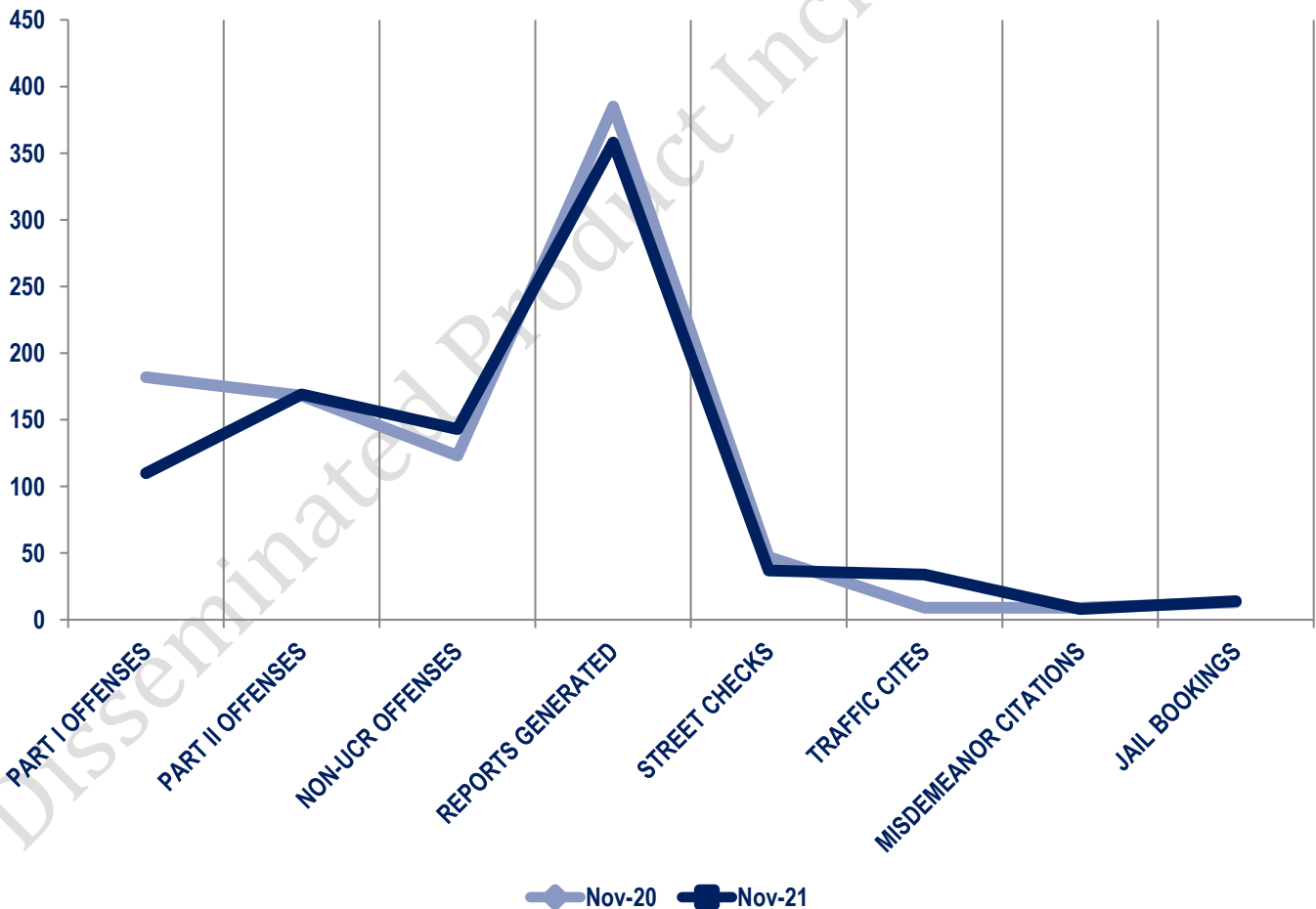


Other Event Totals



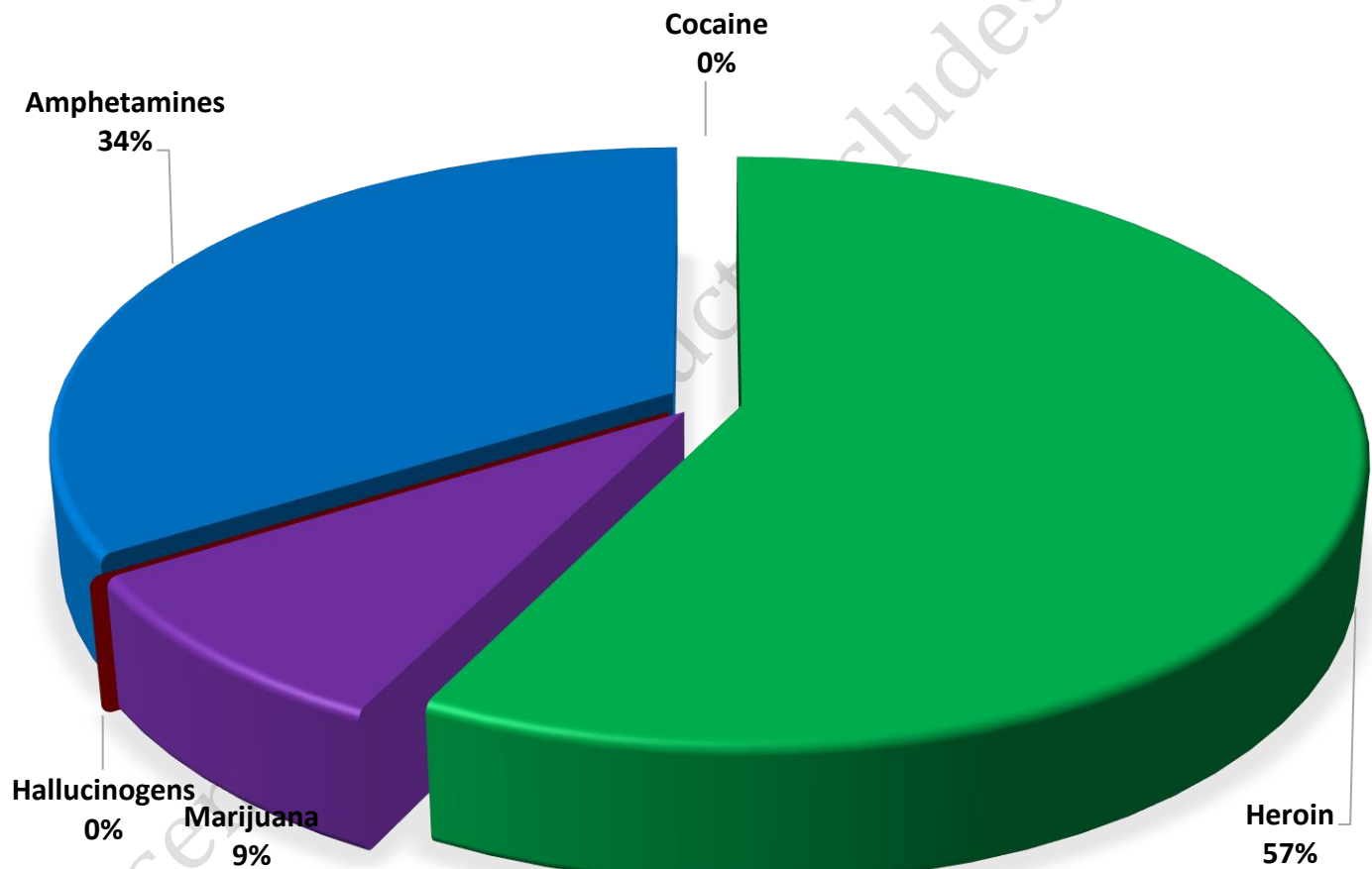
Combined Offense/Event Trends

	NOV 2020	NOV 2021
Part I Offenses	182	110
Part II Offenses	168	169
NonUCR Offenses	123	143
Reports Generated	385	358
Street Checks	47	37
Traffic Citations	9	34
Misdemeanor Citations	9	8
Jail Bookings	13	14

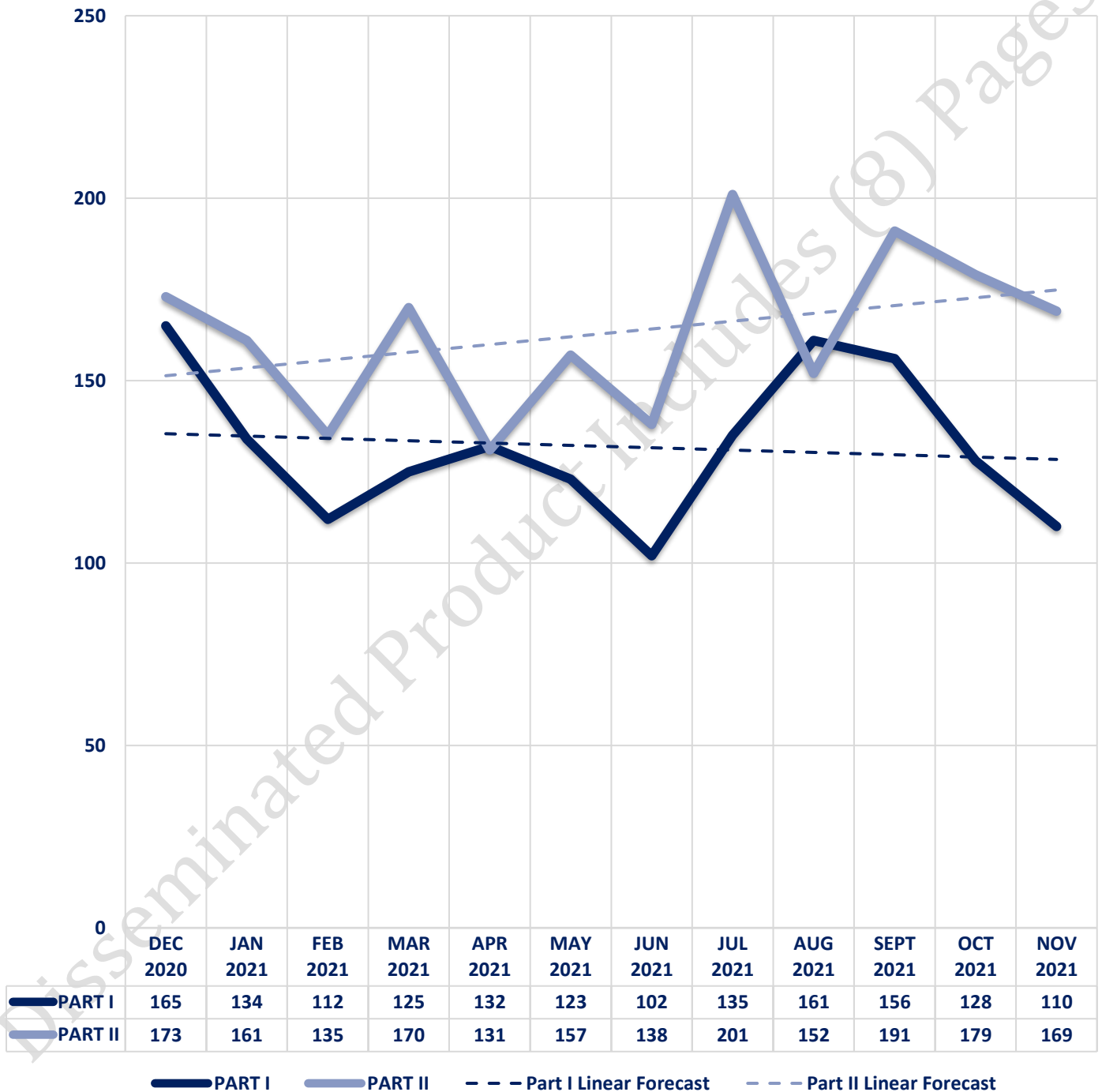


Seized Drugs

TYPE	DOSES	STREET VALUE
Cocaine	0.0	\$ -
Heroin	197.0	\$ 1,970.00
Marijuana	30.2	\$ 180.96
Hallucinogens	0.0	\$ -
Amphetamines	116.0	\$ 1,160.00
TOTAL	343.2	\$ 3,310.96



Part I & II Offenses - One Year





CITY COUNCIL DISTRICT #7

MONTHLY OFFENSE SUMMARY

December 2021

These figures represent preliminary counts of original Police Incident Reports and include all offenses within the above listed City Council District only. Full statistical analysis to determine the confidence level of this data has not been performed. The results contained herein are approximate in relation to the listed area and may not fully coincide with data shown in other areas of SLCPD's Crime Statistics page such as Calls for Service, Crimes Trending, and Crime Reports due to and reflective of departmental procedures that were in place at the time the event occurred and the date this data was compiled. Results displayed are not distinguished as attempted or completed crimes, do not include other calls for police service, and only represent police service where a report was made. Police Incident Reports are classified by primary offense categories as defined by the Uniform Crime Reporting (UCR) system, however for this report all offenses are included, and each incident may have more than one offense listed on it. In cases where there is more than one offense listed, all offenses are counted individually. Although every reasonable verification effort is made, the accuracy of any data is subject to the constraints of the report generation process as well as the manner, format, and point in time of any query.

COMPSTAT OFFENSES: (Part I)

Chosen by the FBI as Part I Offenses because they are serious crimes that occur with regularity in all areas of the country and are likely to be reported to Police.

EXTENDED COMPSTAT OFFENSES: (Part II)

All other crimes other than the eight CompStat Offenses. The Uniform Crime Reporting Program gathers only arrest data for these offenses, however, SLCPD results displayed in this document display all of these, regardless of the presence of arrest data.

ALL OTHER OFFENSES:

Under the Extended CompStat Offense section, 'All Other Offenses' include Peeping Tom, Trespass, Kidnap/Abduction, Pornography, Extortion/Blackmail, Bribery, Warrants, Sexual Offenses, Obstruction, Public Peace, and Hit & Run.

NON-UCR OFFENSES:

Non-UCR Offenses include reports for all other offenses not classified as a CompStat or Extended CompStat Offense. Results displayed separate some of these offenses such as Ambulance Calls, Deaths, Missing Persons, Suicides, Suspicious Activity, and Traffic Accidents.

ALL OTHER NON-UCR:

Under the Non-UCR category, 'All Other' include the remainder of offenses not classified as CompStat or CompStat Extended and not separated from the Non-UCR Offenses. These include things such as Loud Parties, Barking Dogs, Mentally Ill Subjects, Citizen Assistance, etc.

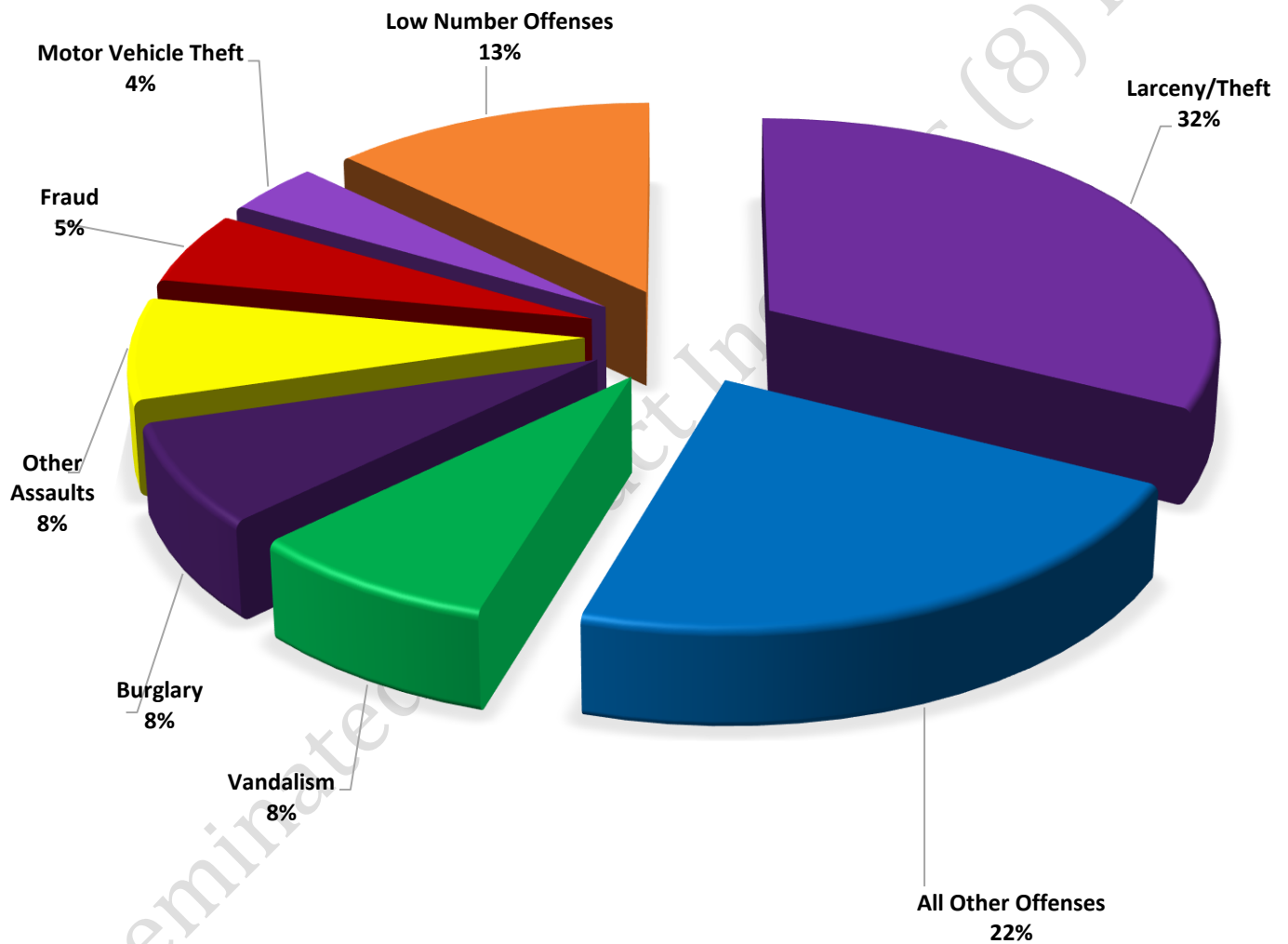
LOW NUMBER OFFENSES:

On page two, in the interest of space and allowing for easier viewing, the category titled 'Low Number Offenses' include CompStat and Extended CompStat Offenses from page one that have totals under the amount of 10.

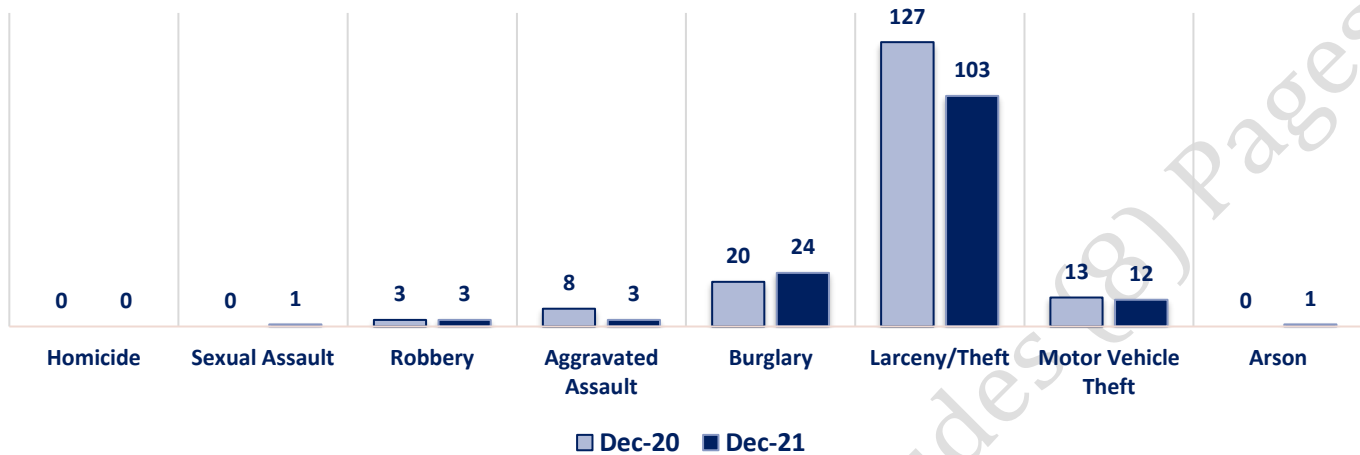
Offenses

COMPSTAT OFFENSES	VIOLENT	Offense	Dec-20	Dec-21	OFFENSE	DEC 20	DEC 21
		Homicide	0	0	Other Assaults	27	24
	PROPERTY	Sexual Assault	0	1	Forgery/Counterfeiting	6	2
		Robbery	3	3	Fraud	20	17
		Aggravated Assault	8	3	Embezzlement	0	1
		Burglary	20	24	Stolen Property	1	3
		Larceny/Theft	127	103	Vandalism	24	26
	Motor Vehicle Theft	13	12	Weapons	2	0	
	Arson	0	1	Prostitution	0	0	
	COMPSTAT TOTALS	171	147	Sex Offenses	0	1	
NON-UCR OFFENSES	Ambulance Calls	10	6	Drug Abuse	8	10	
	Deaths	3	2	Gambling	0	0	
	Missing Persons	0	3	Family Offenses	17	9	
	Suicides	0	0	DUI	2	1	
	Suspicious Activity	12	13	Liquor Laws	0	0	
	Traffic Accidents	38	63	Drunkenness	3	2	
	All Other	78	80	Disorderly Conduct	1	4	
	NON-UCR TOTALS	141	167	All Other Offenses	65	71	
TOTALS	COMPSTAT OFFENSES	171	147	Curfew/Loitering	0	0	
	EXTENDED COMPSTAT OFFENSES	176	171	Runaway	0	0	
	NON-UCR OFFENSES	141	167	EXTENDED COMPSTAT TOTALS	176	171	
	TOTAL	488	485				

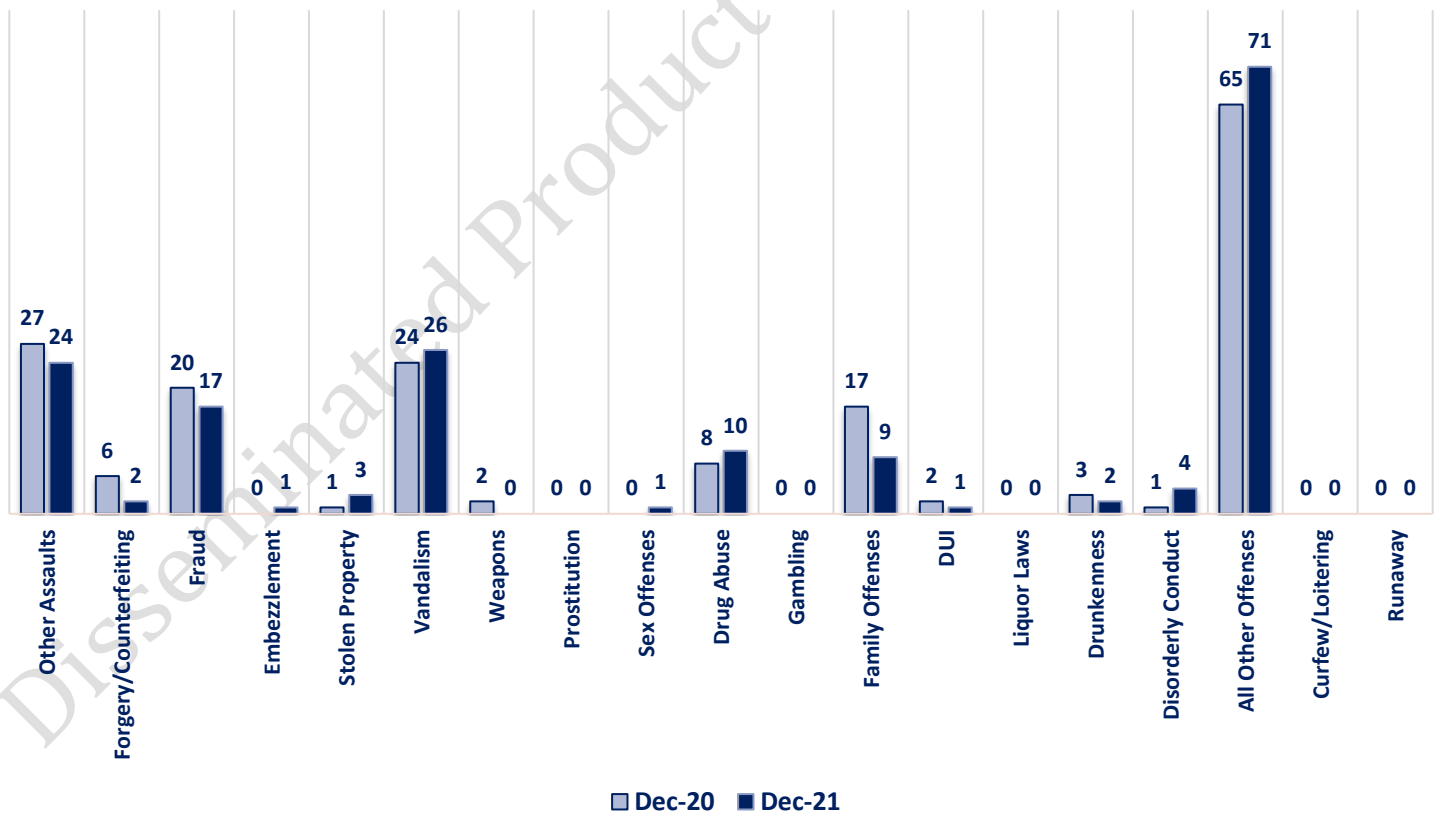
**DECEMBER 2021 - COMPSTAT AND EXTENDED COMPSTAT
OFFENSE PERCENTAGES**



CompStat Offenses



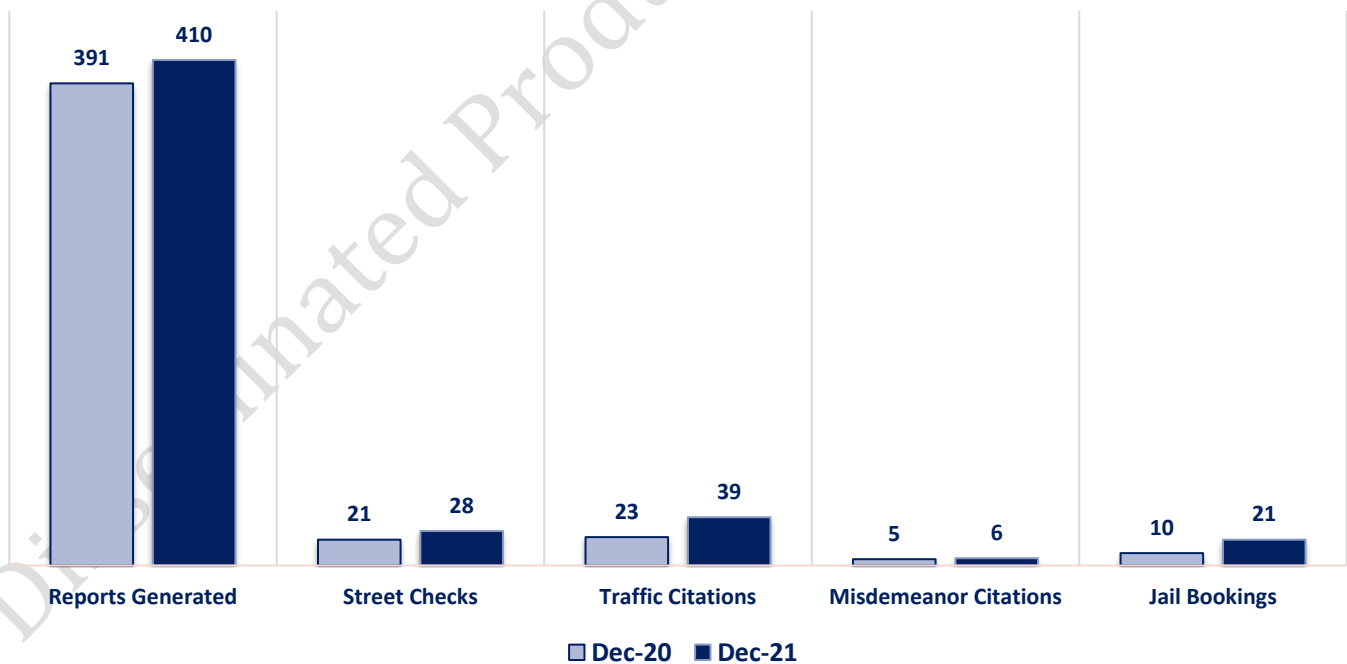
Extended CompStat Offenses



Non-UCR Offenses

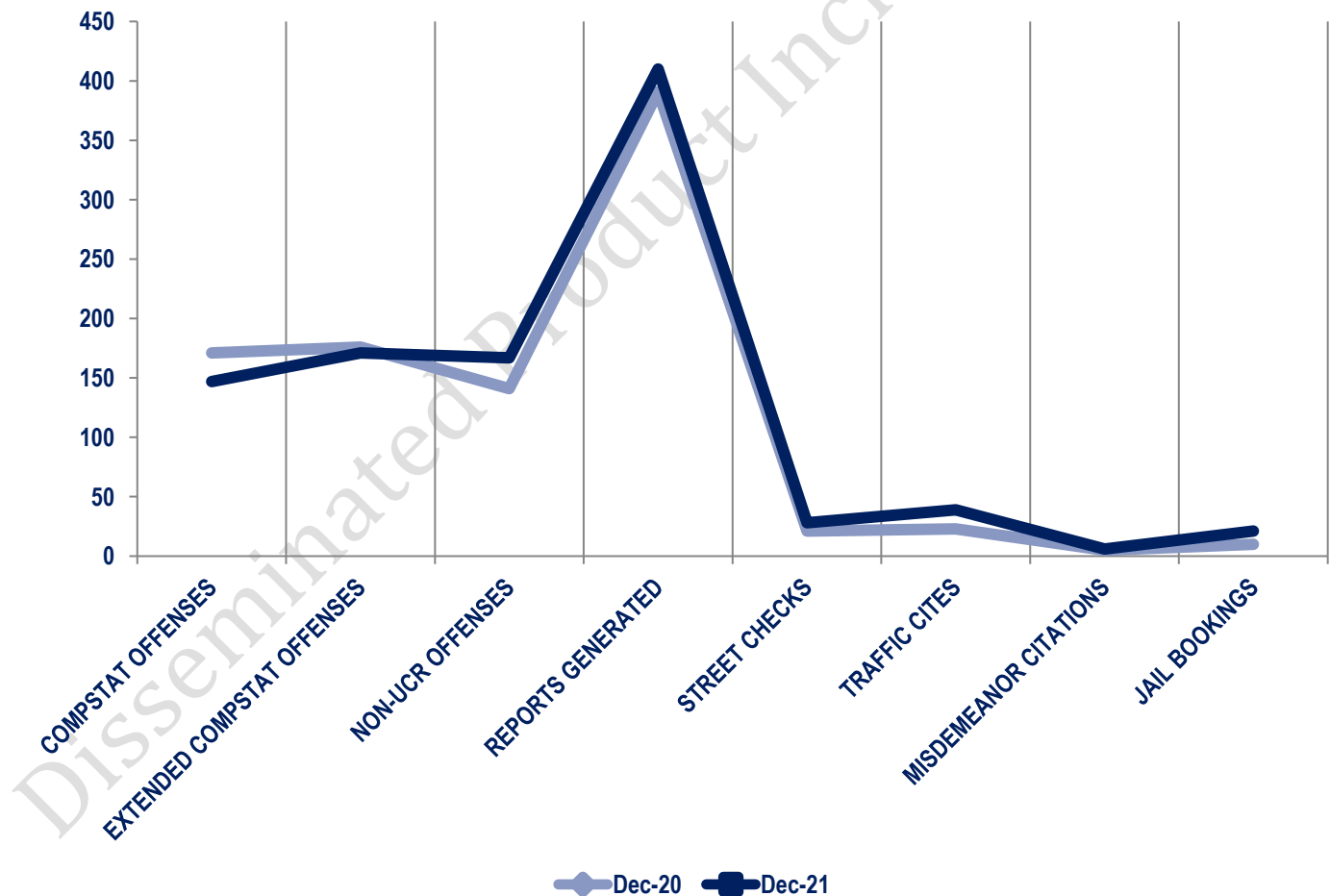


Other Event Totals



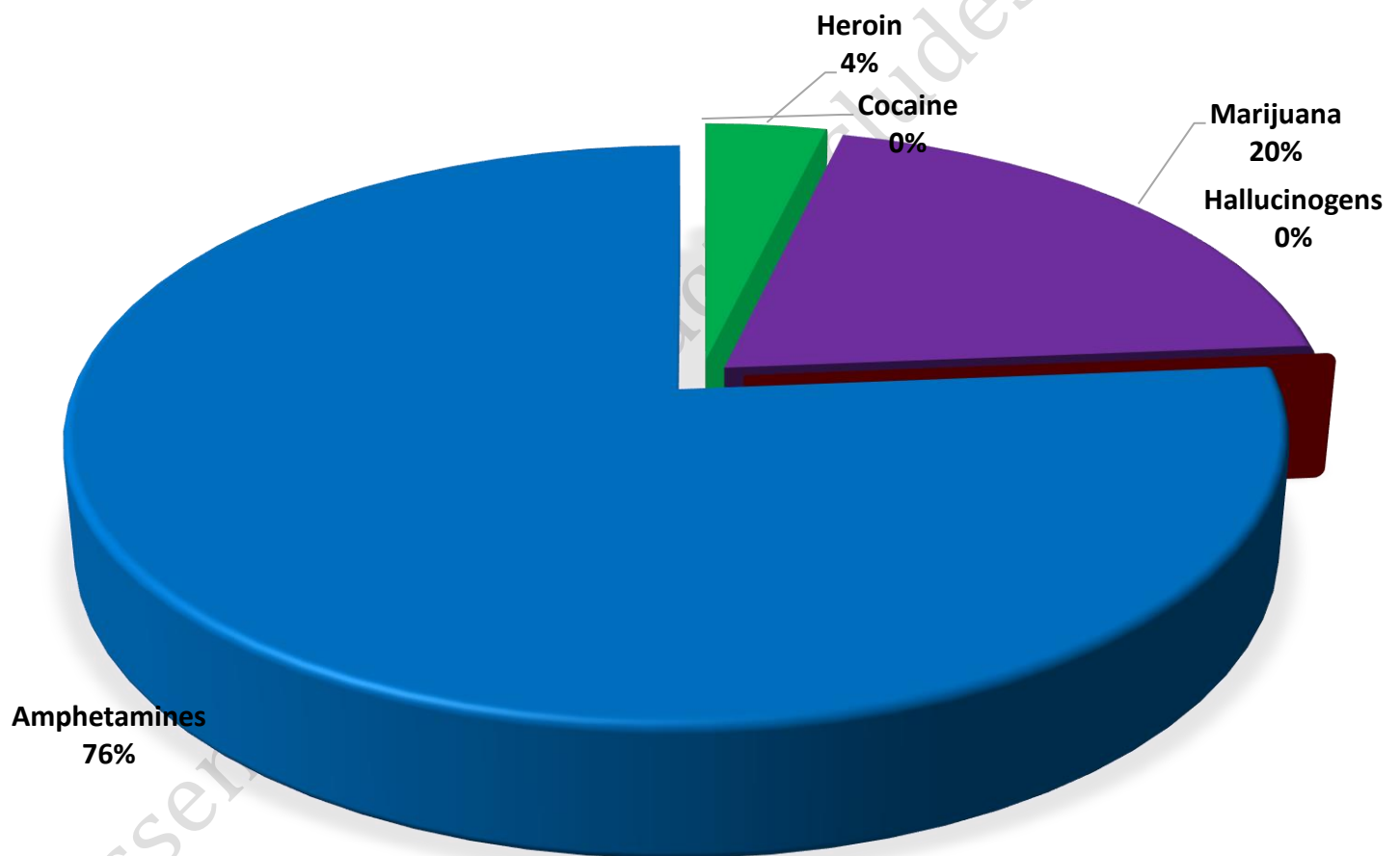
Combined Offense/Event Trends

	DEC 2020	DEC 2021
CompStat Offenses	171	147
Extended CompStat Offenses	176	171
Non-UCR Offenses	141	167
Reports Generated	391	410
Street Checks	21	28
Traffic Cites	23	39
Misdemeanor Citations	5	6
Jail Bookings	10	21



Seized Drugs

TYPE	DOSES	STREET VALUE
Cocaine	0.0	\$ -
Heroin	4.0	\$ 40.00
Marijuana	21.2	\$ 126.99
Hallucinogens	0.0	\$ -
Amphetamines	81.0	\$ 810.00
TOTAL	106.2	\$ 976.99



CompStat & Extended CompStat Offenses - One Year

