



## CITY COUNCIL DISTRICT #1

### MONTHLY OFFENSE SUMMARY

January 2022

These figures represent preliminary counts of original Police Incident Reports and include all offenses within the above listed City Council District only. Full statistical analysis to determine the confidence level of this data has not been performed. The results contained herein are approximate in relation to the listed area and may not fully coincide with data shown in other areas of SLCPD's Crime Statistics page such as Calls for Service, Crimes Trending, and Crime Reports due to and reflective of departmental procedures that were in place at the time the event occurred and the date this data was compiled. Results displayed are not distinguished as attempted or completed crimes, do not include other calls for police service, and only represent police service where a report was made. Police Incident Reports are classified by primary offense categories as defined by the Uniform Crime Reporting (UCR) system, however for this report all offenses are included, and each incident may have more than one offense listed on it. In cases where there is more than one offense listed, all offenses are counted individually. Although every reasonable verification effort is made, the accuracy of any data is subject to the constraints of the report generation process as well as the manner, format, and point in time of any query.

#### COMPSTAT OFFENSES: (Part I)

Chosen by the FBI as Part I Offenses because they are serious crimes that occur with regularity in all areas of the country and are likely to be reported to Police.

#### EXTENDED COMPSTAT OFFENSES: (Part II)

All other crimes other than the eight CompStat Offenses. The Uniform Crime Reporting Program gathers only arrest data for these offenses, however, SLCPD results displayed in this document display all of these, regardless of the presence of arrest data.

#### ALL OTHER OFFENSES:

Under the Extended CompStat Offense section, 'All Other Offenses' include Peeping Tom, Trespass, Kidnap/Abduction, Pornography, Extortion/Blackmail, Bribery, Warrants, Sexual Offenses, Obstruction, Public Peace, and Hit & Run.

#### NON-UCR OFFENSES:

Non-UCR Offenses include reports for all other offenses not classified as a CompStat or Extended CompStat Offense. Results displayed separate some of these offenses such as Ambulance Calls, Deaths, Missing Persons, Suicides, Suspicious Activity, and Traffic Accidents.

#### ALL OTHER NON-UCR:

Under the Non-UCR category, 'All Other' include the remainder of offenses not classified as CompStat or CompStat Extended and not separated from the Non-UCR Offenses. These include things such as Loud Parties, Barking Dogs, Mentally Ill Subjects, Citizen Assistance, etc.

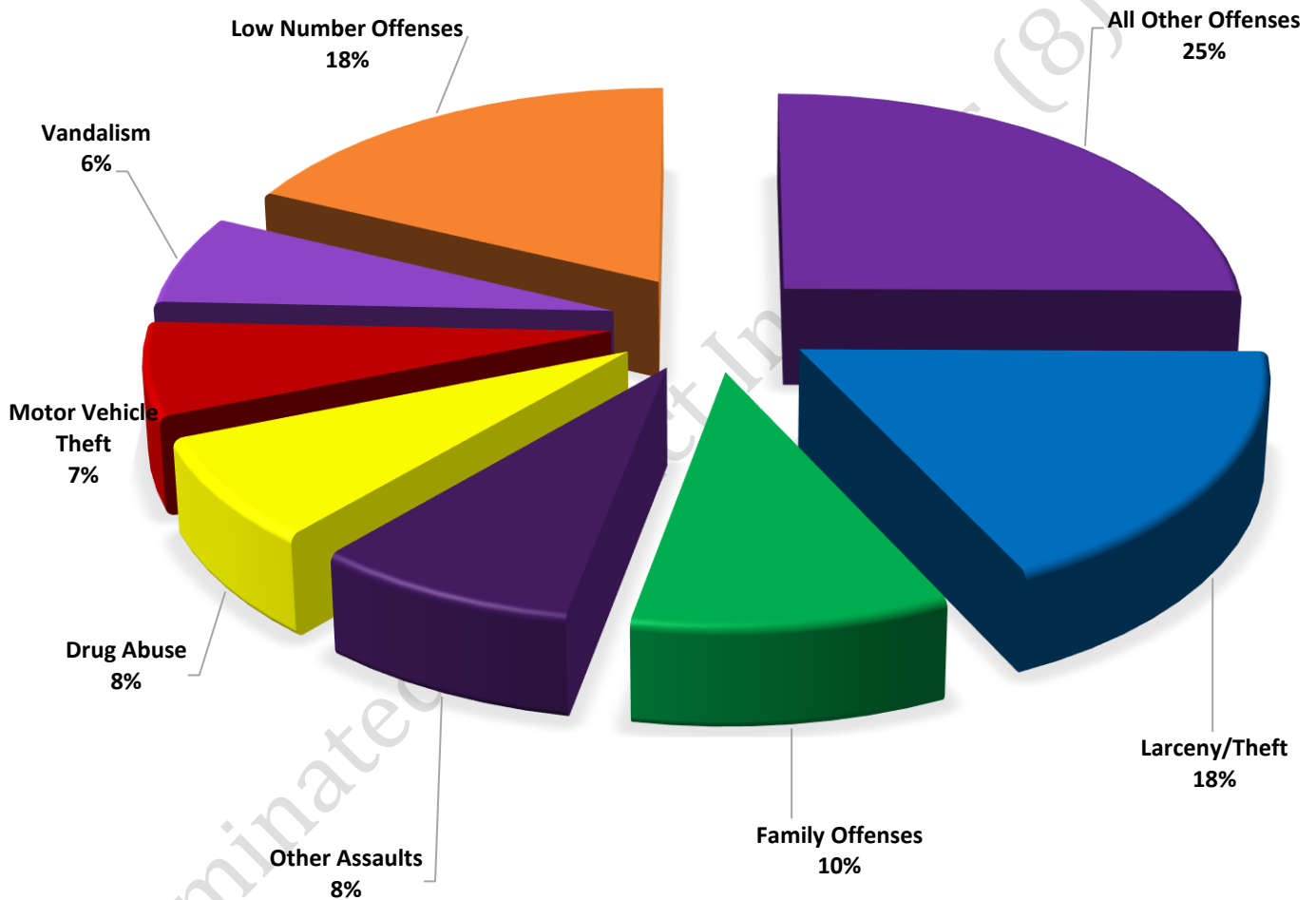
#### LOW NUMBER OFFENSES:

On page two, in the interest of space and allowing for easier viewing, the category titled 'Low Number Offenses' include CompStat and Extended CompStat Offenses from page one that have totals under the amount of 17.

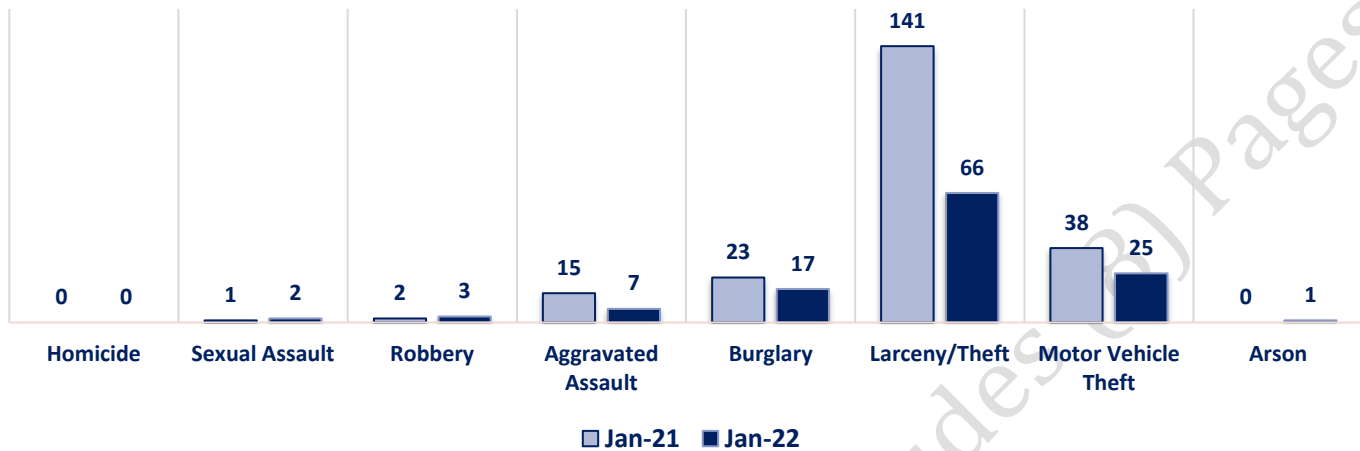
## Offenses

COMPSTAT OFFENSES	VIOLENT	Offense	Jan-21	Jan-22	OFFENSE	Jan-21	Jan-22	EXTENDED COMPSTAT OFFENSES
		Homicide	0	0	Other Assaults	49	31	
		Sexual Assault	1	2	Forgery/Counterfeiting	2	2	
		Robbery	2	3	Fraud	19	11	
		Aggravated Assault	15	7	Embezzlement	0	0	
		Burglary	23	17	Stolen Property	5	3	
		Larceny/Theft	141	66	Vandalism	44	24	
		Motor Vehicle Theft	38	25	Weapons	14	6	
		Arson	0	1	Prostitution	0	0	
NON-UCR OFFENSES	PROPERTY	COMPSTAT TOTALS	220	121	Sex Offenses	5	2	
		Ambulance Calls	19	18	Drug Abuse	24	28	
		Deaths	5	6	Gambling	0	0	
		Missing Persons	3	2	Family Offenses	46	37	
		Suicides	0	0	DUI	2	2	
		Suspicious Activity	21	17	Liquor Laws	0	0	
		Traffic Accidents	25	25	Drunkenness	3	3	
		All Other	137	139	Disorderly Conduct	5	7	
		NON-UCR TOTALS	210	207	All Other Offenses	91	93	
TOTALS		COMPSTAT OFFENSES	220	121	Curfew/Loitering	0	0	
		EXTENDED COMPSTAT OFFENSES	314	249	Runaway	5	0	
		NON-UCR OFFENSES	210	207	EXTENDED COMPSTAT TOTALS	314	249	
		TOTAL	744	577				

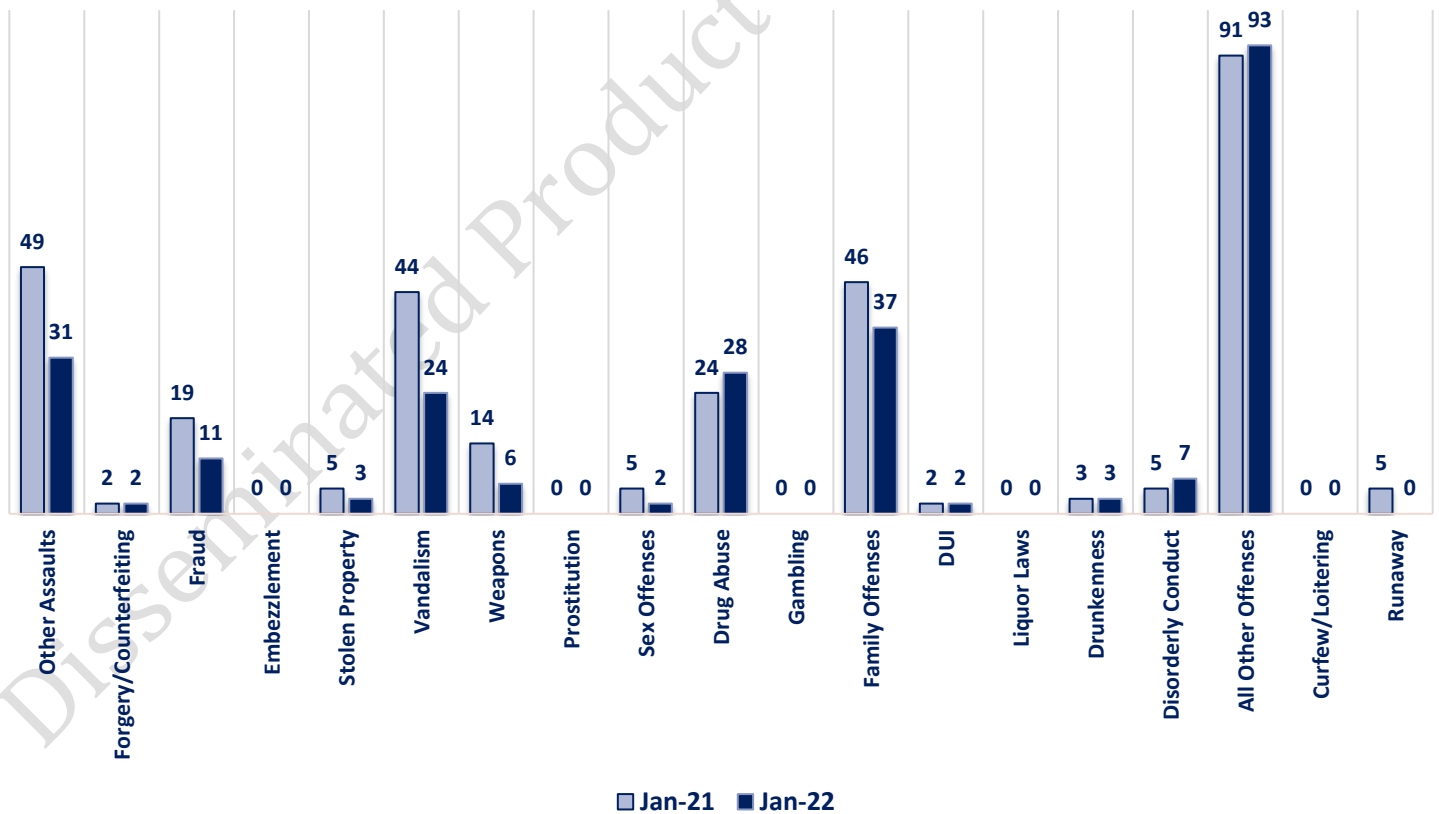
**JANUARY 2022 - COMPSTAT AND EXTENDED COMPSTAT  
OFFENSE PERCENTAGES**



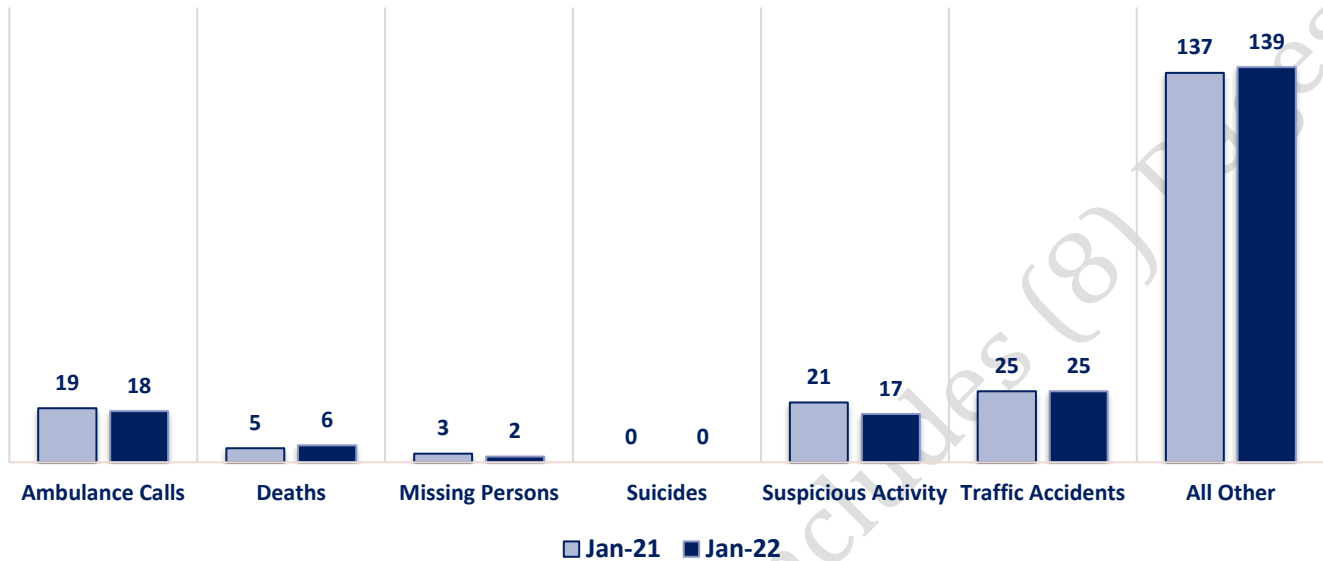
### CompStat Offenses



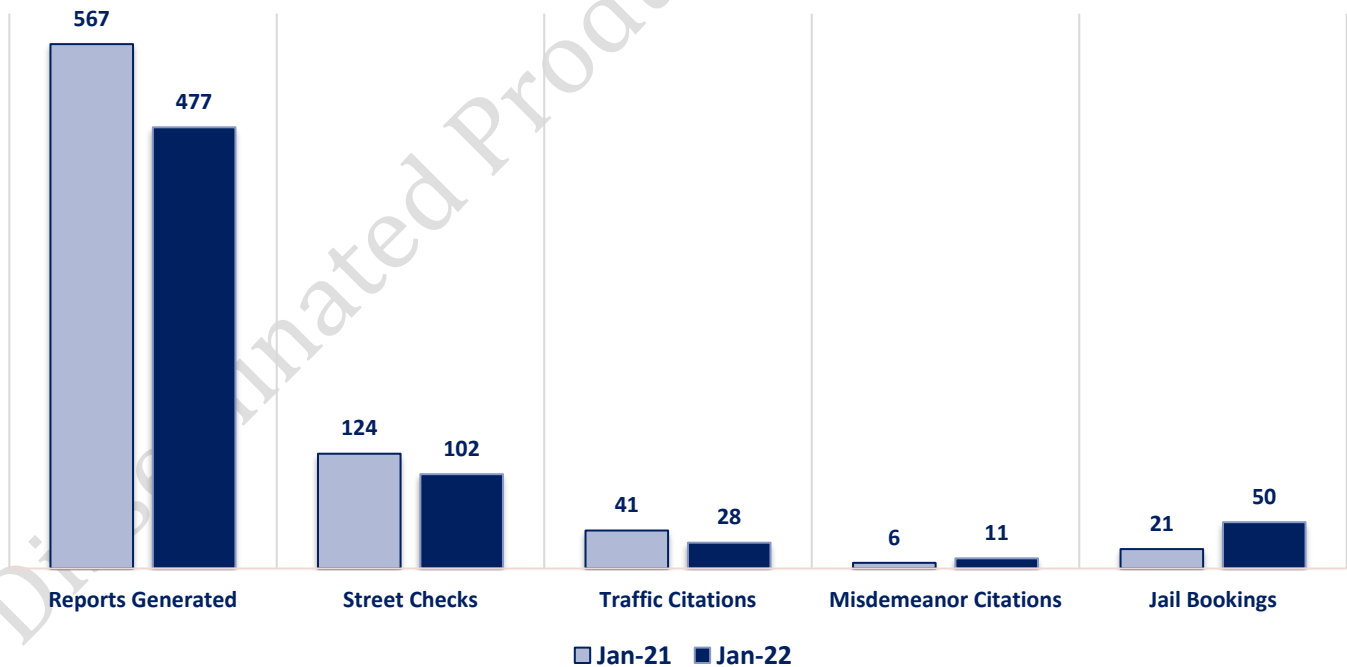
### Extended CompStat Offenses



### Non-UCR Offenses

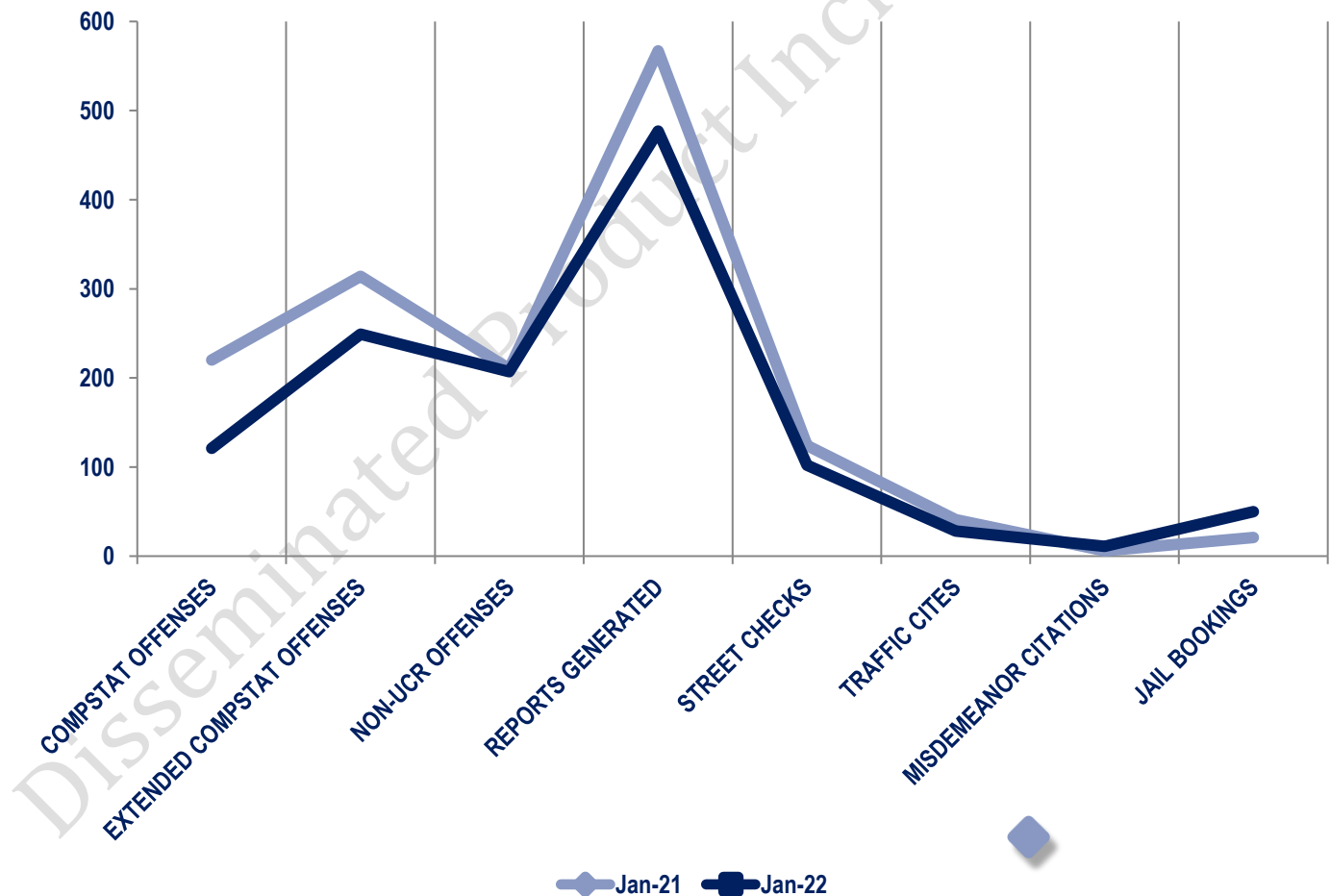


### Other Event Totals



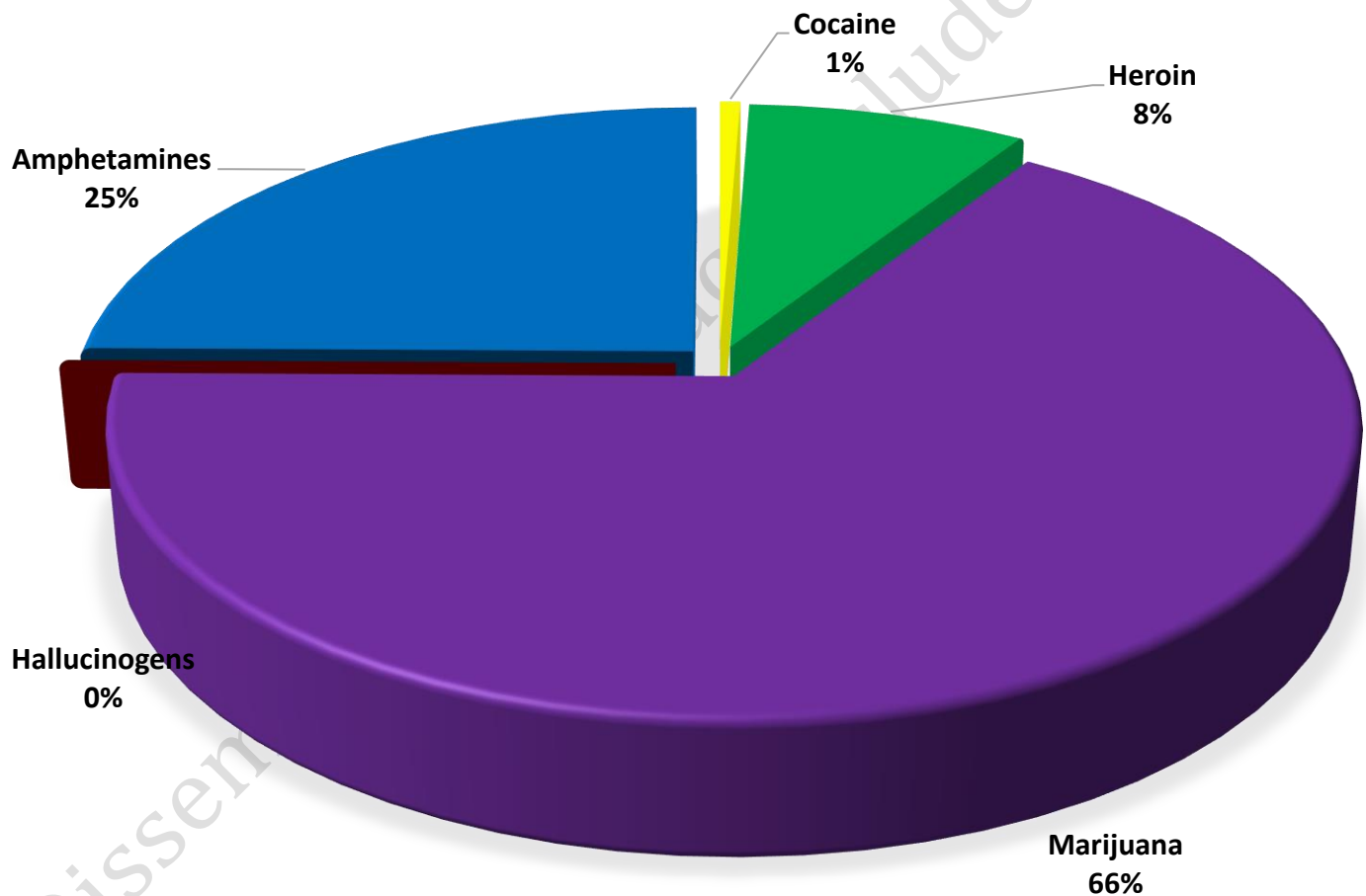
### Combined Offense/Event Trends

	JAN 2021	JAN 2022
<b>CompStat Offenses</b>	220	121
<b>Extended CompStat Offenses</b>	314	249
<b>Non-UCR Offenses</b>	210	207
<b>Reports Generated</b>	567	477
<b>Street Checks</b>	124	102
<b>Traffic Cites</b>	41	28
<b>Misdemeanor Citations</b>	6	11
<b>Jail Bookings</b>	21	50

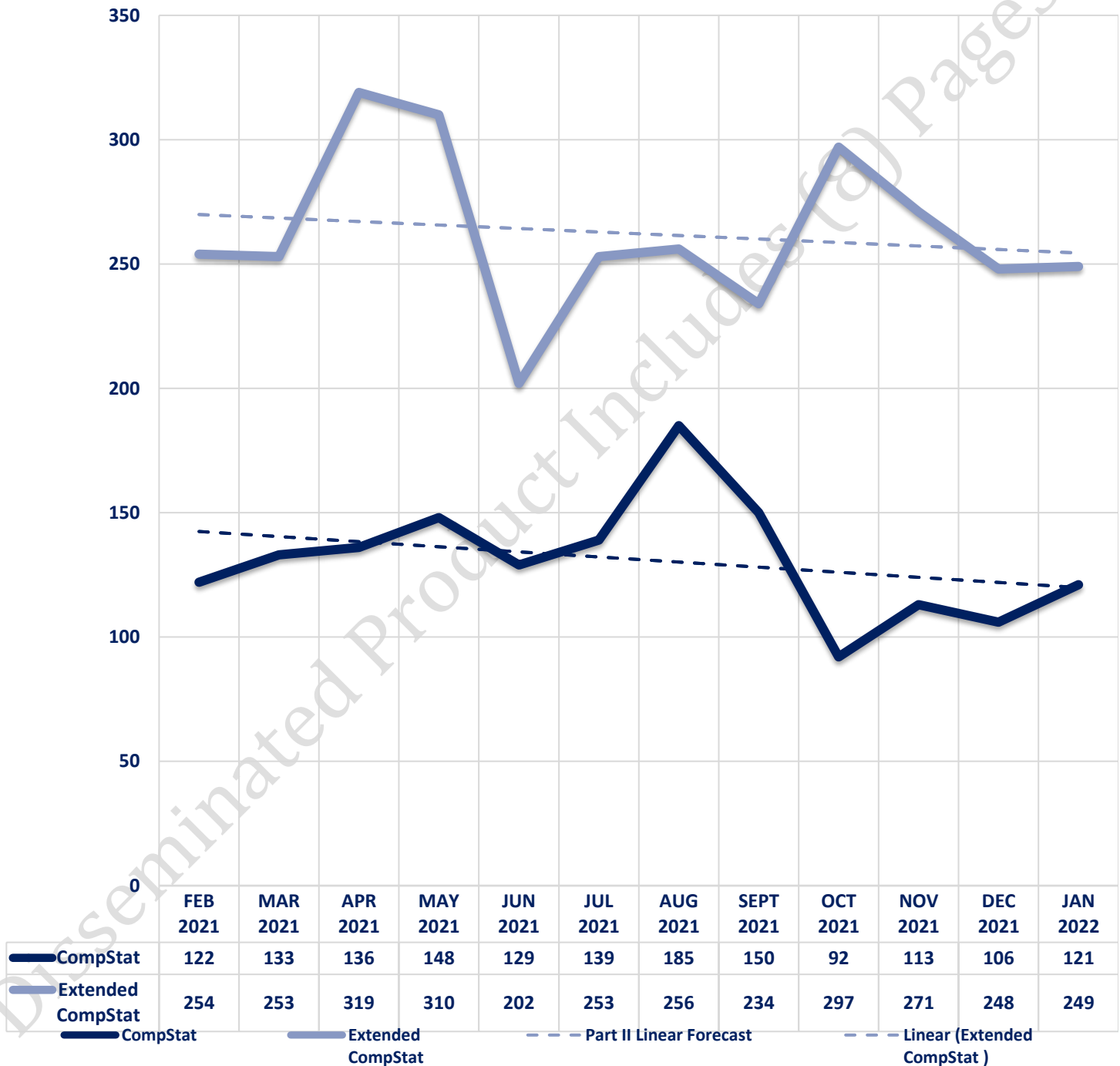


### Seized Drugs

TYPE	DOSES	STREET VALUE
Cocaine	3.0	\$ 30.00
Heroin	41.0	\$ 410.00
Marijuana	319.6	\$ 1,917.49
Hallucinogens	0.0	\$ -
Amphetamines	120.0	\$ 1,200.10
<b>TOTAL</b>	<b>483.6</b>	<b>\$ 3,557.59</b>



### CompStat & Extended CompStat Offenses - One Year







## CITY COUNCIL DISTRICT #1

### MONTHLY OFFENSE SUMMARY

**February 2022**

These figures represent preliminary counts of original Police Incident Reports and include all offenses within the above listed City Council District only. Full statistical analysis to determine the confidence level of this data has not been performed. The results contained herein are approximate in relation to the listed area and may not fully coincide with data shown in other areas of SLCPD's Crime Statistics page such as Calls for Service, Crimes Trending, and Crime Reports due to and reflective of departmental procedures that were in place at the time the event occurred and the date this data was compiled. Results displayed are not distinguished as attempted or completed crimes, do not include other calls for police service, and only represent police service where a report was made. Police Incident Reports are classified by primary offense categories as defined by the Uniform Crime Reporting (UCR) system, however for this report all offenses are included, and each incident may have more than one offense listed on it. In cases where there is more than one offense listed, all offenses are counted individually. Although every reasonable verification effort is made, the accuracy of any data is subject to the constraints of the report generation process as well as the manner, format, and point in time of any query.

#### **COMPSTAT OFFENSES:** (Part I)

Chosen by the FBI as Part I Offenses because they are serious crimes that occur with regularity in all areas of the country and are likely to be reported to Police.

#### **EXTENDED COMPSTAT OFFENSES:** (Part II)

All other crimes other than the eight CompStat Offenses. The Uniform Crime Reporting Program gathers only arrest data for these offenses, however, SLCPD results displayed in this document display all of these, regardless of the presence of arrest data.

#### **ALL OTHER OFFENSES:**

Under the Extended CompStat Offense section, 'All Other Offenses' include Peeping Tom, Trespass, Kidnap/Abduction, Pornography, Extortion/Blackmail, Bribery, Warrants, Sexual Offenses, Obstruction, Public Peace, and Hit & Run.

#### **NON-UCR OFFENSES:**

Non-UCR Offenses include reports for all other offenses not classified as a CompStat or Extended CompStat Offense. Results displayed separate some of these offenses such as Ambulance Calls, Deaths, Missing Persons, Suicides, Suspicious Activity, and Traffic Accidents.

#### **ALL OTHER NON-UCR:**

Under the Non-UCR category, 'All Other' include the remainder of offenses not classified as CompStat or CompStat Extended and not separated from the Non-UCR Offenses. These include things such as Loud Parties, Barking Dogs, Mentally Ill Subjects, Citizen Assistance, etc.

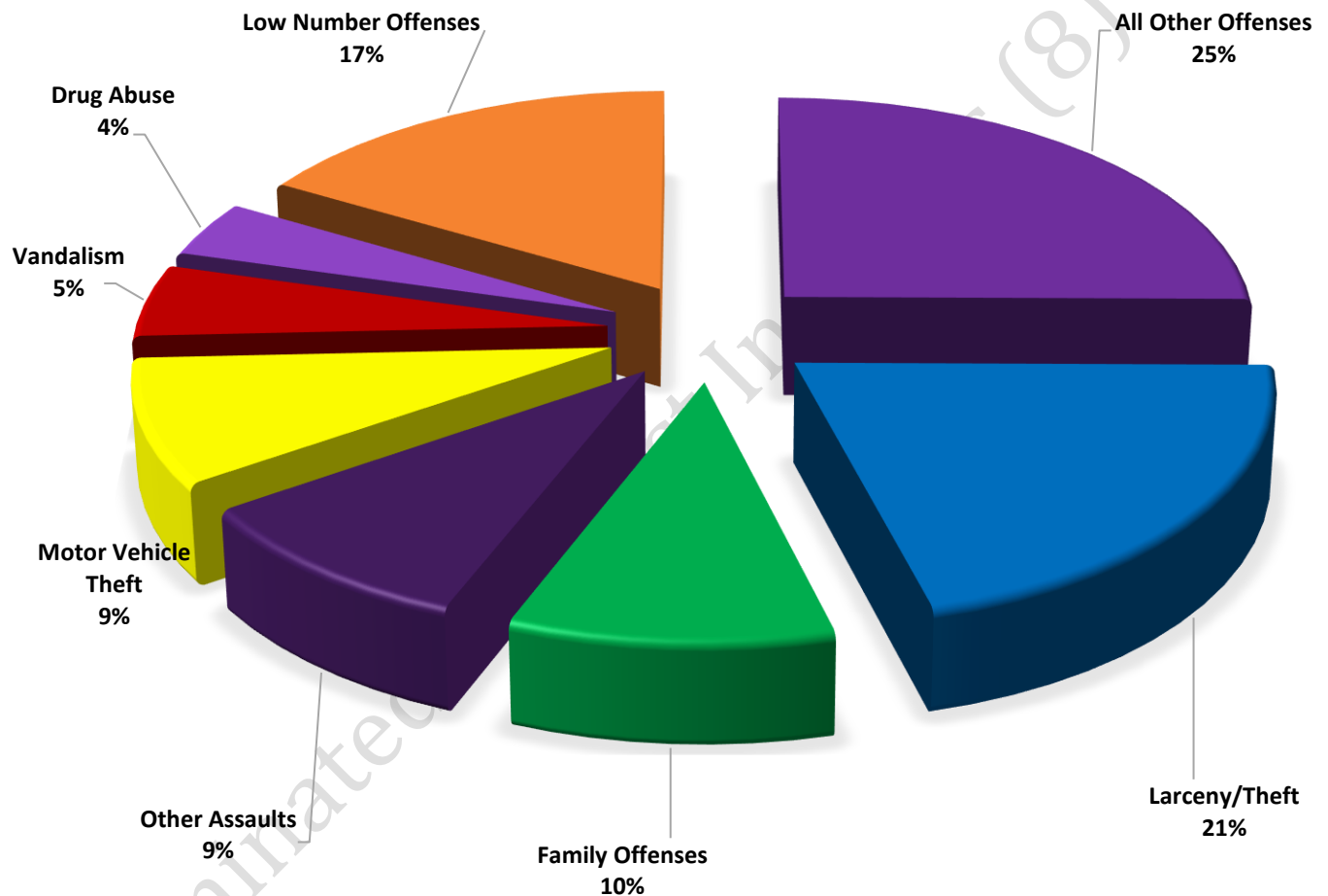
#### **LOW NUMBER OFFENSES:**

On page two, in the interest of space and allowing for easier viewing, the category titled 'Low Number Offenses' include CompStat and Extended CompStat Offenses from page one that have totals under the amount of 12.

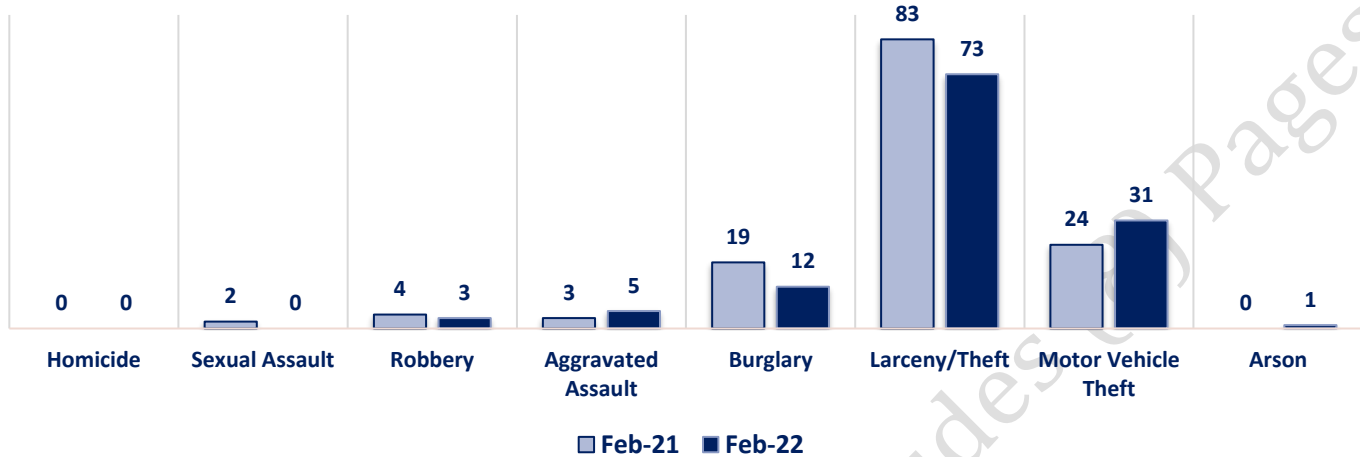
## Offenses

COMPSTAT OFFENSES	VIOLENT	Offense	Feb-21	Feb-22	EXTENDED COMPSTAT OFFENSES
		Homicide	0	0	
		Sexual Assault	2	0	
		Robbery	4	3	
		Aggravated Assault	3	5	
		Burglary	19	12	
		Larceny/Theft	83	73	
		Motor Vehicle Theft	24	31	
		Arson	0	1	
NON-UCR OFFENSES	PROPERTY	COMPSTAT TOTALS	135	125	EXTENDED COMPSTAT OFFENSES
		Ambulance Calls	14	16	
		Deaths	2	3	
		Missing Persons	4	5	
		Suicides	0	0	
		Suspicious Activity	16	13	
		Traffic Accidents	31	28	
		All Other	120	114	
		NON-UCR TOTALS	187	179	
TOTALS		COMPSTAT OFFENSES	135	125	EXTENDED COMPSTAT OFFENSES
		EXTENDED COMPSTAT OFFENSES	276	225	
		NON-UCR OFFENSES	187	179	
		TOTAL	598	529	
		OFFENSE	Feb-21	Feb-22	EXTENDED COMPSTAT OFFENSES
		Other Assaults	44	33	
		Forgery/Counterfeiting	5	4	
		Fraud	18	6	
		Embezzlement	0	0	
		Stolen Property	6	7	
		Vandalism	36	18	
		Weapons	5	5	
		Prostitution	0	0	
		Sex Offenses	2	3	EXTENDED COMPSTAT OFFENSES
		Drug Abuse	28	14	
		Gambling	0	0	
		Family Offenses	33	35	
		DUI	5	4	
		Liquor Laws	1	1	EXTENDED COMPSTAT OFFENSES
		Drunkenness	7	3	
		Disorderly Conduct	5	4	
		All Other Offenses	81	88	
		Curfew/Loitering	0	0	
		Runaway	0	0	EXTENDED COMPSTAT OFFENSES
		EXTENDED COMPSTAT TOTALS	276	225	

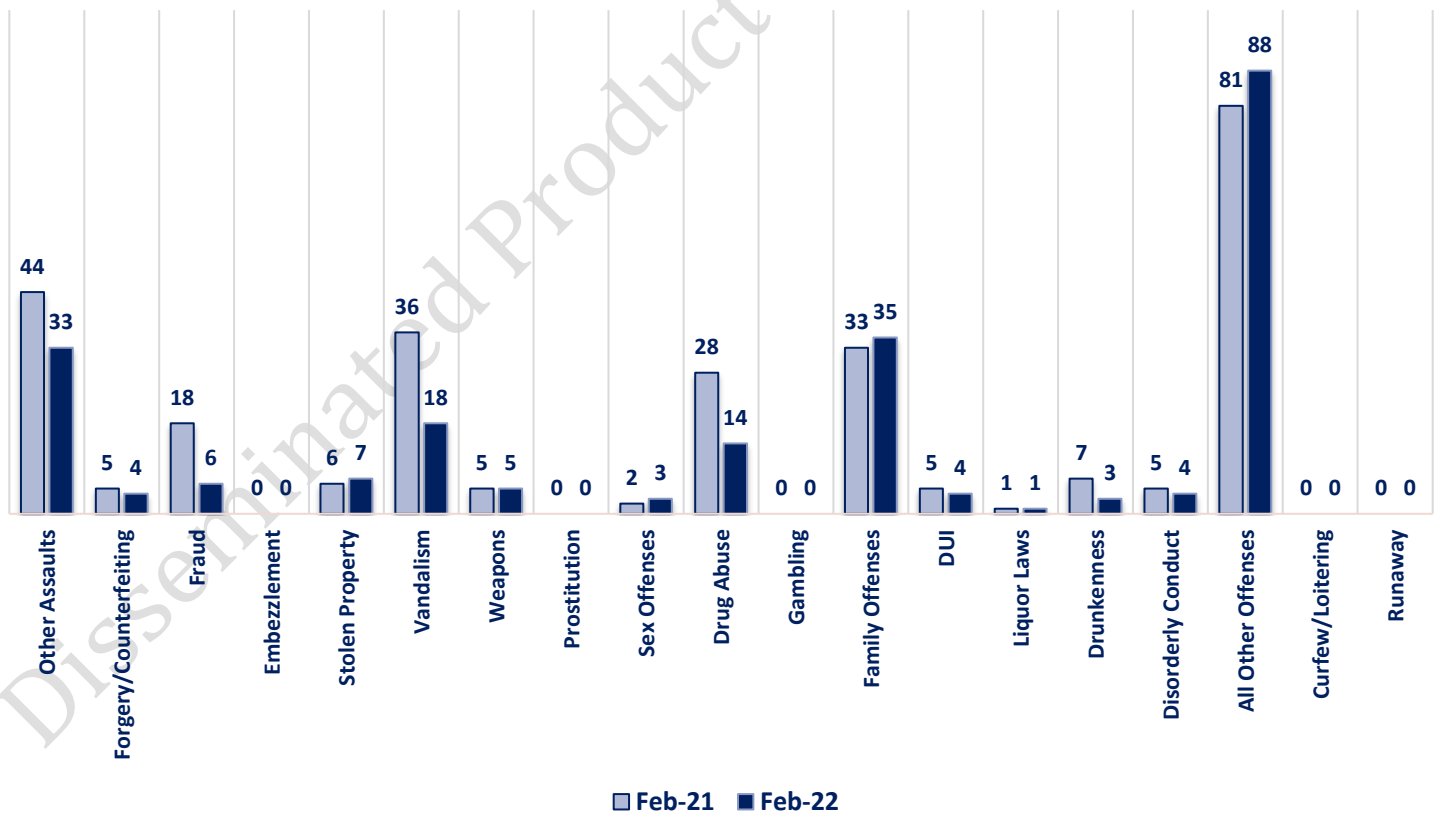
**FEBRUARY 2022 - COMPSTAT AND EXTENDED COMPSTAT  
OFFENSE PERCENTAGES**



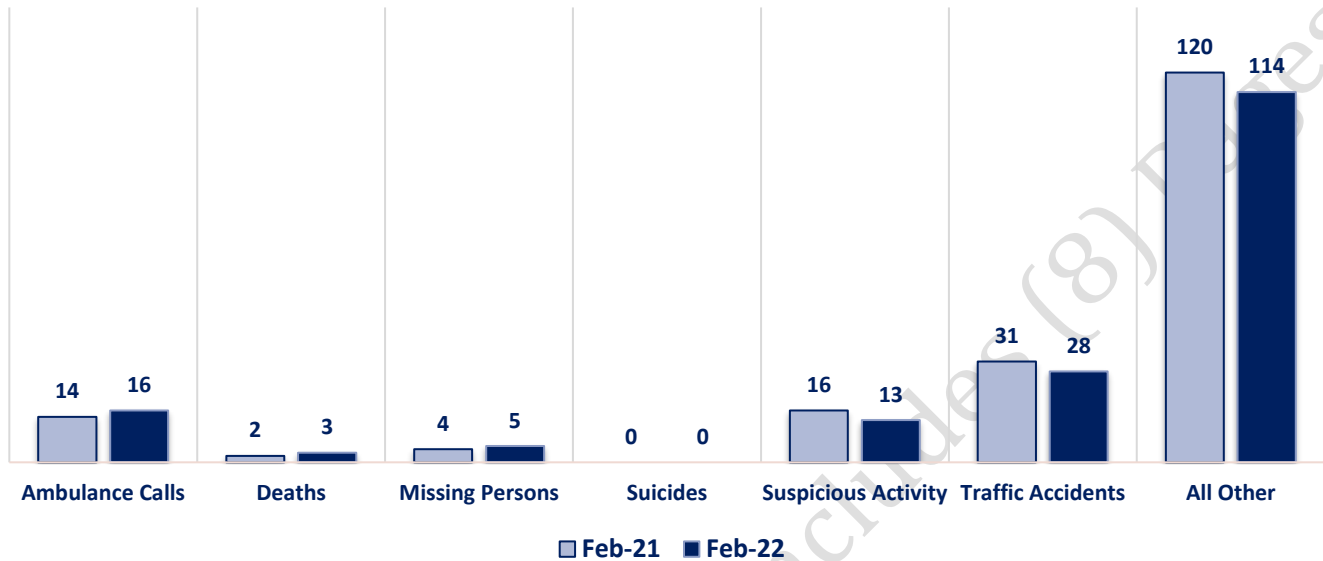
### CompStat Offenses



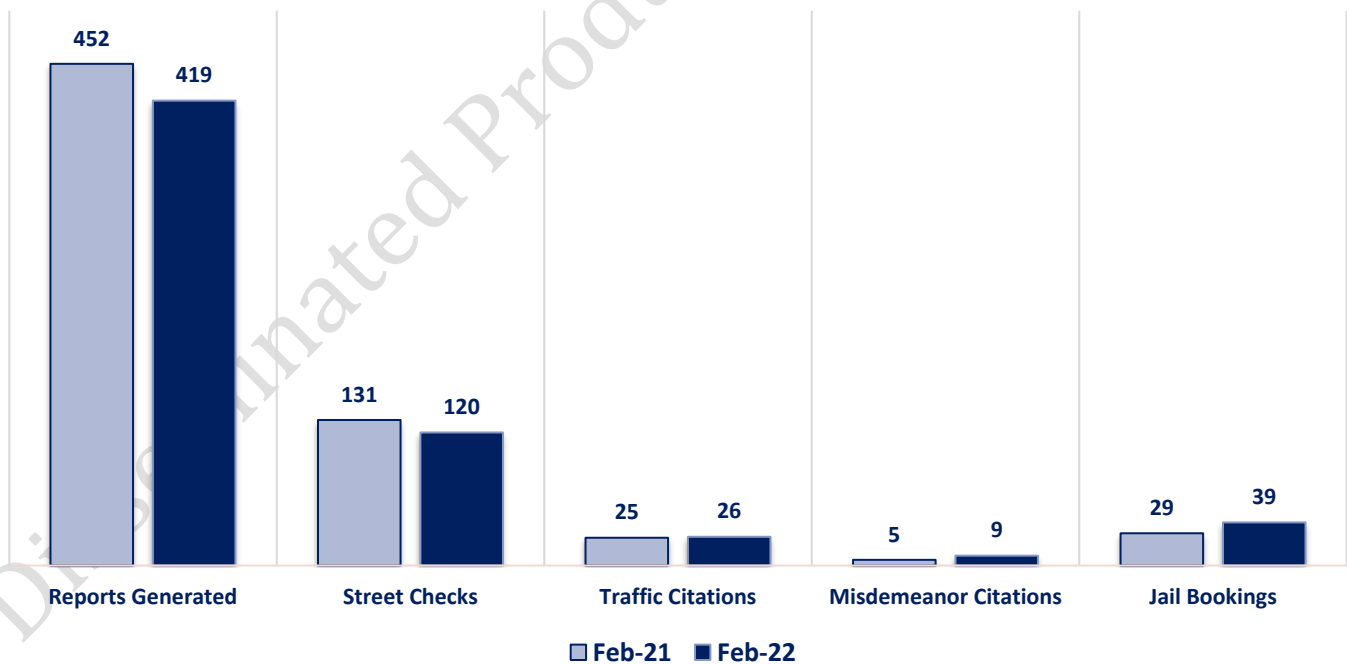
### Extended CompStat Offenses



### Non-UCR Offenses

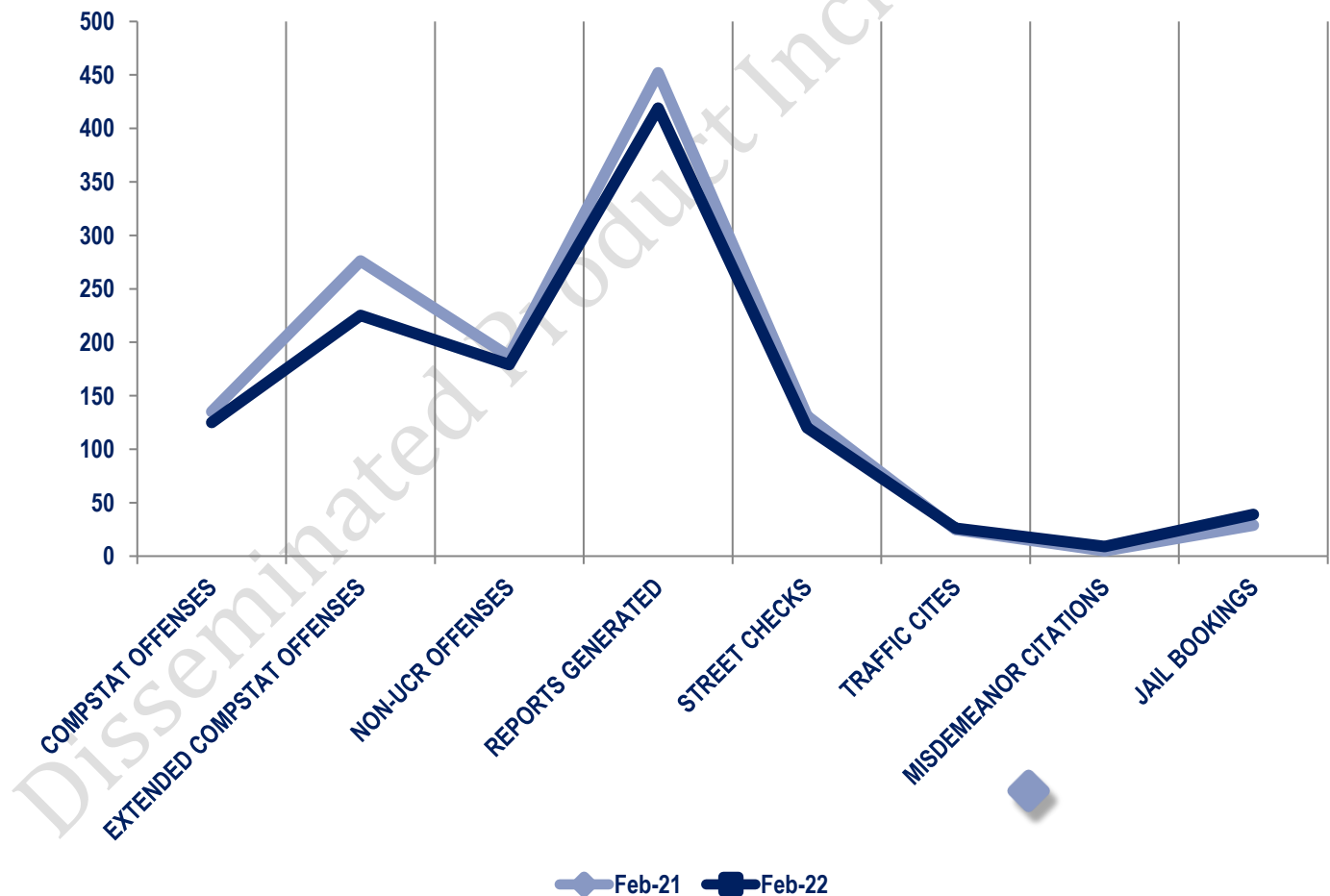


### Other Event Totals



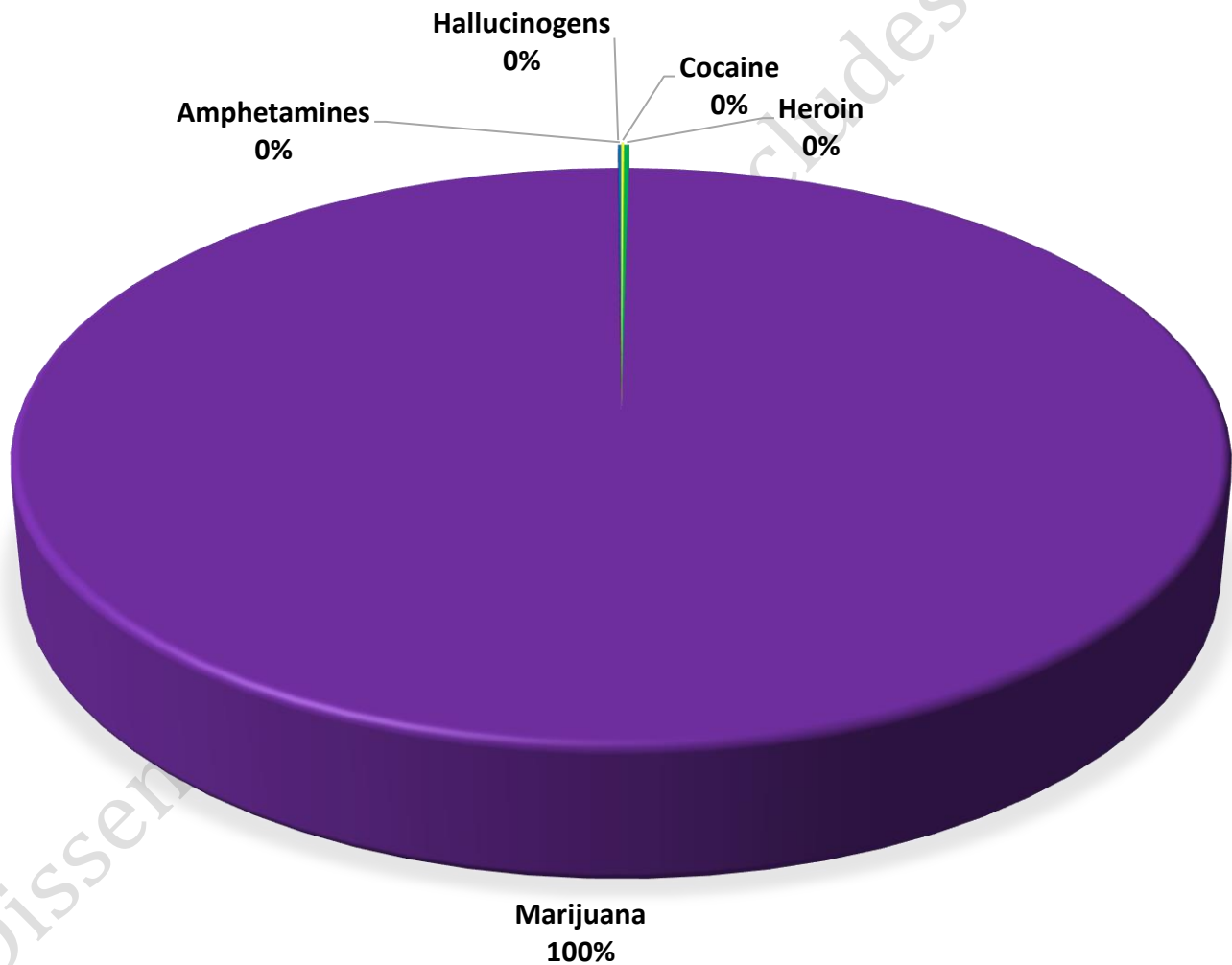
### Combined Offense/Event Trends

	FEB 2021	FEB 2022
<b>CompStat Offenses</b>	135	125
<b>Extended CompStat Offenses</b>	276	225
<b>Non-UCR Offenses</b>	187	179
<b>Reports Generated</b>	452	419
<b>Street Checks</b>	131	120
<b>Traffic Cites</b>	25	26
<b>Misdemeanor Citations</b>	5	9
<b>Jail Bookings</b>	29	39

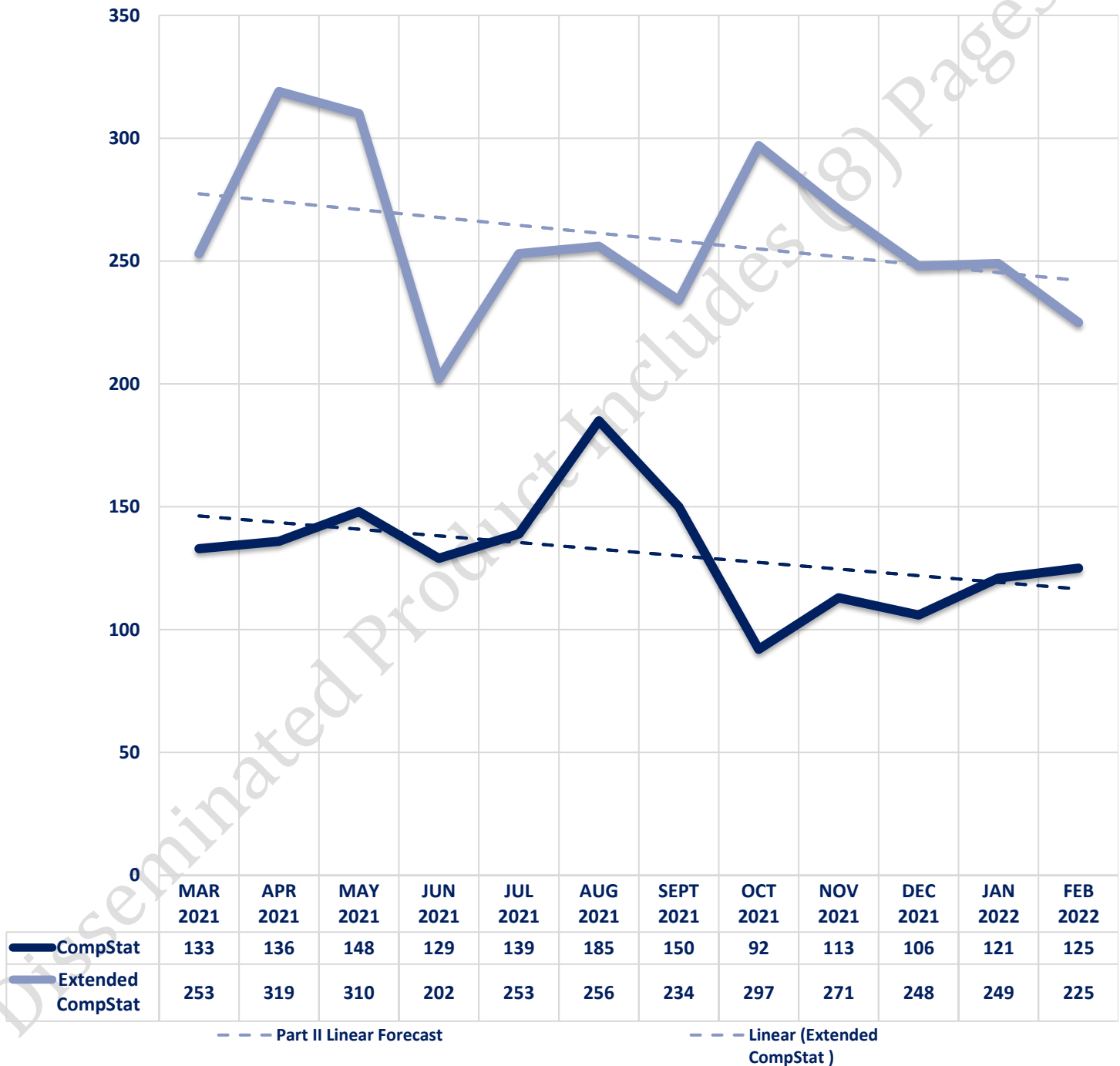


## Seized Drugs

TYPE	DOSES	STREET VALUE
Cocaine	134.0	\$ 1,340.00
Heroin	90.0	\$ 900.00
Marijuana	124241.7	\$ 745,449.92
Hallucinogens	28.2	\$ 56.44
Amphetamines	27.0	\$ 270.00
<b>TOTAL</b>	<b>124520.9</b>	<b>\$ 748,016.36</b>



## CompStat & Extended CompStat Offenses - One Year







## CITY COUNCIL DISTRICT #1

### MONTHLY OFFENSE SUMMARY

March 2022

These figures represent preliminary counts of original Police Incident Reports and include all offenses within the above listed City Council District only. Full statistical analysis to determine the confidence level of this data has not been performed. The results contained herein are approximate in relation to the listed area and may not fully coincide with data shown in other areas of SLCPD's Crime Statistics page such as Calls for Service, Crimes Trending, and Crime Reports due to and reflective of departmental procedures that were in place at the time the event occurred and the date this data was compiled. Results displayed are not distinguished as attempted or completed crimes, do not include other calls for police service, and only represent police service where a report was made. Police Incident Reports are classified by primary offense categories as defined by the Uniform Crime Reporting (UCR) system, however for this report all offenses are included, and each incident may have more than one offense listed on it. In cases where there is more than one offense listed, all offenses are counted individually. Although every reasonable verification effort is made, the accuracy of any data is subject to the constraints of the report generation process as well as the manner, format, and point in time of any query.

#### COMPSTAT OFFENSES: (Part I)

Chosen by the FBI as Part I Offenses because they are serious crimes that occur with regularity in all areas of the country and are likely to be reported to Police.

#### EXTENDED COMPSTAT OFFENSES: (Part II)

All other crimes other than the eight CompStat Offenses. The Uniform Crime Reporting Program gathers only arrest data for these offenses, however, SLCPD results displayed in this document display all of these, regardless of the presence of arrest data.

#### ALL OTHER OFFENSES:

Under the Extended CompStat Offense section, 'All Other Offenses' include Peeping Tom, Trespass, Kidnap/Abduction, Pornography, Extortion/Blackmail, Bribery, Warrants, Sexual Offenses, Obstruction, Public Peace, and Hit & Run.

#### NON-UCR OFFENSES:

Non-UCR Offenses include reports for all other offenses not classified as a CompStat or Extended CompStat Offense. Results displayed separate some of these offenses such as Ambulance Calls, Deaths, Missing Persons, Suicides, Suspicious Activity, and Traffic Accidents.

#### ALL OTHER NON-UCR:

Under the Non-UCR category, 'All Other' include the remainder of offenses not classified as CompStat or CompStat Extended and not separated from the Non-UCR Offenses. These include things such as Loud Parties, Barking Dogs, Mentally Ill Subjects, Citizen Assistance, etc.

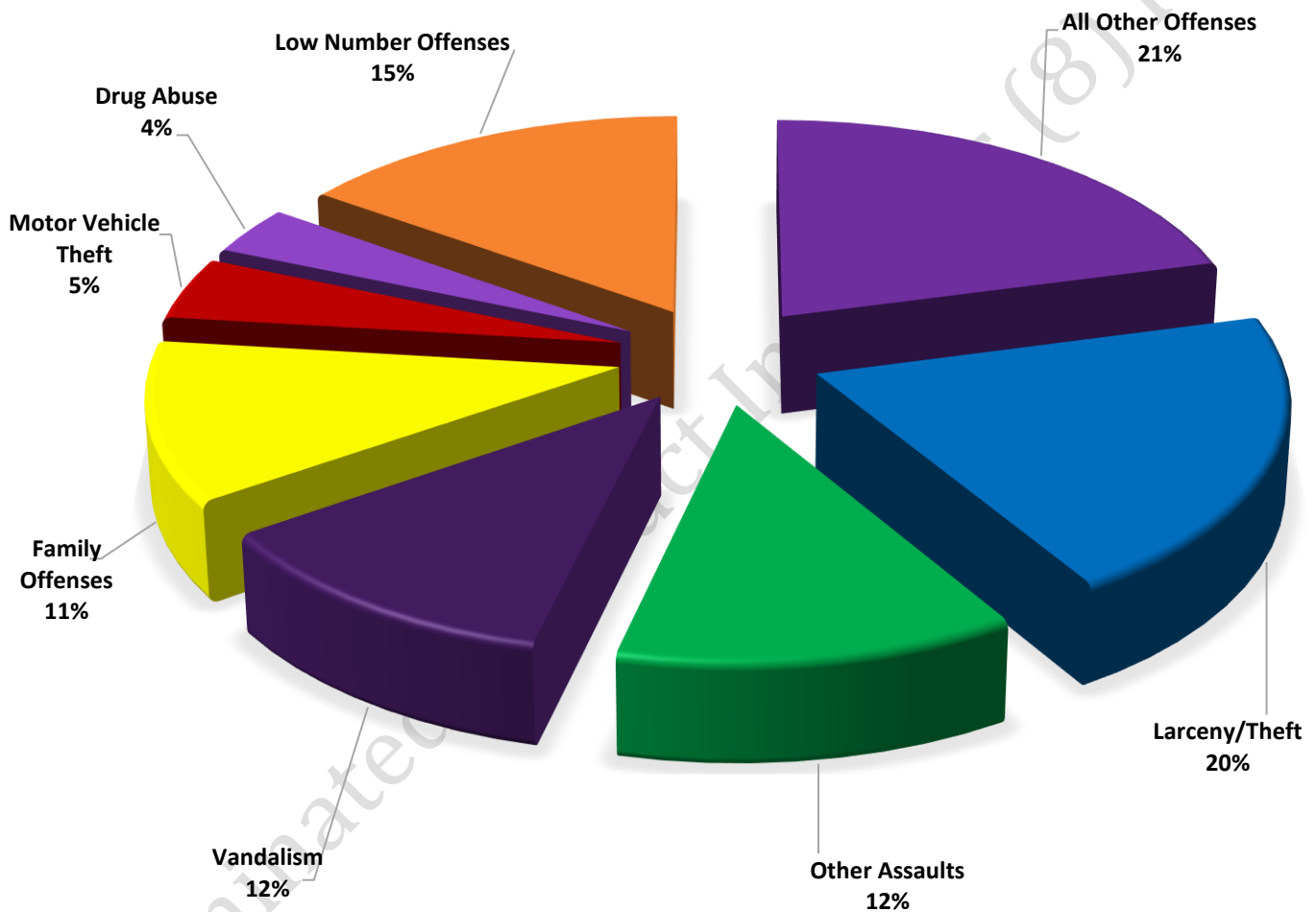
#### LOW NUMBER OFFENSES:

On page two, in the interest of space and allowing for easier viewing, the category titled 'Low Number Offenses' include CompStat and Extended CompStat Offenses from page one that have totals under the amount of 13.

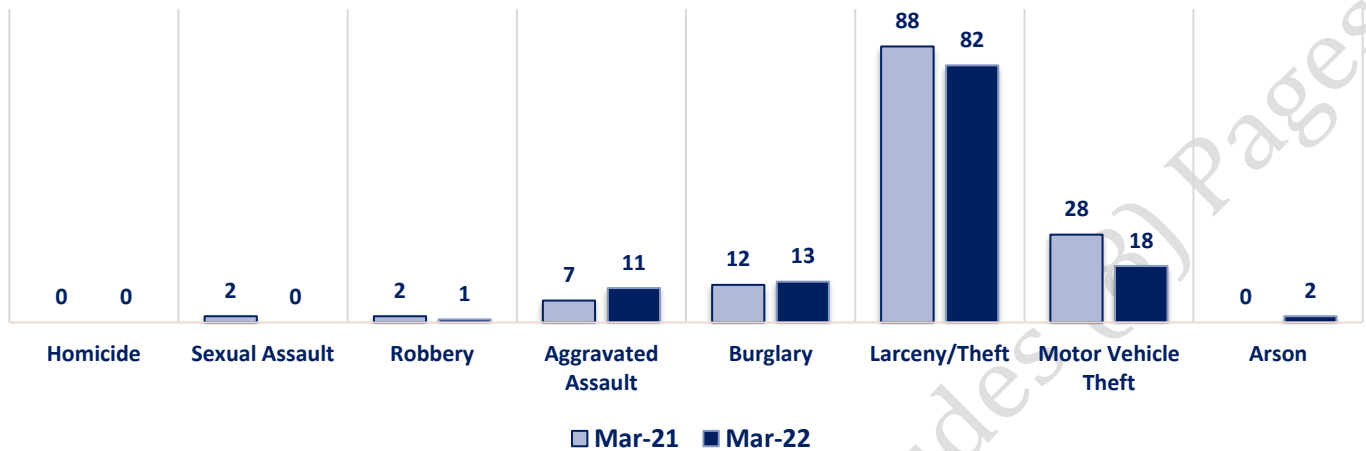
## Offenses

COMPSTAT OFFENSES	VIOLENT	Offense	Mar-21	Mar-22	OFFENSE	Mar-21	Mar-22
		Homicide	0	0	Other Assaults	43	50
		Sexual Assault	2	0	Forgery/Counterfeiting	2	2
		Robbery	2	1	Fraud	13	10
		Aggravated Assault	7	11	Embezzlement	0	0
		Burglary	12	13	Stolen Property	2	4
		Larceny/Theft	88	82	Vandalism	31	47
		Motor Vehicle Theft	28	18	Weapons	6	3
		Arson	0	2	Prostitution	0	1
		COMPSTAT TOTALS	139	127	Sex Offenses	0	3
NON-UCR OFFENSES	Ambulance Calls	17	11	Drug Abuse	26	14	
	Deaths	5	5	Gambling	0	0	
	Missing Persons	4	2	Family Offenses	37	46	
	Suicides	0	0	DUI	5	3	
	Suspicious Activity	14	11	Liquor Laws	0	0	
	Traffic Accidents	20	30	Drunkenness	8	4	
	All Other	135	136	Disorderly Conduct	4	4	
	NON-UCR TOTALS	195	195	All Other Offenses	82	84	
TOTALS	COMPSTAT OFFENSES	139	127	Curfew/Loitering	0	0	
	EXTENDED COMPSTAT OFFENSES	259	275	Runaway	0	0	
	NON-UCR OFFENSES	195	195	EXTENDED COMPSTAT TOTALS	259	275	
	TOTAL	593	597				

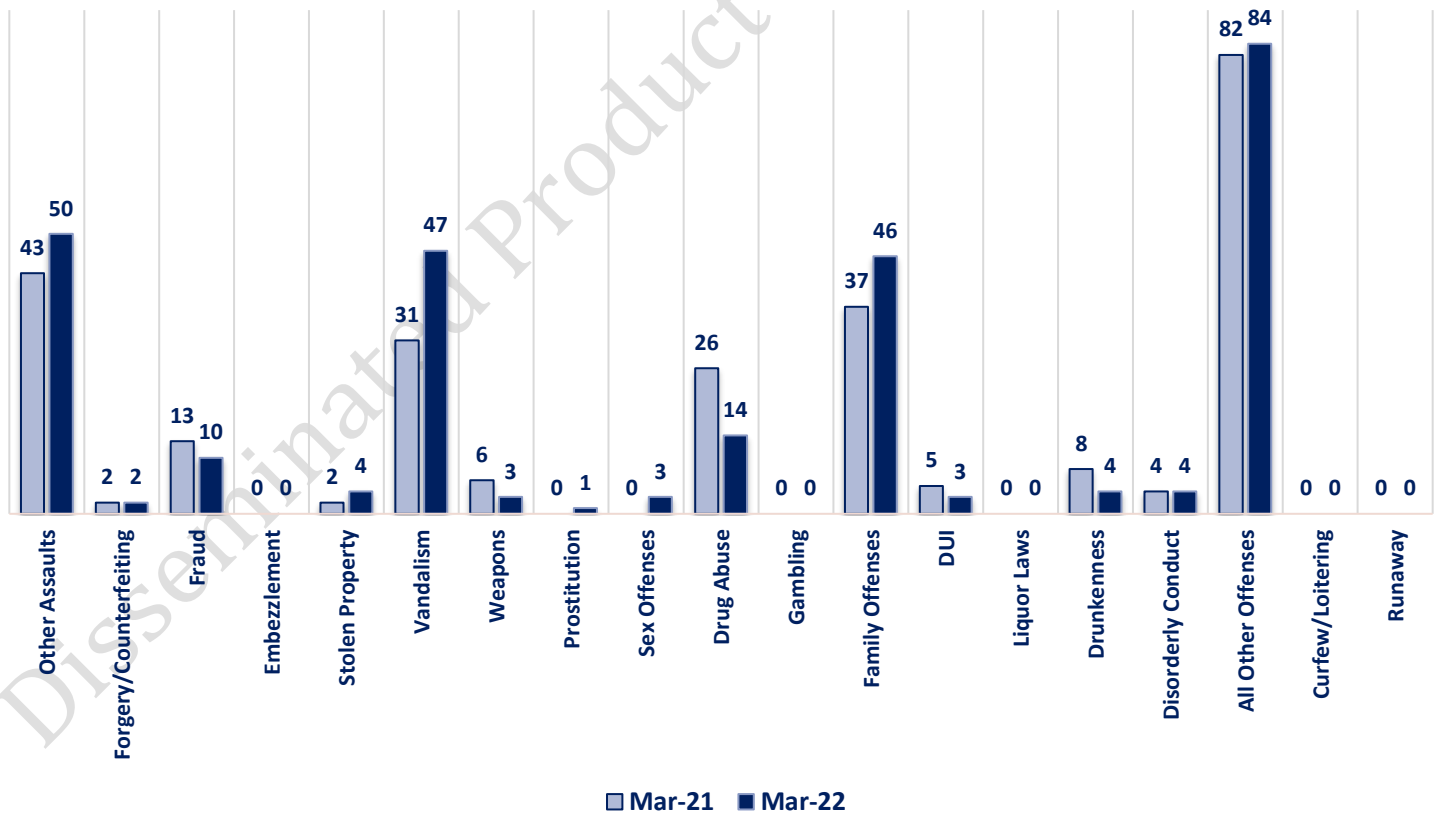
**MARCH 2022 - COMPSTAT AND EXTENDED COMPSTAT  
OFFENSE PERCENTAGES**



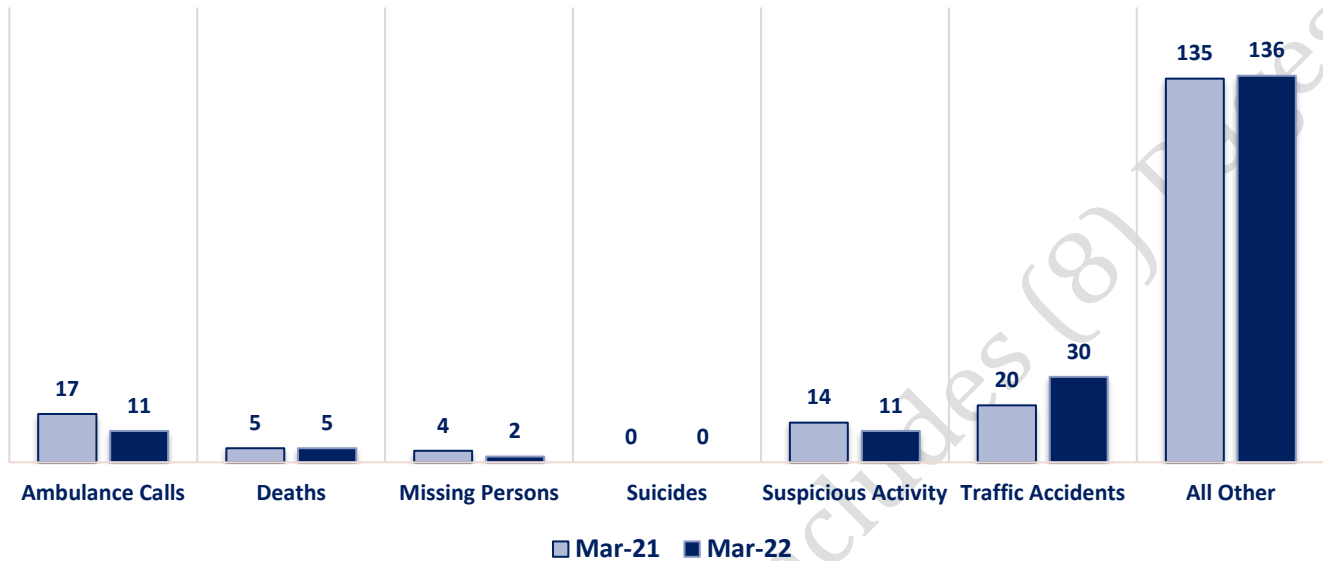
### CompStat Offenses



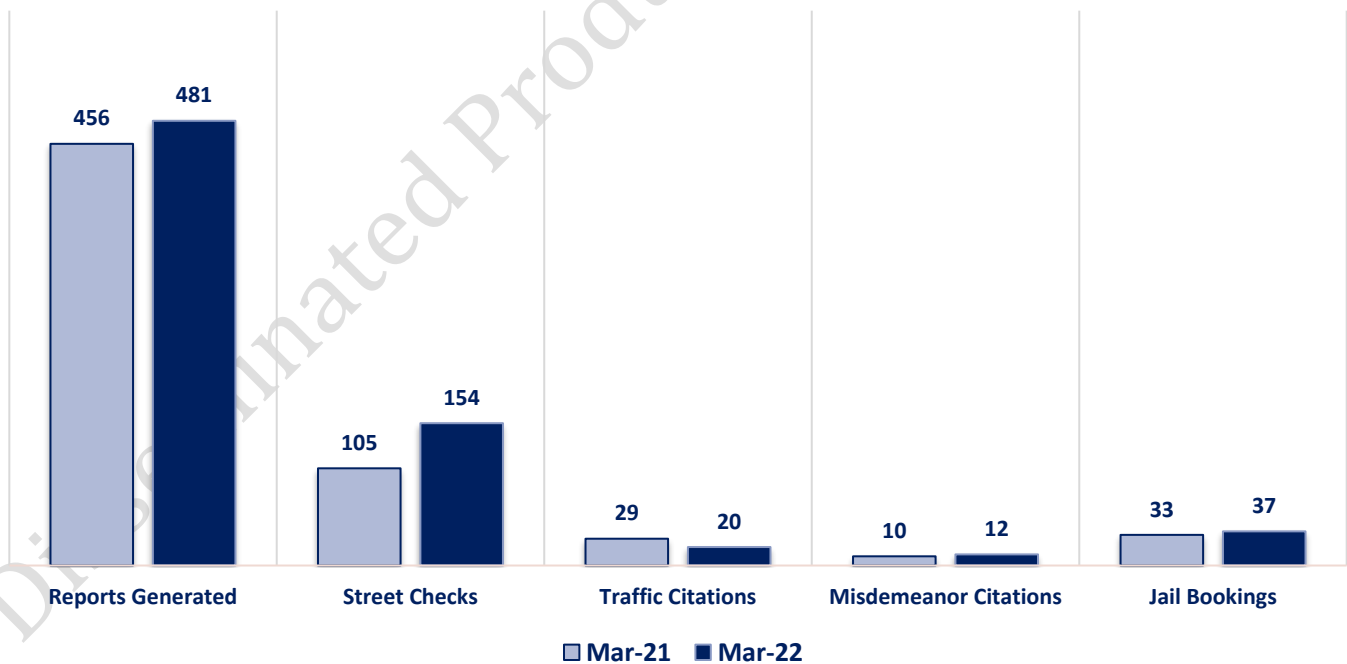
### Extended CompStat Offenses



### Non-UCR Offenses

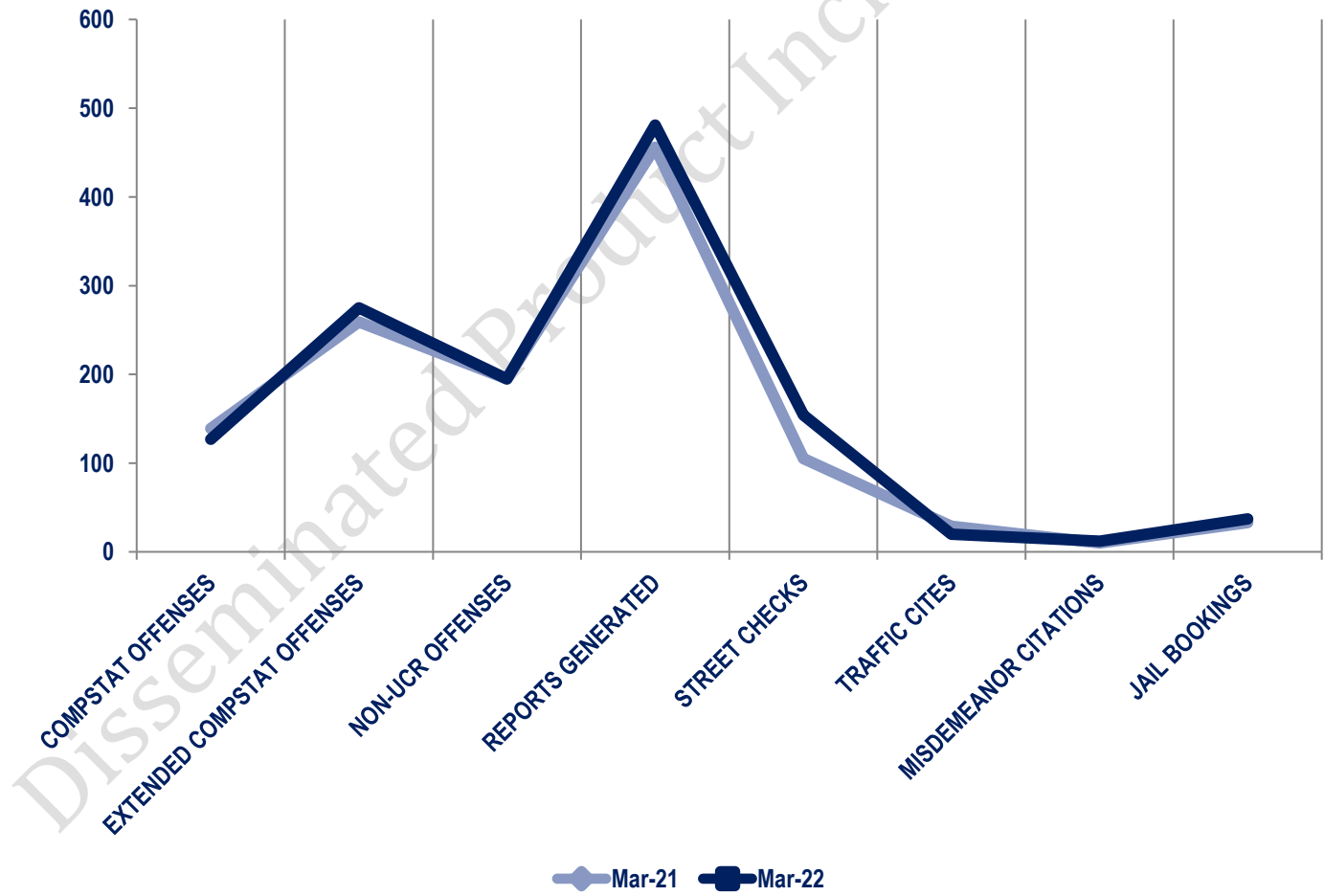


### Other Event Totals



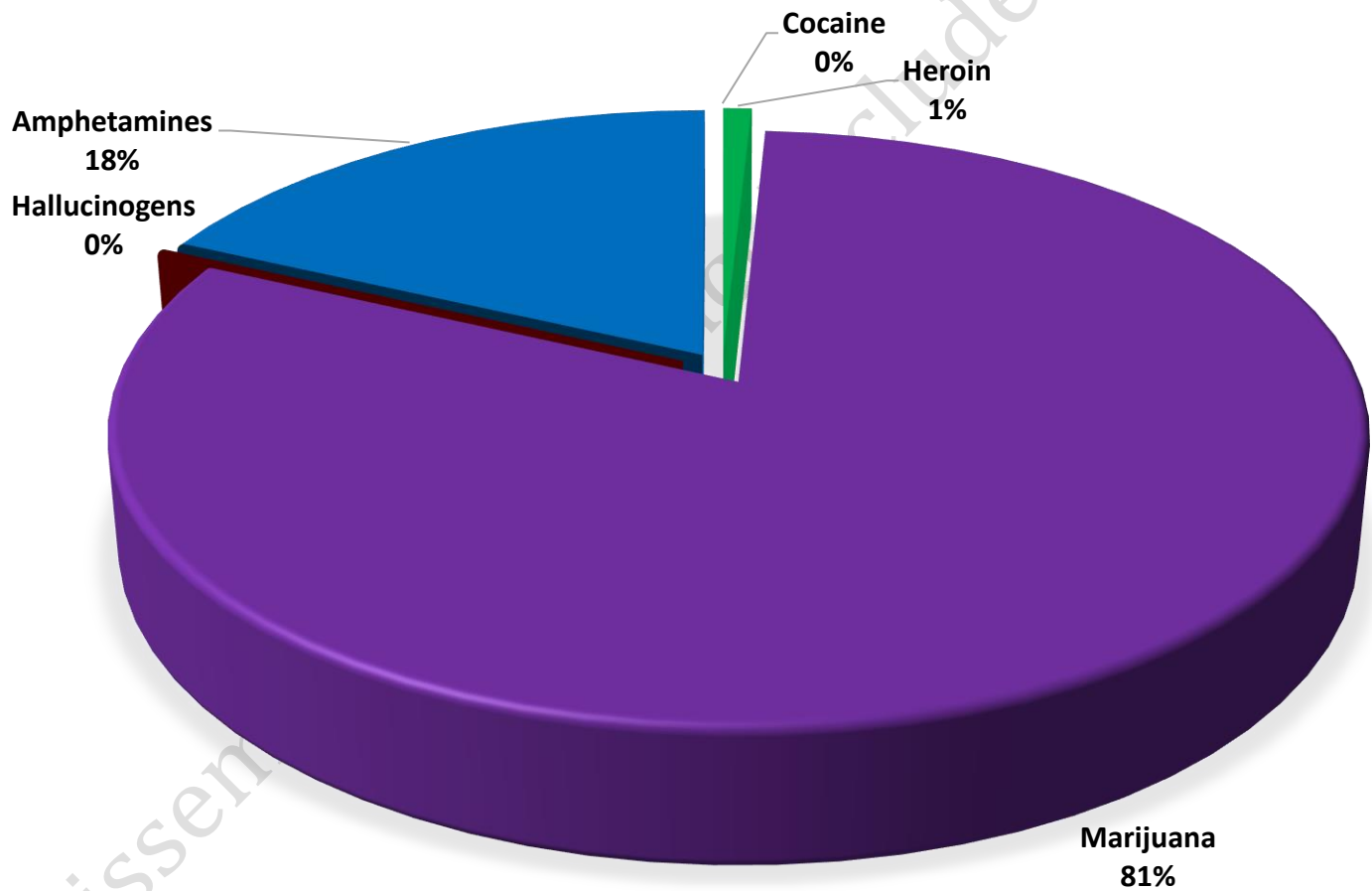
### Combined Offense/Event Trends

	MAR 2021	MAR 2022
<b>CompStat Offenses</b>	139	127
<b>Extended CompStat Offenses</b>	259	275
<b>Non-UCR Offenses</b>	195	195
<b>Reports Generated</b>	456	481
<b>Street Checks</b>	105	154
<b>Traffic Cites</b>	29	20
<b>Misdemeanor Citations</b>	10	12
<b>Jail Bookings</b>	33	37

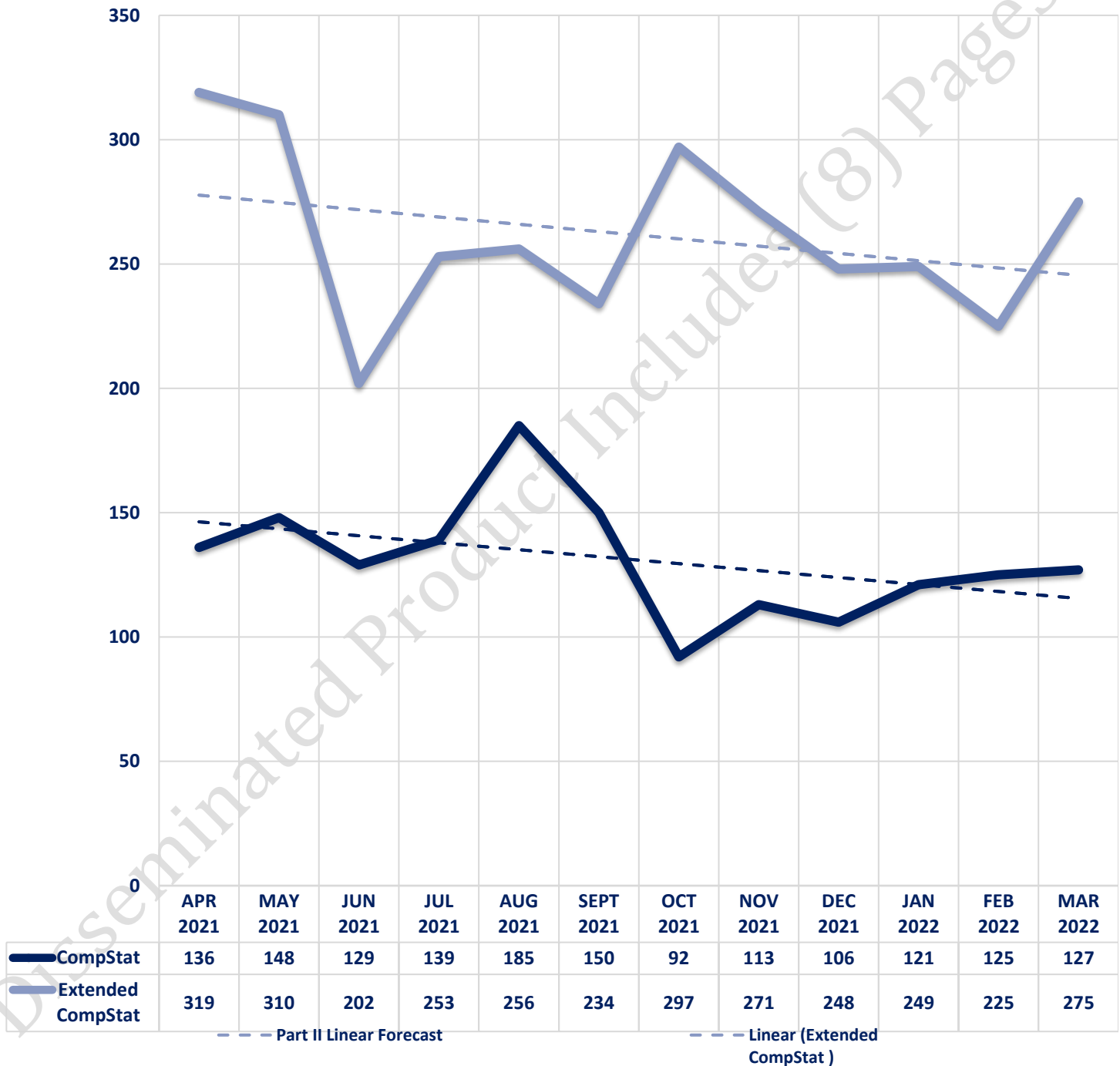


### Seized Drugs

TYPE	DOSES	STREET VALUE
Cocaine	0.0	\$ -
Heroin	11.0	\$ 110.00
Marijuana	1038.4	\$ 6,230.34
Hallucinogens	0.0	\$ -
Amphetamines	232.0	\$ 2,320.00
<b>TOTAL</b>	<b>1281.4</b>	<b>\$ 8,660.34</b>



### CompStat & Extended CompStat Offenses - One Year







## CITY COUNCIL DISTRICT #1

### MONTHLY OFFENSE SUMMARY

**April 2022**

These figures represent preliminary counts of original Police Incident Reports and include all offenses within the above listed City Council District only. Full statistical analysis to determine the confidence level of this data has not been performed. The results contained herein are approximate in relation to the listed area and may not fully coincide with data shown in other areas of SLCPD's Crime Statistics page such as Calls for Service, Crimes Trending, and Crime Reports due to and reflective of departmental procedures that were in place at the time the event occurred and the date this data was compiled. Results displayed are not distinguished as attempted or completed crimes, do not include other calls for police service, and only represent police service where a report was made. Police Incident Reports are classified by primary offense categories as defined by the Uniform Crime Reporting (UCR) system, however for this report all offenses are included, and each incident may have more than one offense listed on it. In cases where there is more than one offense listed, all offenses are counted individually. Although every reasonable verification effort is made, the accuracy of any data is subject to the constraints of the report generation process as well as the manner, format, and point in time of any query.

#### **COMPSTAT OFFENSES:** (Part I)

Chosen by the FBI as Part I Offenses because they are serious crimes that occur with regularity in all areas of the country and are likely to be reported to Police.

#### **EXTENDED COMPSTAT OFFENSES:** (Part II)

All other crimes other than the eight CompStat Offenses. The Uniform Crime Reporting Program gathers only arrest data for these offenses, however, SLCPD results displayed in this document display all of these, regardless of the presence of arrest data.

#### **ALL OTHER OFFENSES:**

Under the Extended CompStat Offense section, 'All Other Offenses' include Peeping Tom, Trespass, Kidnap/Abduction, Pornography, Extortion/Blackmail, Bribery, Warrants, Sexual Offenses, Obstruction, Public Peace, and Hit & Run.

#### **NON-UCR OFFENSES:**

Non-UCR Offenses include reports for all other offenses not classified as a CompStat or Extended CompStat Offense. Results displayed separate some of these offenses such as Ambulance Calls, Deaths, Missing Persons, Suicides, Suspicious Activity, and Traffic Accidents.

#### **ALL OTHER NON-UCR:**

Under the Non-UCR category, 'All Other' include the remainder of offenses not classified as CompStat or CompStat Extended and not separated from the Non-UCR Offenses. These include things such as Loud Parties, Barking Dogs, Mentally Ill Subjects, Citizen Assistance, etc.

#### **LOW NUMBER OFFENSES:**

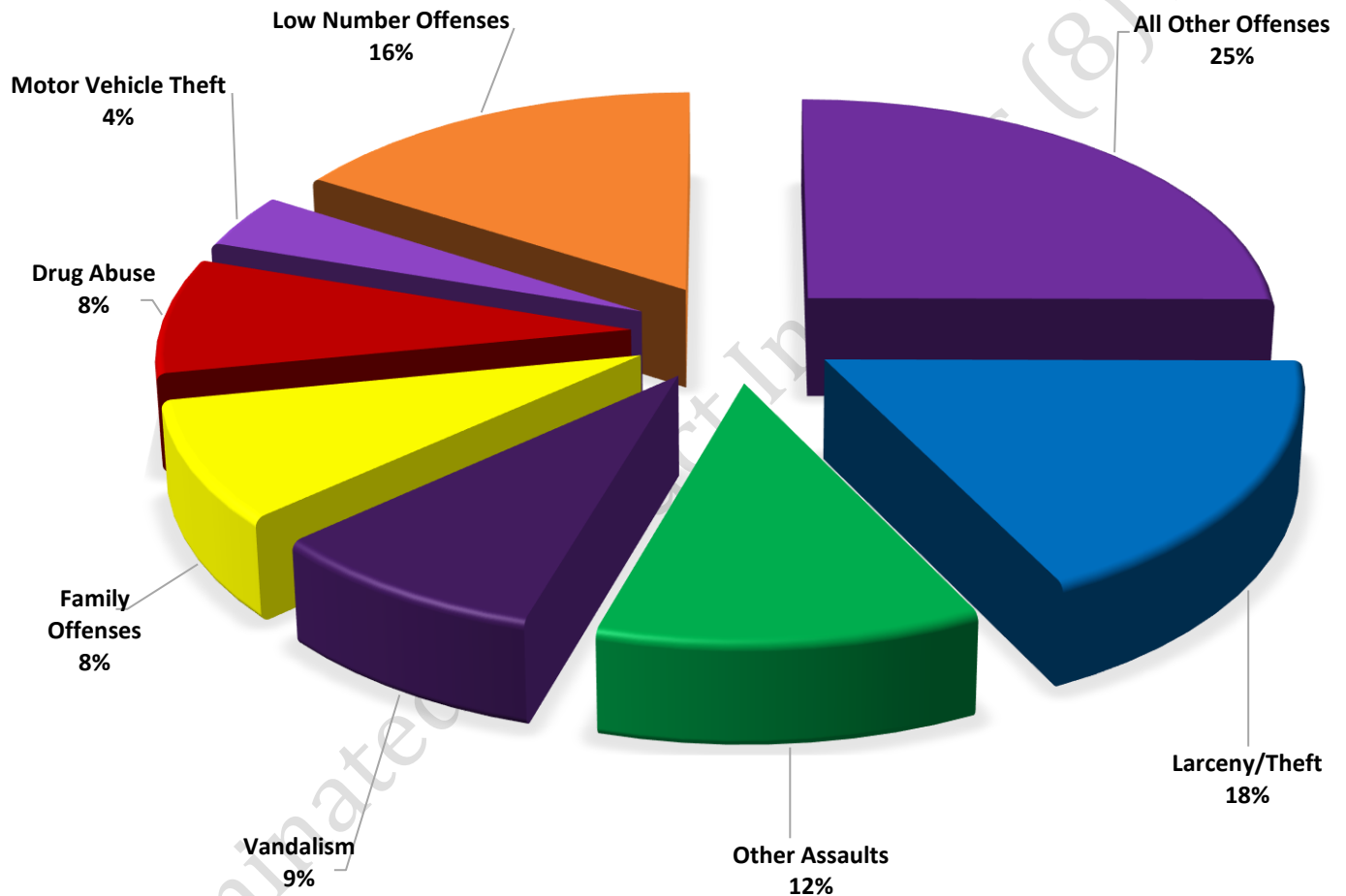
On page two, in the interest of space and allowing for easier viewing, the category titled 'Low Number Offenses' include CompStat and Extended CompStat Offenses from page one that have totals under the amount of 13.

## Offenses

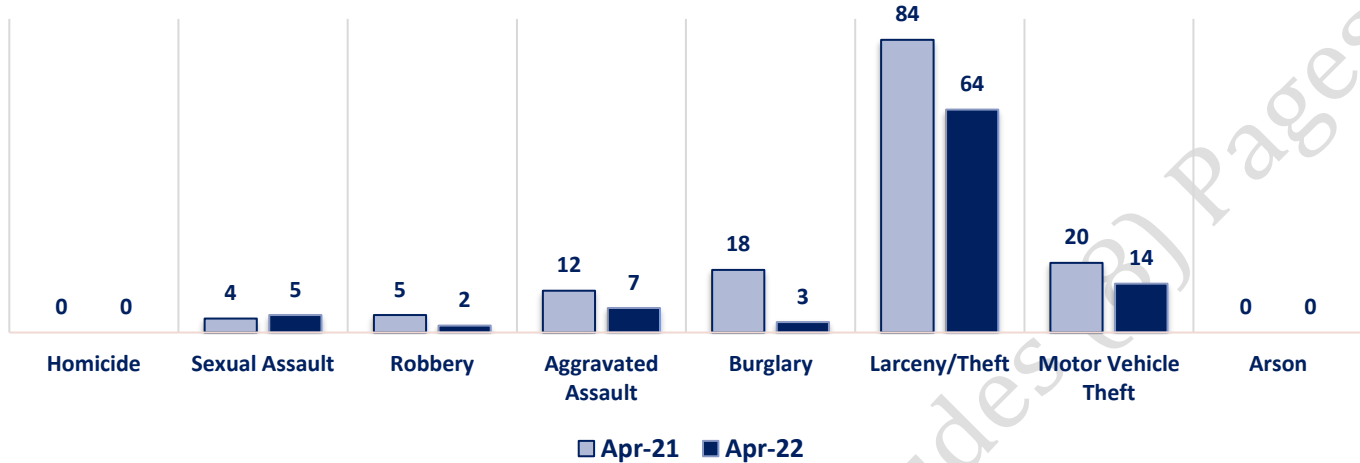
COMPSTAT OFFENSES	VIOLENT	Offense	Apr-21	Apr-22	EXTENDED COMPSTAT OFFENSES
		Homicide	0	0	
		Sexual Assault	4	5	
		Robbery	5	2	
		Aggravated Assault	12	7	
		Burglary	18	3	
		Larceny/Theft	84	64	
		Motor Vehicle Theft	20	14	
		Arson	0	0	
NON-UCR OFFENSES	PROPERTY	COMPSTAT TOTALS	143	95	
		Ambulance Calls	14	13	
		Deaths	2	2	
		Missing Persons	0	6	
		Suicides	0	0	
		Suspicious Activity	19	15	
		Traffic Accidents	36	33	
		All Other	161	139	
		NON-UCR TOTALS	232	208	
TOTALS		COMPSTAT OFFENSES	143	95	
		EXTENDED COMPSTAT OFFENSES	332	268	
		NON-UCR OFFENSES	232	208	
		TOTAL	707	571	

OFFENSE	Apr-21	Apr-22
Other Assaults	54	43
Forgery/Counterfeiting	5	3
Fraud	13	13
Embezzlement	0	0
Stolen Property	10	2
Vandalism	34	32
Weapons	7	9
Prostitution	0	0
Sex Offenses	4	4
Drug Abuse	32	30
Gambling	0	0
Family Offenses	45	31
DUI	5	4
Liquor Laws	0	1
Drunkenness	8	2
Disorderly Conduct	4	3
All Other Offenses	111	91
Curfew/Loitering	0	0
EXTENDED COMPSTAT TOTALS	332	268

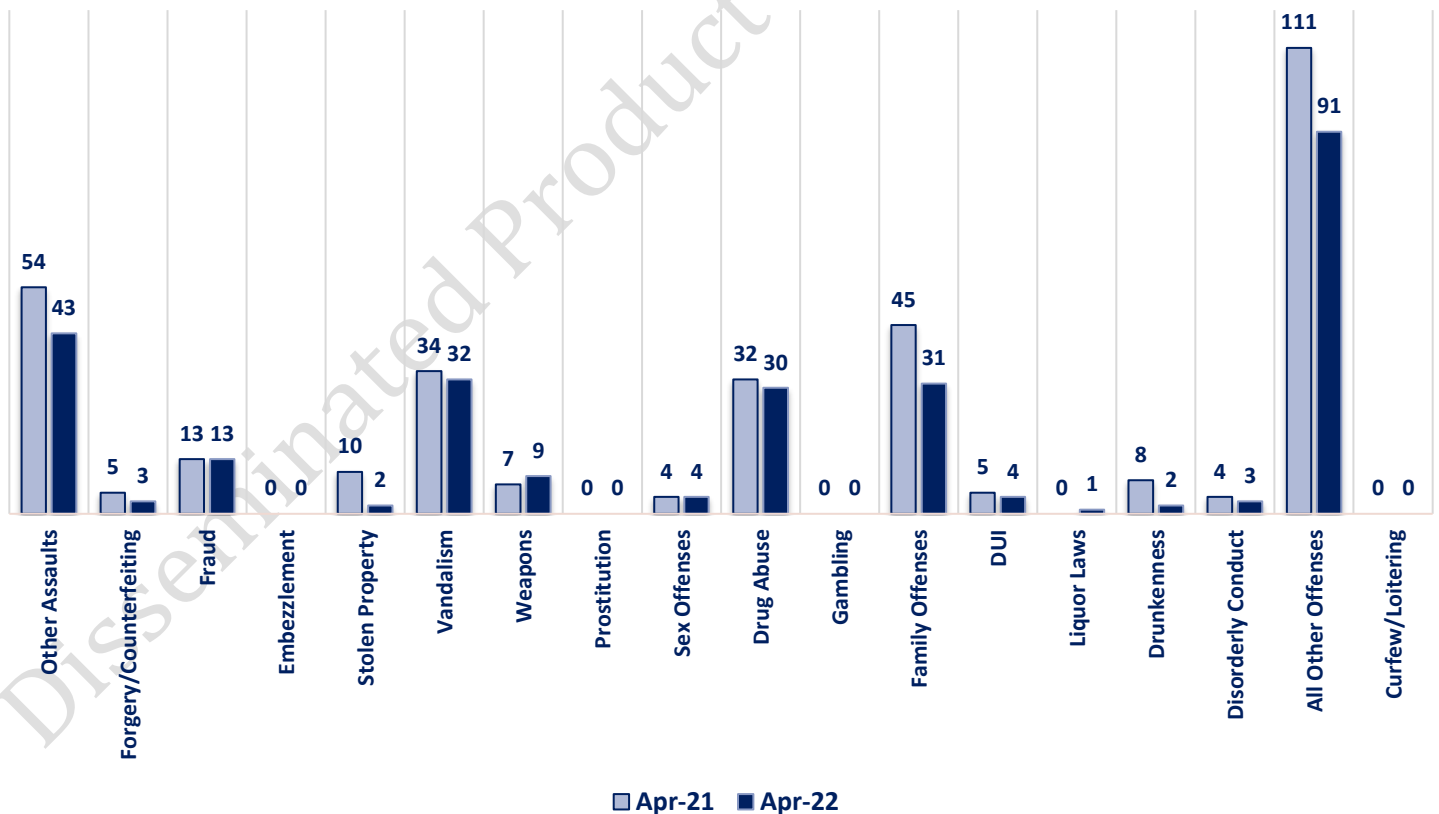
### APRIL 2022 - COMPSTAT AND EXTENDED COMPSTAT OFFENSE PERCENTAGES



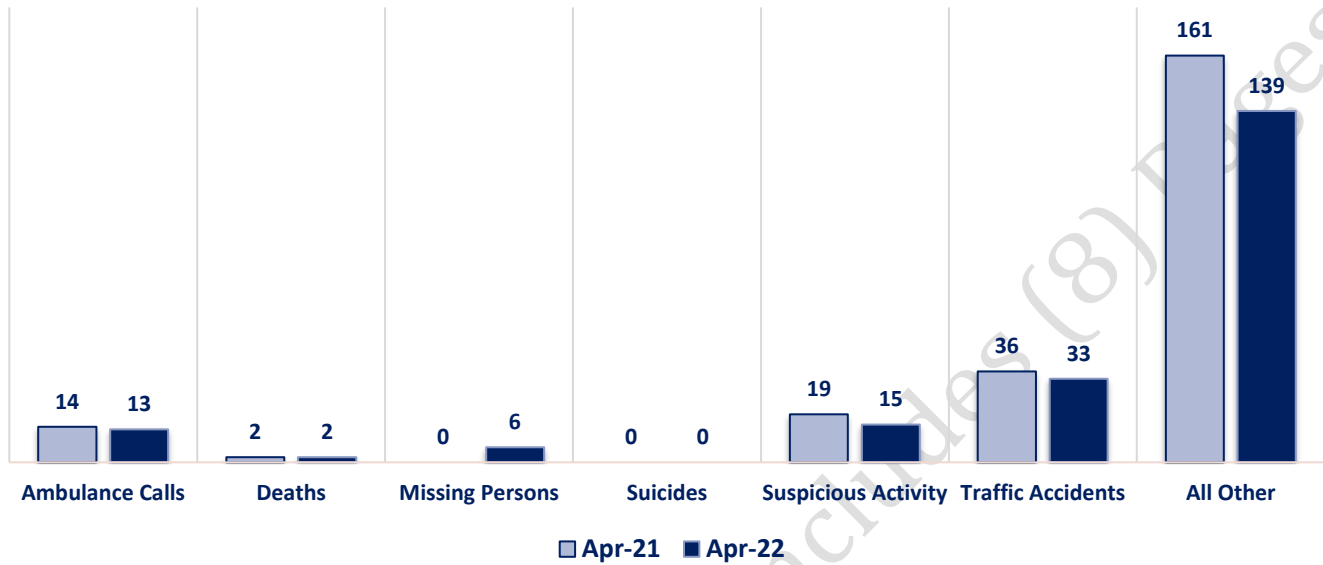
### CompStat Offenses



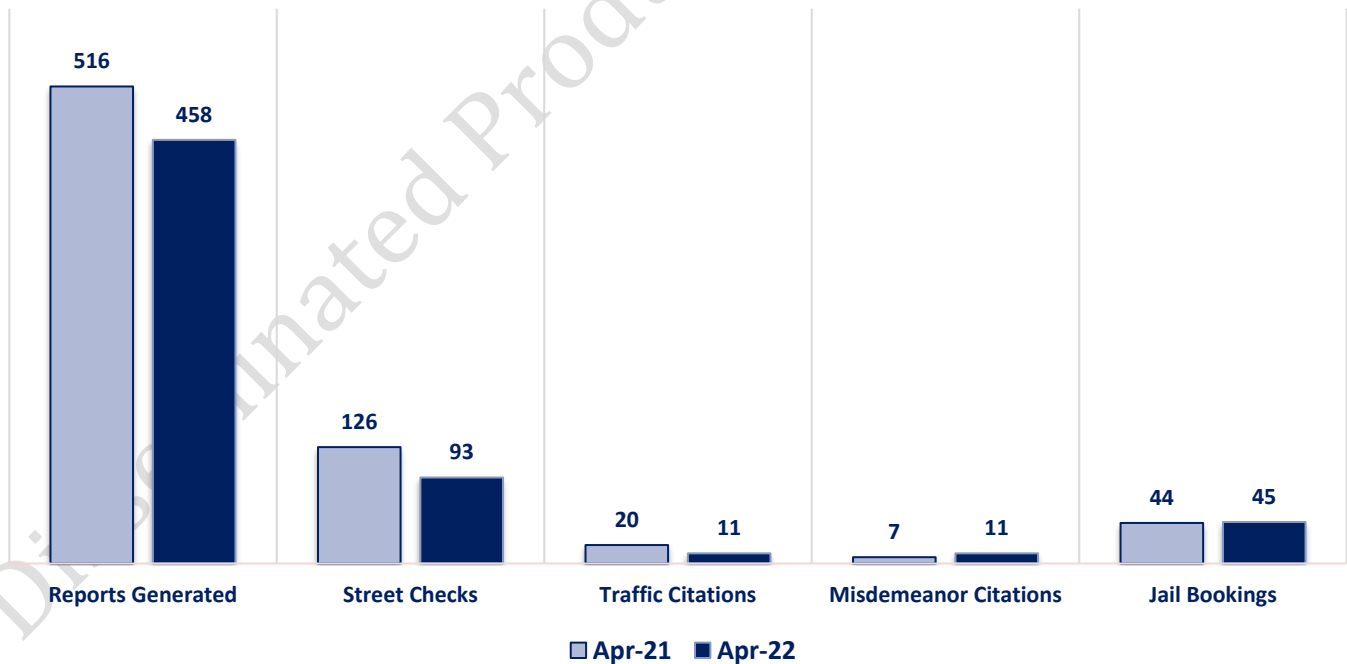
### Extended CompStat Offenses



### Non-UCR Offenses

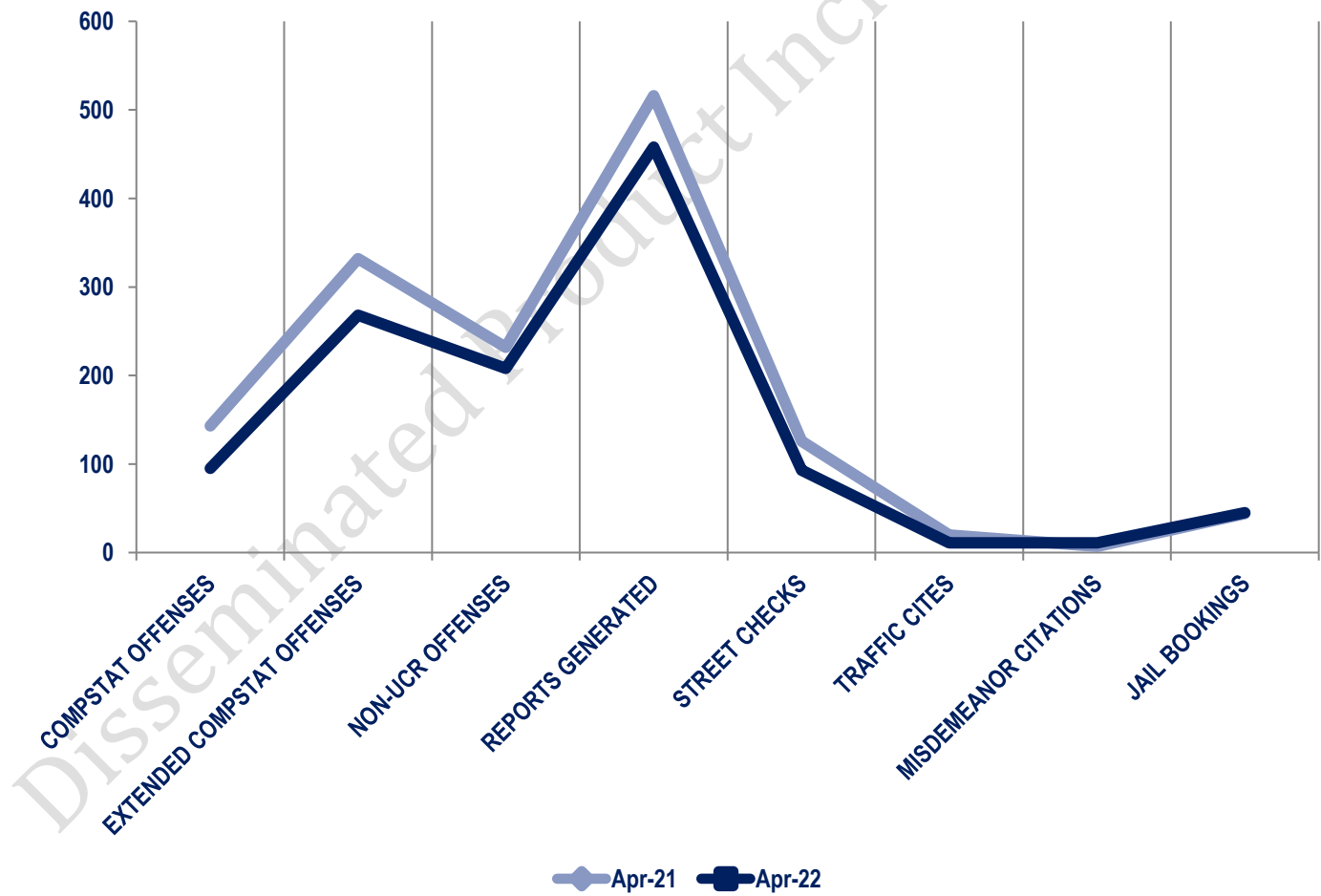


### Other Event Totals



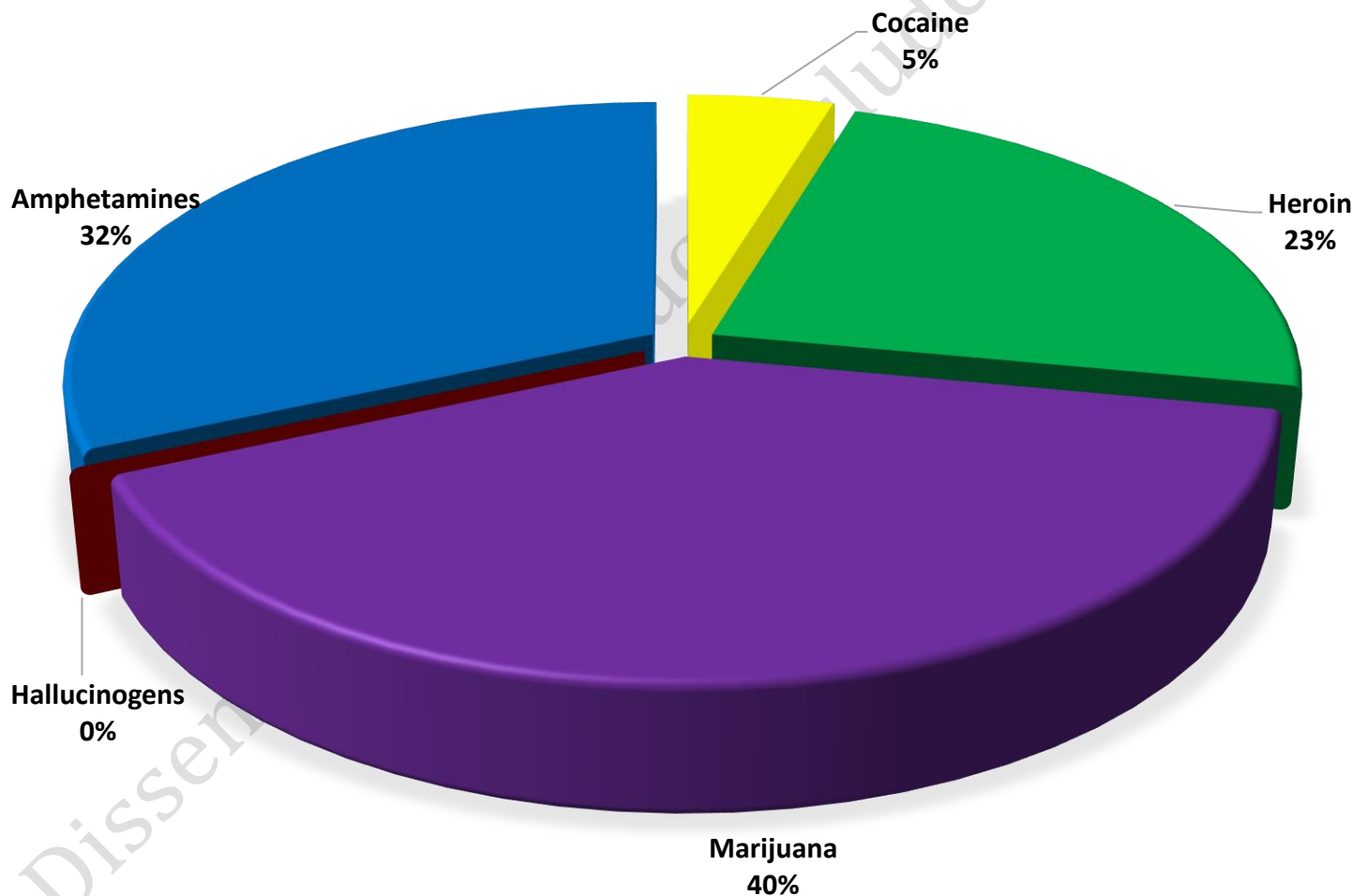
### Combined Offense/Event Trends

	APR 2021	APR 2022
<b>CompStat Offenses</b>	143	95
<b>Extended CompStat Offenses</b>	332	268
<b>Non-UCR Offenses</b>	232	208
<b>Reports Generated</b>	516	458
<b>Street Checks</b>	126	93
<b>Traffic Cites</b>	20	11
<b>Misdemeanor Citations</b>	7	11
<b>Jail Bookings</b>	44	45

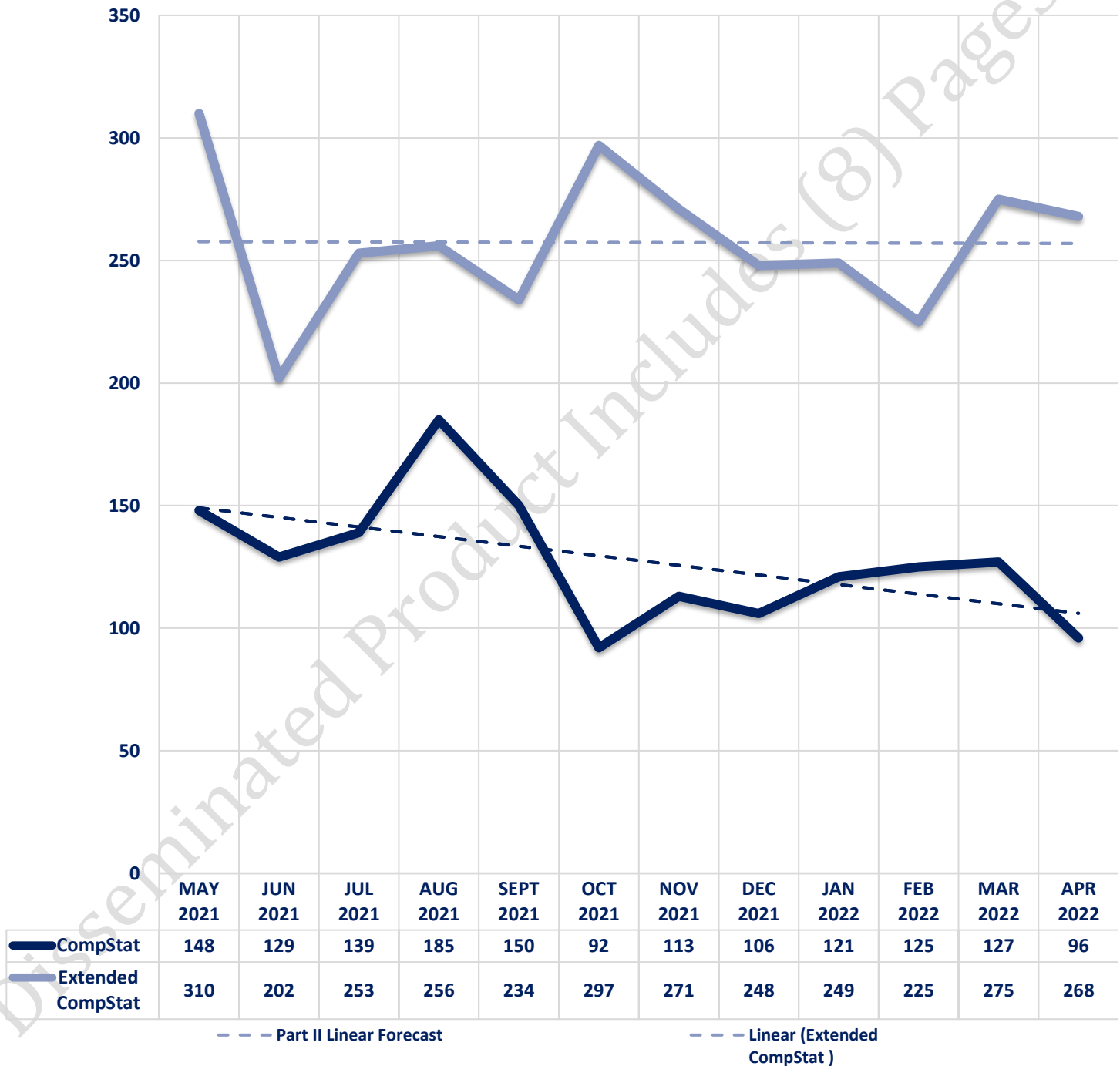


### Seized Drugs

TYPE	DOSES	STREET VALUE
Cocaine	54.0	\$ 378.00
Heroin	268.0	\$ 1,996.60
Marijuana	464.5	\$ 1,542.20
Hallucinogens	0.0	\$ -
Amphetamines	364.0	\$ 2,548.00
<b>TOTAL</b>	<b>1150.5</b>	<b>\$ 6,464.80</b>



### CompStat & Extended CompStat Offenses - One Year







## CITY COUNCIL DISTRICT #1

### MONTHLY OFFENSE SUMMARY

May 2022

These figures represent preliminary counts of original Police Incident Reports and include all offenses within the above listed City Council District only. Full statistical analysis to determine the confidence level of this data has not been performed. The results contained herein are approximate in relation to the listed area and may not fully coincide with data shown in other areas of SLCPD's Crime Statistics page such as Calls for Service, Crimes Trending, and Crime Reports due to and reflective of departmental procedures that were in place at the time the event occurred and the date this data was compiled. Results displayed are not distinguished as attempted or completed crimes, do not include other calls for police service, and only represent police service where a report was made. Police Incident Reports are classified by primary offense categories as defined by the Uniform Crime Reporting (UCR) system, however for this report all offenses are included, and each incident may have more than one offense listed on it. In cases where there is more than one offense listed, all offenses are counted individually. Although every reasonable verification effort is made, the accuracy of any data is subject to the constraints of the report generation process as well as the manner, format, and point in time of any query.

#### COMPSTAT OFFENSES: (Part I)

Chosen by the FBI as Part I Offenses because they are serious crimes that occur with regularity in all areas of the country and are likely to be reported to Police.

#### EXTENDED COMPSTAT OFFENSES: (Part II)

All other crimes other than the eight CompStat Offenses. The Uniform Crime Reporting Program gathers only arrest data for these offenses, however, SLCPD results displayed in this document display all of these, regardless of the presence of arrest data.

#### ALL OTHER OFFENSES:

Under the Extended CompStat Offense section, 'All Other Offenses' include Peeping Tom, Trespass, Kidnap/Abduction, Pornography, Extortion/Blackmail, Bribery, Warrants, Sexual Offenses, Obstruction, Public Peace, and Hit & Run.

#### NON-UCR OFFENSES:

Non-UCR Offenses include reports for all other offenses not classified as a CompStat or Extended CompStat Offense. Results displayed separate some of these offenses such as Ambulance Calls, Deaths, Missing Persons, Suicides, Suspicious Activity, and Traffic Accidents.

#### ALL OTHER NON-UCR:

Under the Non-UCR category, 'All Other' include the remainder of offenses not classified as CompStat or CompStat Extended and not separated from the Non-UCR Offenses. These include things such as Loud Parties, Barking Dogs, Mentally Ill Subjects, Citizen Assistance, etc.

#### LOW NUMBER OFFENSES:

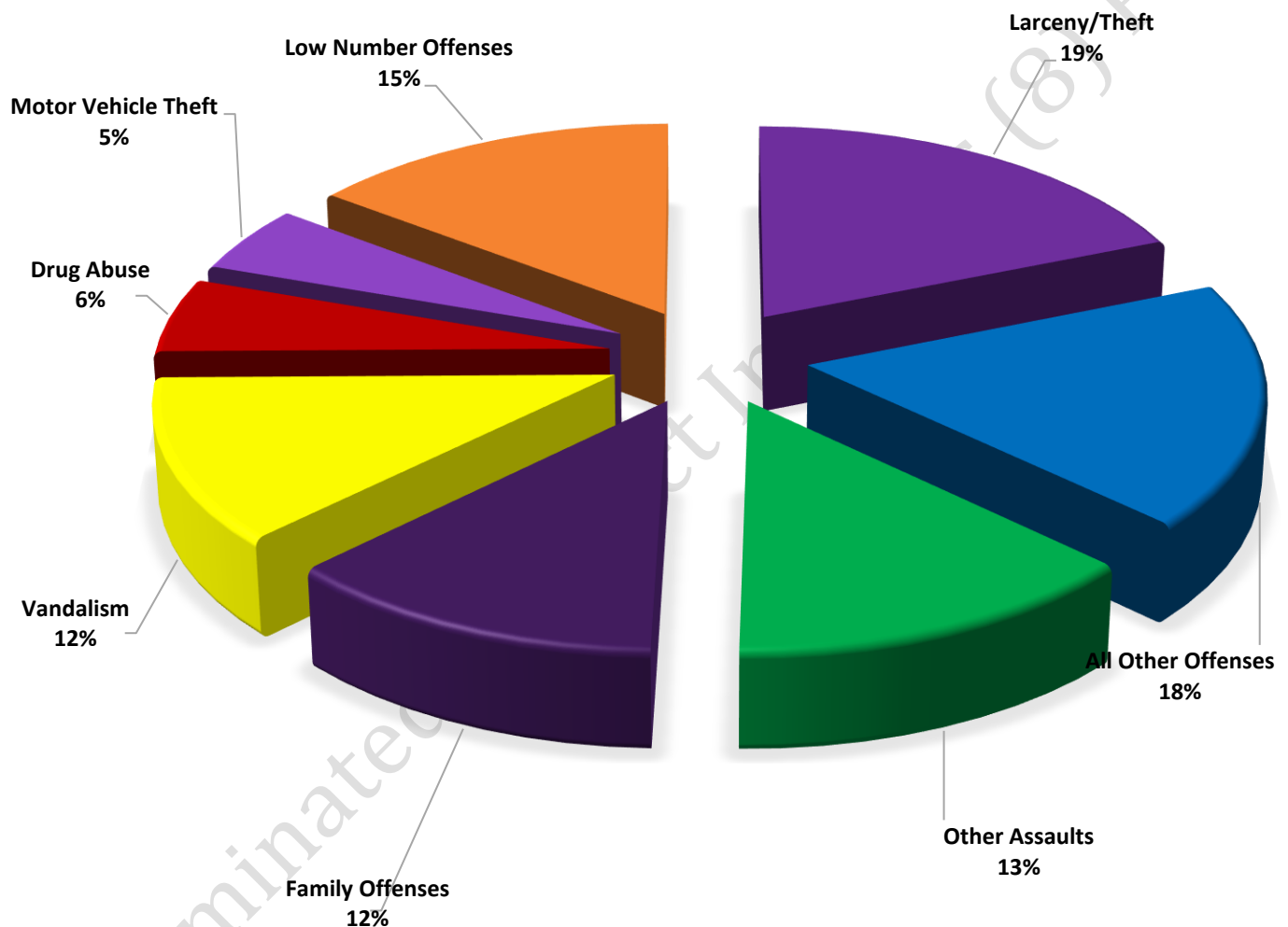
On page two, in the interest of space and allowing for easier viewing, the category titled 'Low Number Offenses' include CompStat and Extended CompStat Offenses from page one that have totals under the amount of 12.

## Offenses

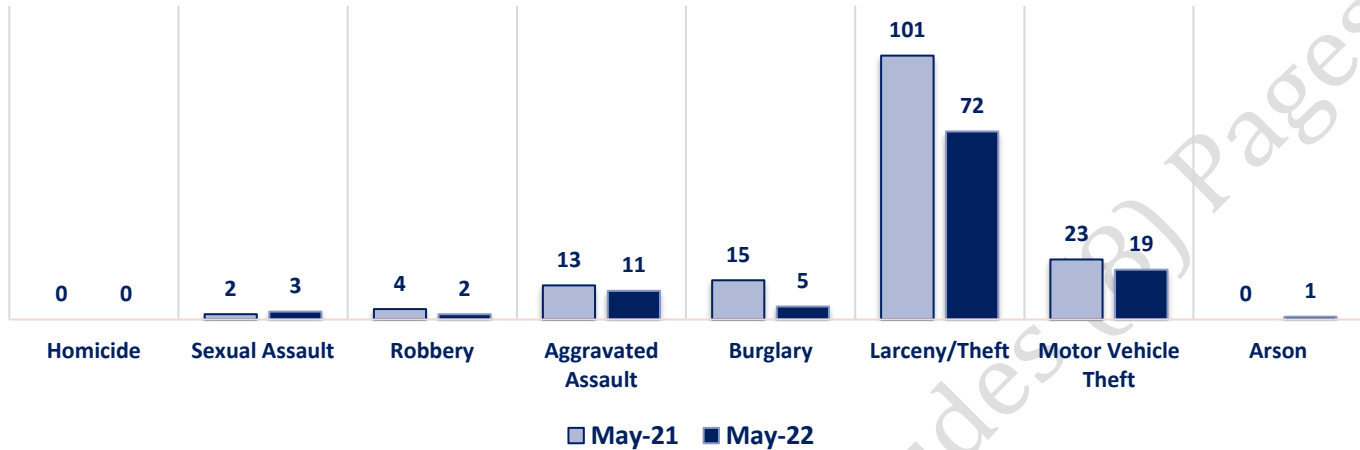
COMPSTAT OFFENSES	VIOLENT	Offense	May-21	May-22	EXTENDED COMPSTAT OFFENSES
		Homicide	0	0	
		Sexual Assault	2	3	
		Robbery	4	2	
		Aggravated Assault	13	11	
		Burglary	15	5	
		Larceny/Theft	101	72	
		Motor Vehicle Theft	23	19	
		Arson	0	1	
NON-UCR OFFENSES	PROPERTY	COMPSTAT TOTALS	158	113	
		Ambulance Calls	17	20	
		Deaths	4	4	
		Missing Persons	8	6	
		Suicides	0	2	
		Suspicious Activity	22	16	
		Traffic Accidents	32	43	
		All Other	130	131	
		NON-UCR TOTALS	213	222	
TOTALS		COMPSTAT OFFENSES	158	113	
		EXTENDED COMPSTAT OFFENSES	320	268	
		NON-UCR OFFENSES	213	222	
		TOTAL	691	603	

OFFENSE	May-21	May-22
Other Assaults	54	51
Forgery/Counterfeiting	1	1
Fraud	14	12
Embezzlement	0	0
Stolen Property	4	1
Vandalism	45	46
Weapons	2	5
Prostitution	1	0
Sex Offenses	2	3
Drug Abuse	28	21
Gambling	0	0
Family Offenses	43	47
DUI	8	5
Liquor Laws	2	0
Drunkenness	6	3
Disorderly Conduct	6	4
All Other Offenses	104	69
Curfew/Loitering	0	0
EXTENDED COMPSTAT TOTALS	320	268

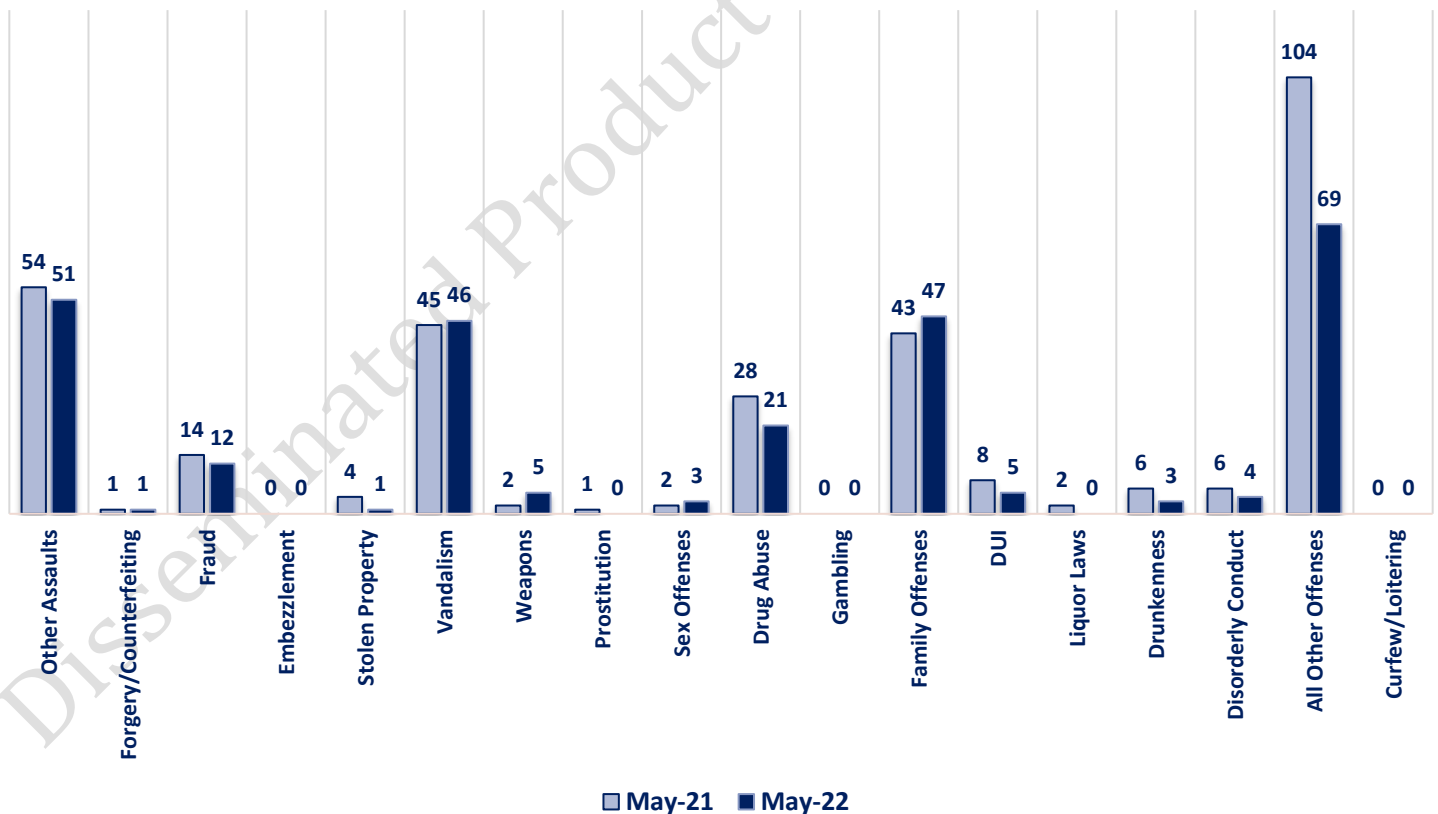
**MAY 2022 - COMPSTAT AND EXTENDED COMPSTAT OFFENSE PERCENTAGES**



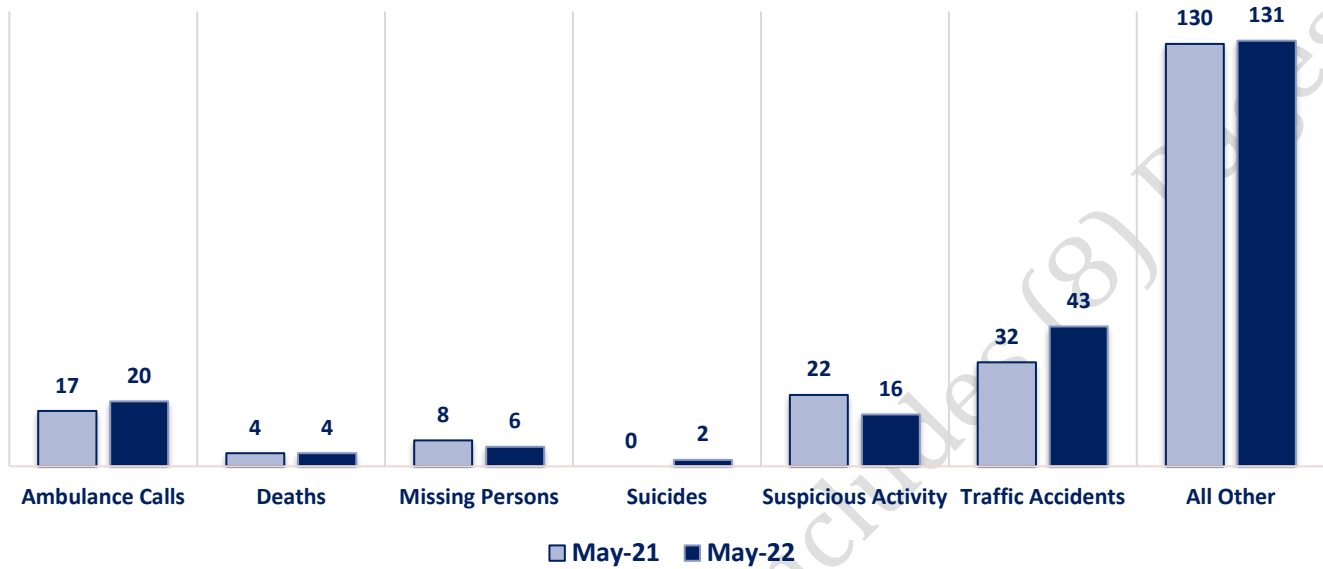
### CompStat Offenses



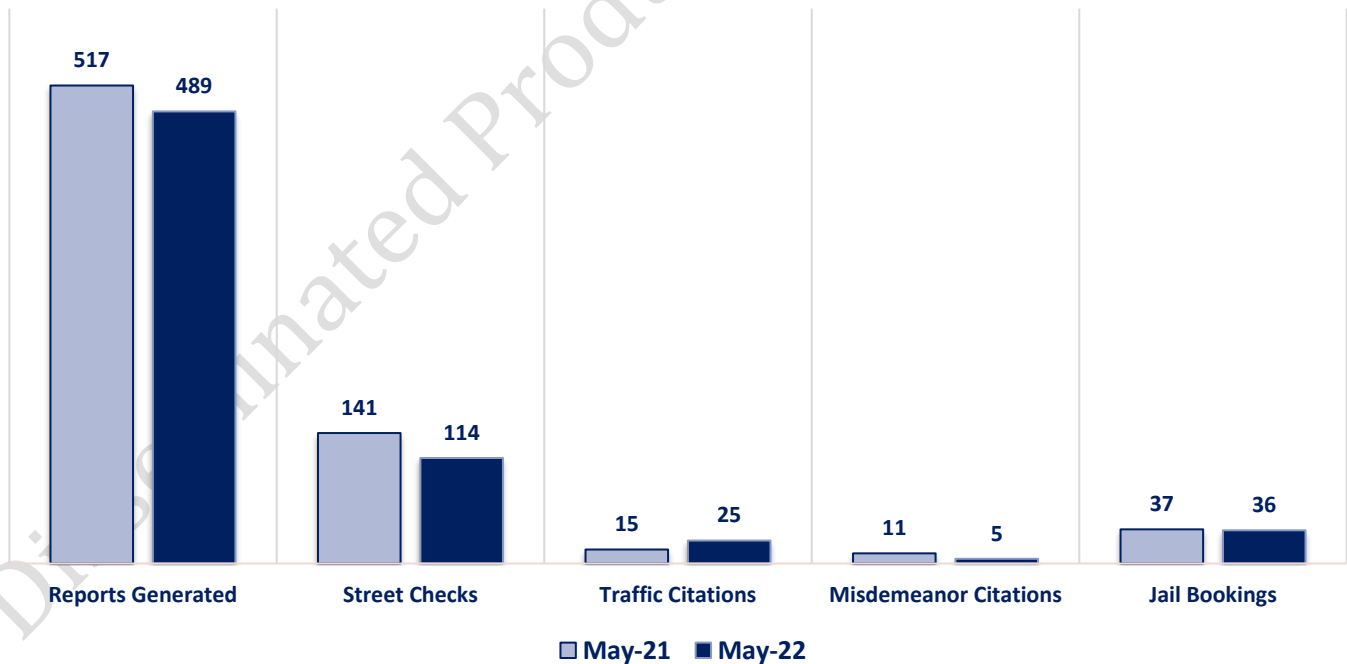
### Extended CompStat Offenses



### Non-UCR Offenses

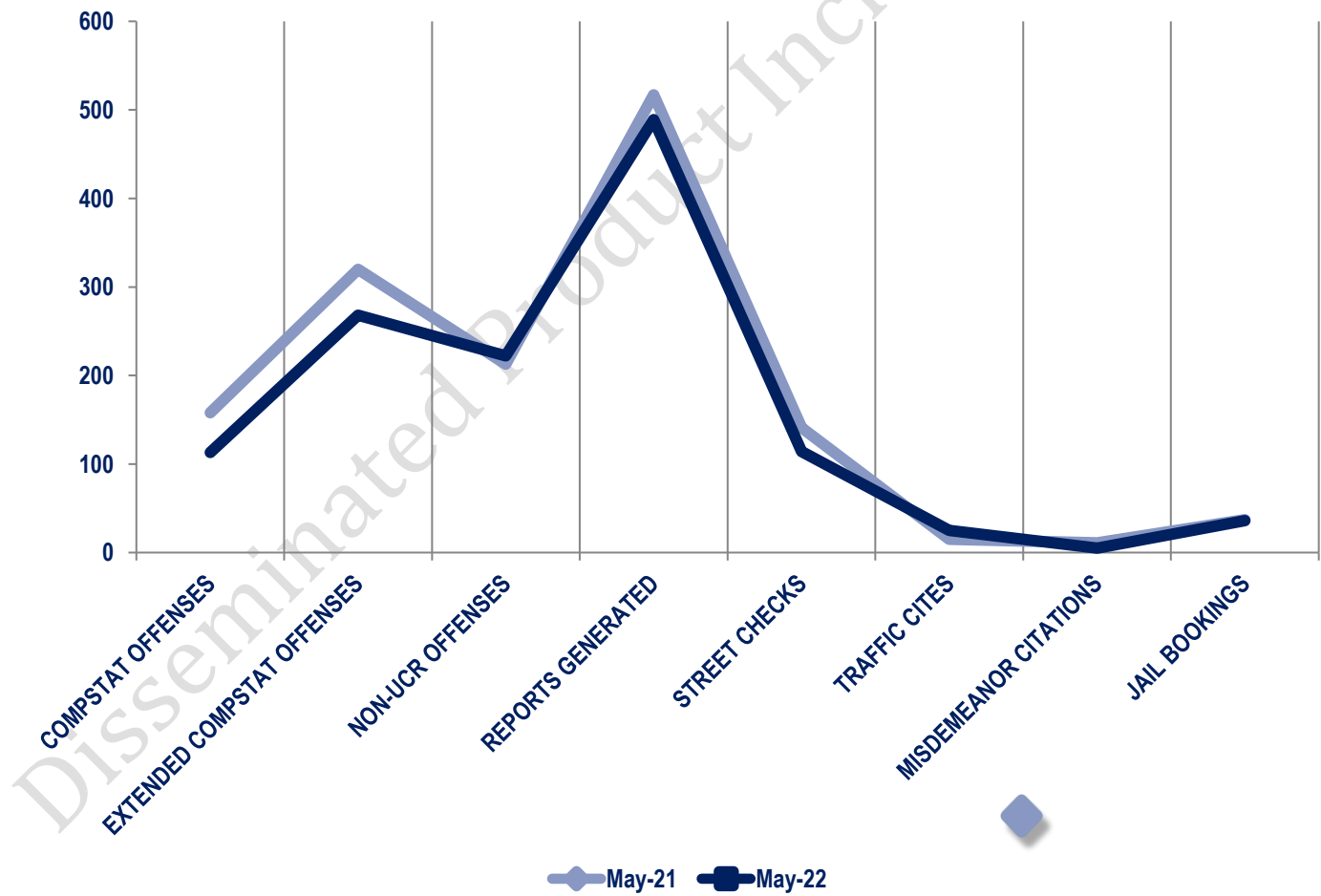


### Other Event Totals



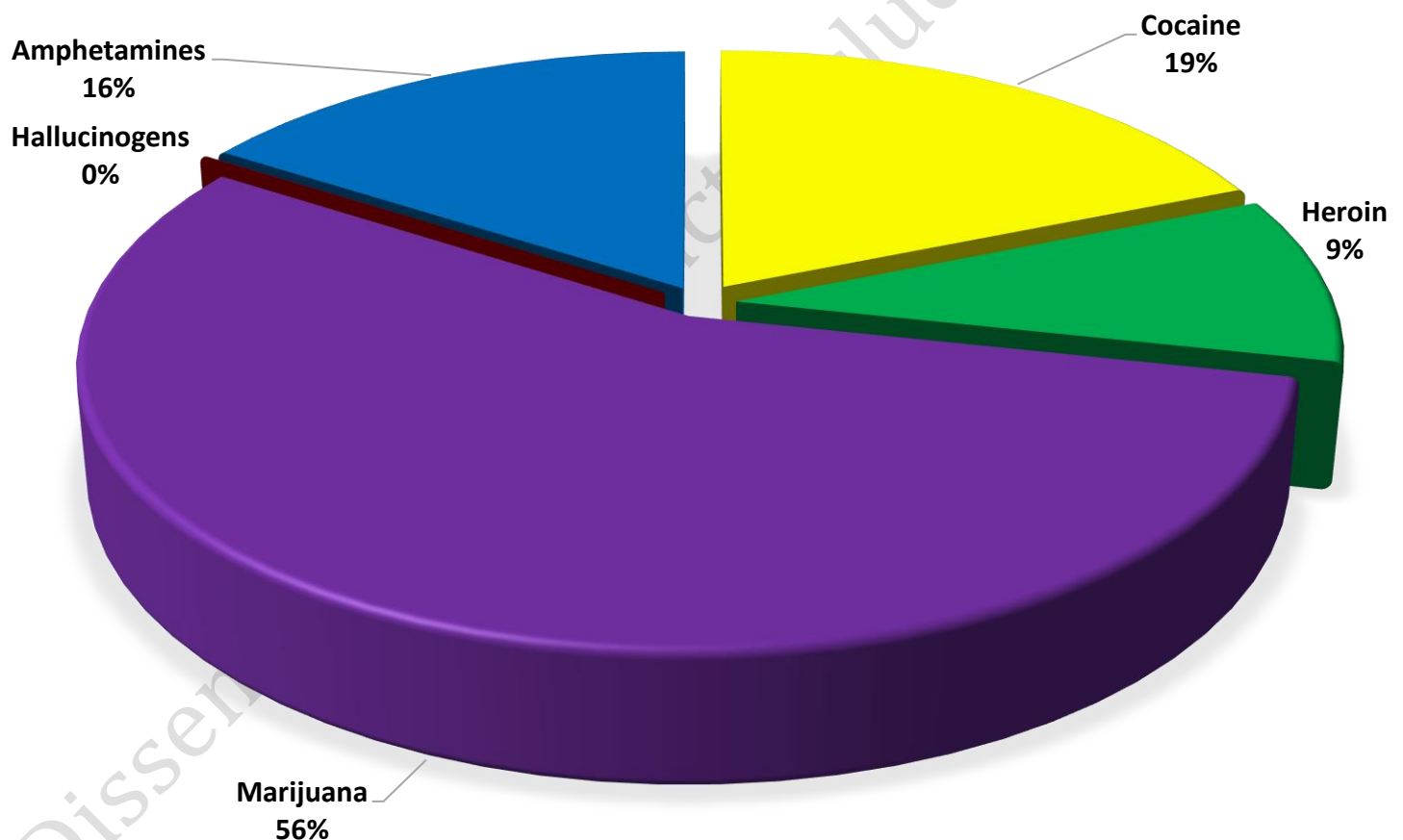
### Combined Offense/Event Trends

	MAY 2021	MAY 2022
<b>CompStat Offenses</b>	158	113
<b>Extended CompStat Offenses</b>	320	268
<b>Non-UCR Offenses</b>	213	222
<b>Reports Generated</b>	517	489
<b>Street Checks</b>	141	114
<b>Traffic Cites</b>	15	25
<b>Misdemeanor Citations</b>	11	5
<b>Jail Bookings</b>	37	36

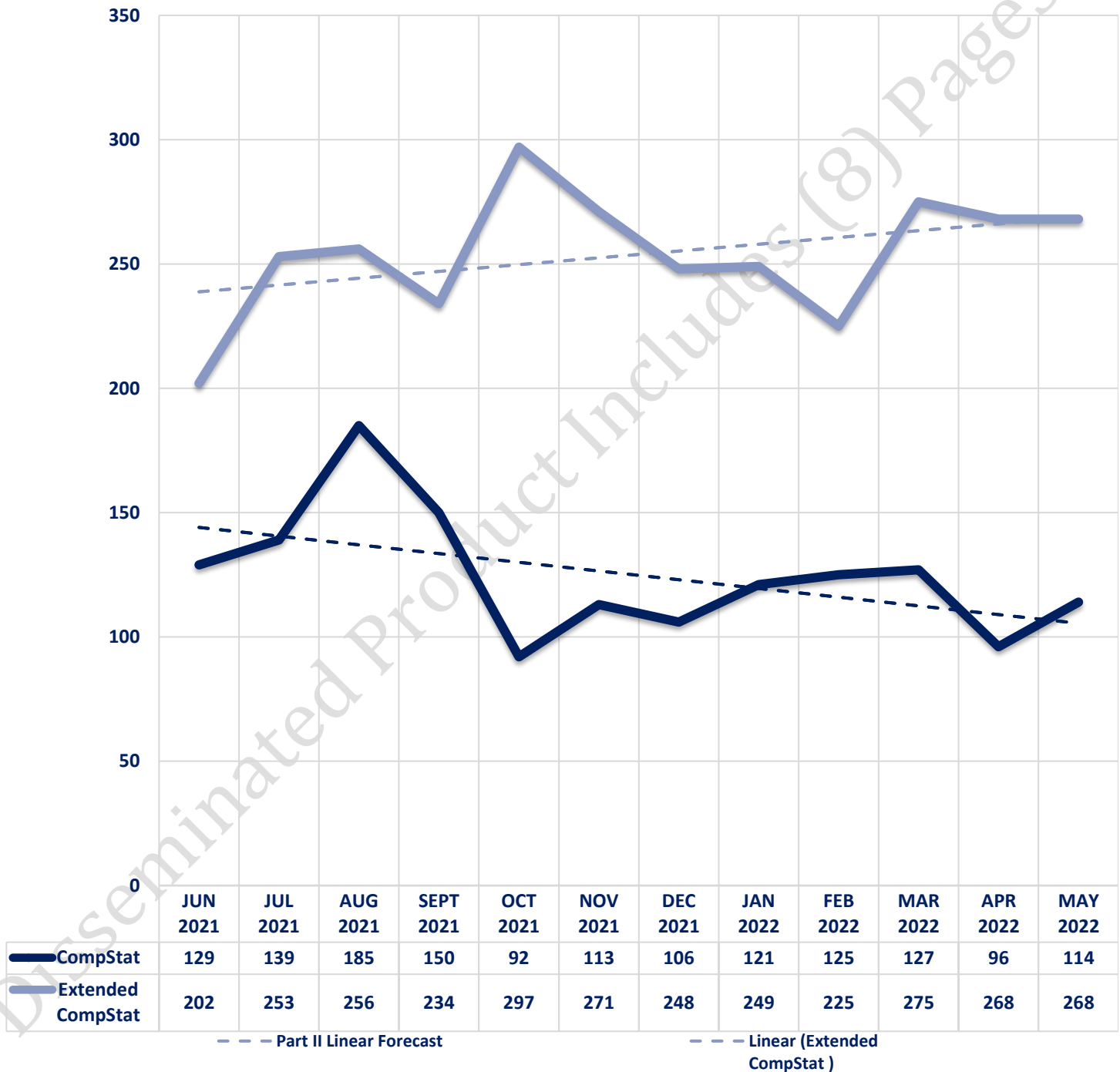


### Seized Drugs

TYPE	DOSES	STREET VALUE
Cocaine	187.9	\$ 1,315.30
Heroin	95.0	\$ 707.75
Marijuana	555.0	\$ 1,842.49
Hallucinogens	0.2	\$ 0.35
Amphetamines	159.0	\$ 1,113.00
<b>TOTAL</b>	<b>997.0</b>	<b>\$ 4,978.89</b>



### CompStat & Extended CompStat Offenses - One Year







## CITY COUNCIL DISTRICT #1

### MONTHLY OFFENSE SUMMARY

June 2022

These figures represent preliminary counts of original Police Incident Reports and include all offenses within the above listed City Council District only. Full statistical analysis to determine the confidence level of this data has not been performed. The results contained herein are approximate in relation to the listed area and may not fully coincide with data shown in other areas of SLCPD's Crime Statistics page such as Calls for Service, Crimes Trending, and Crime Reports due to and reflective of departmental procedures that were in place at the time the event occurred and the date this data was compiled. Results displayed are not distinguished as attempted or completed crimes, do not include other calls for police service, and only represent police service where a report was made. Police Incident Reports are classified by primary offense categories as defined by the Uniform Crime Reporting (UCR) system, however for this report all offenses are included, and each incident may have more than one offense listed on it. In cases where there is more than one offense listed, all offenses are counted individually. Although every reasonable verification effort is made, the accuracy of any data is subject to the constraints of the report generation process as well as the manner, format, and point in time of any query.

#### COMPSTAT OFFENSES: (Part I)

Chosen by the FBI as Part I Offenses because they are serious crimes that occur with regularity in all areas of the country and are likely to be reported to Police.

#### EXTENDED COMPSTAT OFFENSES: (Part II)

All other crimes other than the eight CompStat Offenses. The Uniform Crime Reporting Program gathers only arrest data for these offenses, however, SLCPD results displayed in this document display all of these, regardless of the presence of arrest data.

#### ALL OTHER OFFENSES:

Under the Extended CompStat Offense section, 'All Other Offenses' include Peeping Tom, Trespass, Kidnap/Abduction, Pornography, Extortion/Blackmail, Bribery, Warrants, Sexual Offenses, Obstruction, Public Peace, and Hit & Run.

#### NON-UCR OFFENSES:

Non-UCR Offenses include reports for all other offenses not classified as a CompStat or Extended CompStat Offense. Results displayed separate some of these offenses such as Ambulance Calls, Deaths, Missing Persons, Suicides, Suspicious Activity, and Traffic Accidents.

#### ALL OTHER NON-UCR:

Under the Non-UCR category, 'All Other' include the remainder of offenses not classified as CompStat or CompStat Extended and not separated from the Non-UCR Offenses. These include things such as Loud Parties, Barking Dogs, Mentally Ill Subjects, Citizen Assistance, etc.

#### LOW NUMBER OFFENSES:

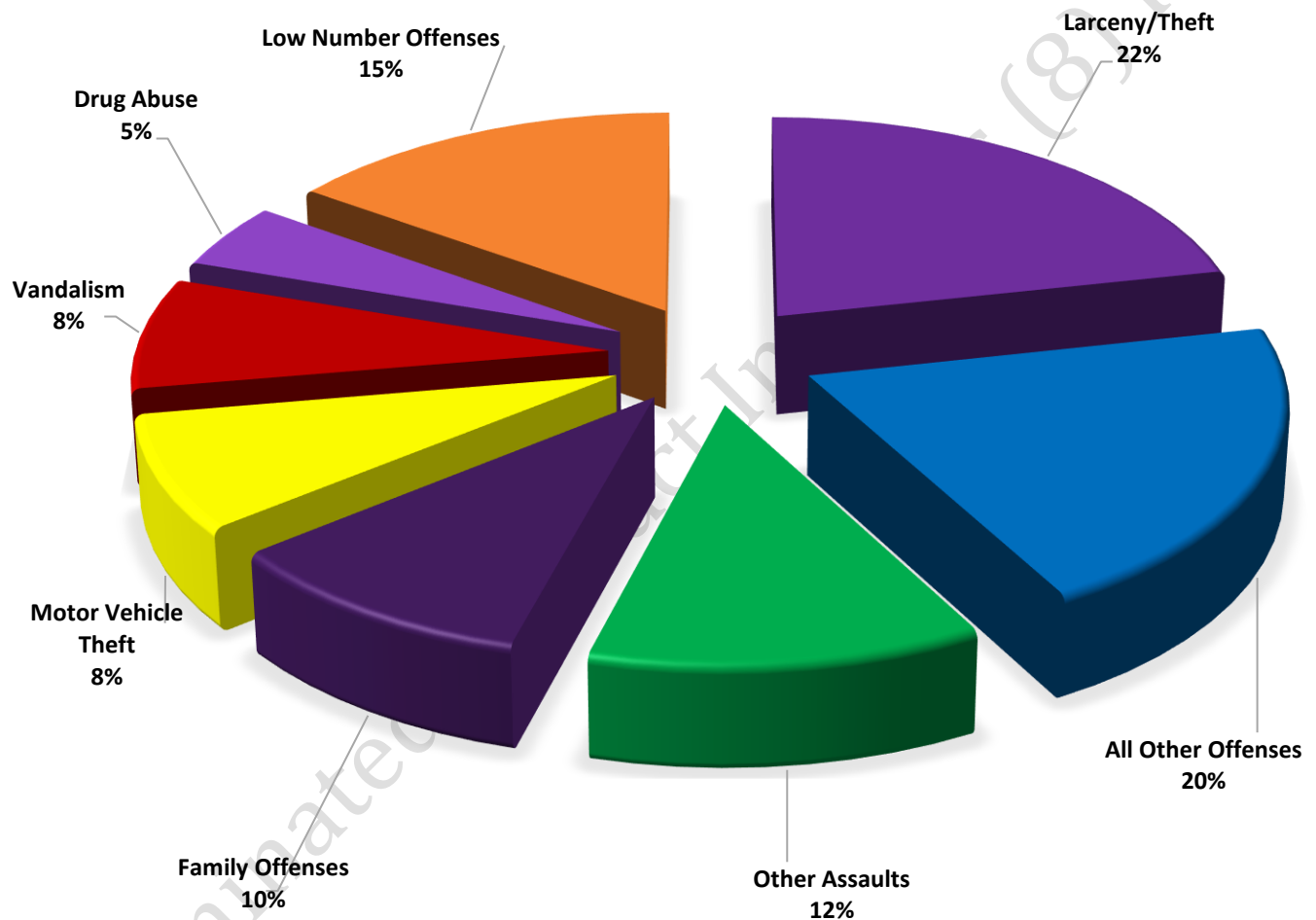
On page two, in the interest of space and allowing for easier viewing, the category titled 'Low Number Offenses' include CompStat and Extended CompStat Offenses from page one that have totals under the amount of 12.

## Offenses

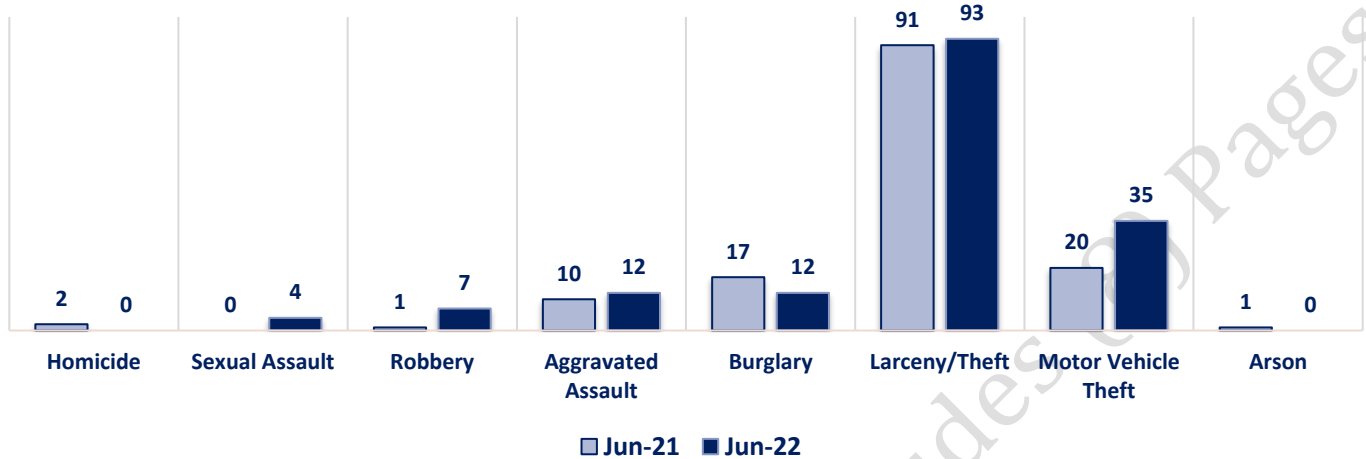
COMPSTAT OFFENSES	VIOLENT	Offense	Jun-21	Jun-22	EXTENDED COMPSTAT OFFENSES
		Homicide	2	0	
		Sexual Assault	0	4	
		Robbery	1	7	
		Aggravated Assault	10	12	
		Burglary	17	12	
		Larceny/Theft	91	93	
		Motor Vehicle Theft	20	35	
		Arson	1	0	
NON-UCR OFFENSES	PROPERTY	COMPSTAT TOTALS	142	163	
		Ambulance Calls	10	13	
		Deaths	9	6	
		Missing Persons	2	10	
		Suicides	0	1	
		Suspicious Activity	14	17	
		Traffic Accidents	29	28	
		All Other	113	142	
		NON-UCR TOTALS	177	217	
TOTALS		COMPSTAT OFFENSES	142	163	
		EXTENDED COMPSTAT OFFENSES	216	267	
		NON-UCR OFFENSES	177	217	
		TOTAL	535	647	

OFFENSE	Jun-21	Jun-22
Other Assaults	41	52
Forgery/Counterfeiting	2	1
Fraud	6	7
Embezzlement	0	0
Stolen Property	6	3
Vandalism	32	34
Weapons	10	6
Prostitution	0	0
Sex Offenses	2	0
Drug Abuse	11	20
Gambling	0	0
Family Offenses	36	43
DUI	1	4
Liquor Laws	0	0
Drunkenness	2	4
Disorderly Conduct	4	5
All Other Offenses	63	88
Curfew/Loitering	0	0
EXTENDED COMPSTAT TOTALS	216	267

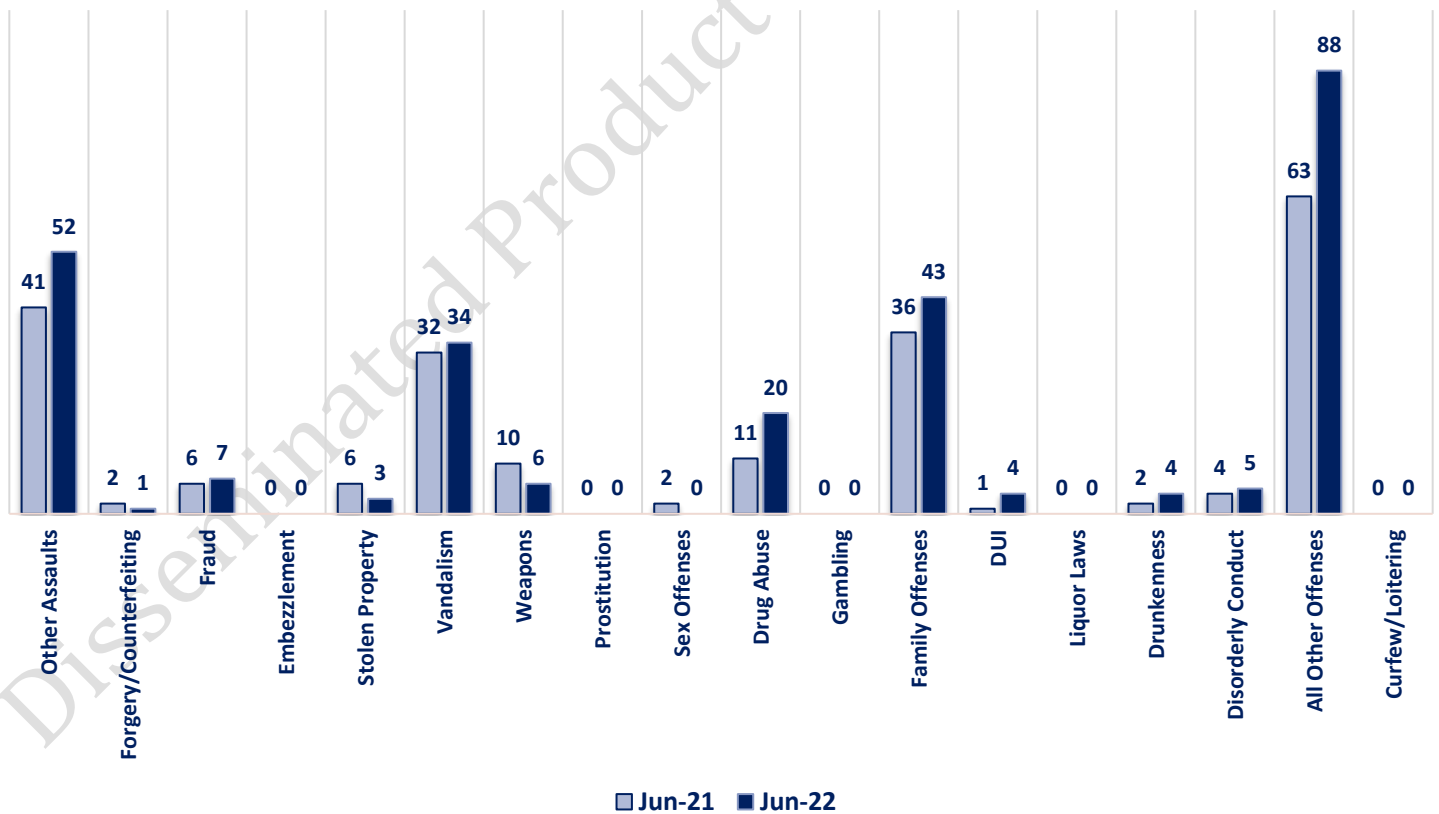
**JUNE 2022 - COMPSTAT AND EXTENDED COMPSTAT OFFENSE PERCENTAGES**



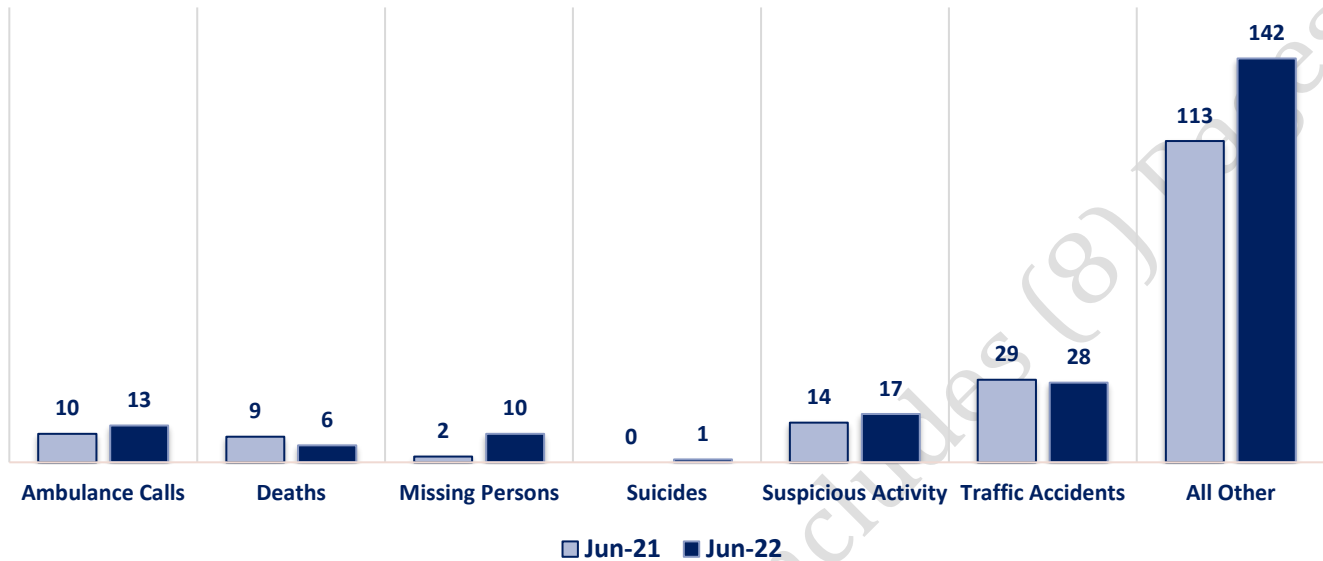
### CompStat Offenses



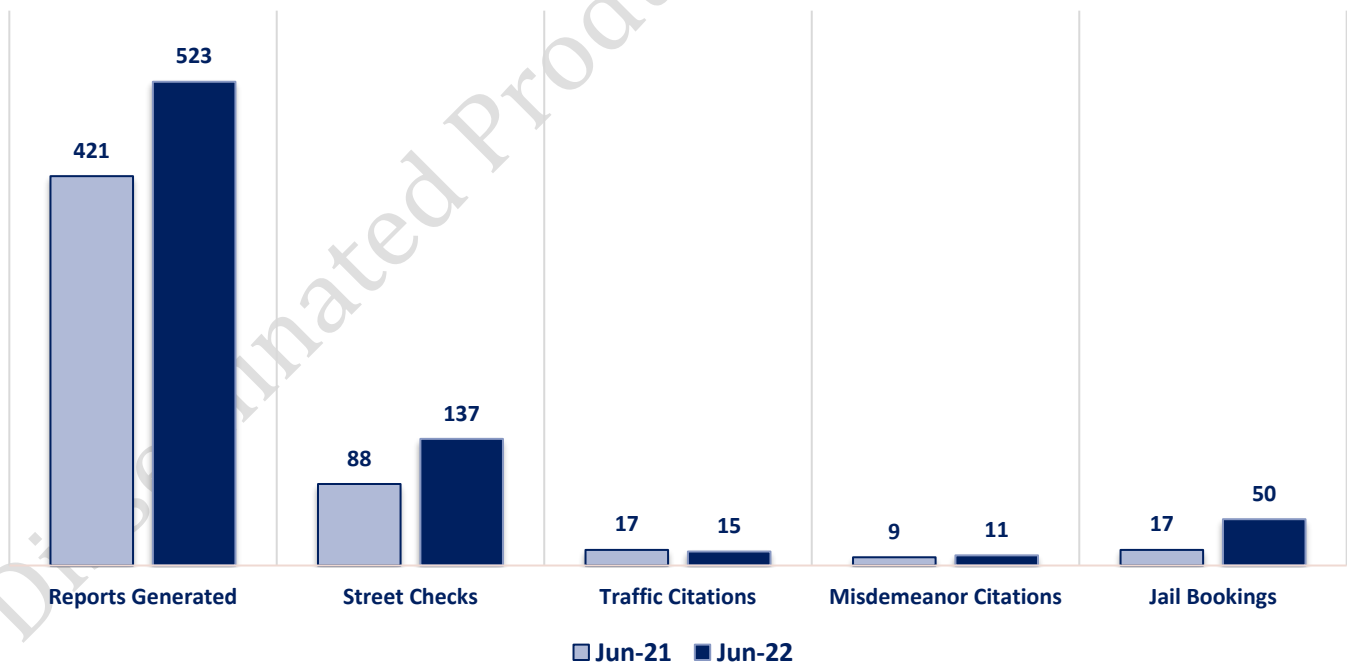
### Extended CompStat Offenses



### Non-UCR Offenses

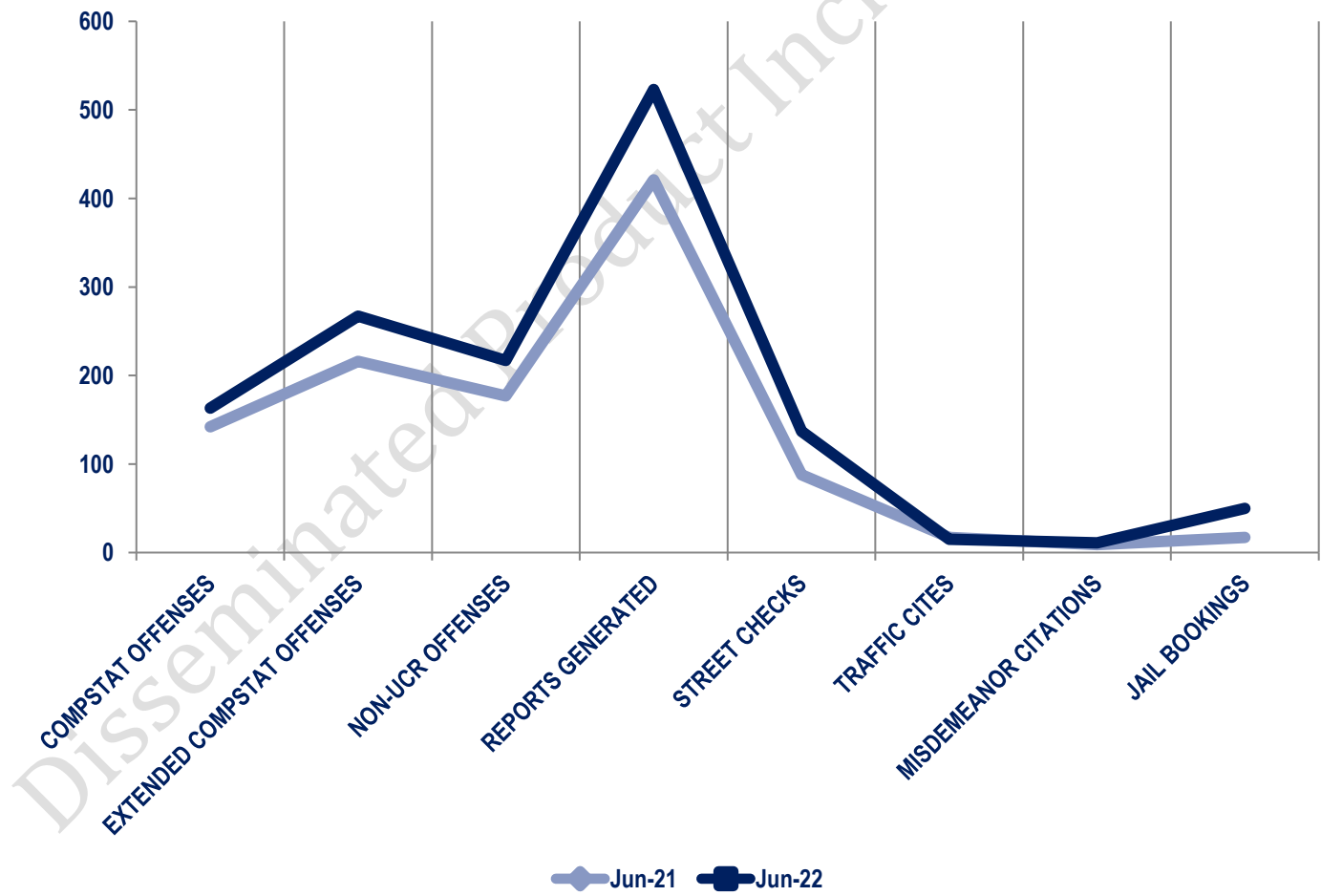


### Other Event Totals



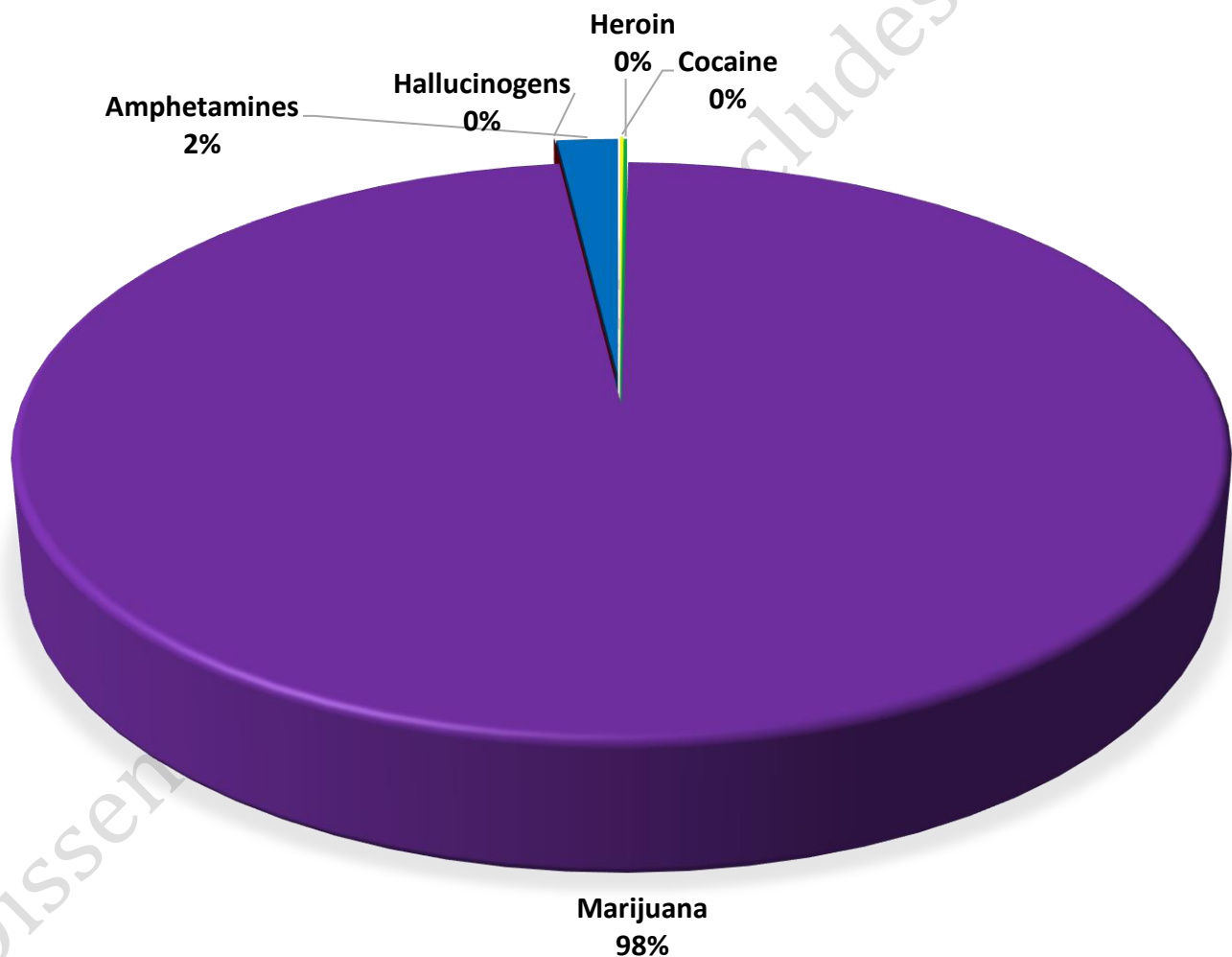
### Combined Offense/Event Trends

	JUNE 2021	JUNE 2022
<b>CompStat Offenses</b>	142	163
<b>Extended CompStat Offenses</b>	216	267
<b>Non-UCR Offenses</b>	177	217
<b>Reports Generated</b>	421	523
<b>Street Checks</b>	88	137
<b>Traffic Cites</b>	17	15
<b>Misdemeanor Citations</b>	9	11
<b>Jail Bookings</b>	17	50

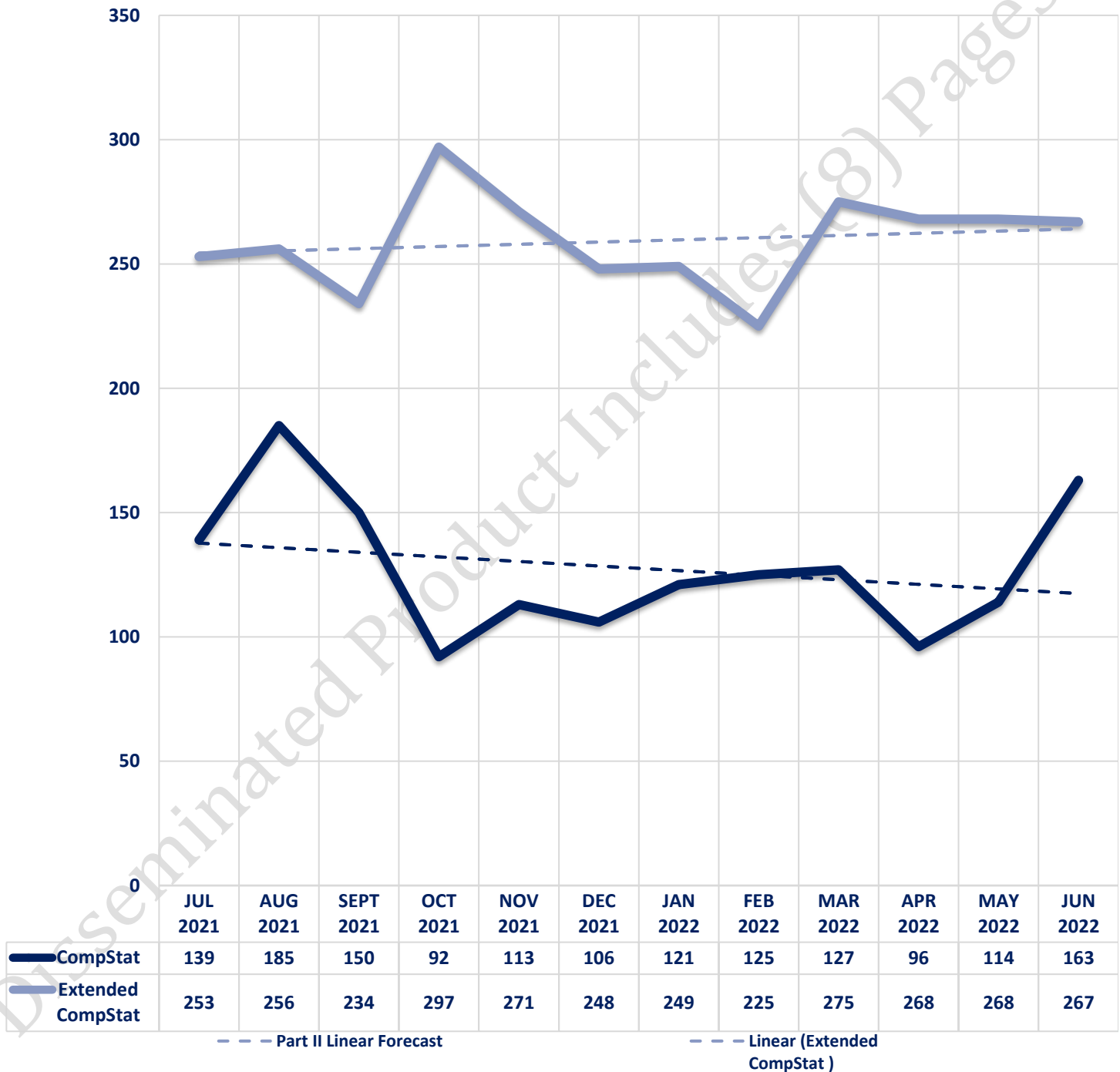


## Seized Drugs

TYPE	DOSES	STREET VALUE
Cocaine	57.0	\$ 399.00
Heroin	49.0	\$ 365.05
Marijuana	48639.4	\$ 161,482.76
Hallucinogens	0.0	\$ -
Amphetamines	945.2	\$ 6,616.40
<b>TOTAL</b>	<b>49690.6</b>	<b>\$ 168,863.21</b>



### CompStat & Extended CompStat Offenses - One Year







## CITY COUNCIL DISTRICT #1

### MONTHLY OFFENSE SUMMARY

July 2022

These figures represent preliminary counts of original Police Incident Reports and include all offenses within the above listed City Council District only. Full statistical analysis to determine the confidence level of this data has not been performed. The results contained herein are approximate in relation to the listed area and may not fully coincide with data shown in other areas of SLCPD's Crime Statistics page such as Calls for Service, Crimes Trending, and Crime Reports due to and reflective of departmental procedures that were in place at the time the event occurred and the date this data was compiled. Results displayed are not distinguished as attempted or completed crimes, do not include other calls for police service, and only represent police service where a report was made. Police Incident Reports are classified by primary offense categories as defined by the Uniform Crime Reporting (UCR) system, however for this report all offenses are included, and each incident may have more than one offense listed on it. In cases where there is more than one offense listed, all offenses are counted individually. Although every reasonable verification effort is made, the accuracy of any data is subject to the constraints of the report generation process as well as the manner, format, and point in time of any query.

#### COMPSTAT OFFENSES: (Part I)

Chosen by the FBI as Part I Offenses because they are serious crimes that occur with regularity in all areas of the country and are likely to be reported to Police.

#### EXTENDED COMPSTAT OFFENSES: (Part II)

All other crimes other than the eight CompStat Offenses. The Uniform Crime Reporting Program gathers only arrest data for these offenses, however, SLCPD results displayed in this document display all of these, regardless of the presence of arrest data.

#### ALL OTHER OFFENSES:

Under the Extended CompStat Offense section, 'All Other Offenses' include Peeping Tom, Trespass, Kidnap/Abduction, Pornography, Extortion/Blackmail, Bribery, Warrants, Sexual Offenses, Obstruction, Public Peace, and Hit & Run.

#### NON-UCR OFFENSES:

Non-UCR Offenses include reports for all other offenses not classified as a CompStat or Extended CompStat Offense. Results displayed separate some of these offenses such as Ambulance Calls, Deaths, Missing Persons, Suicides, Suspicious Activity, and Traffic Accidents.

#### ALL OTHER NON-UCR:

Under the Non-UCR category, 'All Other' include the remainder of offenses not classified as CompStat or CompStat Extended and not separated from the Non-UCR Offenses. These include things such as Loud Parties, Barking Dogs, Mentally Ill Subjects, Citizen Assistance, etc.

#### LOW NUMBER OFFENSES:

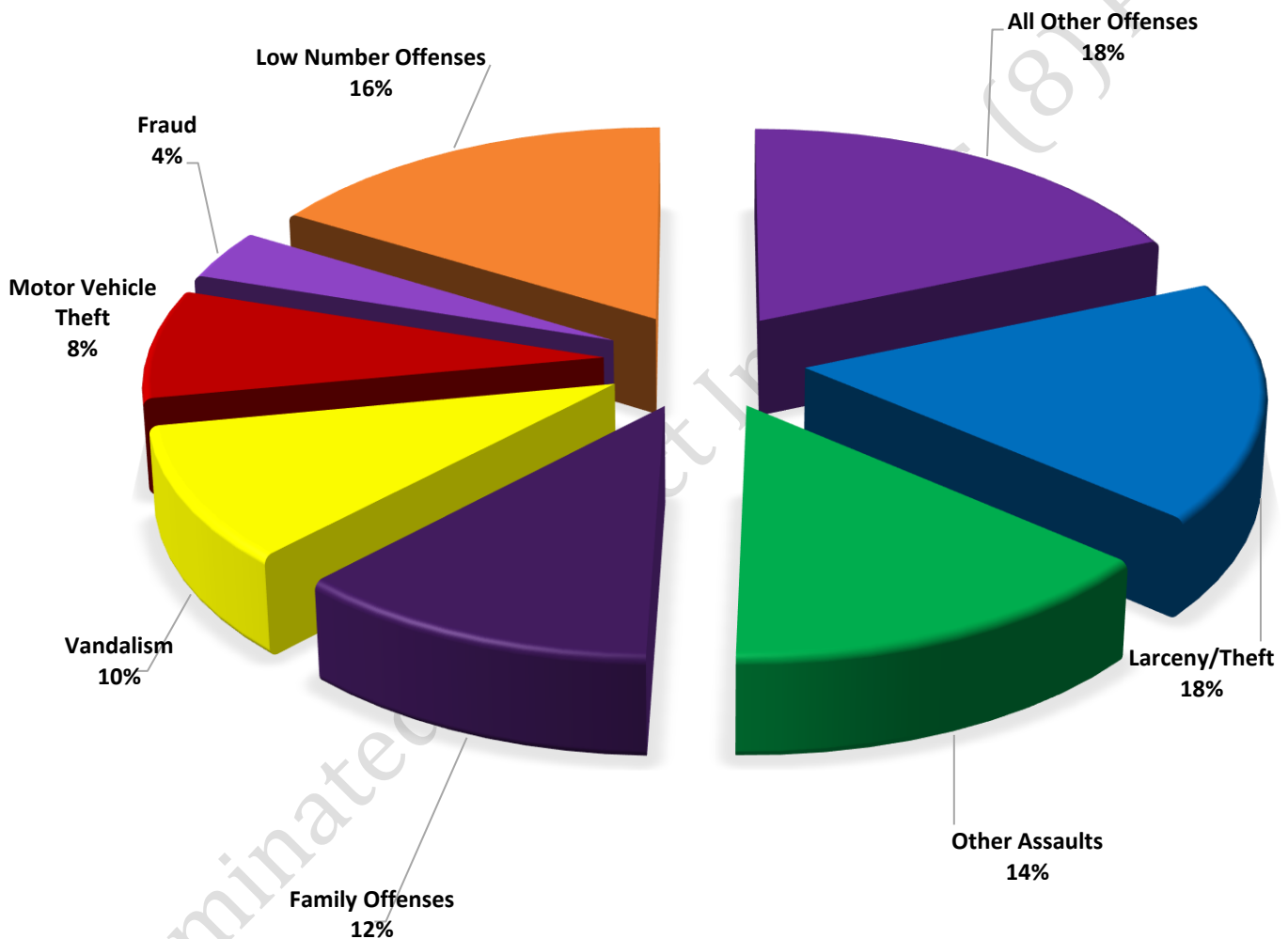
On page two, in the interest of space and allowing for easier viewing, the category titled 'Low Number Offenses' include CompStat and Extended CompStat Offenses from page one that have totals under the amount of 12.

## Offenses

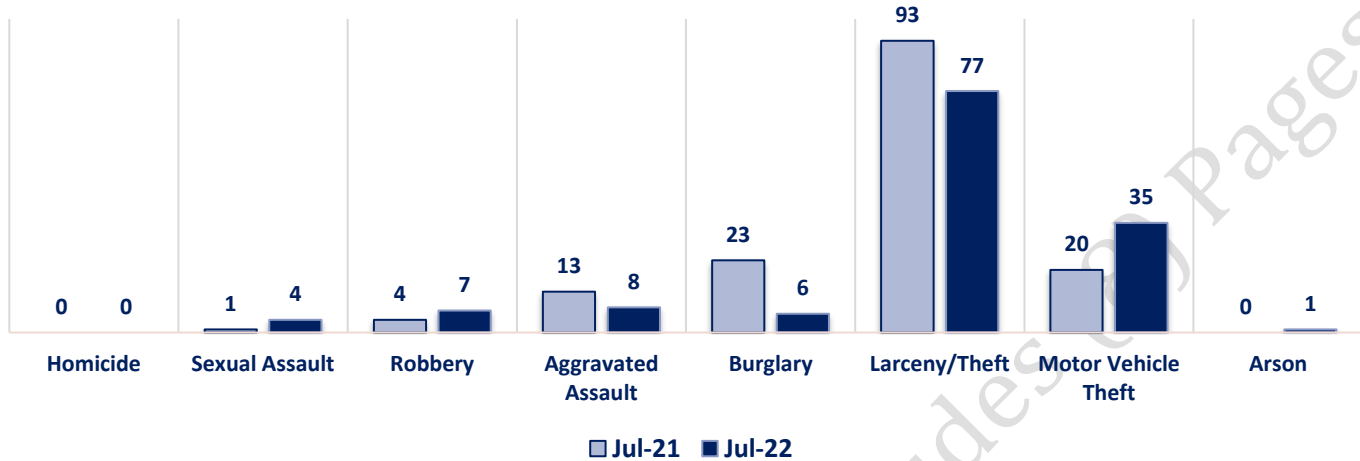
COMPSTAT OFFENSES	VIOLENT	Offense	Jul-21	Jul-22	EXTENDED COMPSTAT OFFENSES
		Homicide	0	0	
		Sexual Assault	1	4	
		Robbery	4	7	
		Aggravated Assault	13	8	
		Burglary	23	6	
		Larceny/Theft	93	77	
		Motor Vehicle Theft	20	35	
		Arson	0	1	
NON-UCR OFFENSES	PROPERTY	COMPSTAT TOTALS	154	138	
		Ambulance Calls	12	22	
		Deaths	7	3	
		Missing Persons	6	3	
		Suicides	0	0	
		Suspicious Activity	18	16	
		Traffic Accidents	33	37	
		All Other	135	142	
		NON-UCR TOTALS	211	223	
TOTALS		COMPSTAT OFFENSES	154	138	
		EXTENDED COMPSTAT OFFENSES	265	298	
		NON-UCR OFFENSES	211	223	
		TOTAL	630	659	

OFFENSE	Jul-21	Jul-22
Other Assaults	49	62
Forgery/Counterfeiting	1	1
Fraud	16	16
Embezzlement	0	0
Stolen Property	7	2
Vandalism	36	43
Weapons	9	10
Prostitution	0	0
Sex Offenses	5	2
Drug Abuse	21	12
Gambling	0	0
Family Offenses	38	51
DUI	2	4
Liquor Laws	1	0
Drunkenness	3	9
Disorderly Conduct	4	5
All Other Offenses	73	81
Curfew/Loitering	0	0
EXTENDED COMPSTAT TOTALS	265	298

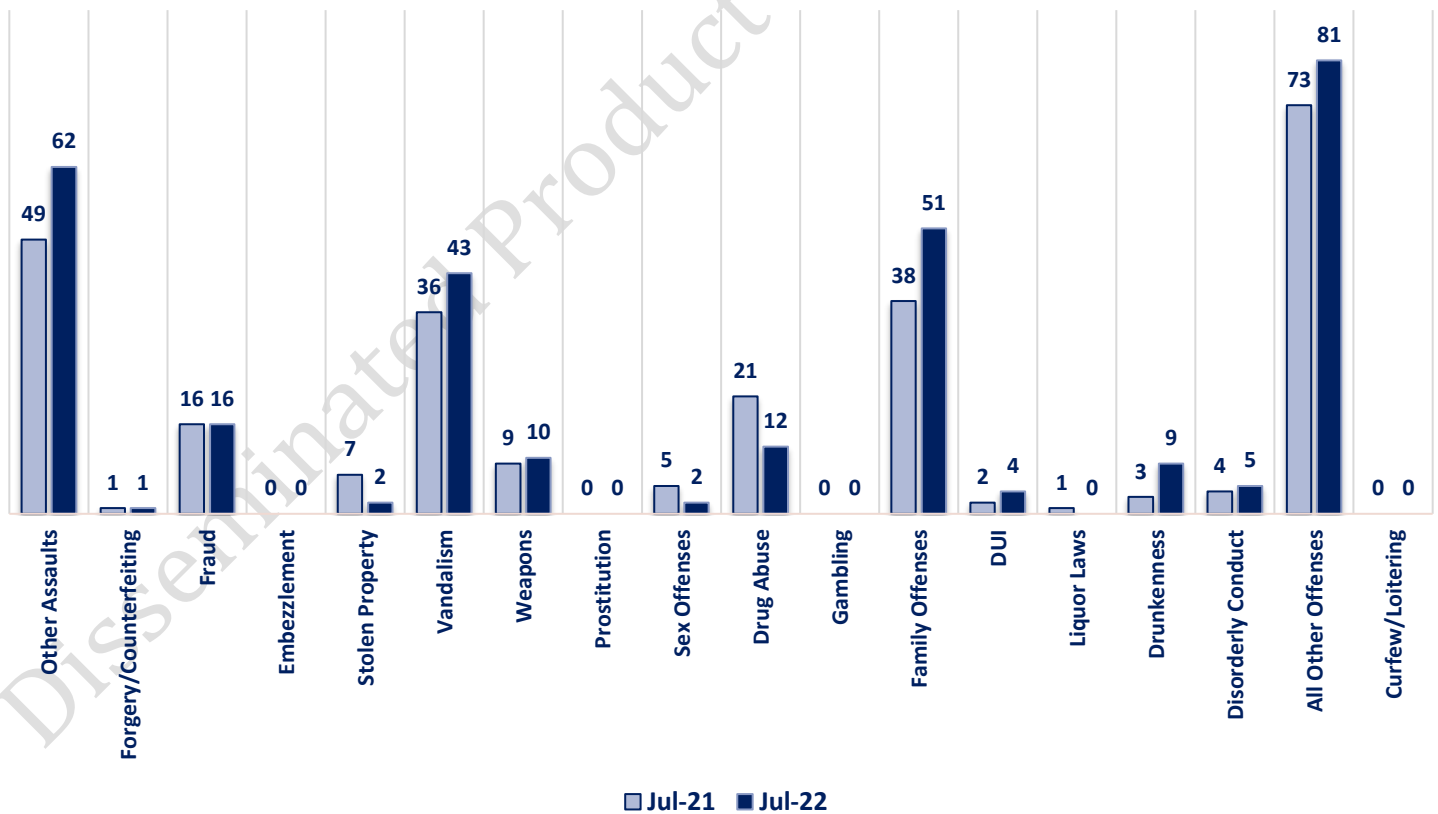
**JULY 2022 - COMPSTAT AND EXTENDED COMPSTAT OFFENSE  
PERCENTAGES**



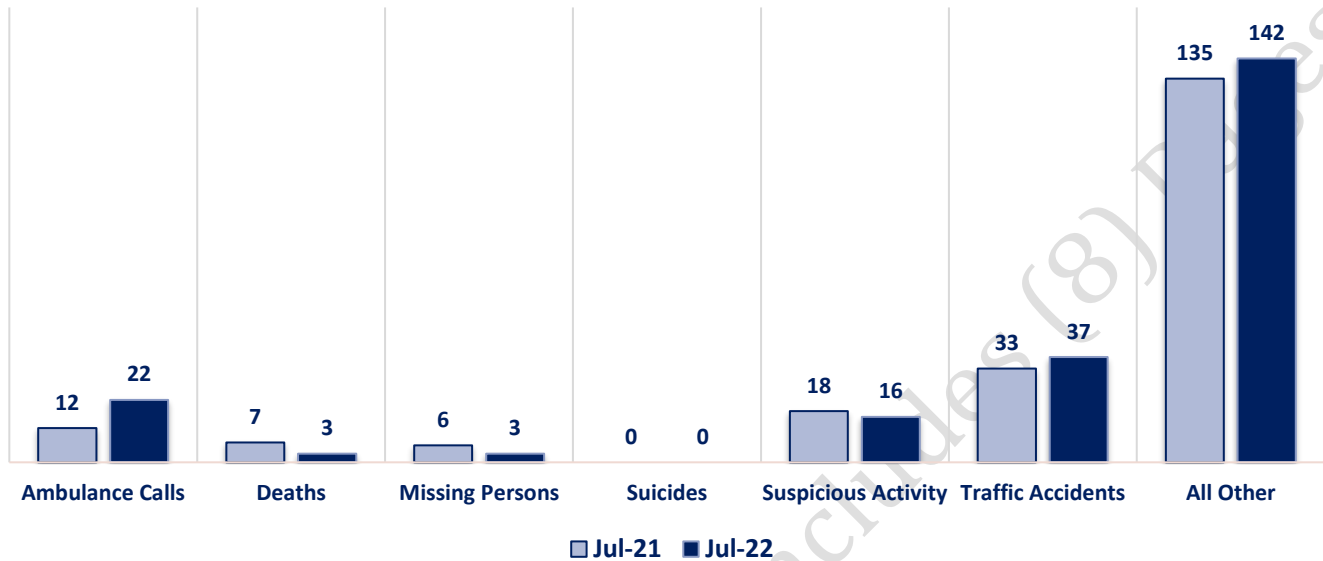
### CompStat Offenses



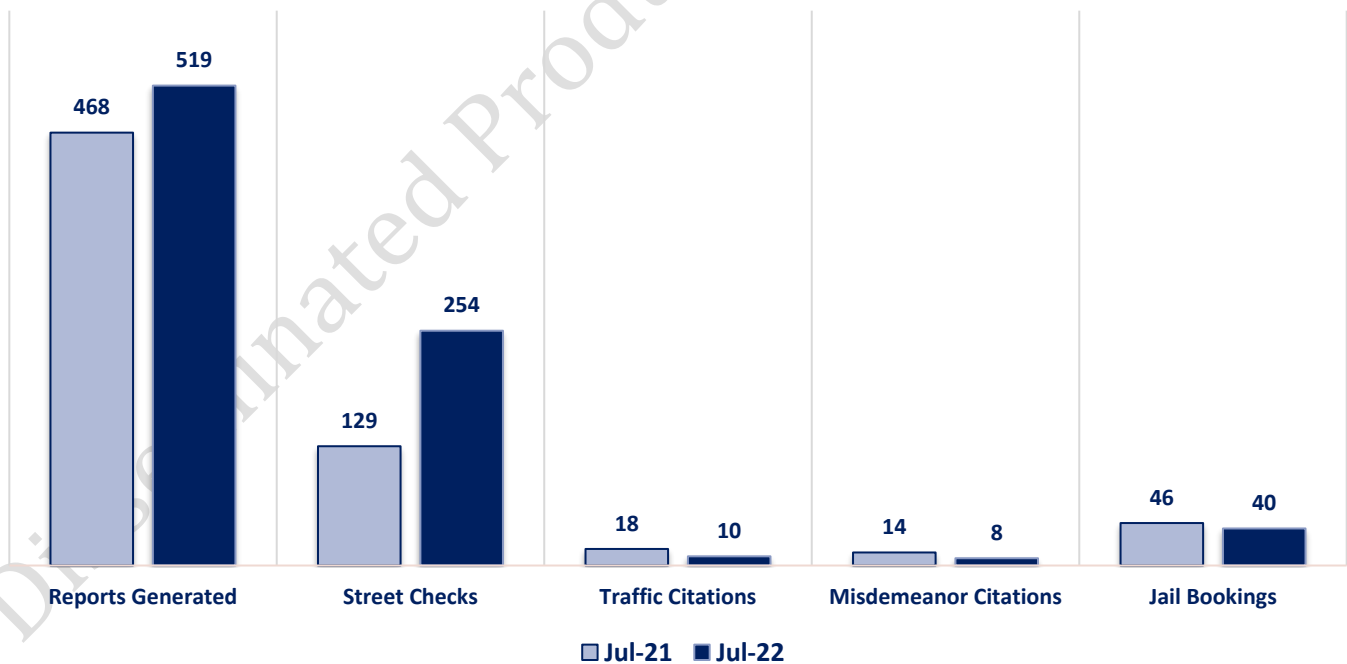
### Extended CompStat Offenses



### Non-UCR Offenses

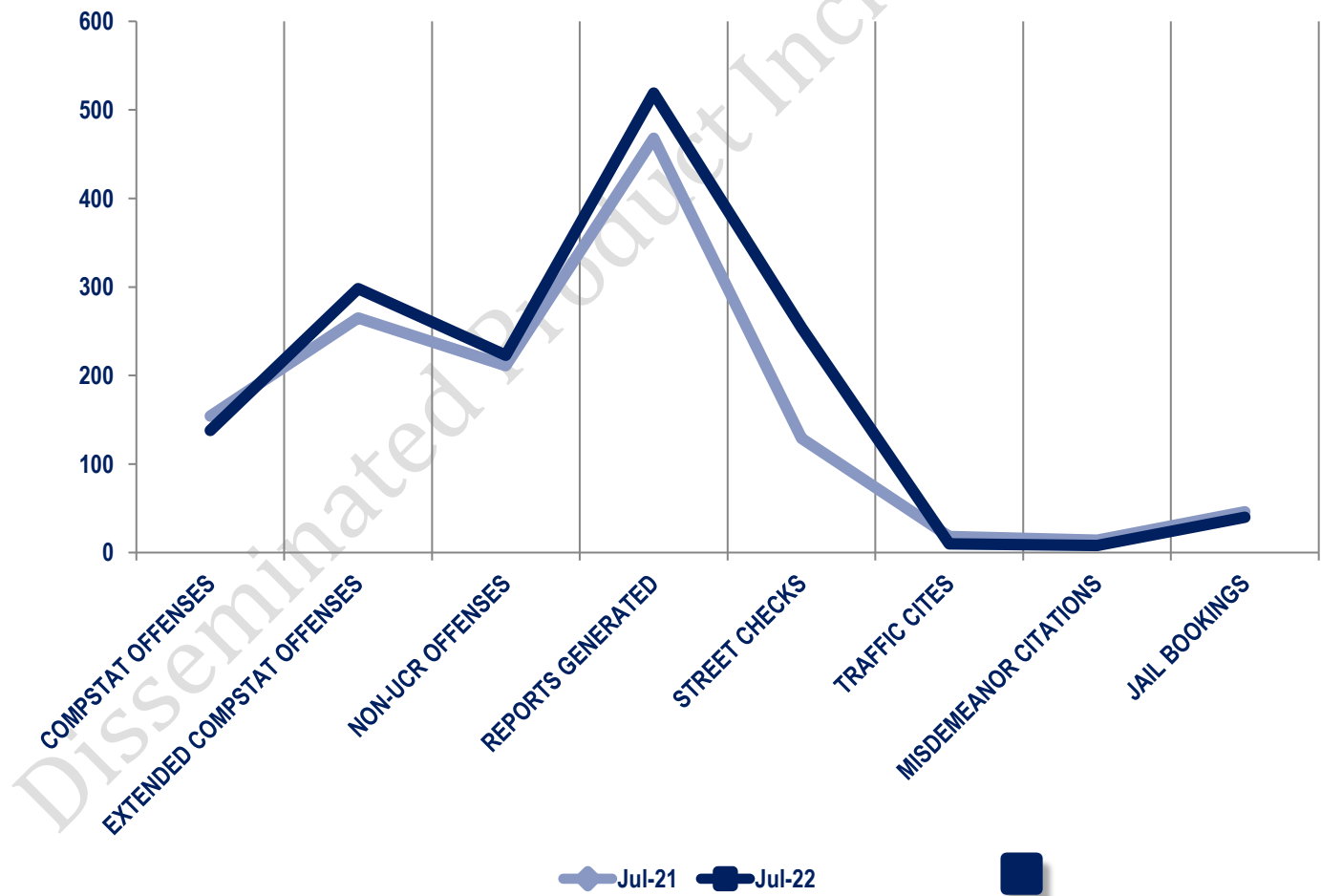


### Other Event Totals



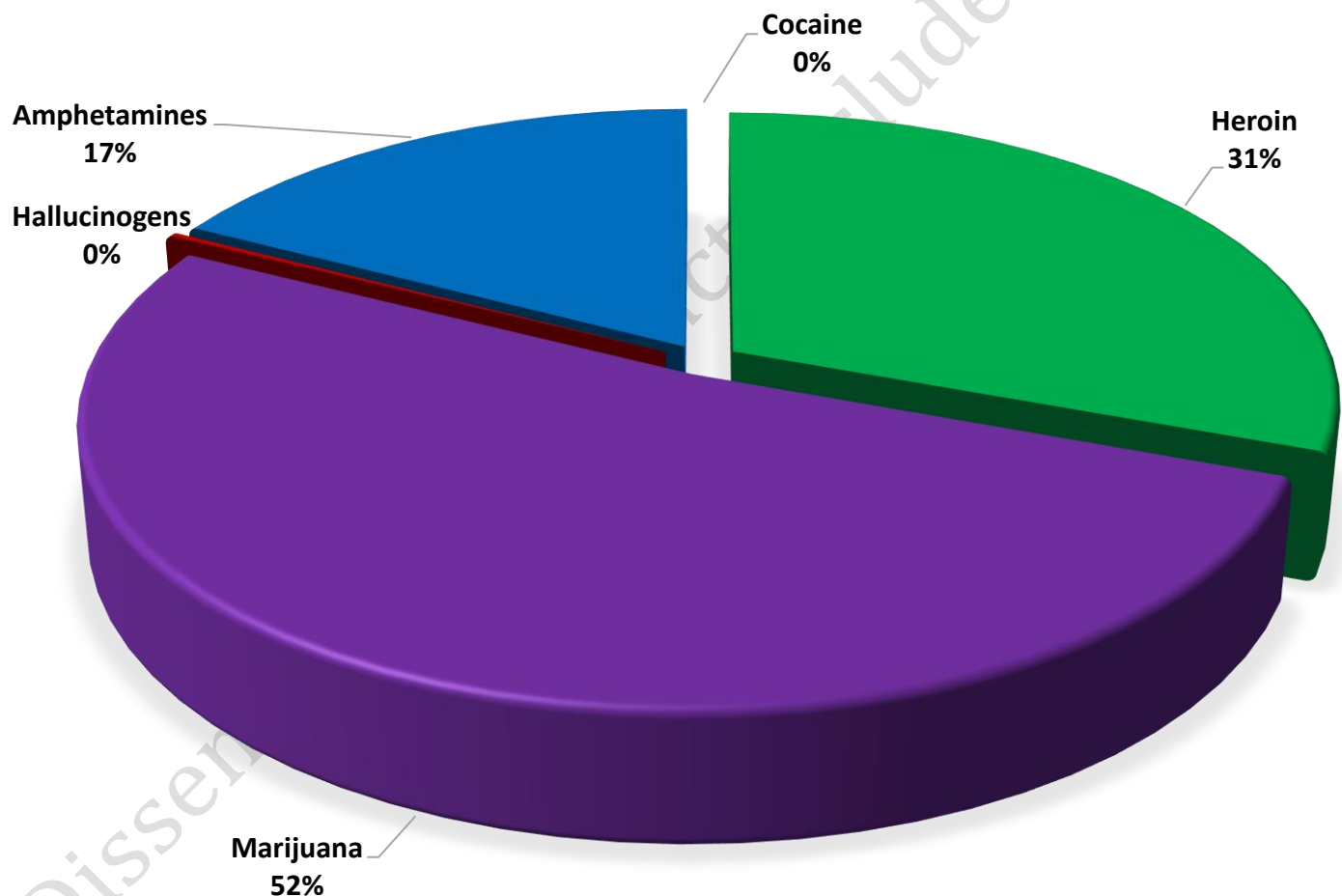
### Combined Offense/Event Trends

	JULY 2021	JULY 2022
<b>CompStat Offenses</b>	154	138
<b>Extended CompStat Offenses</b>	265	298
<b>Non-UCR Offenses</b>	211	223
<b>Reports Generated</b>	468	519
<b>Street Checks</b>	129	254
<b>Traffic Cites</b>	18	10
<b>Misdemeanor Citations</b>	14	8
<b>Jail Bookings</b>	46	40

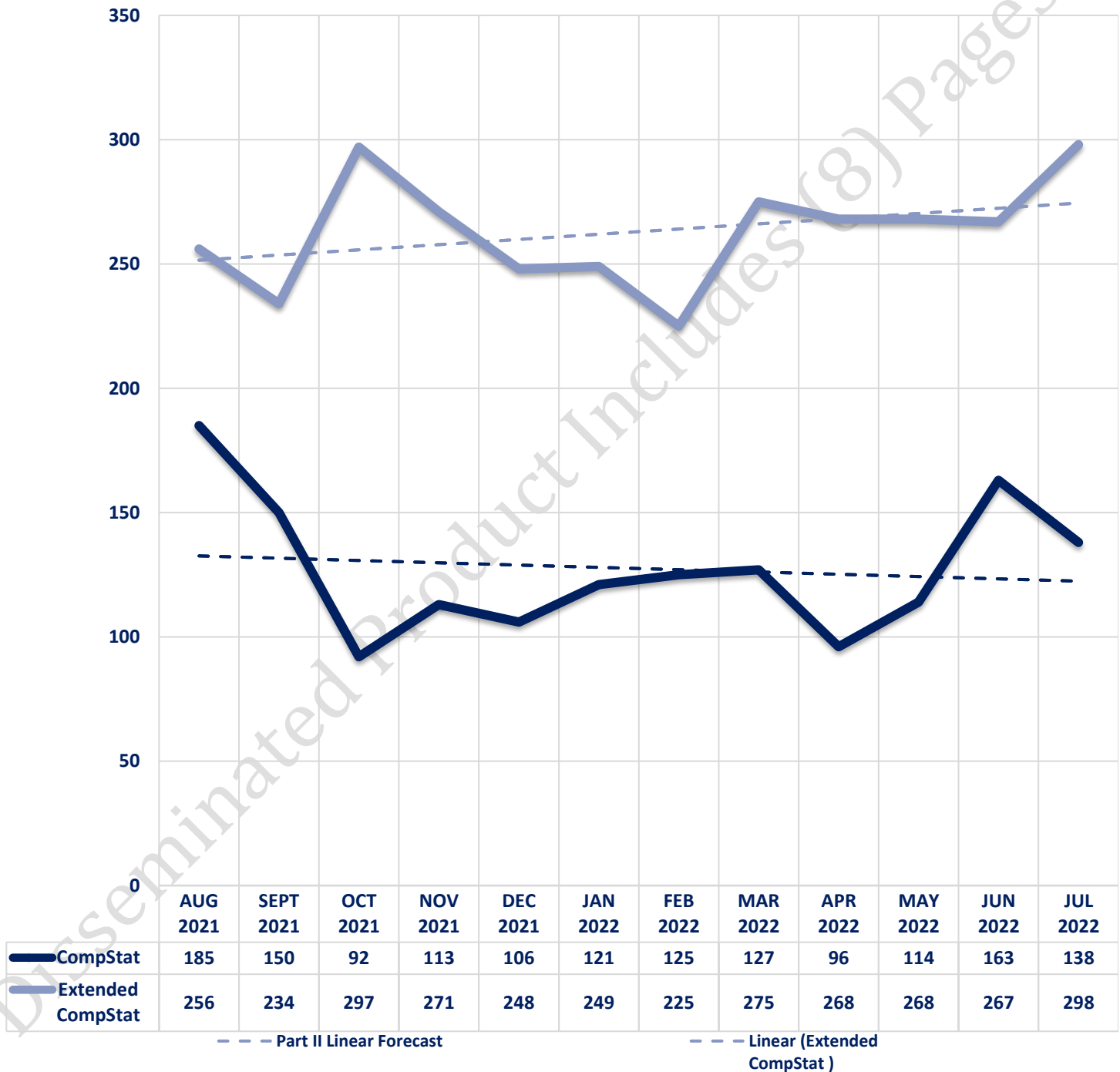


### Seized Drugs

TYPE	DOSES	STREET VALUE
Cocaine	0.0	\$ -
Heroin	136.0	\$ 1,013.20
Marijuana	230.3	\$ 764.53
Hallucinogens	1.0	\$ 2.00
Amphetamines	77.0	\$ 539.00
<b>TOTAL</b>	<b>444.3</b>	<b>\$ 2,318.73</b>



### CompStat & Extended CompStat Offenses - One Year







## CITY COUNCIL DISTRICT #1

### MONTHLY OFFENSE SUMMARY

August 2022

These figures represent preliminary counts of original Police Incident Reports and include all offenses within the above listed City Council District only. Full statistical analysis to determine the confidence level of this data has not been performed. The results contained herein are approximate in relation to the listed area and may not fully coincide with data shown in other areas of SLCPD's Crime Statistics page such as Calls for Service, Crimes Trending, and Crime Reports due to and reflective of departmental procedures that were in place at the time the event occurred and the date this data was compiled. Results displayed are not distinguished as attempted or completed crimes, do not include other calls for police service, and only represent police service where a report was made. Police Incident Reports are classified by primary offense categories as defined by the Uniform Crime Reporting (UCR) system, however for this report all offenses are included, and each incident may have more than one offense listed on it. In cases where there is more than one offense listed, all offenses are counted individually. Although every reasonable verification effort is made, the accuracy of any data is subject to the constraints of the report generation process as well as the manner, format, and point in time of any query.

#### COMPSTAT OFFENSES: (Part I)

Chosen by the FBI as Part I Offenses because they are serious crimes that occur with regularity in all areas of the country and are likely to be reported to Police.

#### EXTENDED COMPSTAT OFFENSES: (Part II)

All other crimes other than the eight CompStat Offenses. The Uniform Crime Reporting Program gathers only arrest data for these offenses, however, SLCPD results displayed in this document display all of these, regardless of the presence of arrest data.

#### ALL OTHER OFFENSES:

Under the Extended CompStat Offense section, 'All Other Offenses' include Peeping Tom, Trespass, Kidnap/Abduction, Pornography, Extortion/Blackmail, Bribery, Warrants, Sexual Offenses, Obstruction, Public Peace, and Hit & Run.

#### NON-UCR OFFENSES:

Non-UCR Offenses include reports for all other offenses not classified as a CompStat or Extended CompStat Offense. Results displayed separate some of these offenses such as Ambulance Calls, Deaths, Missing Persons, Suicides, Suspicious Activity, and Traffic Accidents.

#### ALL OTHER NON-UCR:

Under the Non-UCR category, 'All Other' include the remainder of offenses not classified as CompStat or CompStat Extended and not separated from the Non-UCR Offenses. These include things such as Loud Parties, Barking Dogs, Mentally Ill Subjects, Citizen Assistance, etc.

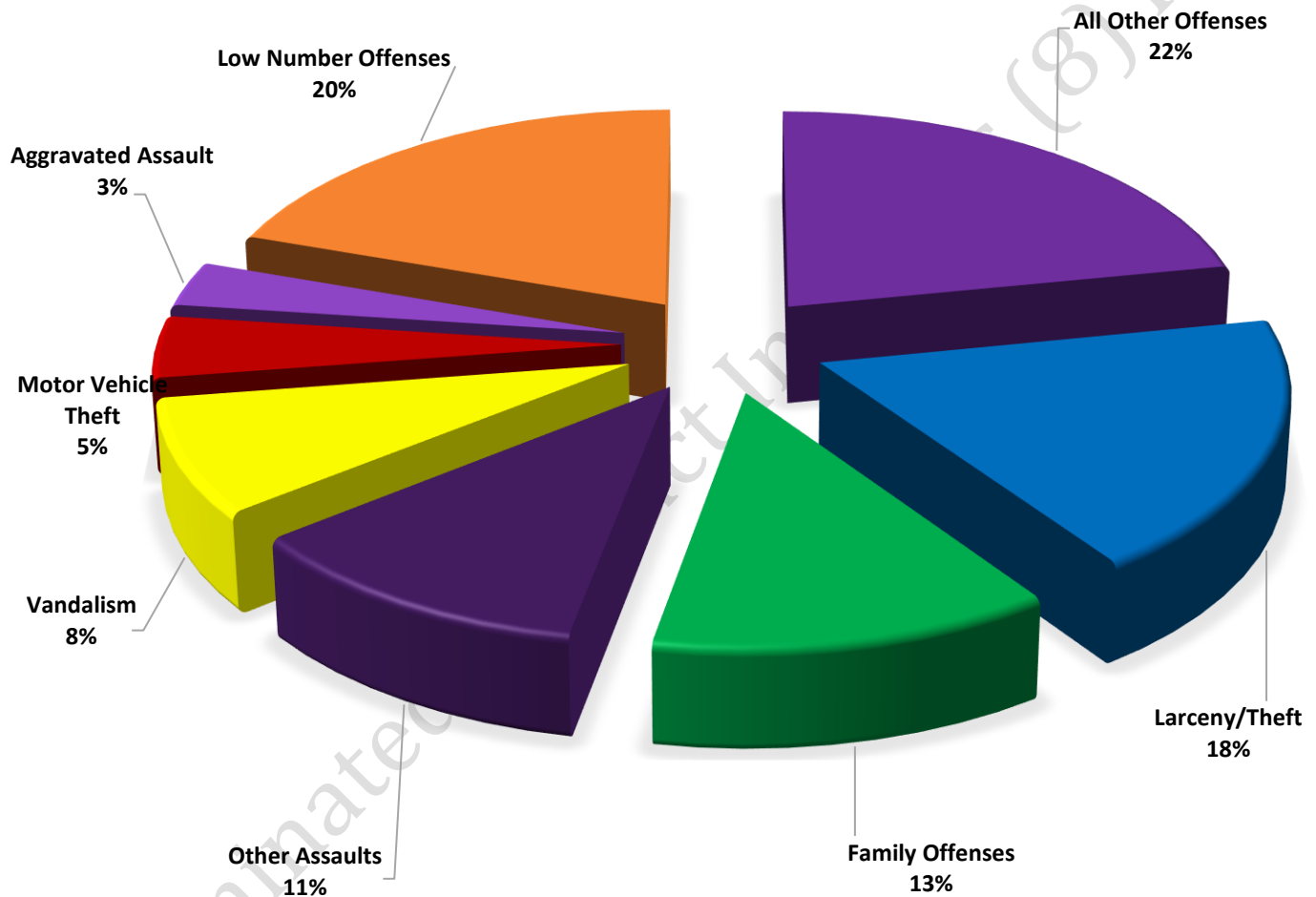
#### LOW NUMBER OFFENSES:

On page two, in the interest of space and allowing for easier viewing, the category titled 'Low Number Offenses' include CompStat and Extended CompStat Offenses from page one that have totals under the amount of 15.

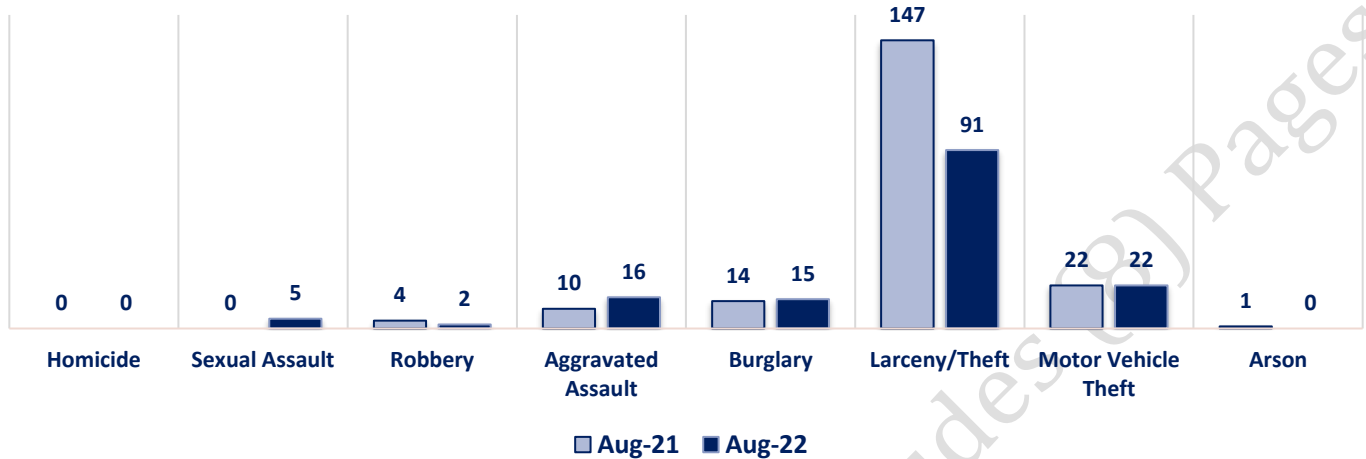
## Offenses

COMPSTAT OFFENSES	VIOLENT	Offense	Aug-21	Aug-22	EXTENDED COMPSTAT OFFENSES
		Homicide	0	0	
		Sexual Assault	0	5	
		Robbery	4	2	
		Aggravated Assault	10	16	
		Burglary	14	15	
		Larceny/Theft	147	91	
		Motor Vehicle Theft	22	22	
		Arson	1	0	
NON-UCR OFFENSES	PROPERTY	COMPSTAT TOTALS	198	151	
		Ambulance Calls	13	17	
		Deaths	3	3	
		Missing Persons	2	6	
		Suicides	0	0	
		Suspicious Activity	19	18	
		Traffic Accidents	45	37	
		All Other	141	143	
		NON-UCR TOTALS	223	224	
TOTALS		COMPSTAT OFFENSES	198	151	
		EXTENDED COMPSTAT OFFENSES	259	342	
		NON-UCR OFFENSES	223	224	
		TOTAL	680	717	
		Other Assaults	37	56	
		Forgery/Counterfeiting	3	10	
		Fraud	14	15	
		Embezzlement	0	0	
		Stolen Property	5	4	
		Vandalism	32	41	
		Weapons	4	5	
		Prostitution	0	0	
		Sex Offenses	2	2	
		Drug Abuse	19	15	
		Gambling	0	0	
		Family Offenses	34	62	
		DUI	7	5	
		Liquor Laws	0	1	
		Drunkenness	7	11	
		Disorderly Conduct	7	7	
		All Other Offenses	88	108	
		Curfew/Loitering	0	0	
		EXTENDED COMPSTAT TOTALS	259	342	

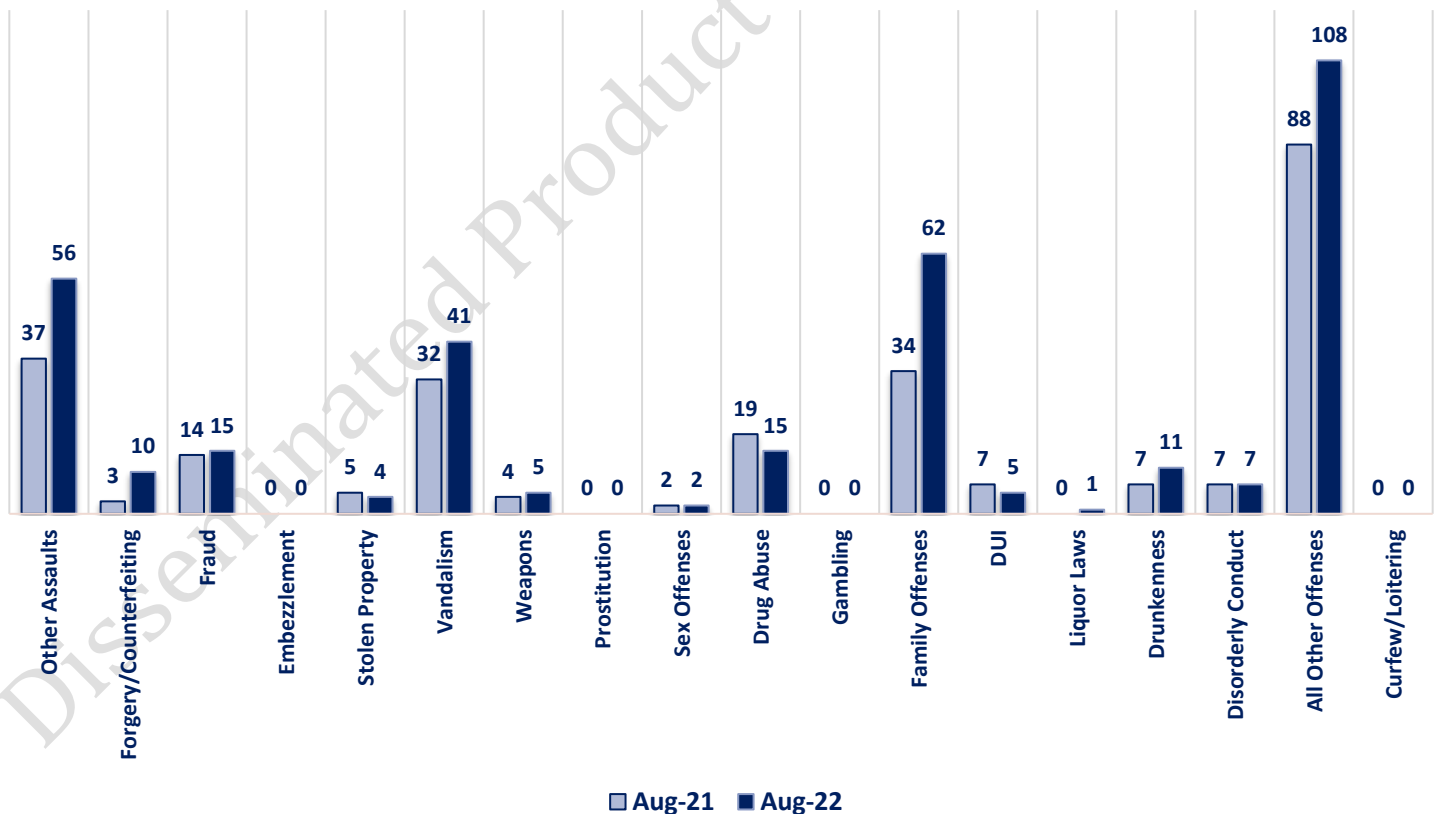
**AUGUST 2022 - COMPSTAT AND EXTENDED COMPSTAT  
OFFENSE PERCENTAGES**



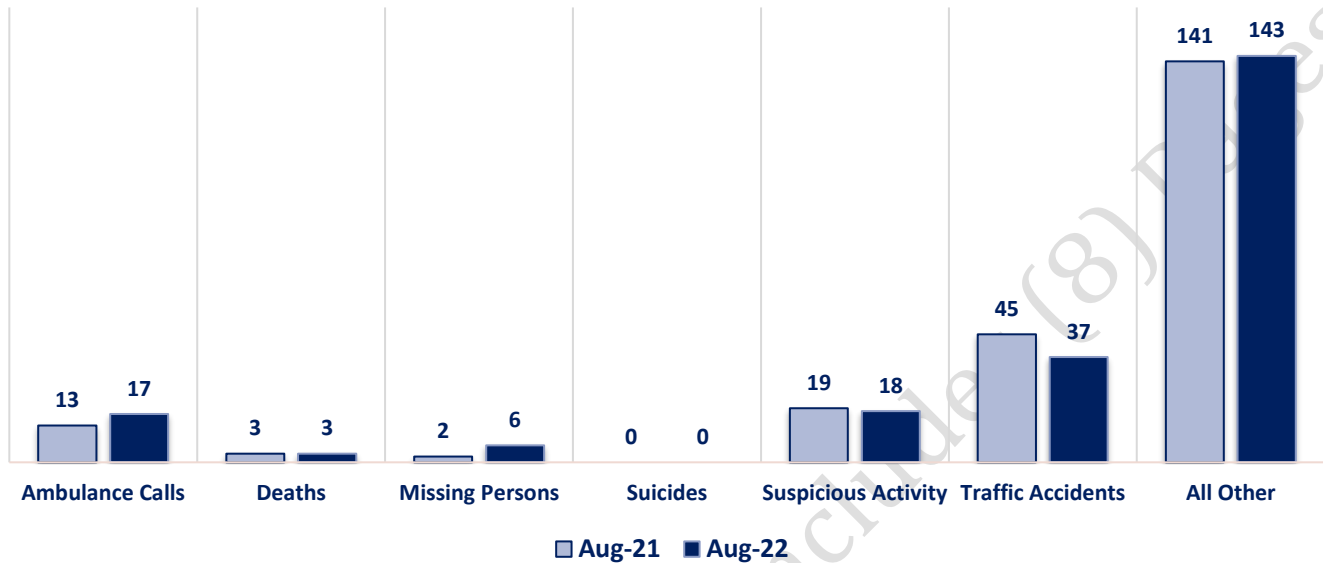
### CompStat Offenses



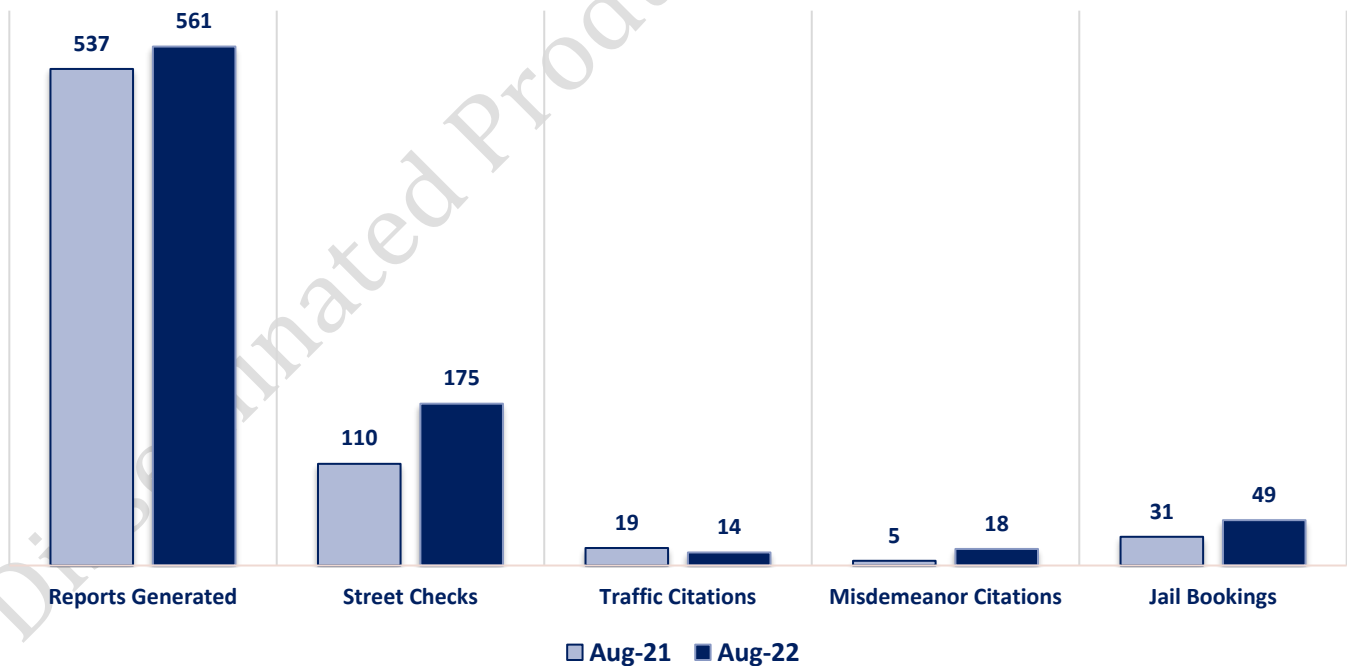
### Extended CompStat Offenses



### Non-UCR Offenses



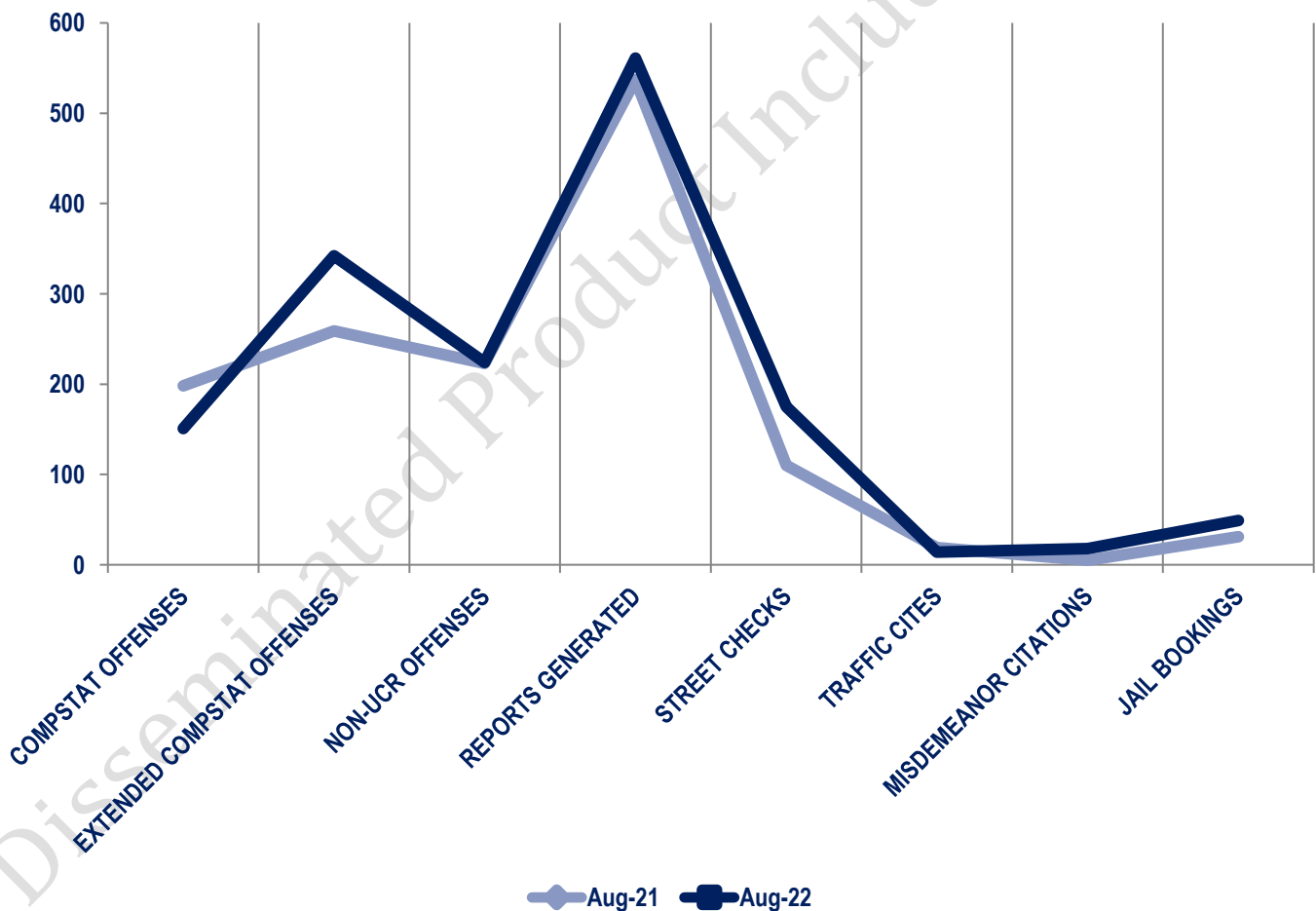
### Other Event Totals



### Combined Offense/Event Trends

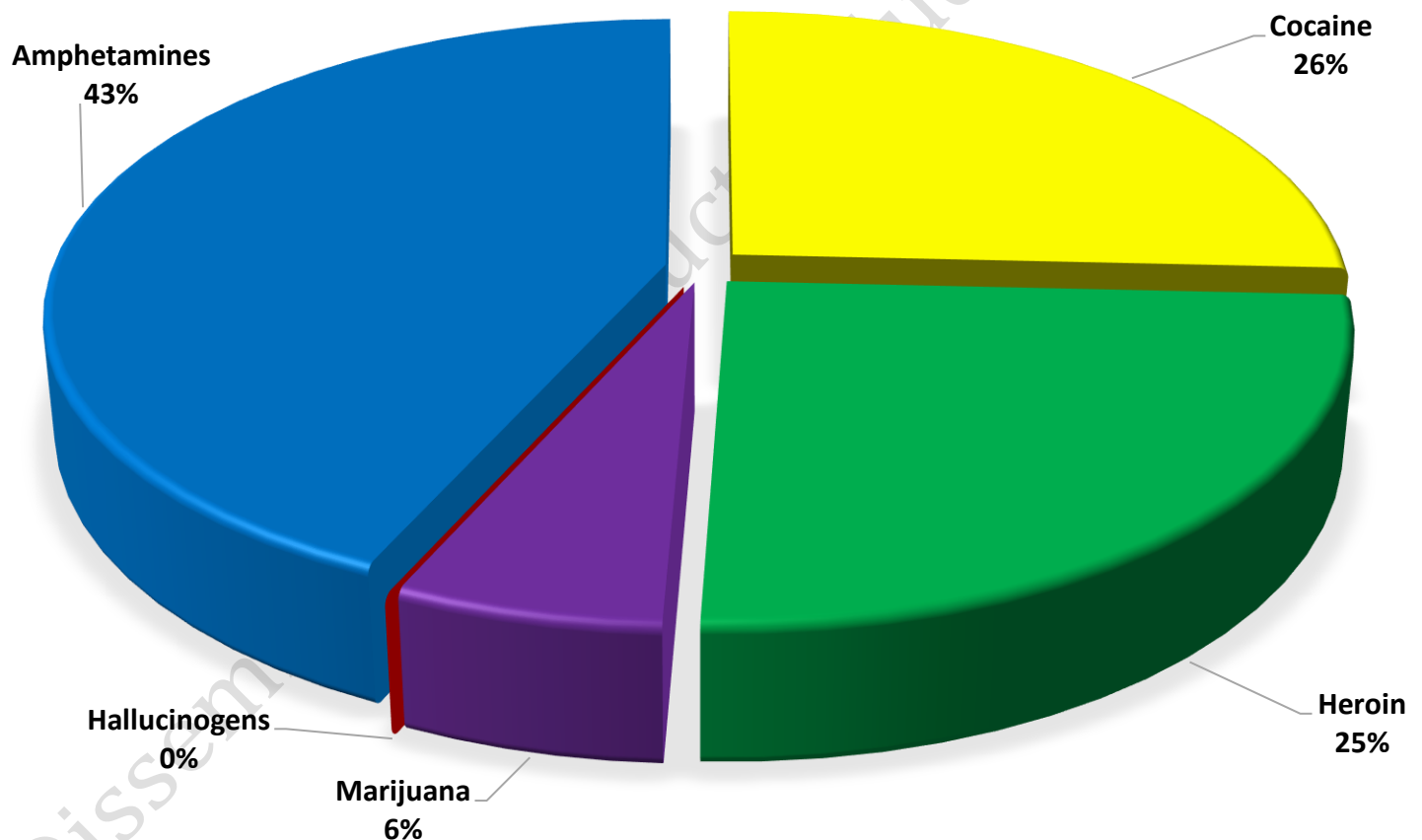
\*Street checks include private impounds

	AUG 2021	AUG 2022
<b>CompStat Offenses</b>	198	151
<b>Extended CompStat Offenses</b>	259	342
<b>Non-UCR Offenses</b>	223	224
<b>Reports Generated</b>	537	561
<b>Street Checks</b>	110	175
<b>Traffic Cites</b>	19	14
<b>Misdemeanor Citations</b>	5	18
<b>Jail Bookings</b>	31	49

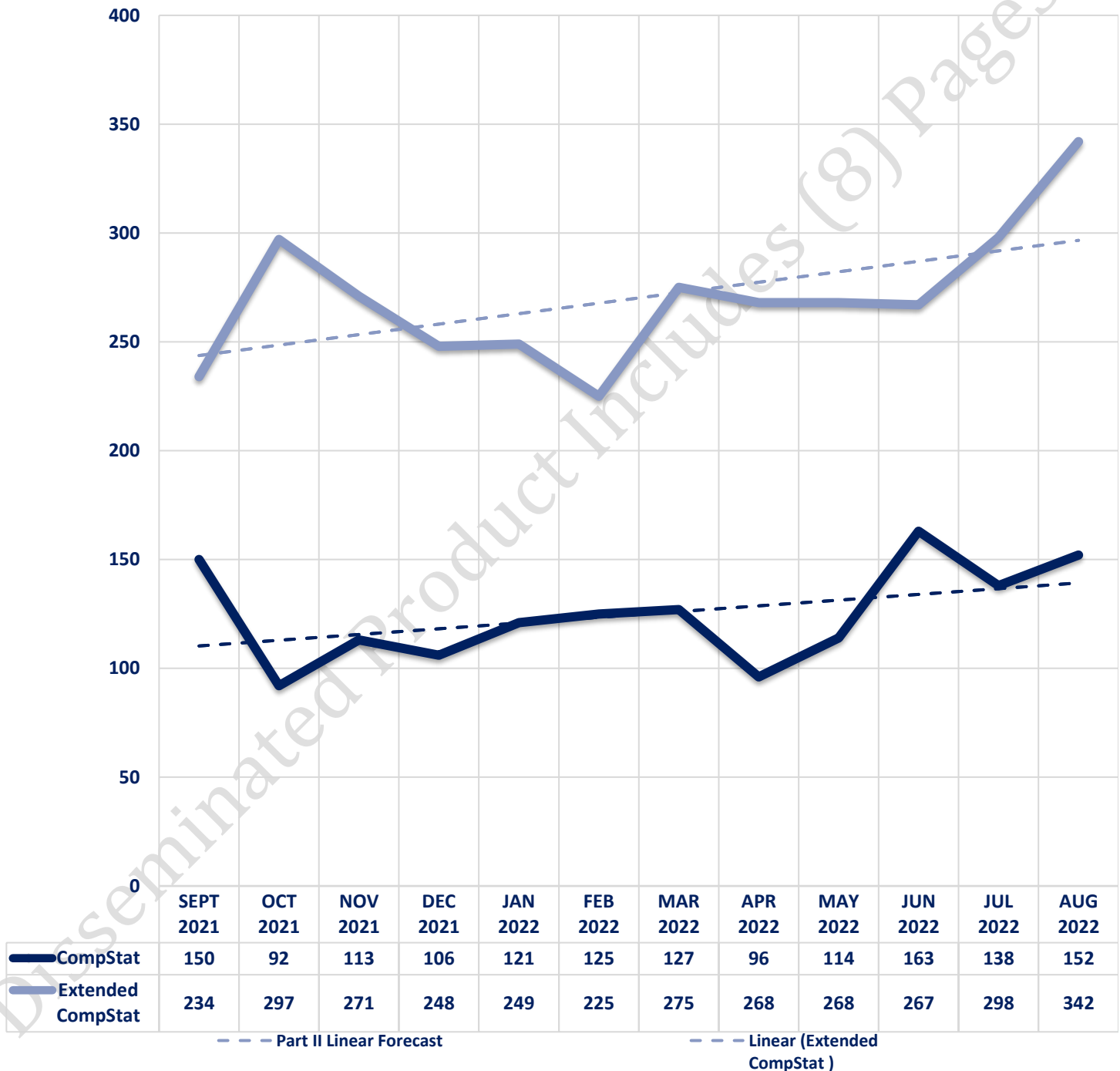


### Seized Drugs

TYPE	DOSES	STREET VALUE
Cocaine	191.0	\$ 1,337.00
Heroin	185.1	\$ 1,378.97
Marijuana	44.9	\$ 149.14
Hallucinogens	0.0	\$ -
Amphetamines	321.1	\$ 2,248.02
<b>TOTAL</b>	<b>742.2</b>	<b>\$ 5,113.13</b>



### CompStat & Extended CompStat Offenses - One Year







## CITY COUNCIL DISTRICT #1

### MONTHLY OFFENSE SUMMARY

September 2022

These figures represent preliminary counts of original Police Incident Reports and include all offenses within the above listed City Council District only. Full statistical analysis to determine the confidence level of this data has not been performed. The results contained herein are approximate in relation to the listed area and may not fully coincide with data shown in other areas of SLCPD's Crime Statistics page such as Calls for Service, Crimes Trending, and Crime Reports due to and reflective of departmental procedures that were in place at the time the event occurred and the date this data was compiled. Results displayed are not distinguished as attempted or completed crimes, do not include other calls for police service, and only represent police service where a report was made. Police Incident Reports are classified by primary offense categories as defined by the Uniform Crime Reporting (UCR) system, however for this report all offenses are included, and each incident may have more than one offense listed on it. In cases where there is more than one offense listed, all offenses are counted individually. Although every reasonable verification effort is made, the accuracy of any data is subject to the constraints of the report generation process as well as the manner, format, and point in time of any query.

#### COMPSTAT OFFENSES: (Part I)

Chosen by the FBI as Part I Offenses because they are serious crimes that occur with regularity in all areas of the country and are likely to be reported to Police.

#### EXTENDED COMPSTAT OFFENSES: (Part II)

All other crimes other than the eight CompStat Offenses. The Uniform Crime Reporting Program gathers only arrest data for these offenses, however, SLCPD results displayed in this document display all of these, regardless of the presence of arrest data.

#### ALL OTHER OFFENSES:

Under the Extended CompStat Offense section, 'All Other Offenses' include Peeping Tom, Trespass, Kidnap/Abduction, Pornography, Extortion/Blackmail, Bribery, Warrants, Sexual Offenses, Obstruction, Public Peace, and Hit & Run.

#### NON-UCR OFFENSES:

Non-UCR Offenses include reports for all other offenses not classified as a CompStat or Extended CompStat Offense. Results displayed separate some of these offenses such as Ambulance Calls, Deaths, Missing Persons, Suicides, Suspicious Activity, and Traffic Accidents.

#### ALL OTHER NON-UCR:

Under the Non-UCR category, 'All Other' include the remainder of offenses not classified as CompStat or CompStat Extended and not separated from the Non-UCR Offenses. These include things such as Loud Parties, Barking Dogs, Mentally Ill Subjects, Citizen Assistance, etc.

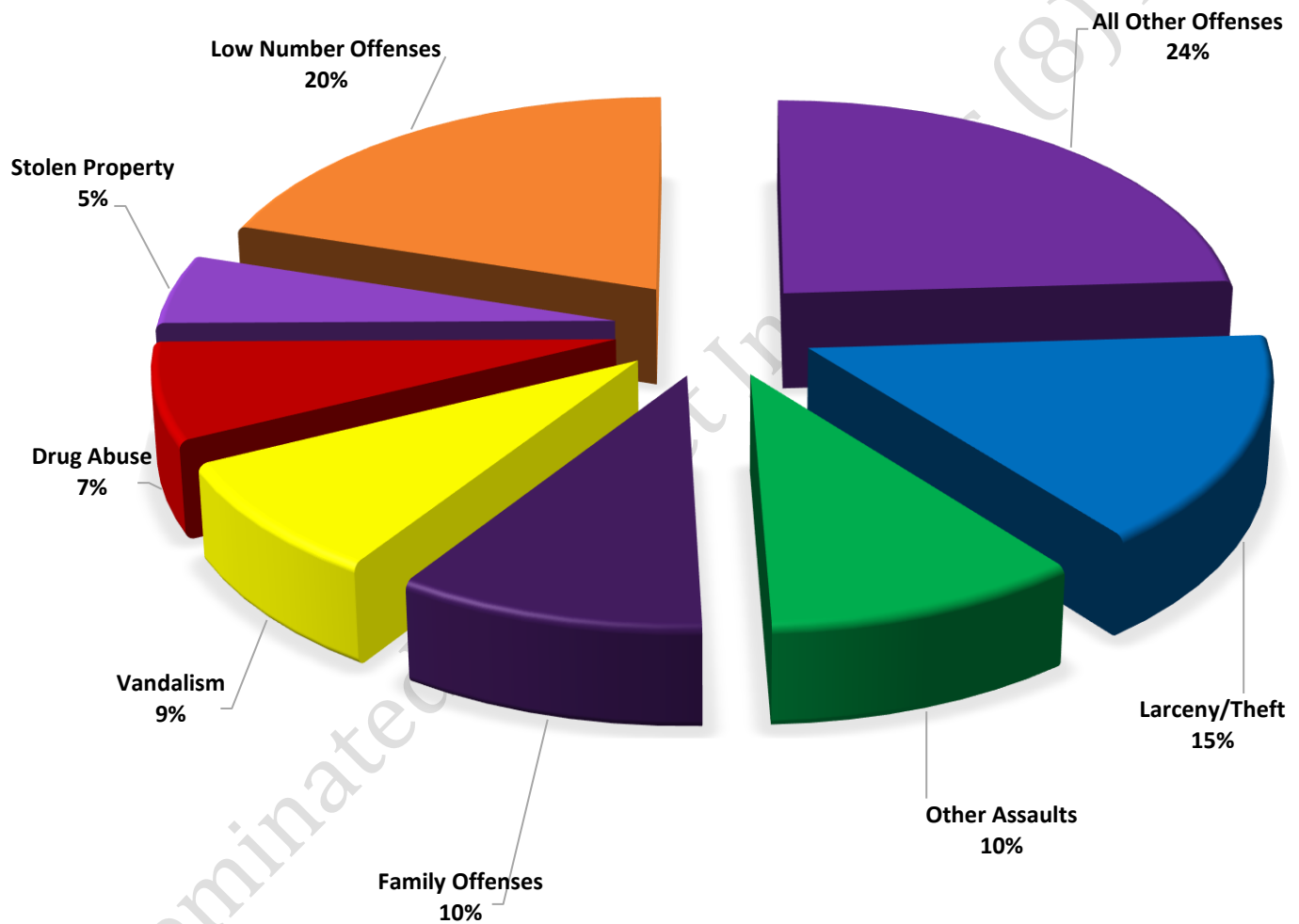
#### LOW NUMBER OFFENSES:

On page two, in the interest of space and allowing for easier viewing, the category titled 'Low Number Offenses' include CompStat and Extended CompStat Offenses from page one that have totals under the amount of 21.

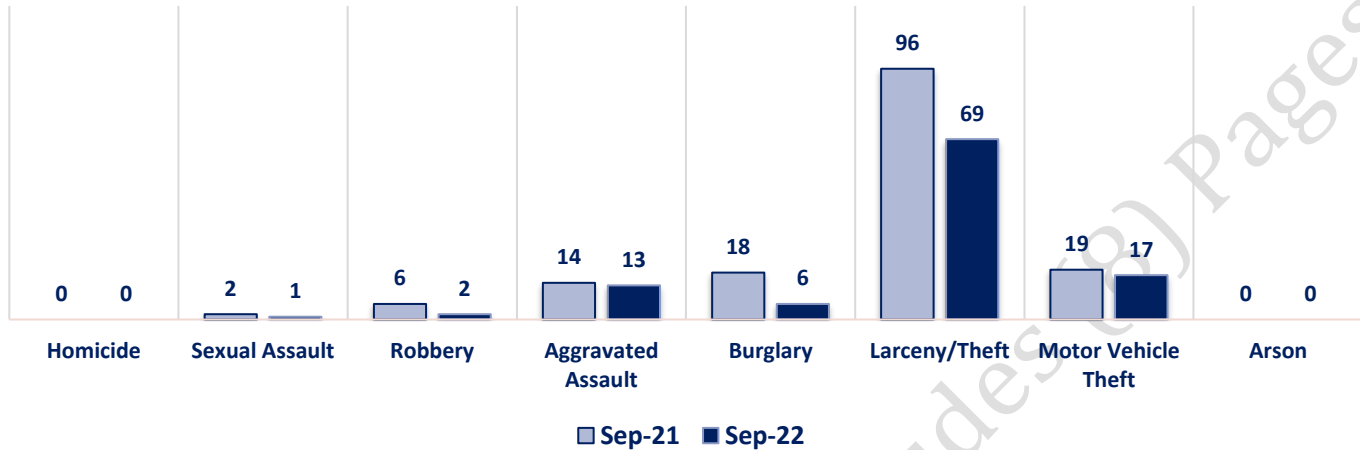
## Offenses

COMPSTAT OFFENSES	VIOLENT	Offense	Sept-21	Sept-22	EXTENDED COMPSTAT OFFENSES
		Homicide	0	0	
		Sexual Assault	2	1	
		Robbery	6	2	
		Aggravated Assault	14	13	
		Burglary	18	6	
		Larceny/Theft	96	69	
		Motor Vehicle Theft	19	17	
		Arson	0	0	
NON-UCR OFFENSES	PROPERTY	COMPSTAT TOTALS	155	108	
		Ambulance Calls	10	12	EXTENDED COMPSTAT OFFENSES
		Deaths	3	4	
		Missing Persons	4	2	
		Suicides	0	0	
		Suspicious Activity	17	19	
		Traffic Accidents	39	40	
		All Other	148	170	
		NON-UCR TOTALS	221	247	
TOTALS		COMPSTAT OFFENSES	155	108	EXTENDED COMPSTAT OFFENSES
		EXTENDED COMPSTAT OFFENSES	249	341	
		NON-UCR OFFENSES	221	247	
		TOTAL	625	696	

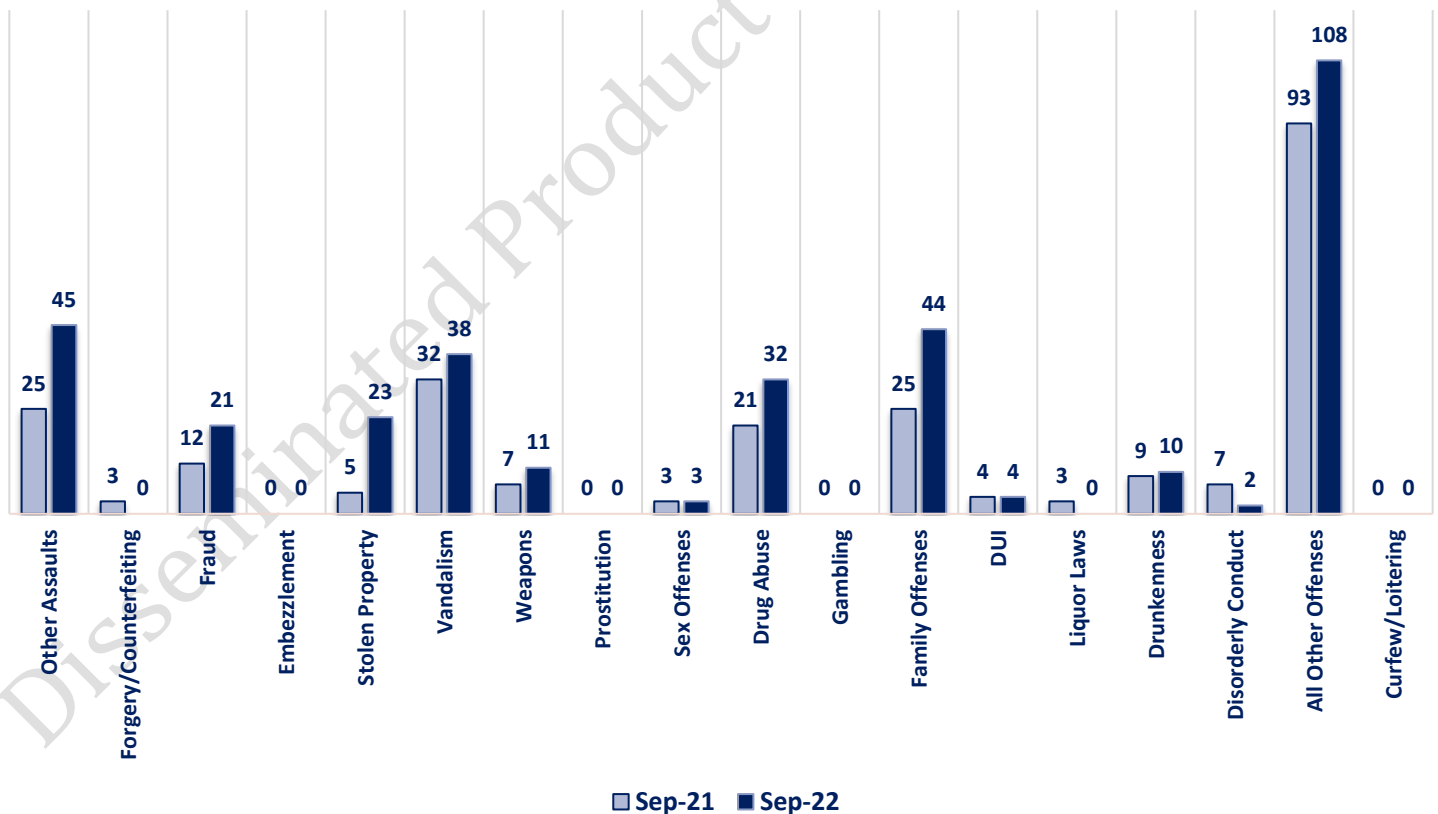
**SEPTEMBER 2022 - COMPSTAT AND EXTENDED COMPSTAT  
OFFENSE PERCENTAGES**



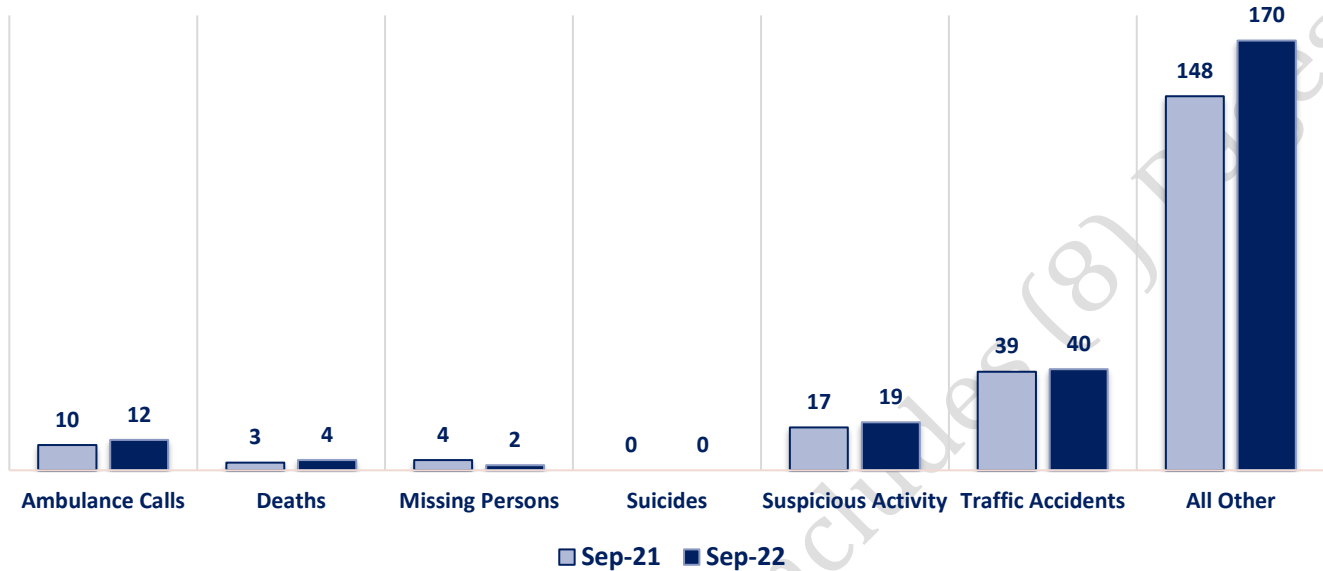
### CompStat Offenses



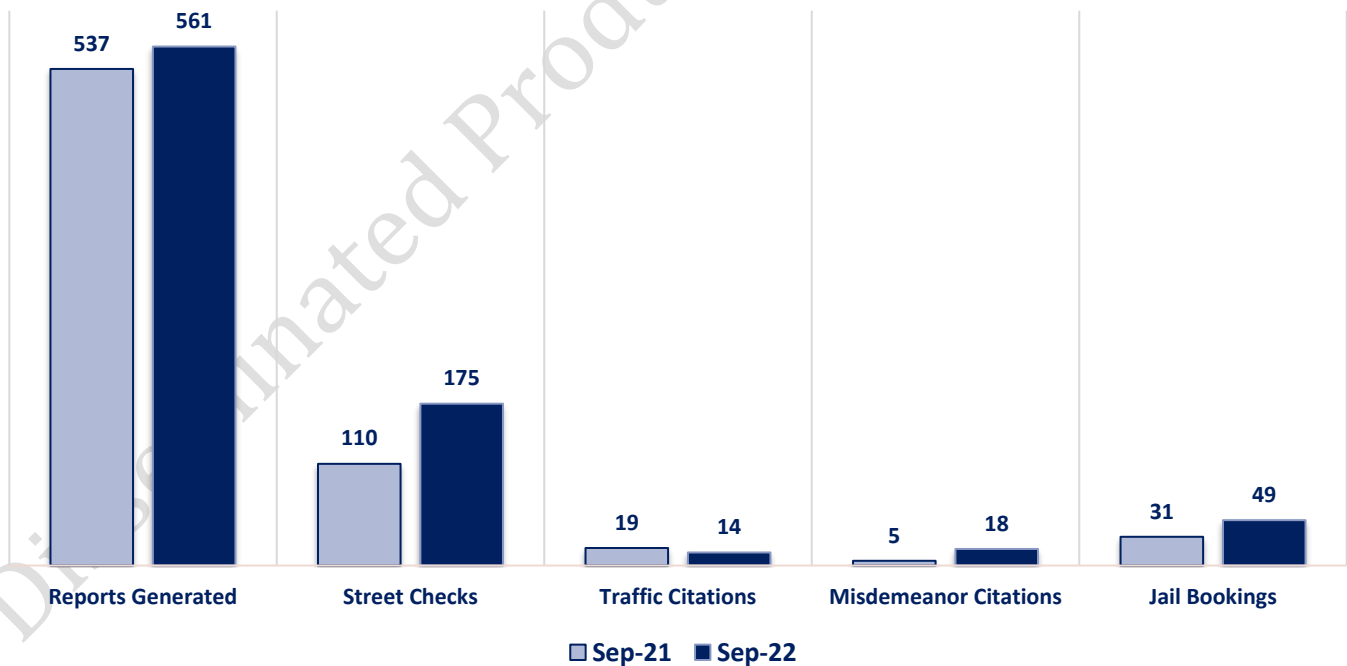
### Extended CompStat Offenses



### Non-UCR Offenses



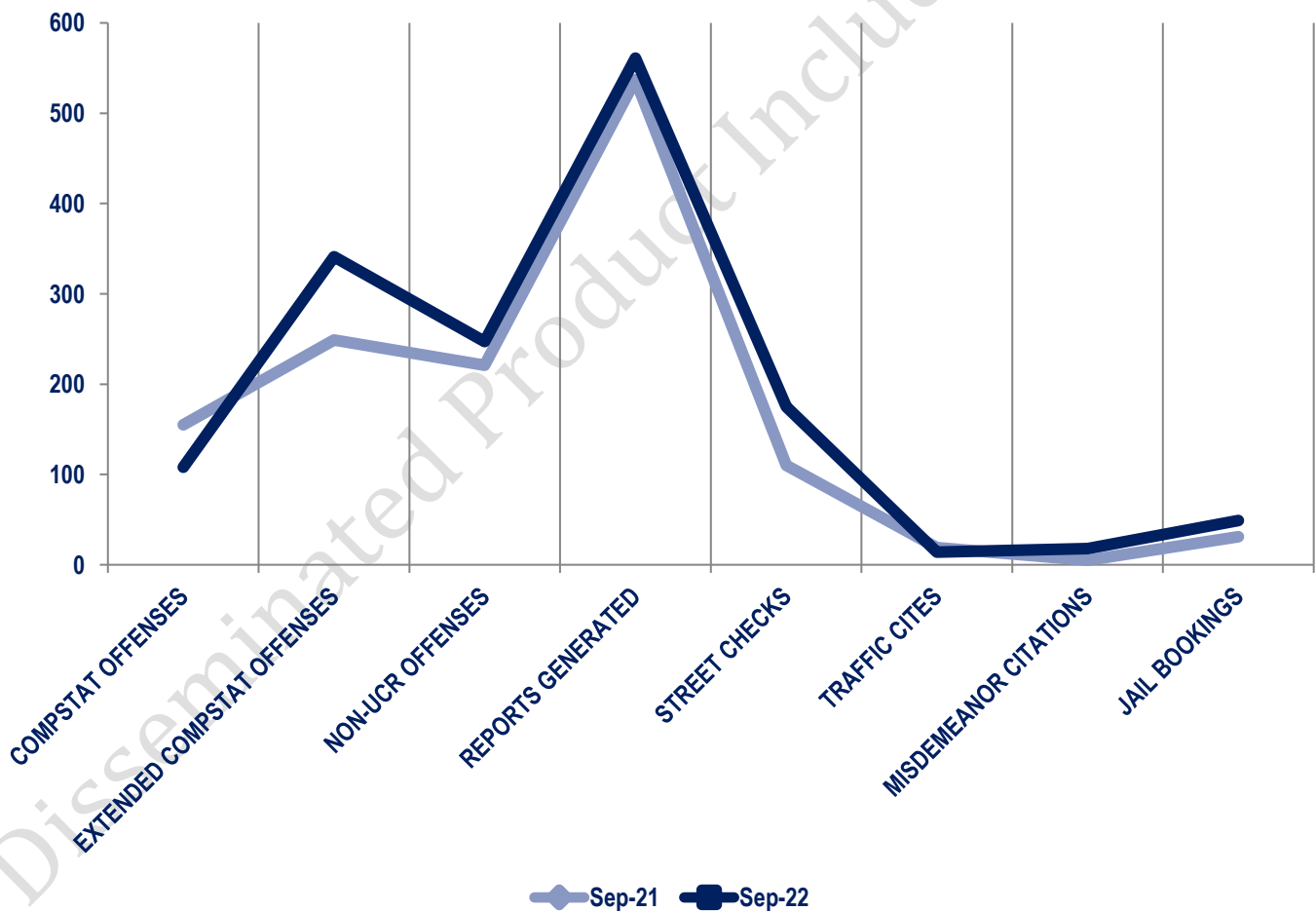
### Other Event Totals



### Combined Offense/Event Trends

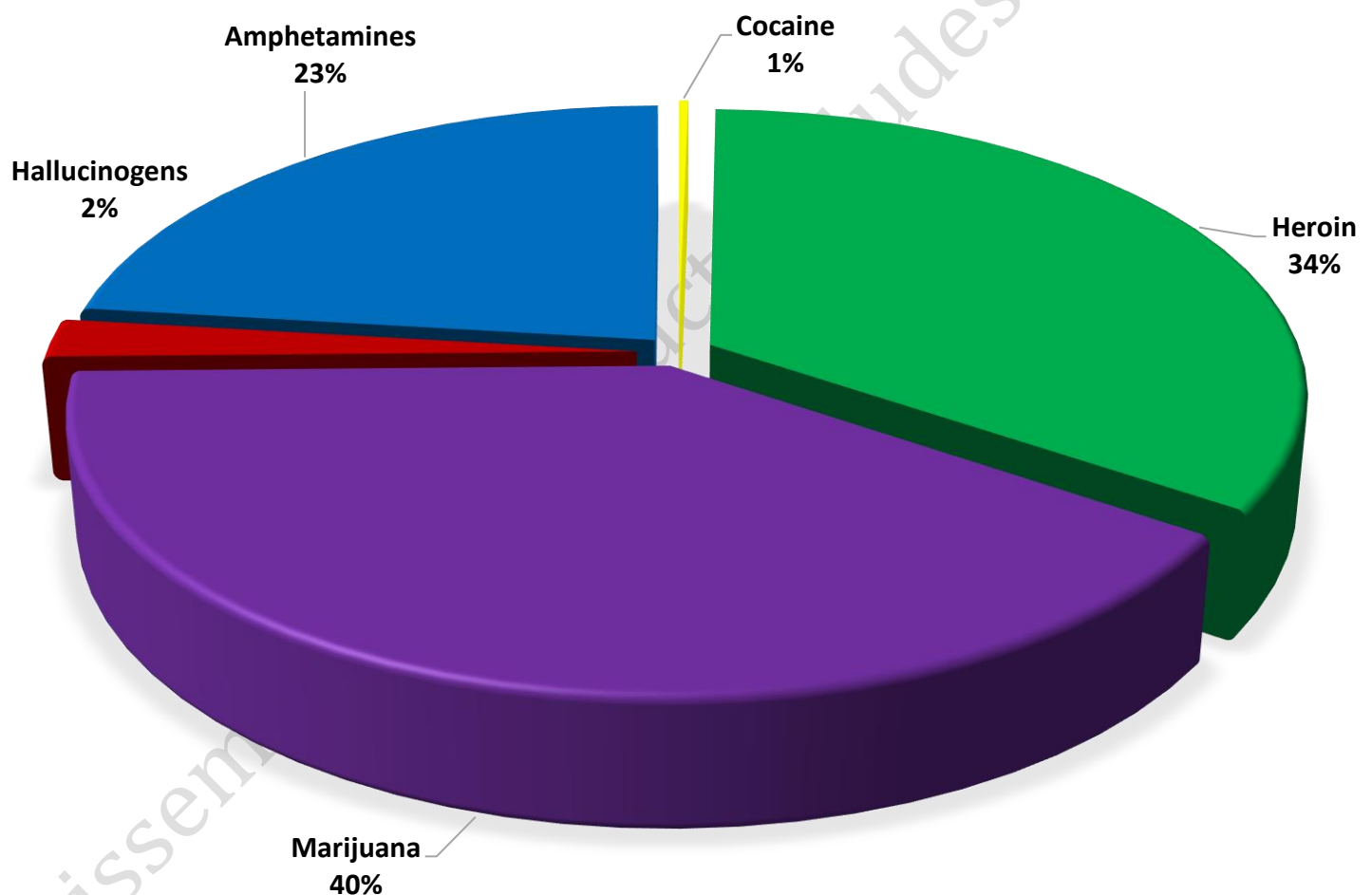
\*Street checks include private impounds

	SEPT 2021	SEPT 2022
<b>CompStat Offenses</b>	155	108
<b>Extended CompStat Offenses</b>	249	341
<b>Non-UCR Offenses</b>	221	247
<b>Reports Generated</b>	537	561
<b>Street Checks</b>	110	175
<b>Traffic Cites</b>	19	14
<b>Misdemeanor Citations</b>	5	18
<b>Jail Bookings</b>	31	49

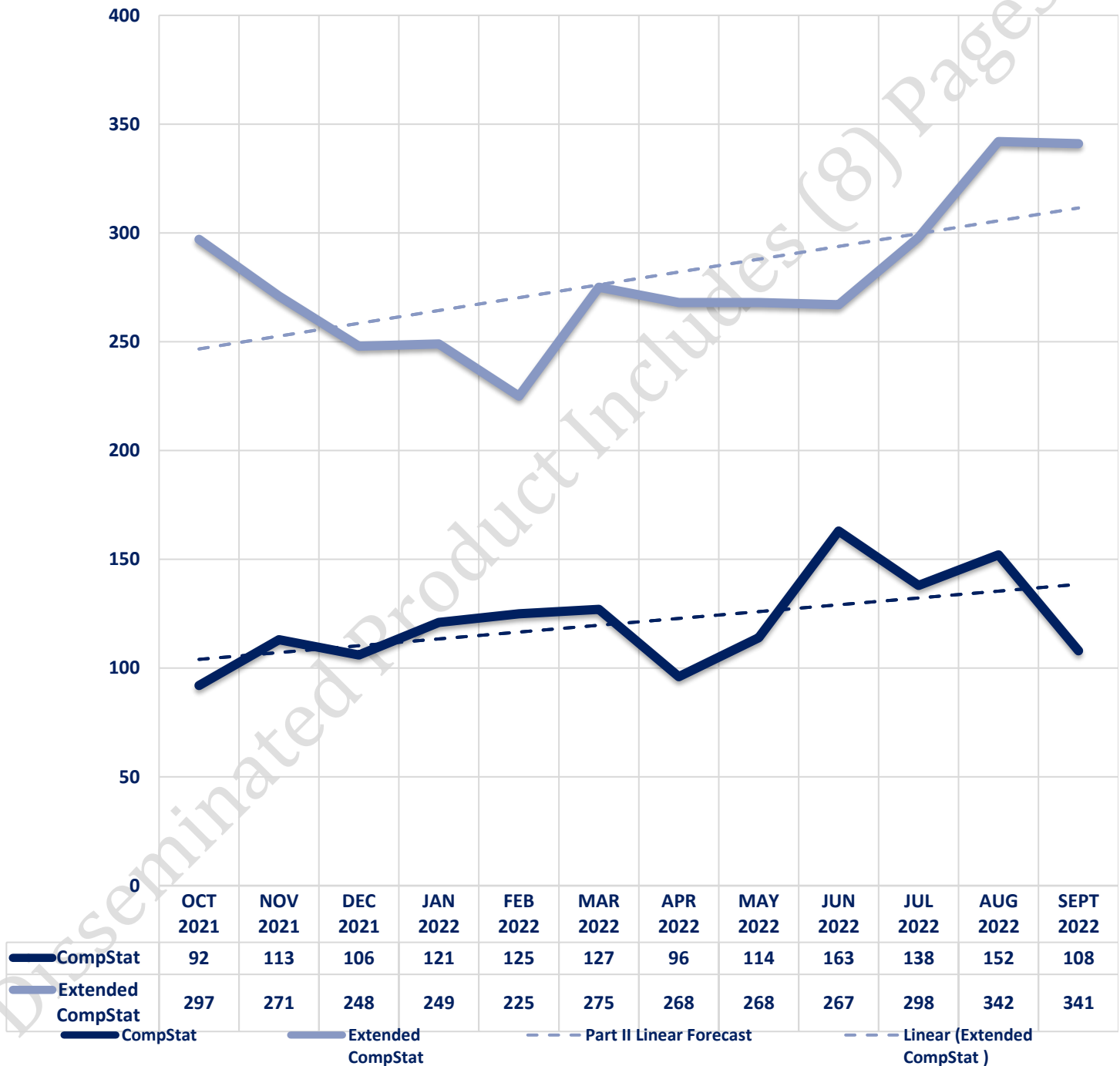


### Seized Drugs

TYPE	DOSES	STREET VALUE
Cocaine	59.0	\$ 413.00
Heroin	6747.5	\$ 50,268.88
Marijuana	7950.2	\$ 26,394.71
Hallucinogens	433.9	\$ 867.74
Amphetamines	4563.4	\$ 31,944.06
<b>TOTAL</b>	<b>19754.0</b>	<b>\$ 109,888.39</b>



### CompStat & Extended CompStat Offenses - One Year







## CITY COUNCIL DISTRICT #1

### MONTHLY OFFENSE SUMMARY

October 2022

These figures represent preliminary counts of original Police Incident Reports and include all offenses within the above listed City Council District only. Full statistical analysis to determine the confidence level of this data has not been performed. The results contained herein are approximate in relation to the listed area and may not fully coincide with data shown in other areas of SLCPD's Crime Statistics page such as Calls for Service, Crimes Trending, and Crime Reports due to and reflective of departmental procedures that were in place at the time the event occurred and the date this data was compiled. Results displayed are not distinguished as attempted or completed crimes, do not include other calls for police service, and only represent police service where a report was made. Police Incident Reports are classified by primary offense categories as defined by the Uniform Crime Reporting (UCR) system, however for this report all offenses are included, and each incident may have more than one offense listed on it. In cases where there is more than one offense listed, all offenses are counted individually. Although every reasonable verification effort is made, the accuracy of any data is subject to the constraints of the report generation process as well as the manner, format, and point in time of any query.

#### COMPSTAT OFFENSES: (Part I)

Chosen by the FBI as Part I Offenses because they are serious crimes that occur with regularity in all areas of the country and are likely to be reported to Police.

#### EXTENDED COMPSTAT OFFENSES: (Part II)

All other crimes other than the eight CompStat Offenses. The Uniform Crime Reporting Program gathers only arrest data for these offenses, however, SLCPD results displayed in this document display all of these, regardless of the presence of arrest data.

#### ALL OTHER OFFENSES:

Under the Extended CompStat Offense section, 'All Other Offenses' include Peeping Tom, Trespass, Kidnap/Abduction, Pornography, Extortion/Blackmail, Bribery, Warrants, Sexual Offenses, Obstruction, Public Peace, and Hit & Run.

#### NON-UCR OFFENSES:

Non-UCR Offenses include reports for all other offenses not classified as a CompStat or Extended CompStat Offense. Results displayed separate some of these offenses such as Ambulance Calls, Deaths, Missing Persons, Suicides, Suspicious Activity, and Traffic Accidents.

#### ALL OTHER NON-UCR:

Under the Non-UCR category, 'All Other' include the remainder of offenses not classified as CompStat or CompStat Extended and not separated from the Non-UCR Offenses. These include things such as Loud Parties, Barking Dogs, Mentally Ill Subjects, Citizen Assistance, etc.

#### LOW NUMBER OFFENSES:

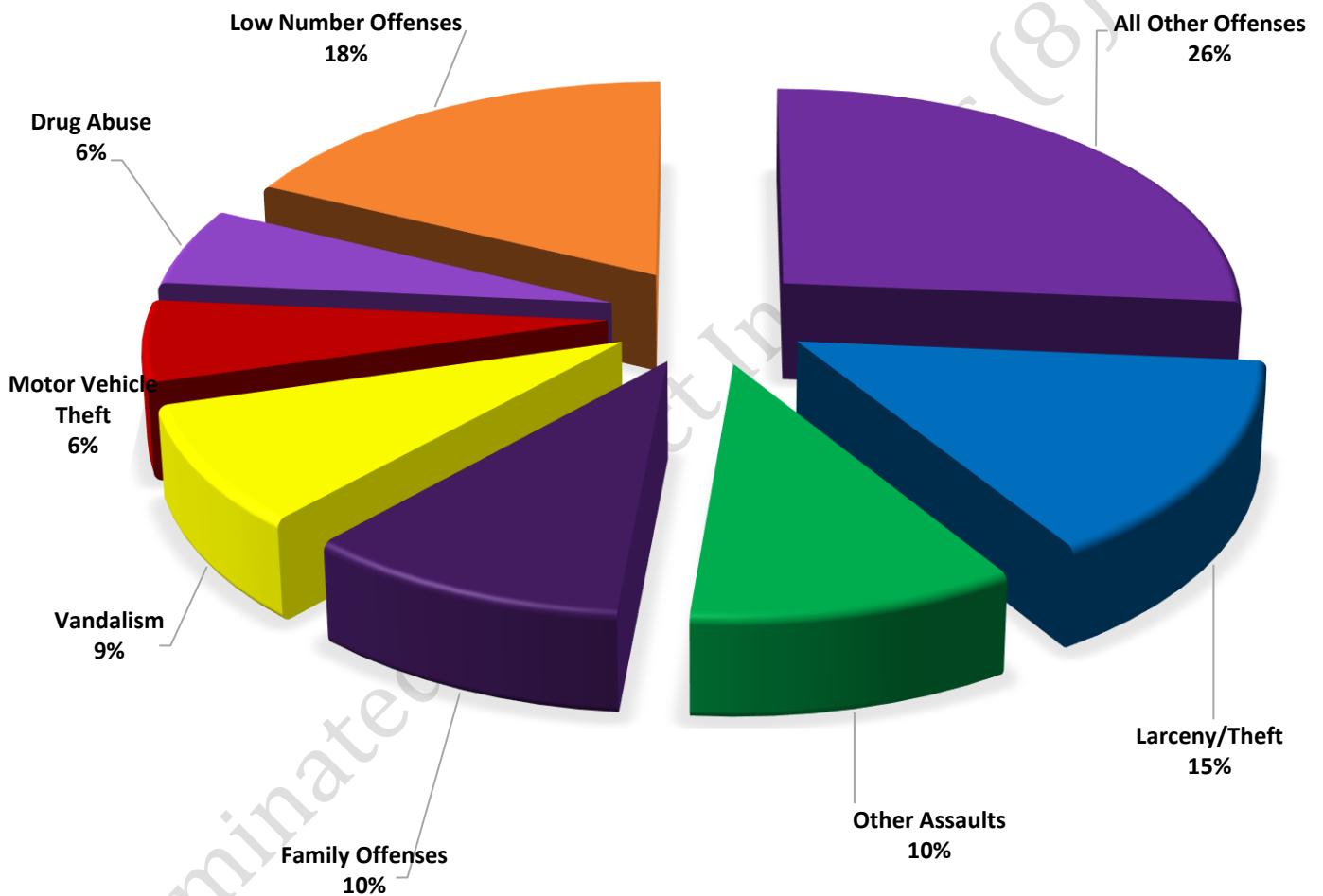
On page two, in the interest of space and allowing for easier viewing, the category titled 'Low Number Offenses' include CompStat and Extended CompStat Offenses from page one that have totals under the amount of 15.

## Offenses

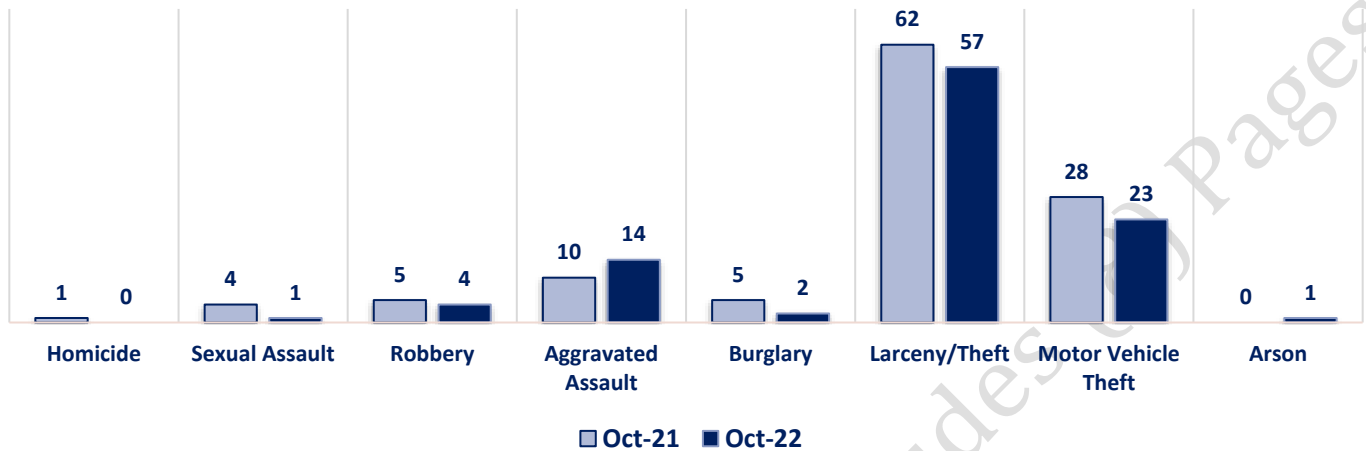
COMPSTAT OFFENSES	VIOLENT	Offense	Oct-21	Oct-22	EXTENDED COMPSTAT OFFENSES
		Homicide	1	0	
		Sexual Assault	4	1	
		Robbery	5	4	
		Aggravated Assault	10	14	
		Burglary	5	2	
		Larceny/Theft	62	57	
		Motor Vehicle Theft	28	23	
		Arson	0	1	
NON-UCR OFFENSES	PROPERTY	COMPSTAT TOTALS	115	102	
		Ambulance Calls	7	14	
		Deaths	7	3	
		Missing Persons	6	2	
		Suicides	0	0	
		Suspicious Activity	18	15	
		Traffic Accidents	48	32	
		All Other	133	139	
		NON-UCR TOTALS	219	205	
TOTALS		COMPSTAT OFFENSES	115	102	
		EXTENDED COMPSTAT OFFENSES	360	285	
		NON-UCR OFFENSES	219	205	
		TOTAL	694	592	

OFFENSE	Oct-21	Oct-22
Other Assaults	41	40
Forgery/Counterfeiting	0	4
Fraud	23	15
Embezzlement	1	0
Stolen Property	4	6
Vandalism	37	34
Weapons	6	11
Prostitution	0	0
Sex Offenses	3	3
Drug Abuse	46	22
Gambling	0	0
Family Offenses	42	40
DUI	6	1
Liquor Laws	0	0
Drunkenness	8	2
Disorderly Conduct	9	5
All Other Offenses	134	102
Curfew/Loitering	0	0
EXTENDED COMPSTAT TOTALS	360	285

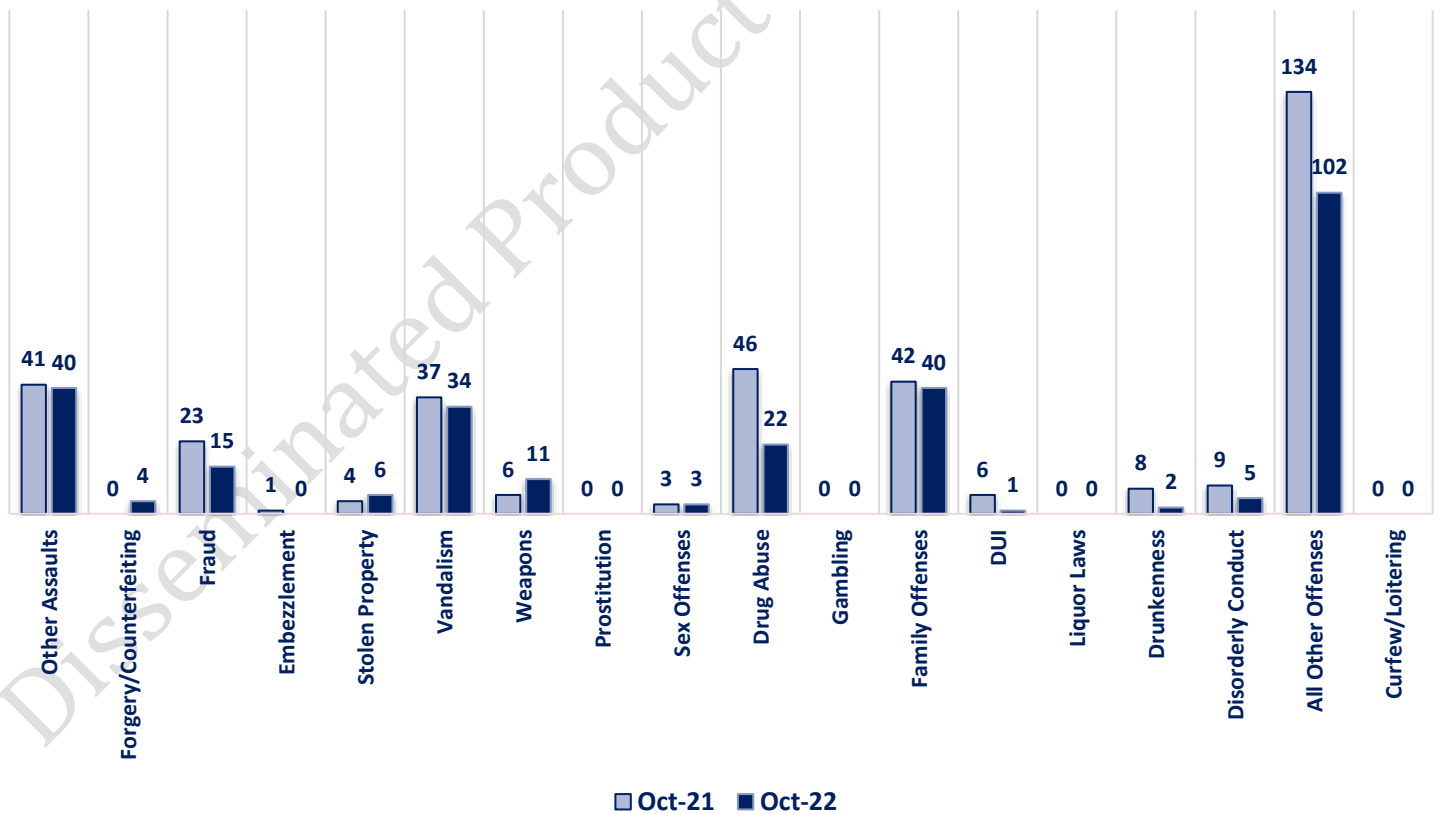
**OCTOBER 2022 - COMPSTAT AND EXTENDED COMPSTAT  
OFFENSE PERCENTAGES**



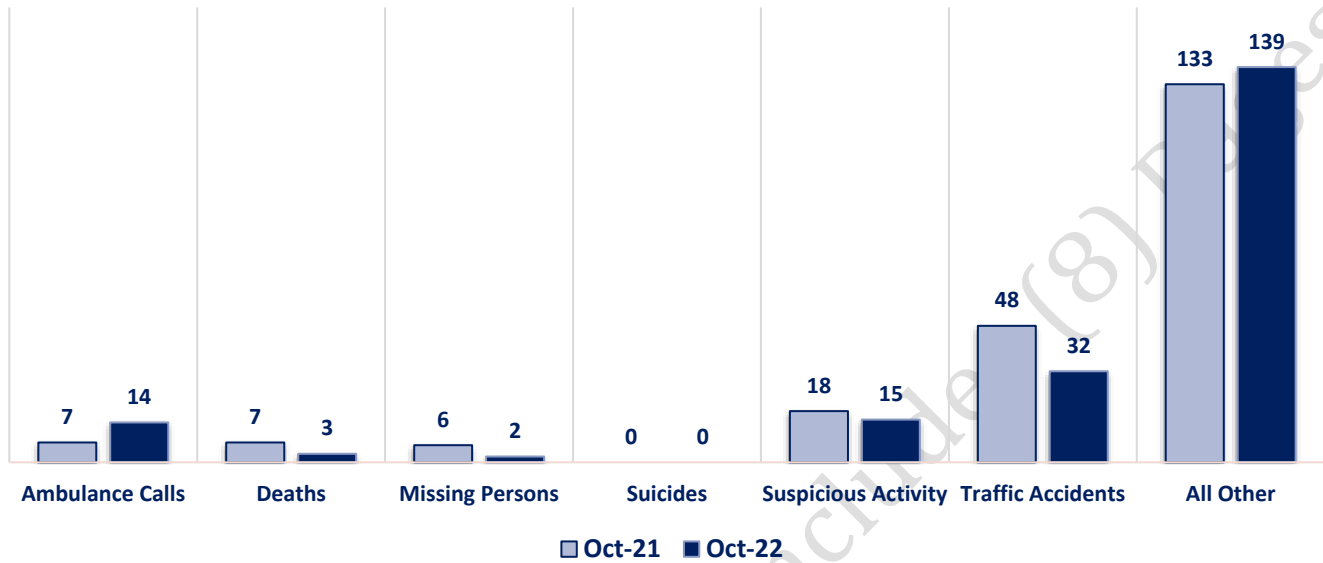
### CompStat Offenses



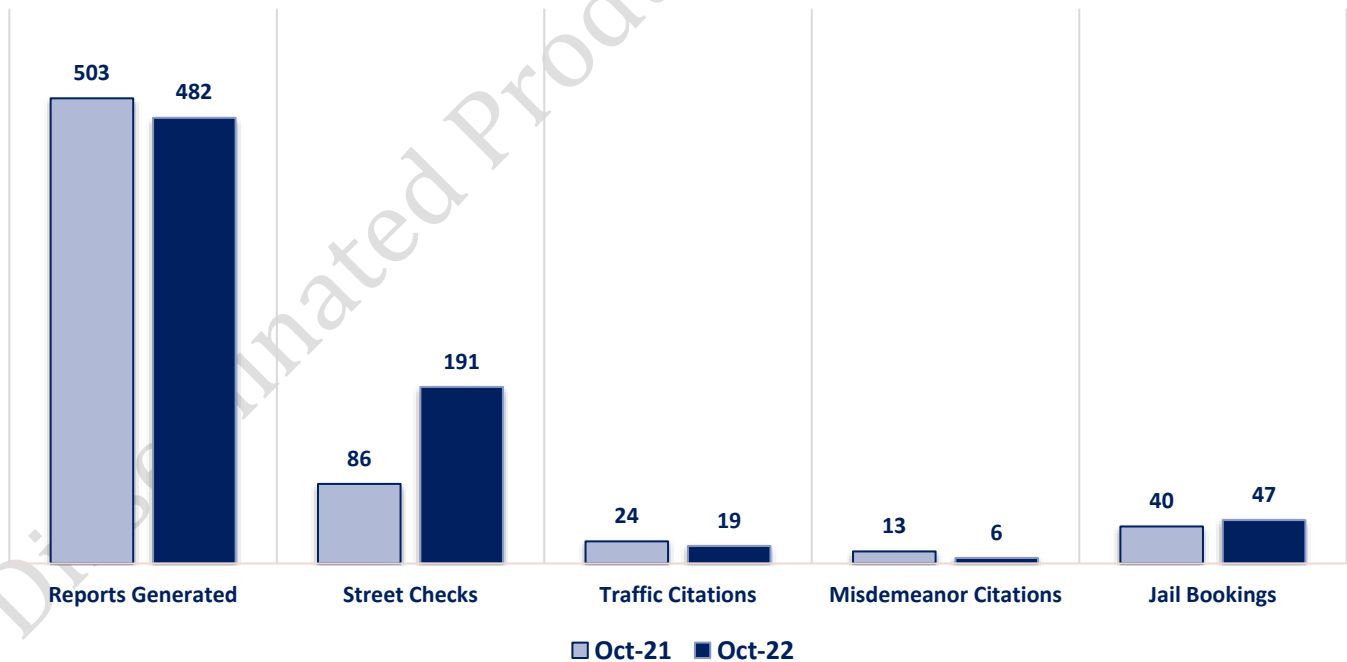
### Extended CompStat Offenses



### Non-UCR Offenses



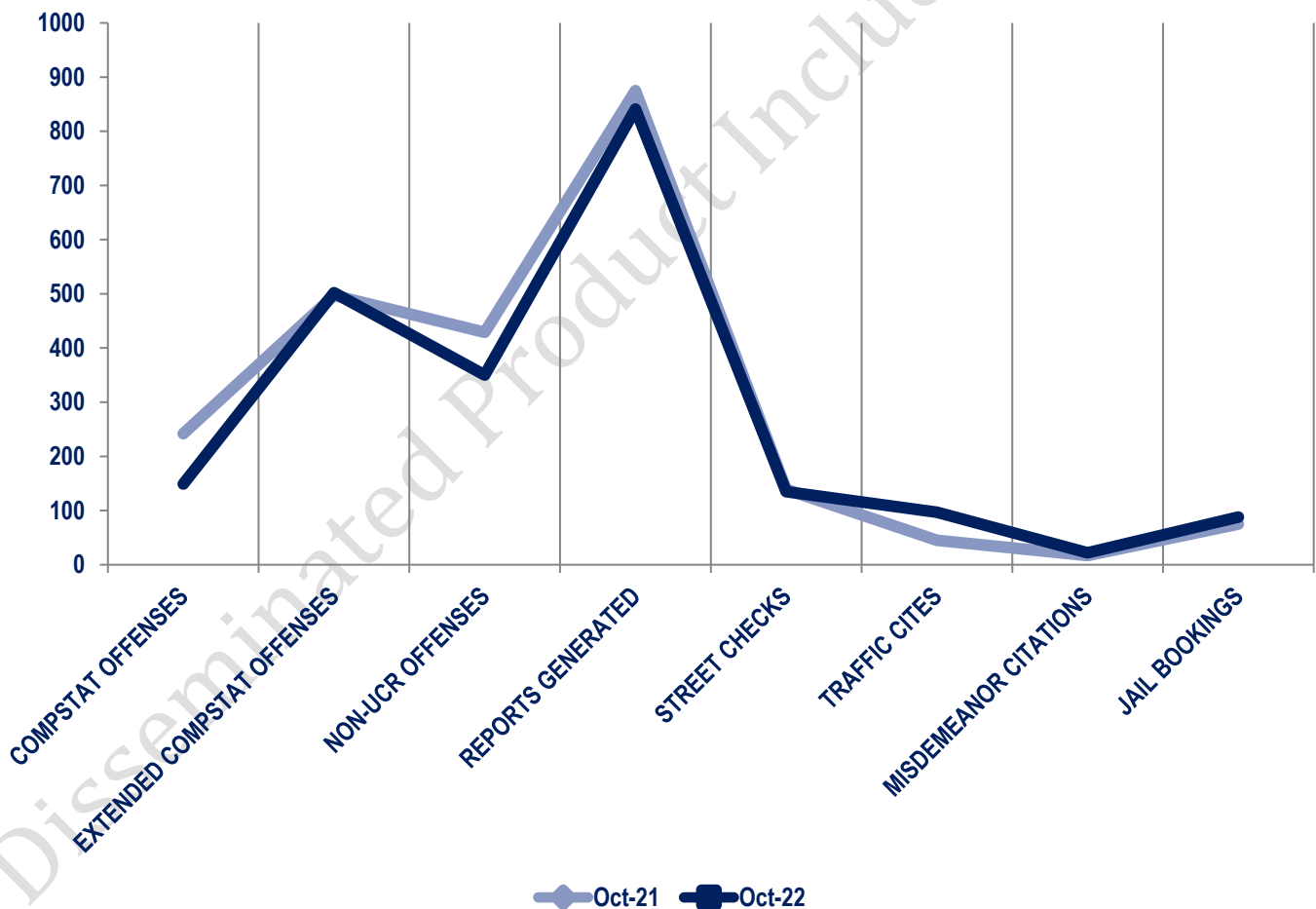
### Other Event Totals



### Combined Offense/Event Trends

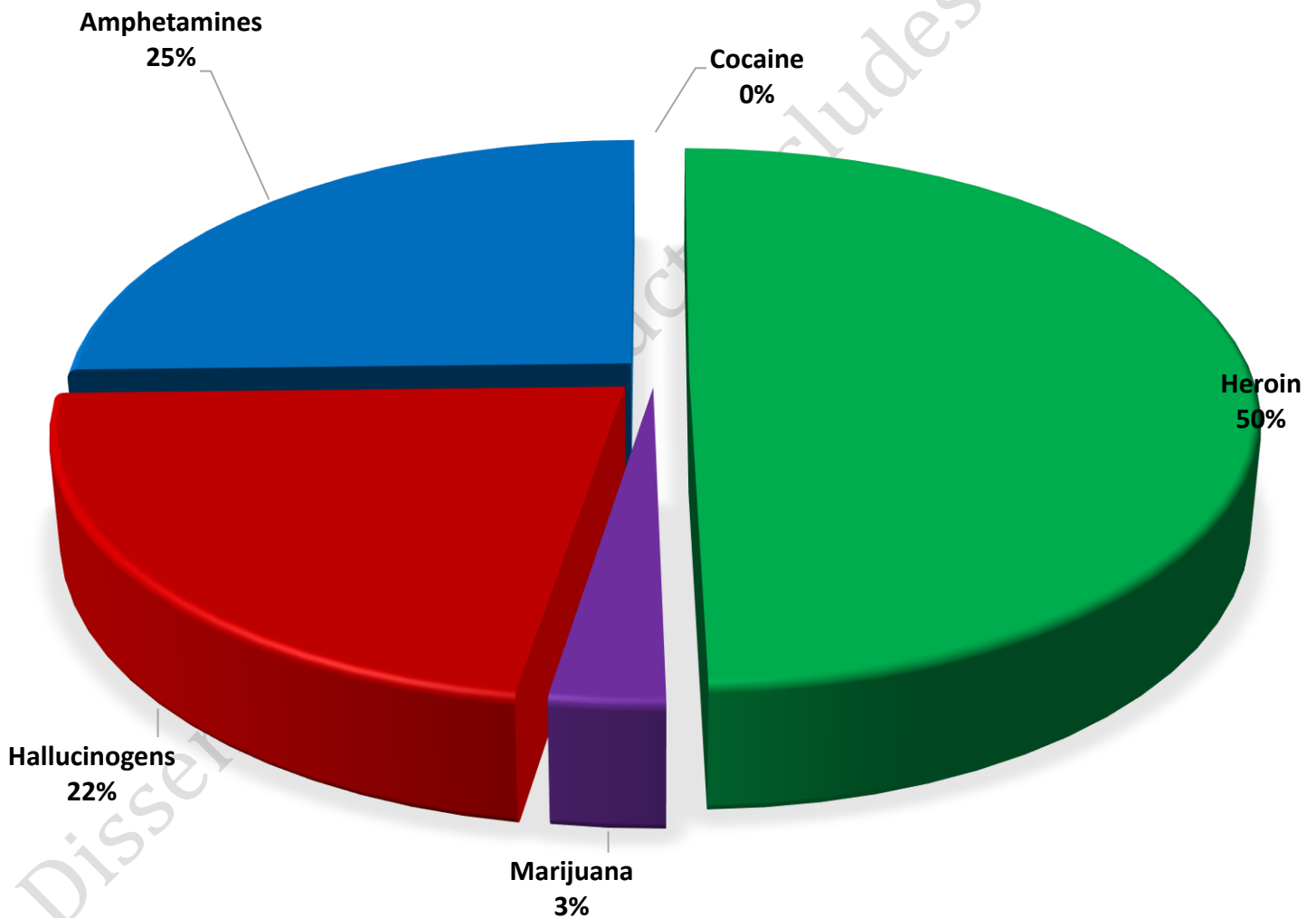
\*Street checks include private impounds

	OCT 2021	OCT 2022
<b>CompStat Offenses</b>	115	102
<b>Extended CompStat Offenses</b>	360	285
<b>Non-UCR Offenses</b>	219	205
<b>Reports Generated</b>	503	482
<b>Street Checks</b>	86	191
<b>Traffic Cites</b>	24	19
<b>Misdemeanor Citations</b>	13	6
<b>Jail Bookings</b>	40	47

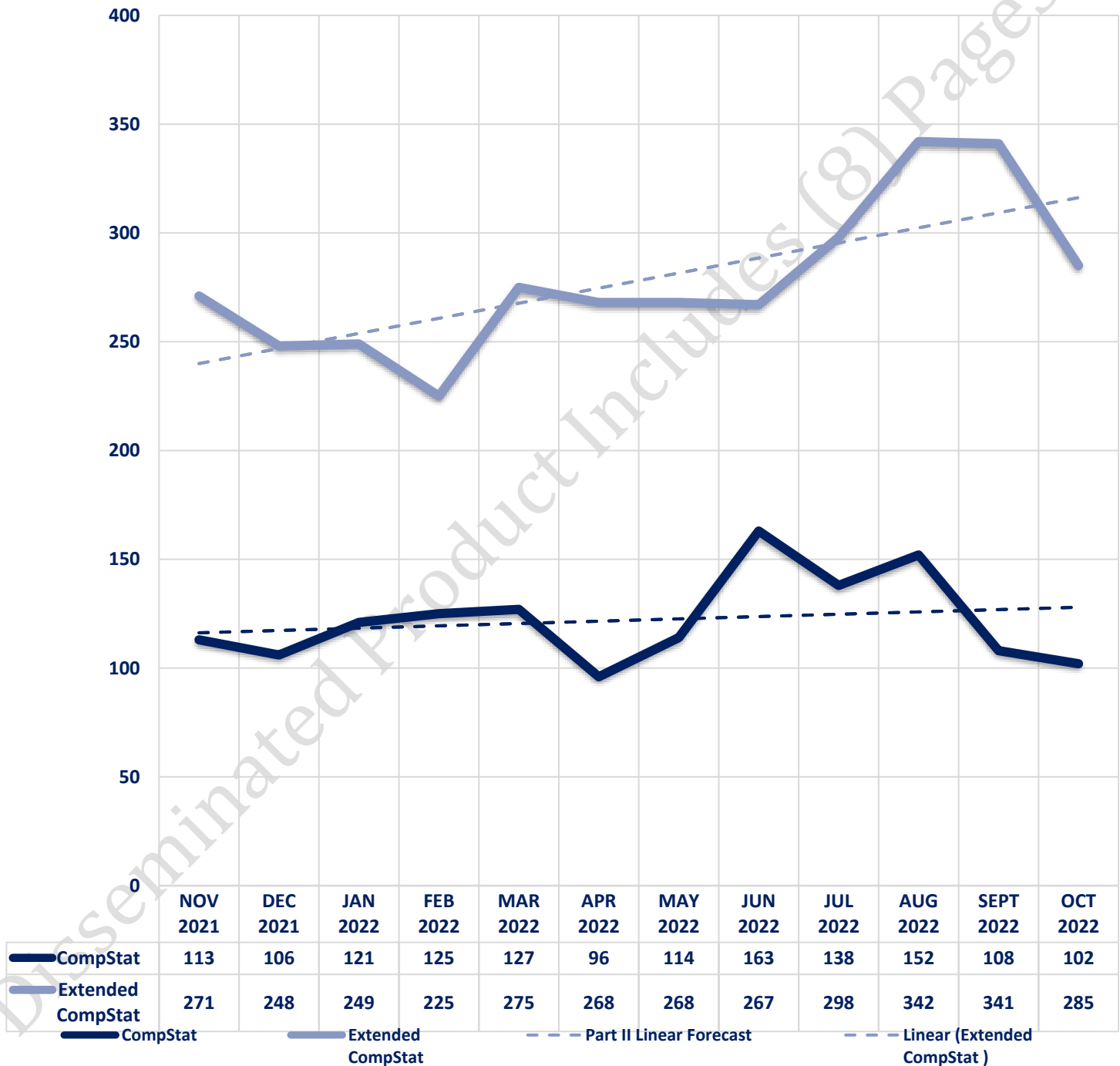


### Seized Drugs

TYPE	DOSES	STREET VALUE
Cocaine	0.0	\$ -
Heroin	509.0	\$ 3,792.05
Marijuana	29.1	\$ 96.62
Hallucinogens	226.5	\$ 452.92
Amphetamines	260.0	\$ 1,820.00
<b>TOTAL</b>	<b>1024.6</b>	<b>\$ 6,161.58</b>



### CompStat & Extended CompStat Offenses - One Year







## CITY COUNCIL DISTRICT #1

### MONTHLY OFFENSE SUMMARY

**November 2022**

These figures represent preliminary counts of original Police Incident Reports and include all offenses within the above listed City Council District only. Full statistical analysis to determine the confidence level of this data has not been performed. The results contained herein are approximate in relation to the listed area and may not fully coincide with data shown in other areas of SLCPD's Crime Statistics page such as Calls for Service, Crimes Trending, and Crime Reports due to and reflective of departmental procedures that were in place at the time the event occurred and the date this data was compiled. Results displayed are not distinguished as attempted or completed crimes, do not include other calls for police service, and only represent police service where a report was made. Police Incident Reports are classified by primary offense categories as defined by the Uniform Crime Reporting (UCR) system, however for this report all offenses are included, and each incident may have more than one offense listed on it. In cases where there is more than one offense listed, all offenses are counted individually. Although every reasonable verification effort is made, the accuracy of any data is subject to the constraints of the report generation process as well as the manner, format, and point in time of any query.

#### **COMPSTAT OFFENSES:** (Part I)

Chosen by the FBI as Part I Offenses because they are serious crimes that occur with regularity in all areas of the country and are likely to be reported to Police.

#### **EXTENDED COMPSTAT OFFENSES:** (Part II)

All other crimes other than the eight CompStat Offenses. The Uniform Crime Reporting Program gathers only arrest data for these offenses, however, SLCPD results displayed in this document display all of these, regardless of the presence of arrest data.

#### **ALL OTHER OFFENSES:**

Under the Extended CompStat Offense section, 'All Other Offenses' include Peeping Tom, Trespass, Kidnap/Abduction, Pornography, Extortion/Blackmail, Bribery, Warrants, Sexual Offenses, Obstruction, Public Peace, and Hit & Run.

#### **NON-UCR OFFENSES:**

Non-UCR Offenses include reports for all other offenses not classified as a CompStat or Extended CompStat Offense. Results displayed separate some of these offenses such as Ambulance Calls, Deaths, Missing Persons, Suicides, Suspicious Activity, and Traffic Accidents.

#### **ALL OTHER NON-UCR:**

Under the Non-UCR category, 'All Other' include the remainder of offenses not classified as CompStat or CompStat Extended and not separated from the Non-UCR Offenses. These include things such as Loud Parties, Barking Dogs, Mentally Ill Subjects, Citizen Assistance, etc.

#### **LOW NUMBER OFFENSES:**

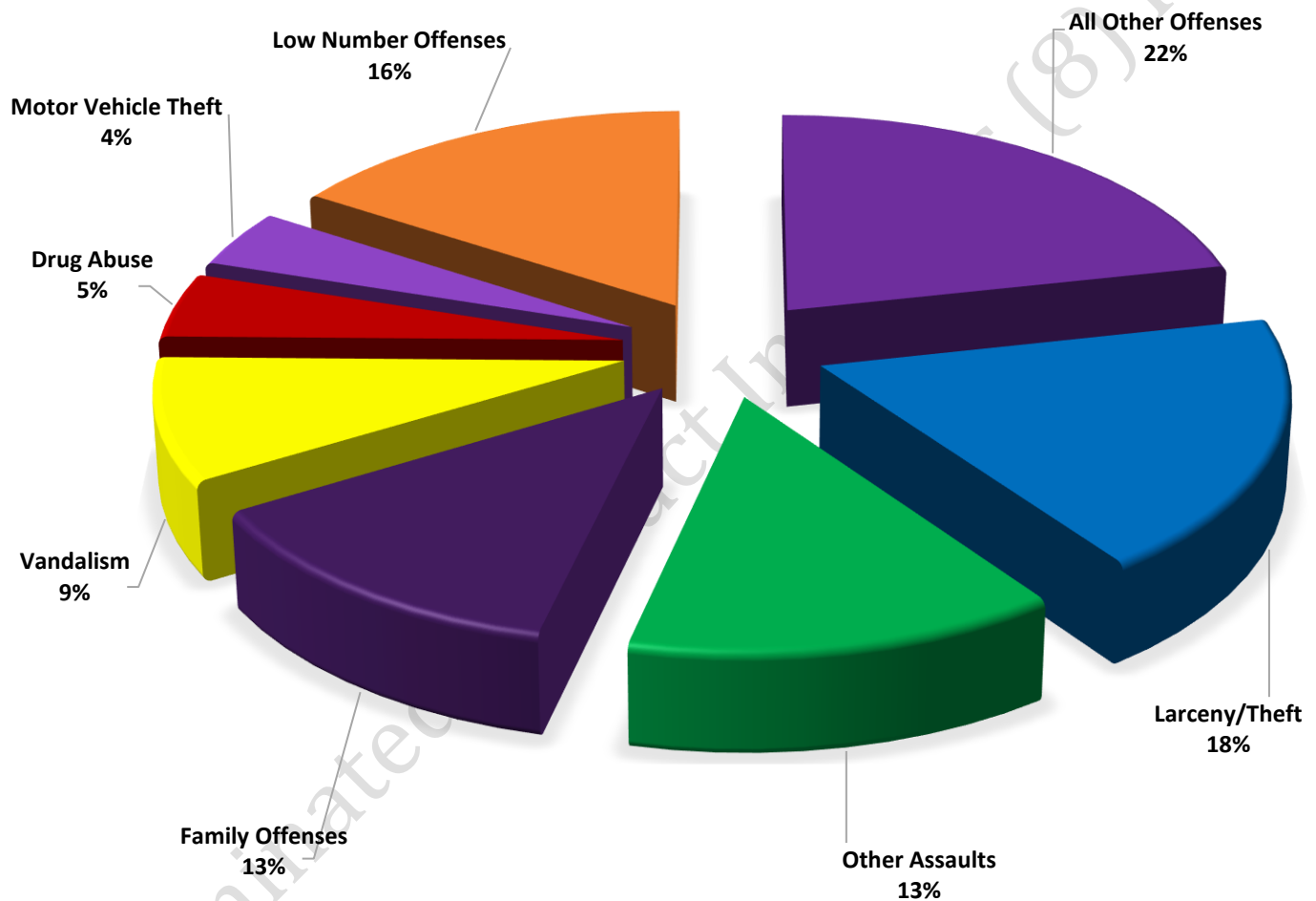
On page two, in the interest of space and allowing for easier viewing, the category titled 'Low Number Offenses' include CompStat and Extended CompStat Offenses from page one that have totals under the amount of 15.

## Offenses

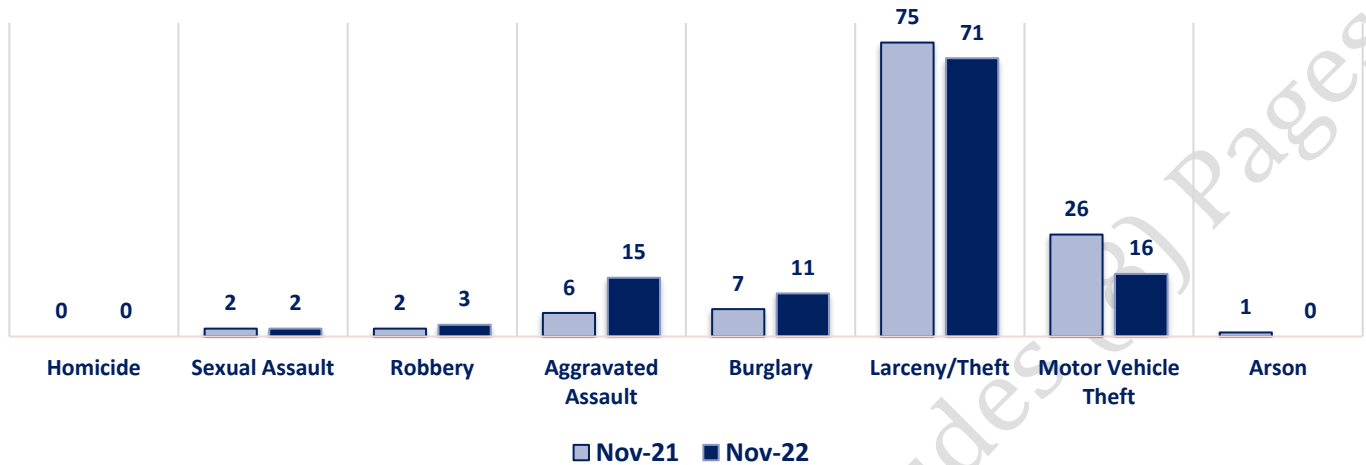
COMPSTAT OFFENSES	VIOLENT	Offense	Nov-21	Nov-22	EXTENDED COMPSTAT OFFENSES
		Homicide	0	0	
		Sexual Assault	2	2	
		Robbery	2	3	
		Aggravated Assault	6	15	
		Burglary	7	11	
		Larceny/Theft	75	71	
		Motor Vehicle Theft	26	16	
		Arson	1	0	
NON-UCR OFFENSES	PROPERTY	COMPSTAT TOTALS	119	118	
		Ambulance Calls	10	21	
		Deaths	7	7	
		Missing Persons	6	2	
		Suicides	0	0	
		Suspicious Activity	17	19	
		Traffic Accidents	30	42	
		All Other	140	162	
		NON-UCR TOTALS	210	253	
TOTALS		COMPSTAT OFFENSES	119	118	
		EXTENDED COMPSTAT OFFENSES	286	266	
		NON-UCR OFFENSES	210	253	
		TOTAL	615	637	

OFFENSE	Nov-21	Nov-22
Other Assaults	44	52
Forgery/Counterfeiting	3	0
Fraud	16	9
Embezzlement	0	0
Stolen Property	2	4
Vandalism	41	34
Weapons	4	4
Prostitution	2	0
Sex Offenses	3	1
Drug Abuse	35	18
Gambling	0	0
Family Offenses	44	49
DUI	9	5
Liquor Laws	1	0
Drunkenness	4	5
Disorderly Conduct	2	2
All Other Offenses	76	83
Curfew/Loitering	0	0
EXTENDED COMPSTAT TOTALS	286	266

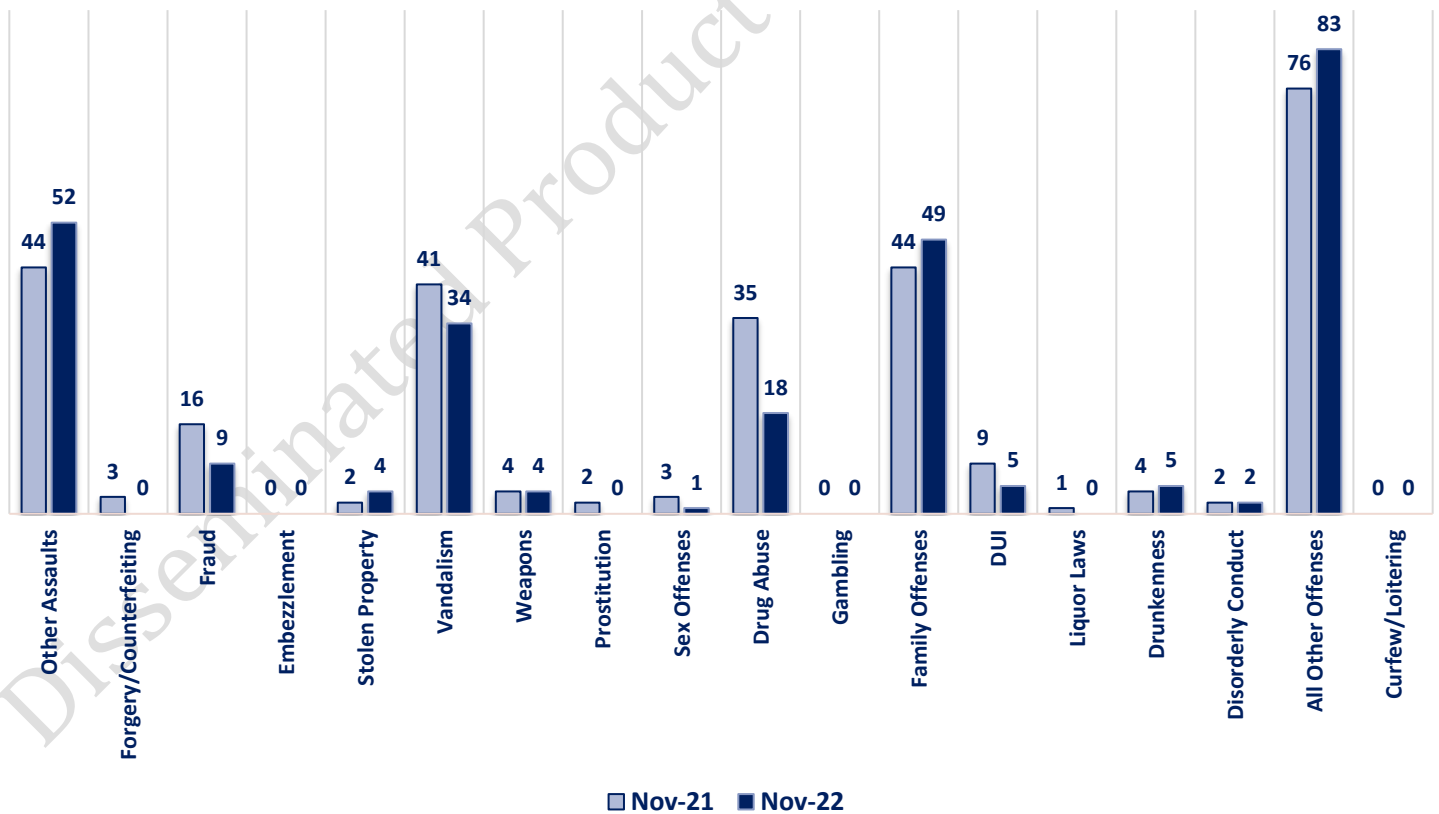
**NOVEMBER 2022 - COMPSTAT AND EXTENDED COMPSTAT  
OFFENSE PERCENTAGES**



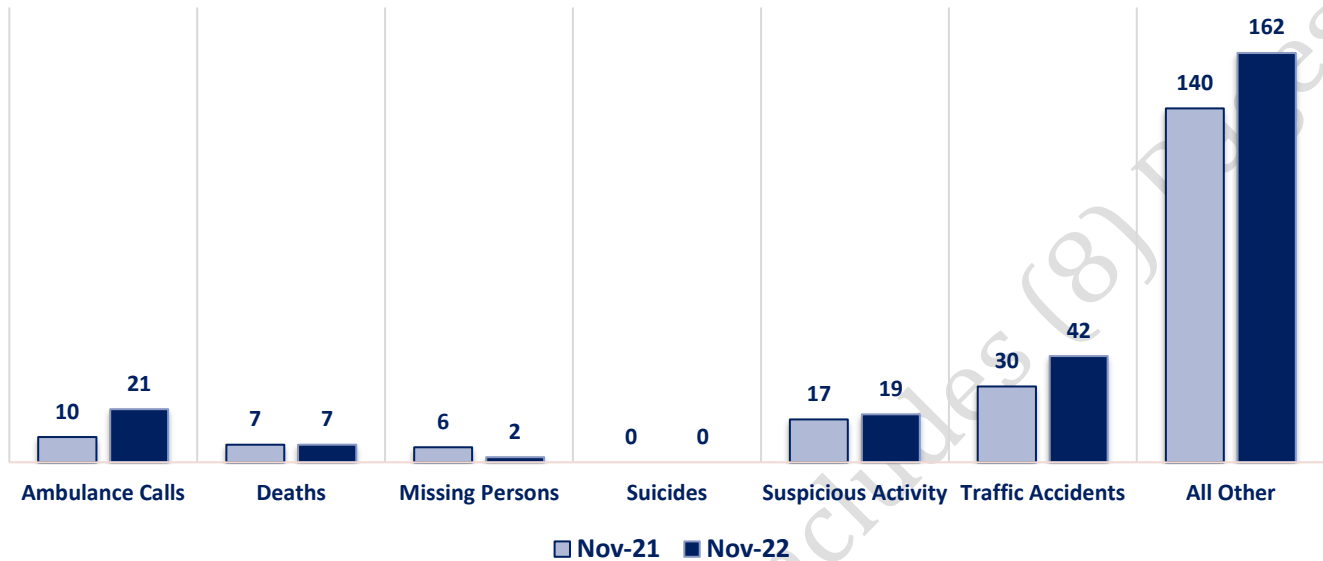
### CompStat Offenses



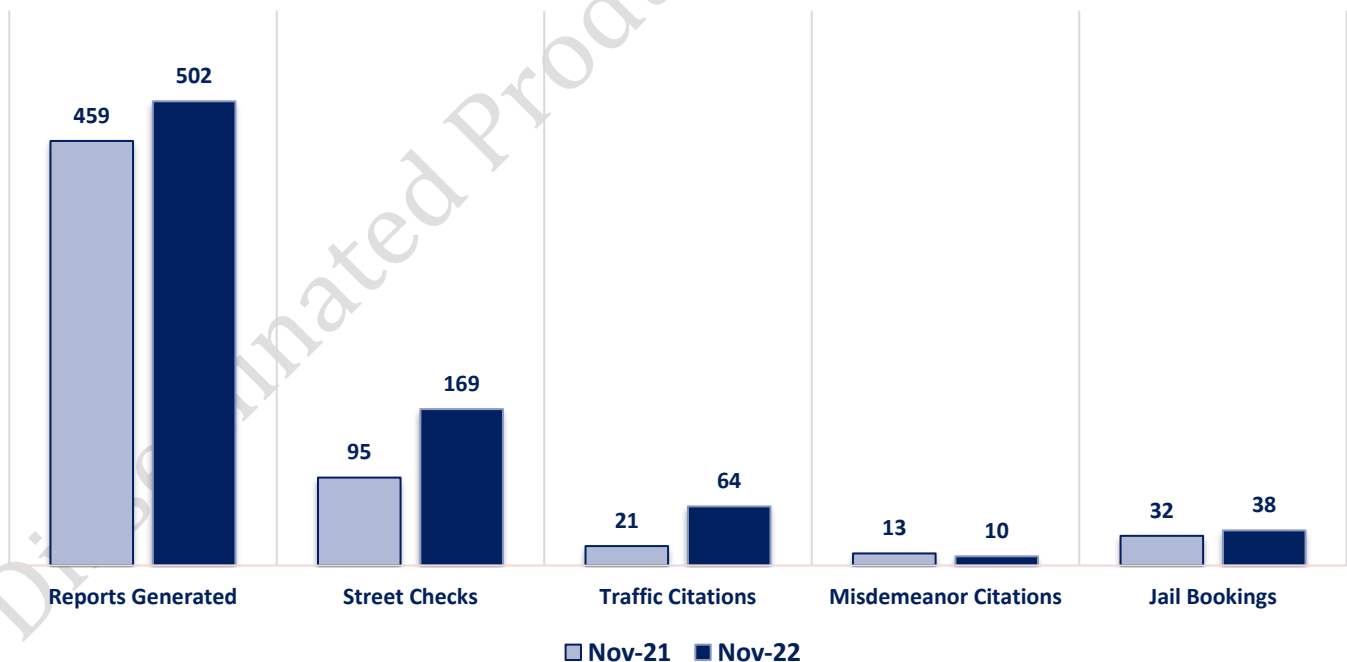
### Extended CompStat Offenses



### Non-UCR Offenses



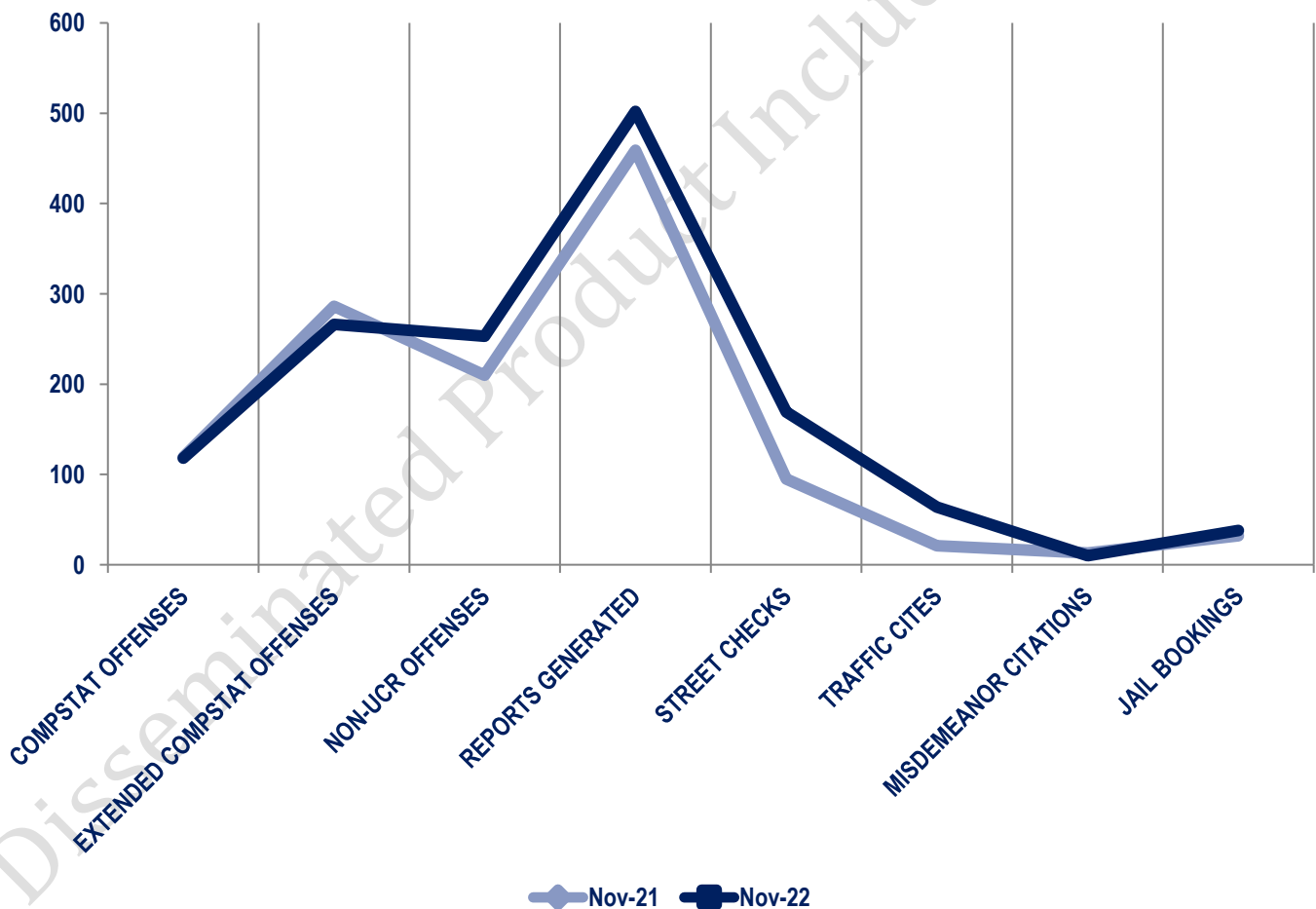
### Other Event Totals



### Combined Offense/Event Trends

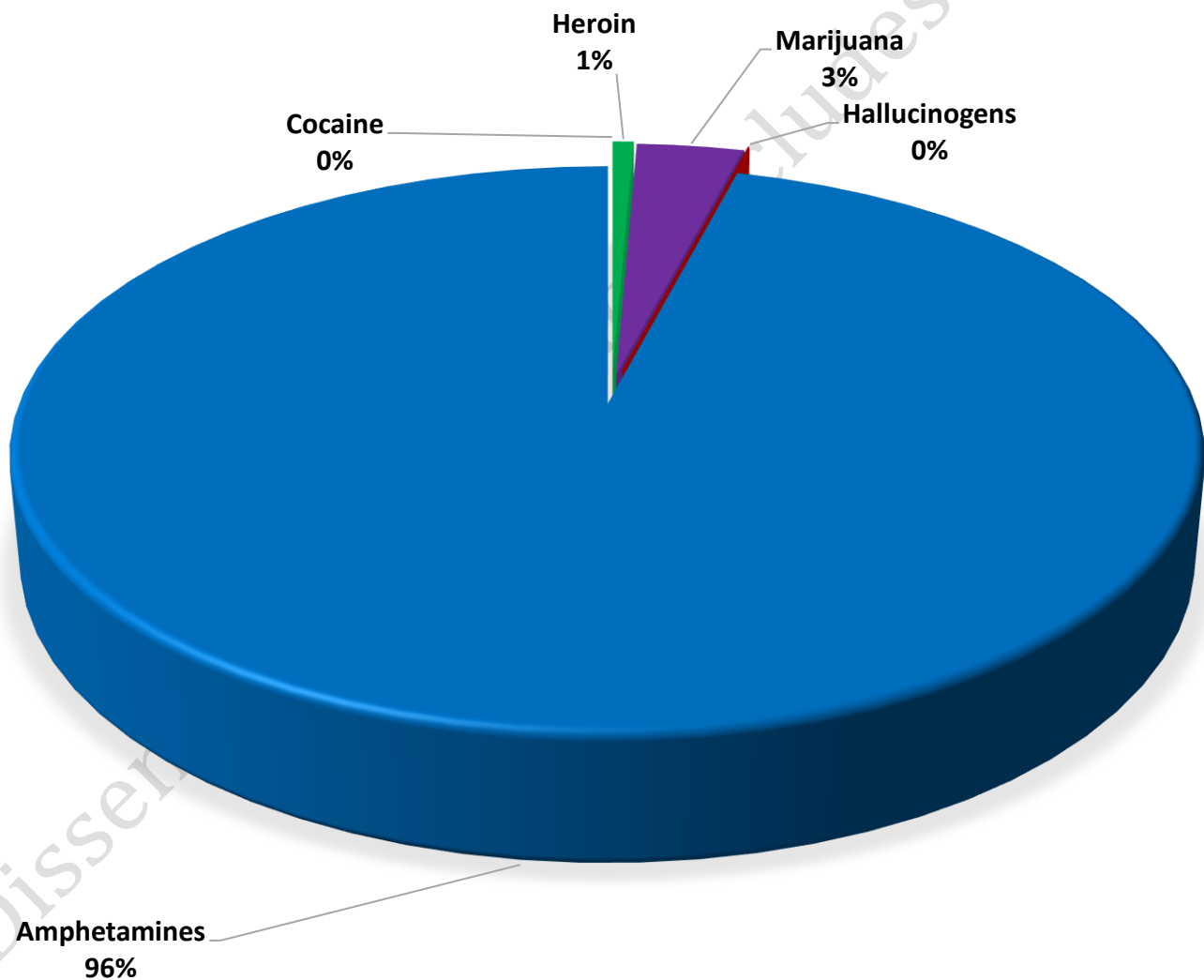
\*Street checks include private impounds

	NOV 2021	NOV 2022
<b>CompStat Offenses</b>	119	118
<b>Extended CompStat Offenses</b>	286	266
<b>Non-UCR Offenses</b>	210	253
<b>Reports Generated</b>	459	502
<b>Street Checks</b>	95	169
<b>Traffic Cites</b>	21	64
<b>Misdemeanor Citations</b>	13	10
<b>Jail Bookings</b>	32	38

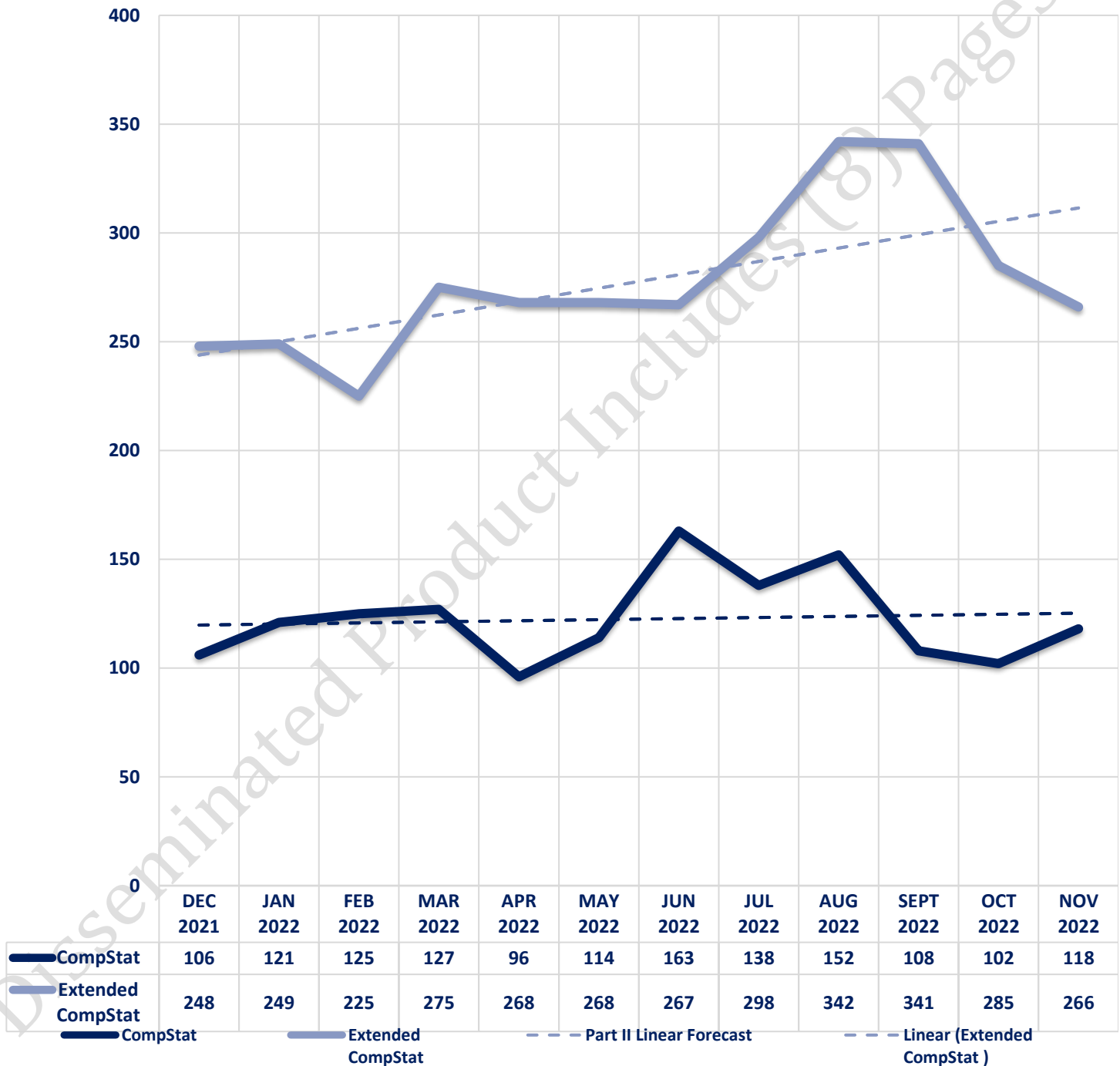


## Seized Drugs

TYPE	DOSES	STREET VALUE
Cocaine	0.0	\$ -
Heroin	12.0	\$ 89.40
Marijuana	60.8	\$ 202.02
Hallucinogens	0.0	\$ -
Amphetamines	1712.0	\$ 11,984.00
<b>TOTAL</b>	<b>1784.8</b>	<b>\$ 12,275.42</b>



### CompStat & Extended CompStat Offenses - One Year







## CITY COUNCIL DISTRICT #1

### MONTHLY OFFENSE SUMMARY

December 2022

These figures represent preliminary counts of original Police Incident Reports and include all offenses within the above listed City Council District only. Full statistical analysis to determine the confidence level of this data has not been performed. The results contained herein are approximate in relation to the listed area and may not fully coincide with data shown in other areas of SLCPD's Crime Statistics page such as Calls for Service, Crimes Trending, and Crime Reports due to and reflective of departmental procedures that were in place at the time the event occurred and the date this data was compiled. Results displayed are not distinguished as attempted or completed crimes, do not include other calls for police service, and only represent police service where a report was made. Police Incident Reports are classified by primary offense categories as defined by the Uniform Crime Reporting (UCR) system, however for this report all offenses are included, and each incident may have more than one offense listed on it. In cases where there is more than one offense listed, all offenses are counted individually. Although every reasonable verification effort is made, the accuracy of any data is subject to the constraints of the report generation process as well as the manner, format, and point in time of any query.

#### COMPSTAT OFFENSES: (Part I)

Chosen by the FBI as Part I Offenses because they are serious crimes that occur with regularity in all areas of the country and are likely to be reported to Police.

#### EXTENDED COMPSTAT OFFENSES: (Part II)

All other crimes other than the eight CompStat Offenses. The Uniform Crime Reporting Program gathers only arrest data for these offenses, however, SLCPD results displayed in this document display all of these, regardless of the presence of arrest data.

#### ALL OTHER OFFENSES:

Under the Extended CompStat Offense section, 'All Other Offenses' include Peeping Tom, Trespass, Kidnap/Abduction, Pornography, Extortion/Blackmail, Bribery, Warrants, Sexual Offenses, Obstruction, Public Peace, and Hit & Run.

#### NON-UCR OFFENSES:

Non-UCR Offenses include reports for all other offenses not classified as a CompStat or Extended CompStat Offense. Results displayed separate some of these offenses such as Ambulance Calls, Deaths, Missing Persons, Suicides, Suspicious Activity, and Traffic Accidents.

#### ALL OTHER NON-UCR:

Under the Non-UCR category, 'All Other' include the remainder of offenses not classified as CompStat or CompStat Extended and not separated from the Non-UCR Offenses. These include things such as Loud Parties, Barking Dogs, Mentally Ill Subjects, Citizen Assistance, etc.

#### LOW NUMBER OFFENSES:

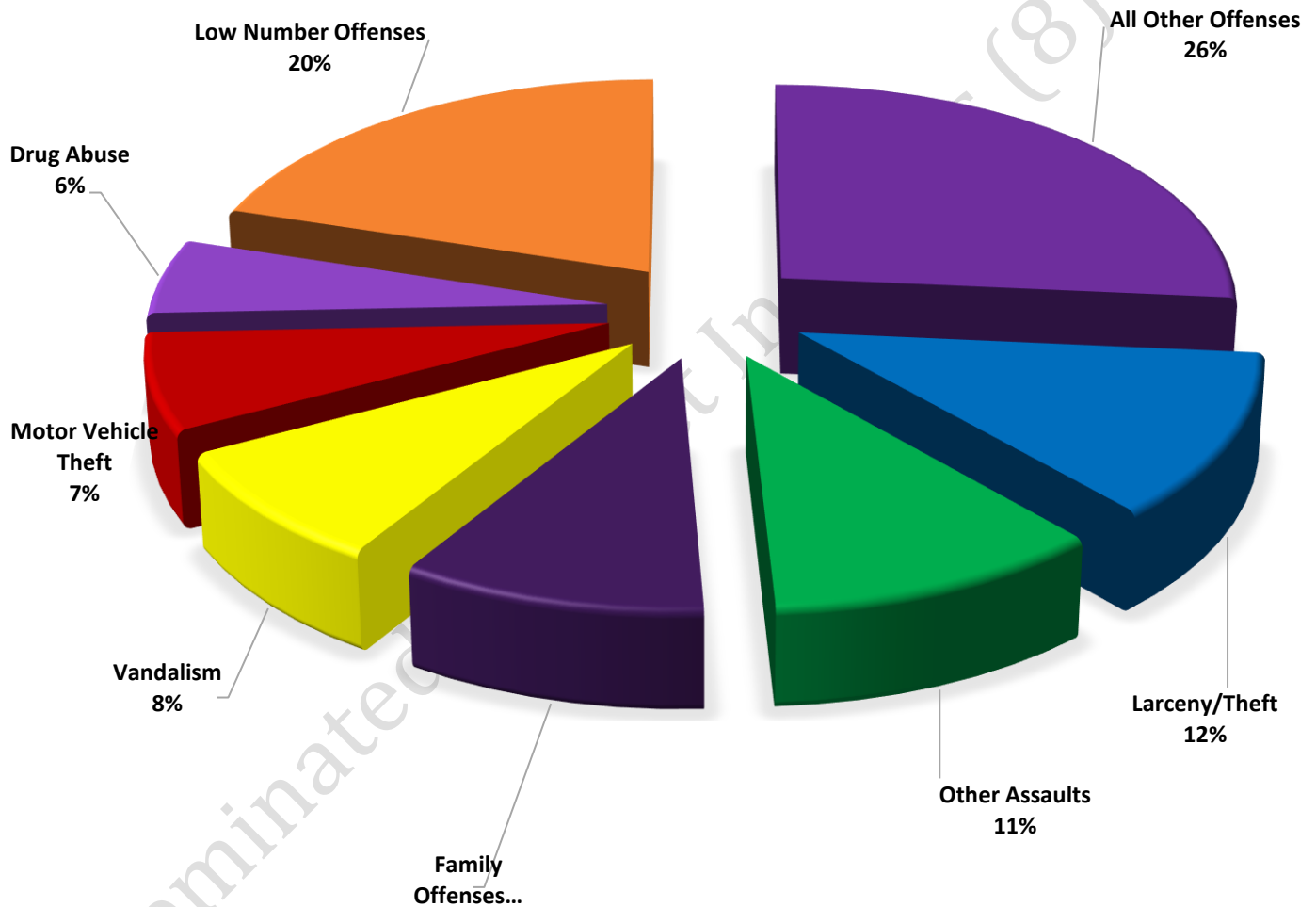
On page two, in the interest of space and allowing for easier viewing, the category titled 'Low Number Offenses' include CompStat and Extended CompStat Offenses from page one that have totals under the amount of 13.

## Offenses

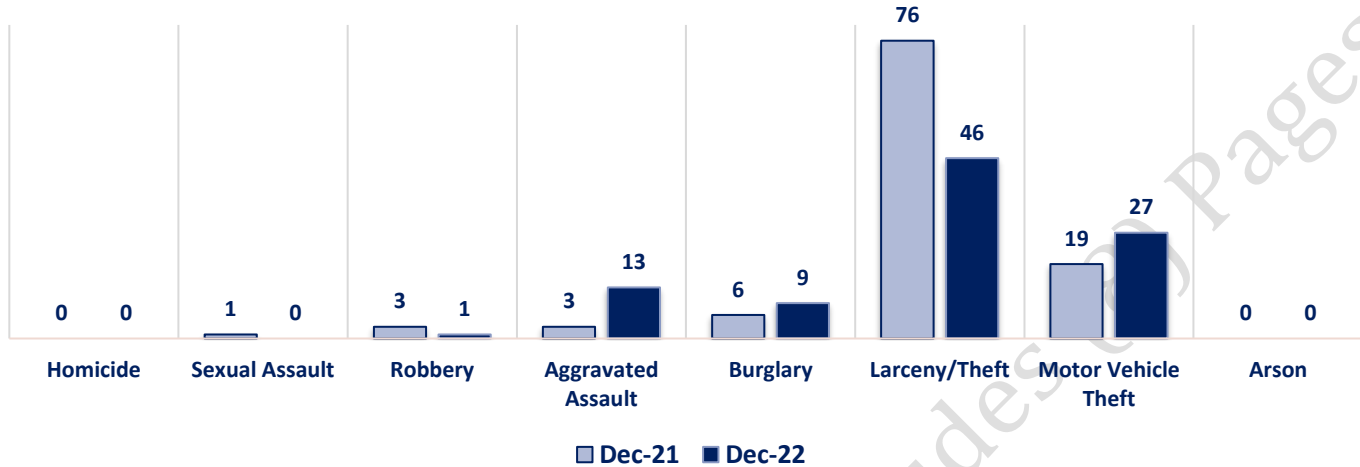
COMPSTAT OFFENSES	VIOLENT	Offense	Dec-21	Dec-22	EXTENDED COMPSTAT OFFENSES
		Homicide	0	0	
		Sexual Assault	1	0	
		Robbery	3	1	
		Aggravated Assault	3	13	
		Burglary	6	9	
		Larceny/Theft	76	46	
		Motor Vehicle Theft	19	27	
		Arson	0	0	
NON-UCR OFFENSES	PROPERTY	COMPSTAT TOTALS	108	96	
		Ambulance Calls	18	21	
		Deaths	4	3	
		Missing Persons	2	6	
		Suicides	0	1	
		Suspicious Activity	9	15	
		Traffic Accidents	33	29	
		All Other	149	158	
		NON-UCR TOTALS	215	233	
TOTALS		COMPSTAT OFFENSES	108	96	
		EXTENDED COMPSTAT OFFENSES	257	286	
		NON-UCR OFFENSES	215	233	
		TOTAL	580	615	

OFFENSE	Dec-21	Dec-22
Other Assaults	37	41
Forgery/Counterfeiting	3	3
Fraud	11	11
Embezzlement	0	0
Stolen Property	8	9
Vandalism	22	32
Weapons	4	6
Prostitution	1	0
Sex Offenses	2	2
Drug Abuse	30	21
Gambling	0	0
Family Offenses	40	37
DUI	8	4
Liquor Laws	0	1
Drunkenness	2	6
Disorderly Conduct	4	12
All Other Offenses	85	101
Curfew/Loitering	0	0
EXTENDED COMPSTAT TOTALS	257	286

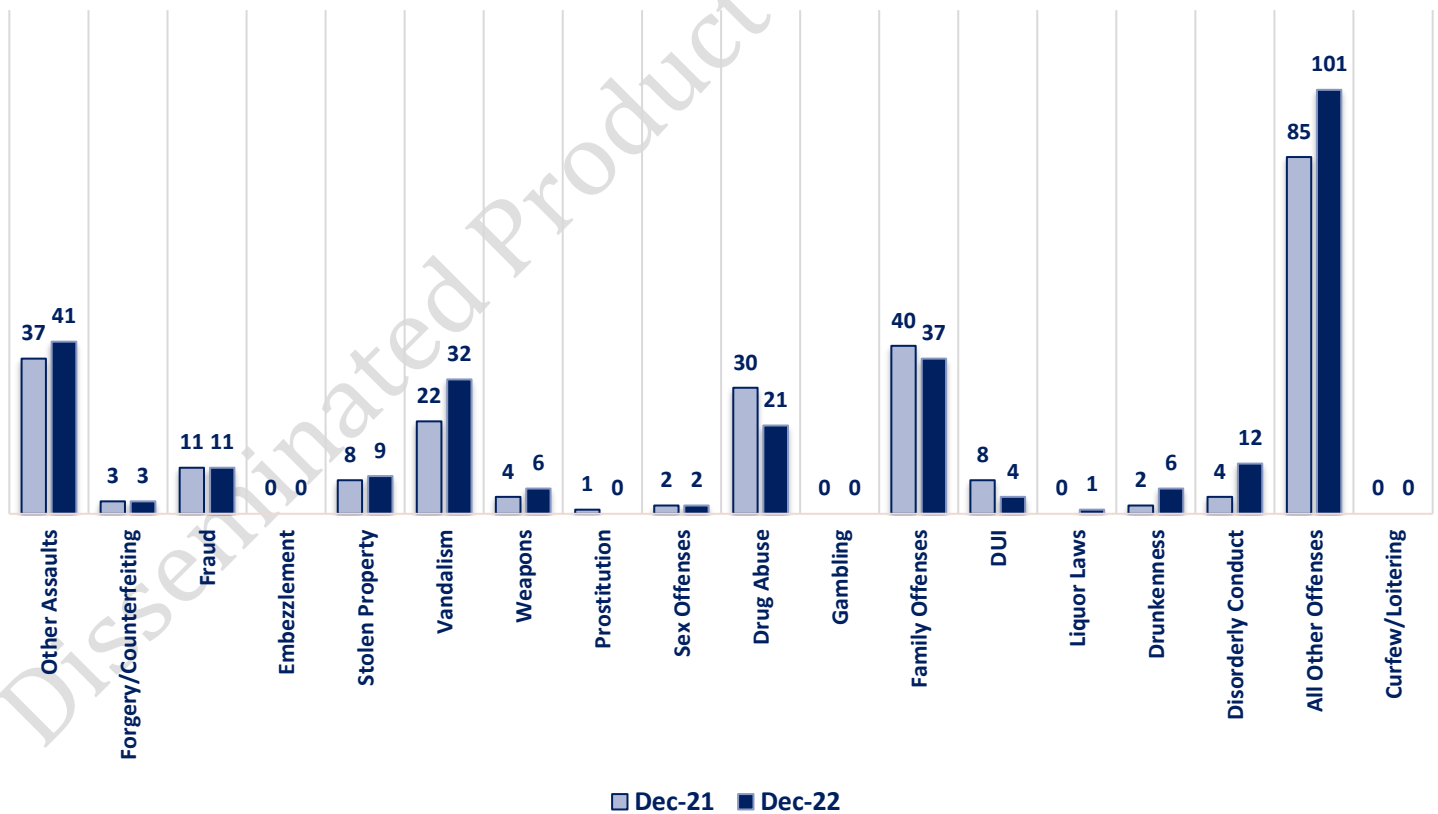
**DECEMBER 2022 - COMPSTAT AND EXTENDED COMPSTAT  
OFFENSE PERCENTAGES**



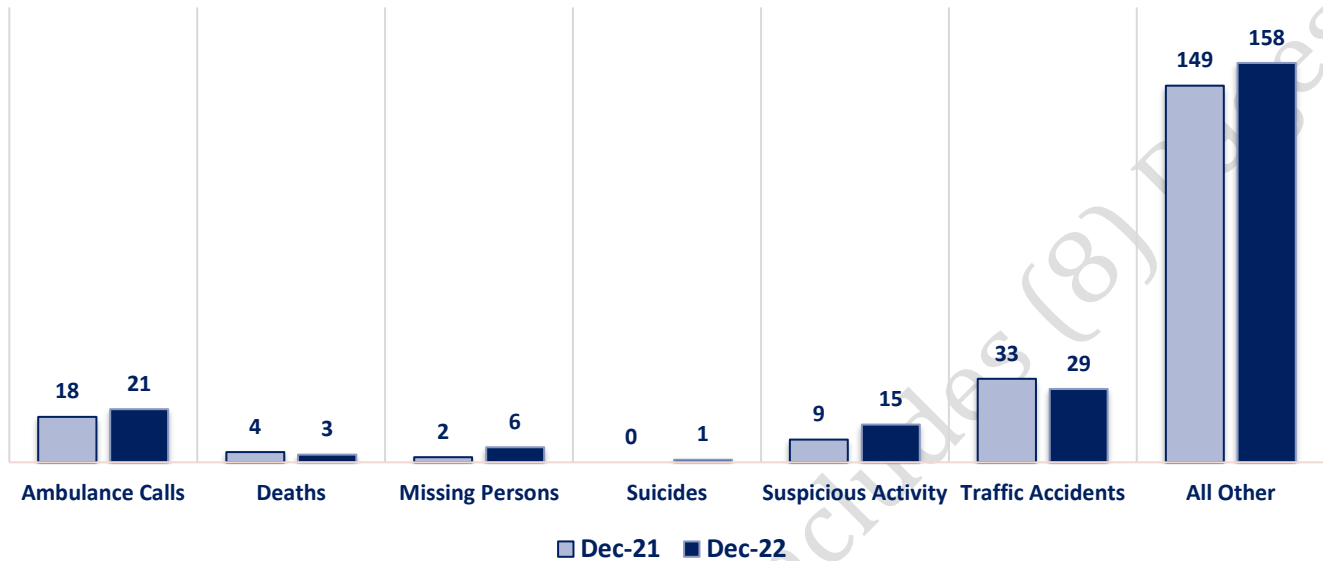
### CompStat Offenses



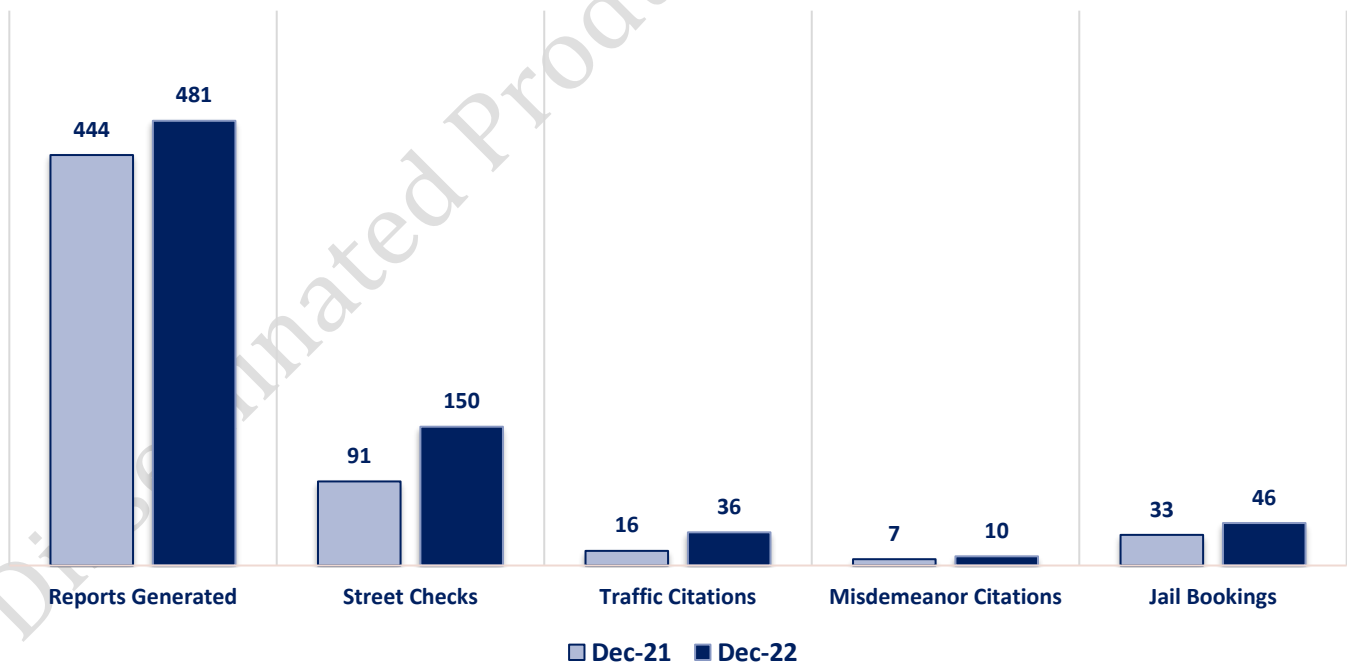
### Extended CompStat Offenses



### Non-UCR Offenses



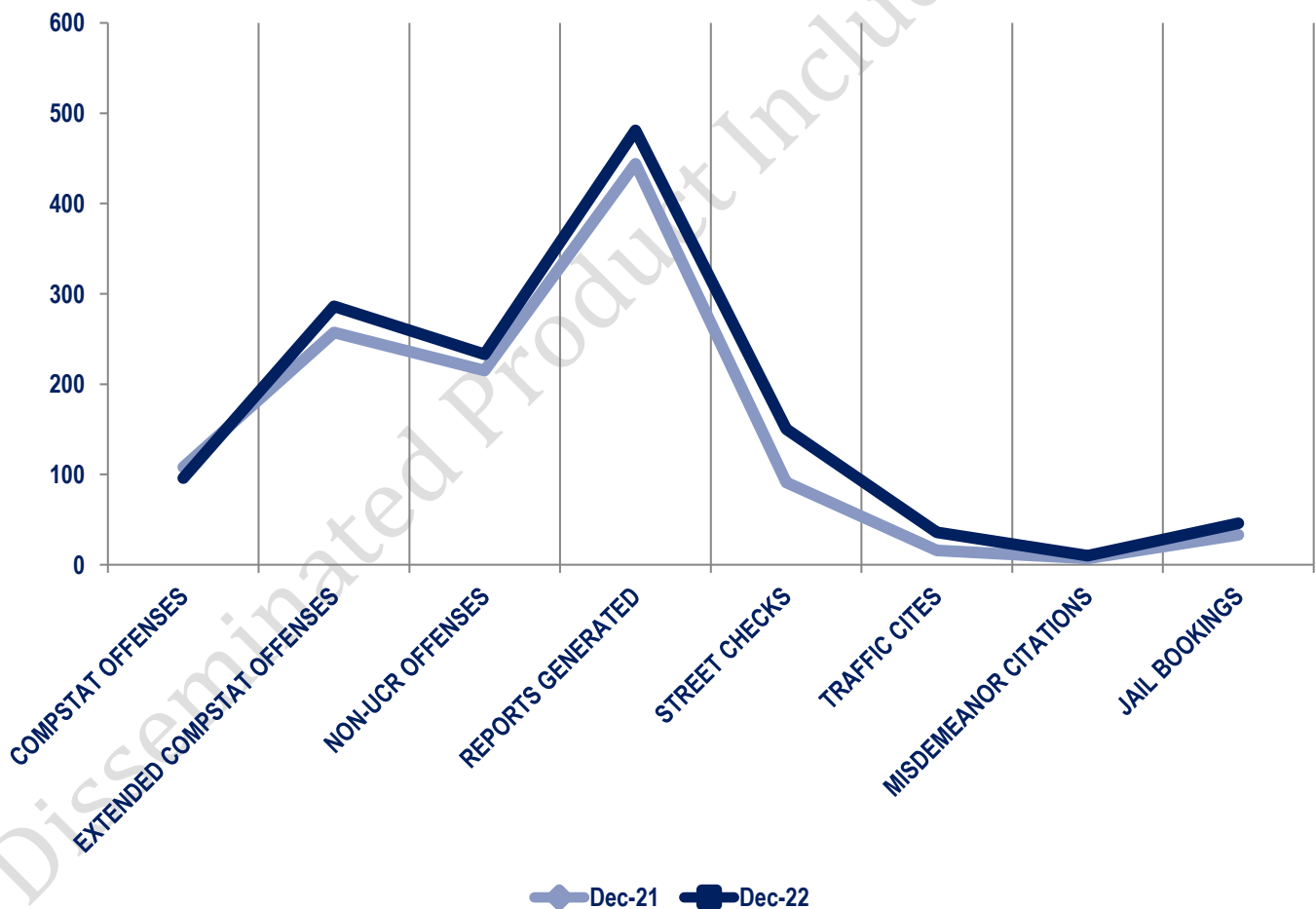
### Other Event Totals



### Combined Offense/Event Trends

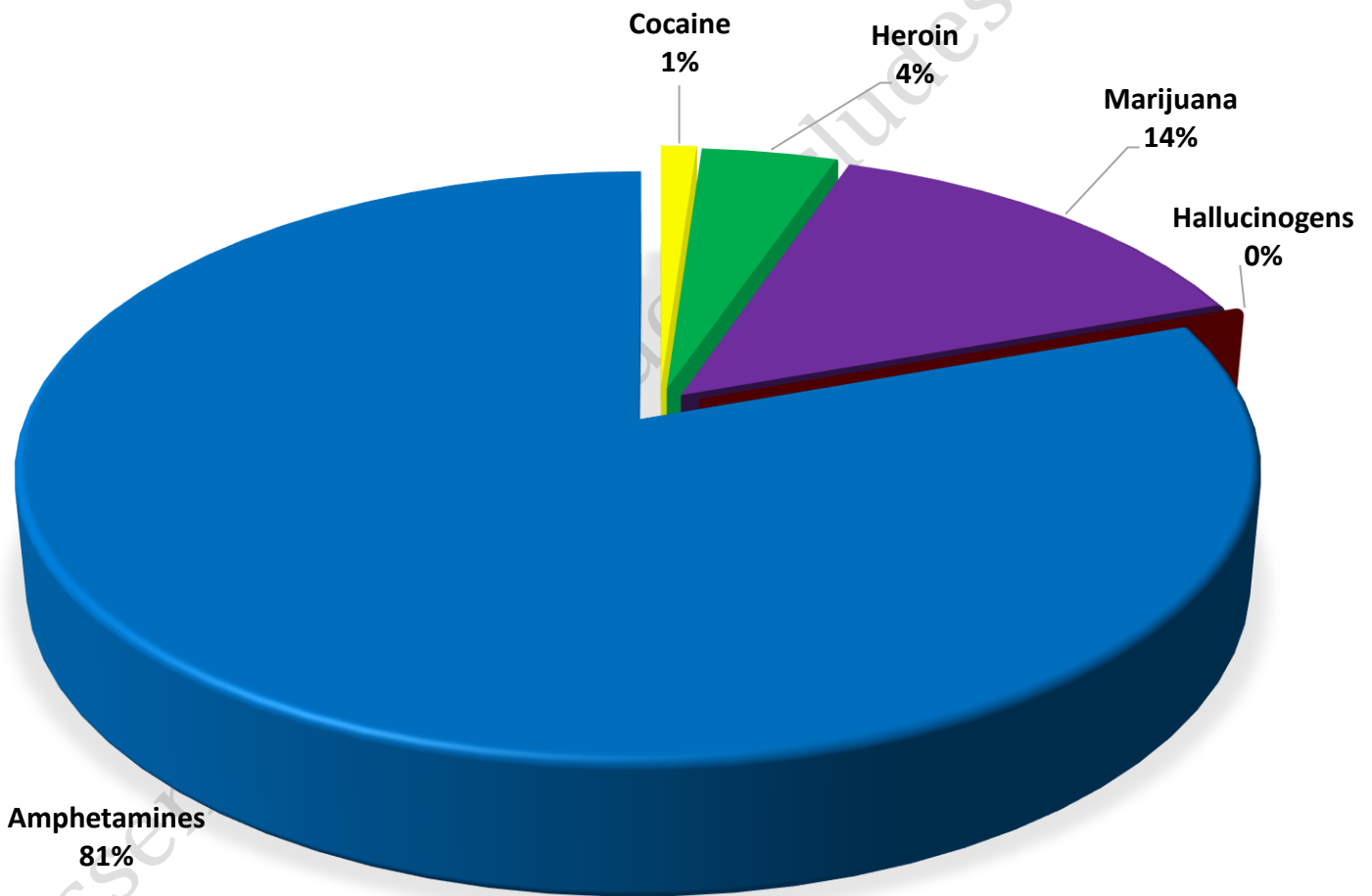
\*Street checks include private impounds

	DEC 2021	DEC 2022
<b>CompStat Offenses</b>	108	96
<b>Extended CompStat Offenses</b>	257	286
<b>Non-UCR Offenses</b>	215	233
<b>Reports Generated</b>	444	481
<b>Street Checks</b>	91	150
<b>Traffic Cites</b>	16	36
<b>Misdemeanor Citations</b>	7	10
<b>Jail Bookings</b>	33	46



## Seized Drugs

TYPE	DOSES	STREET VALUE
Cocaine	5.0	\$ 35.00
Heroin	19.0	\$ 141.55
Marijuana	65.0	\$ 215.87
Hallucinogens	0.0	\$ -
Amphetamines	368.0	\$ 2,576.00
<b>TOTAL</b>	<b>457.0</b>	<b>\$ 2,968.42</b>



### CompStat & Extended CompStat Offenses - One Year

