



CITY COUNCIL DISTRICT #2

MONTHLY OFFENSE SUMMARY

January 2022

These figures represent preliminary counts of original Police Incident Reports and include all offenses within the above listed City Council District only. Full statistical analysis to determine the confidence level of this data has not been performed. The results contained herein are approximate in relation to the listed area and may not fully coincide with data shown in other areas of SLCPD's Crime Statistics page such as Calls for Service, Crimes Trending, and Crime Reports due to and reflective of departmental procedures that were in place at the time the event occurred and the date this data was compiled. Results displayed are not distinguished as attempted or completed crimes, do not include other calls for police service, and only represent police service where a report was made. Police Incident Reports are classified by primary offense categories as defined by the Uniform Crime Reporting (UCR) system, however for this report all offenses are included, and each incident may have more than one offense listed on it. In cases where there is more than one offense listed, all offenses are counted individually. Although every reasonable verification effort is made, the accuracy of any data is subject to the constraints of the report generation process as well as the manner, format, and point in time of any query.

COMPSTAT OFFENSES: (Part I)

Chosen by the FBI as Part I Offenses because they are serious crimes that occur with regularity in all areas of the country and are likely to be reported to Police.

EXTENDED COMPSTAT OFFENSES: (Part II)

All other crimes other than the eight CompStat Offenses. The Uniform Crime Reporting Program gathers only arrest data for these offenses, however, SLCPD results displayed in this document display all of these, regardless of the presence of arrest data.

ALL OTHER OFFENSES:

Under the Extended CompStat Offense section, 'All Other Offenses' include Peeping Tom, Trespass, Kidnap/Abduction, Pornography, Extortion/Blackmail, Bribery, Warrants, Sexual Offenses, Obstruction, Public Peace, and Hit & Run.

NON-UCR OFFENSES:

Non-UCR Offenses include reports for all other offenses not classified as a CompStat or Extended CompStat Offense. Results displayed separate some of these offenses such as Ambulance Calls, Deaths, Missing Persons, Suicides, Suspicious Activity, and Traffic Accidents.

ALL OTHER NON-UCR:

Under the Non-UCR category, 'All Other' include the remainder of offenses not classified as CompStat or CompStat Extended and not separated from the Non-UCR Offenses. These include things such as Loud Parties, Barking Dogs, Mentally Ill Subjects, Citizen Assistance, etc.

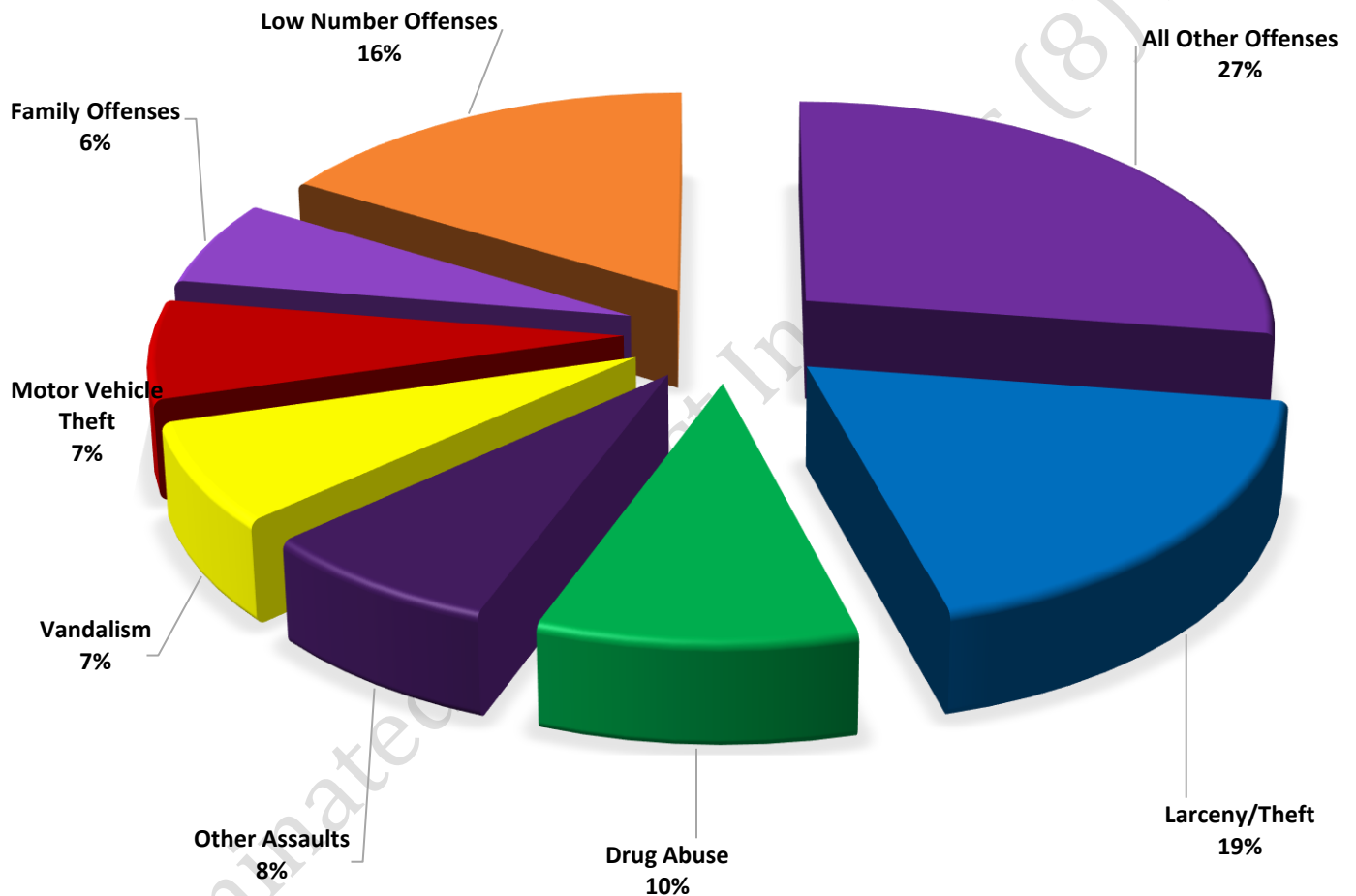
LOW NUMBER OFFENSES:

On page two, in the interest of space and allowing for easier viewing, the category titled 'Low Number Offenses' include CompStat and Extended CompStat Offenses from page one that have totals under the amount of 20.

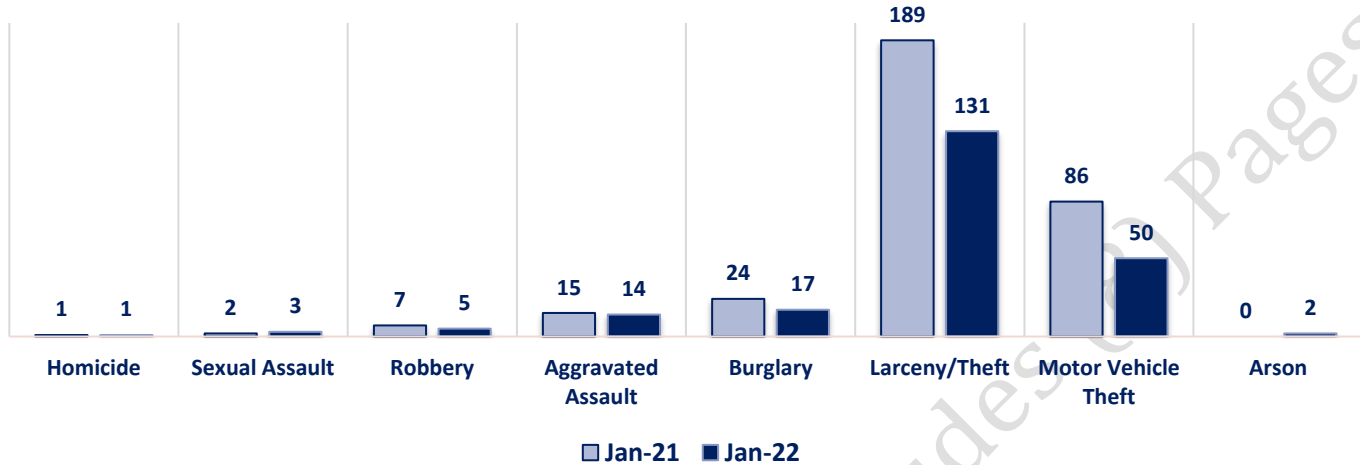
Offenses

COMPSTAT OFFENSES	VIOLENT	Offense	Jan-21	Jan-22	OFFENSE	Jan-21	Jan-22
		Homicide	1	1	Other Assaults	55	54
		Sexual Assault	2	3	Forgery/Counterfeiting	4	2
		Robbery	7	5	Fraud	29	20
	PROPERTY	Aggravated Assault	15	14	Embezzlement	0	1
		Burglary	24	17	Stolen Property	19	14
		Larceny/Theft	189	131	Vandalism	61	51
		Motor Vehicle Theft	86	50	Weapons	22	7
		Arson	0	2	Prostitution	0	0
	COMPSTAT TOTALS		324	223	Sex Offenses	3	2
NON-UCR OFFENSES	Ambulance Calls		19	28	Drug Abuse	73	70
	Deaths		8	9	Gambling	0	0
	Missing Persons		6	6	Family Offenses	49	43
	Suicides		0	0	DUI	11	11
	Suspicious Activity		20	26	Liquor Laws	0	2
	Traffic Accidents		71	53	Drunkenness	4	9
	All Other		217	251	Disorderly Conduct	5	6
	NON-UCR TOTALS		341	373	All Other Offenses	169	194
TOTALS	COMPSTAT OFFENSES		324	223	Curfew/Loitering	0	0
	EXTENDED COMPSTAT OFFENSES		504	486	Runaway	0	0
	NON-UCR OFFENSES		341	373	EXTENDED COMPSTAT TOTALS	504	486
	TOTAL		1169	1082			

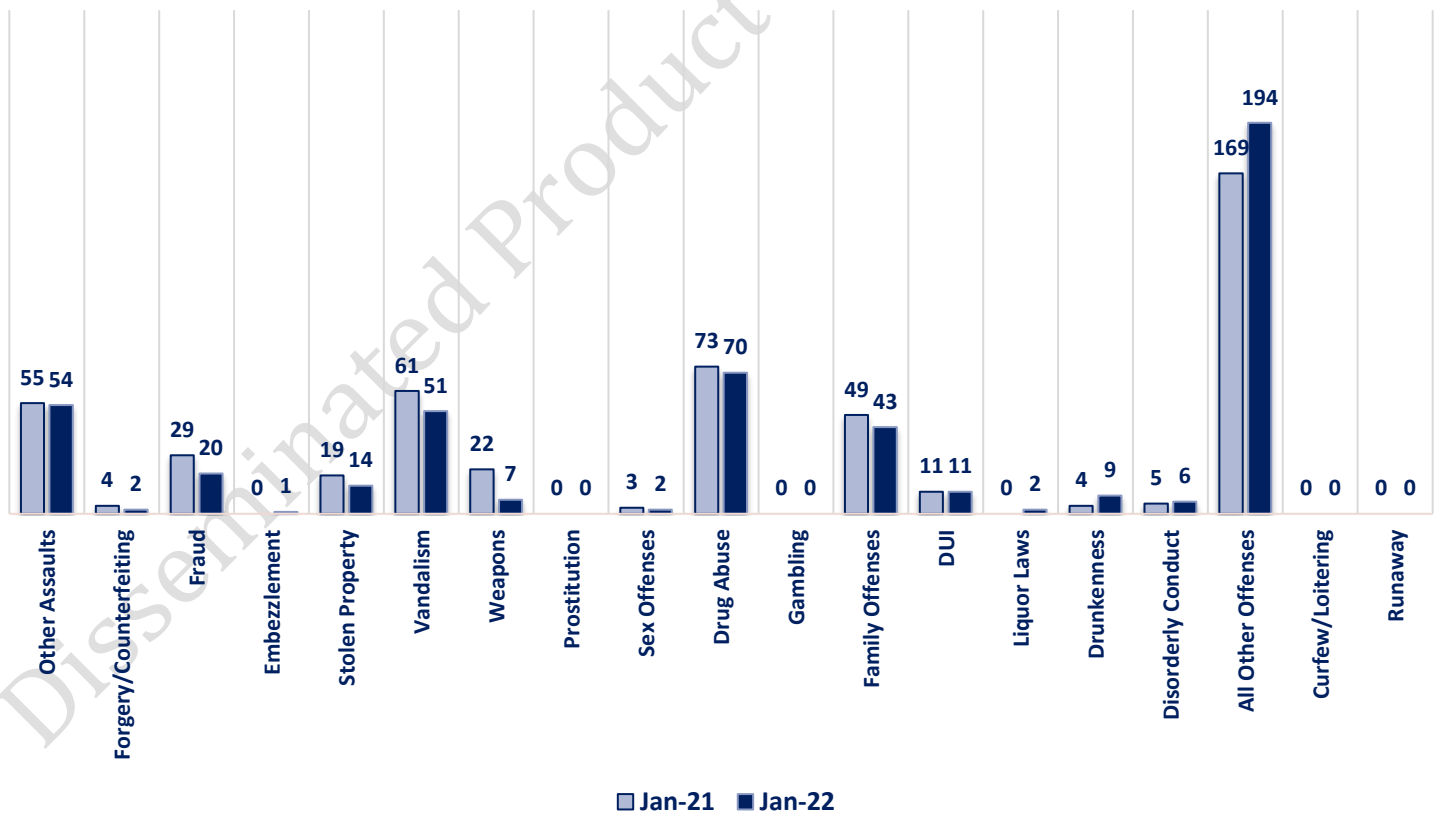
**JANUARY 2022 - COMPSTAT AND EXTENDED COMPSTAT
OFFENSE PERCENTAGES**



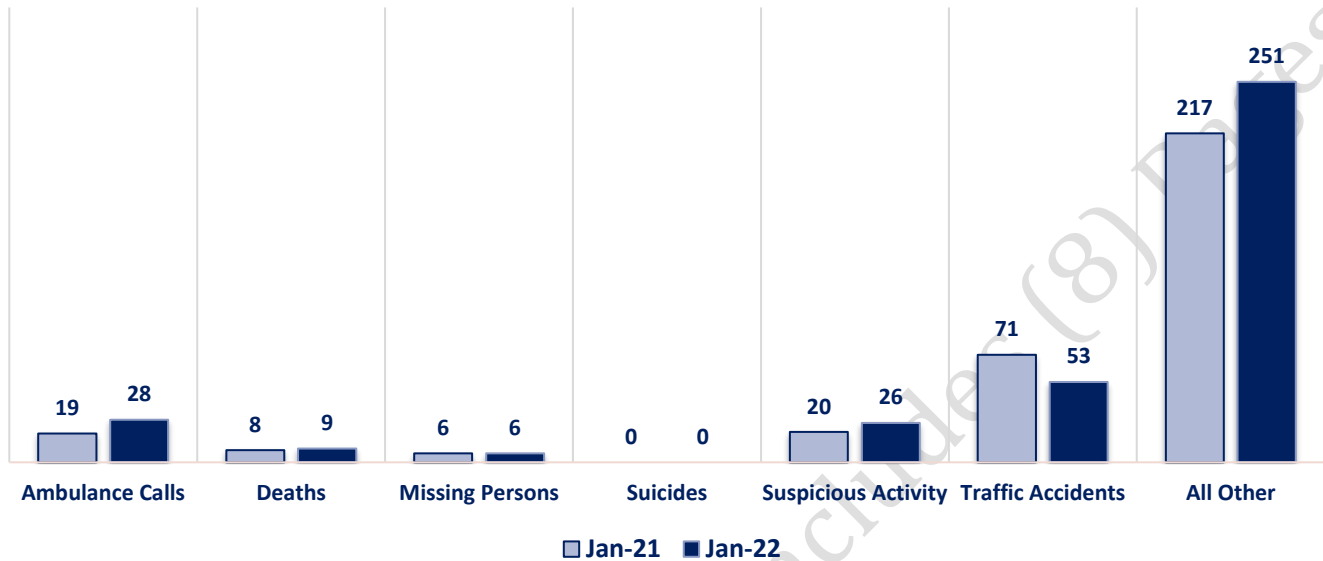
CompStat Offenses



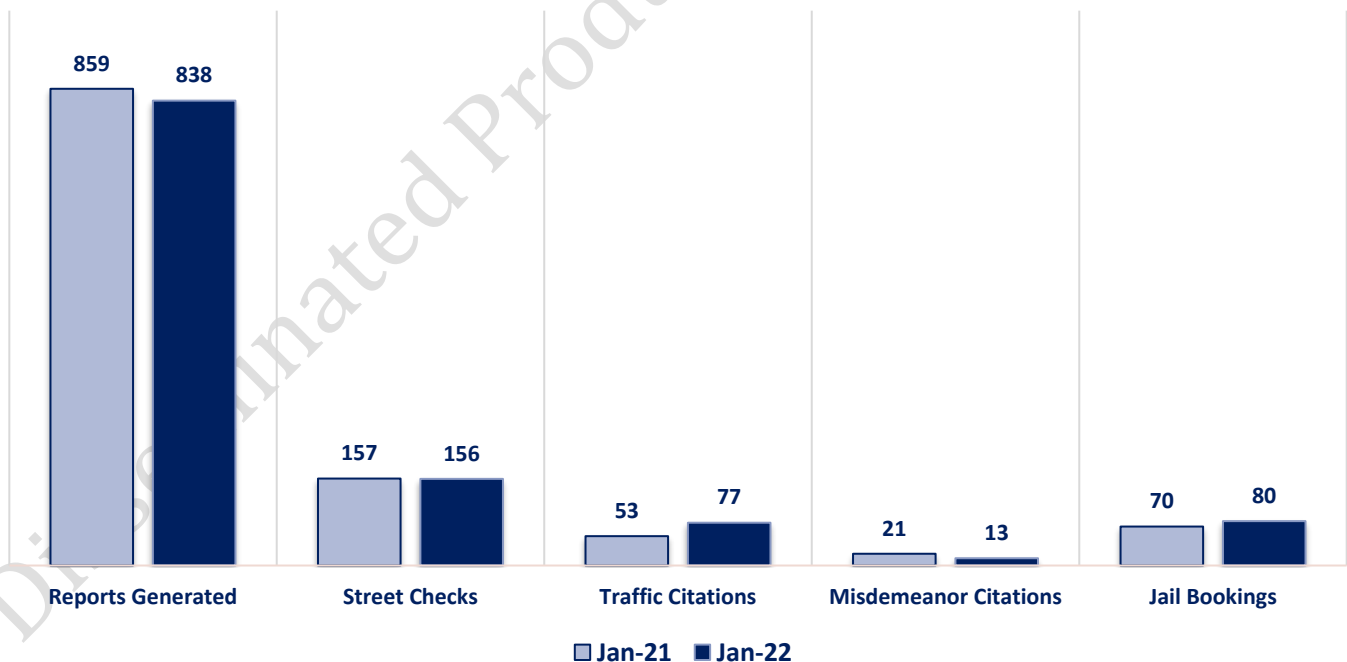
Extended CompStat Offenses



Non-UCR Offenses

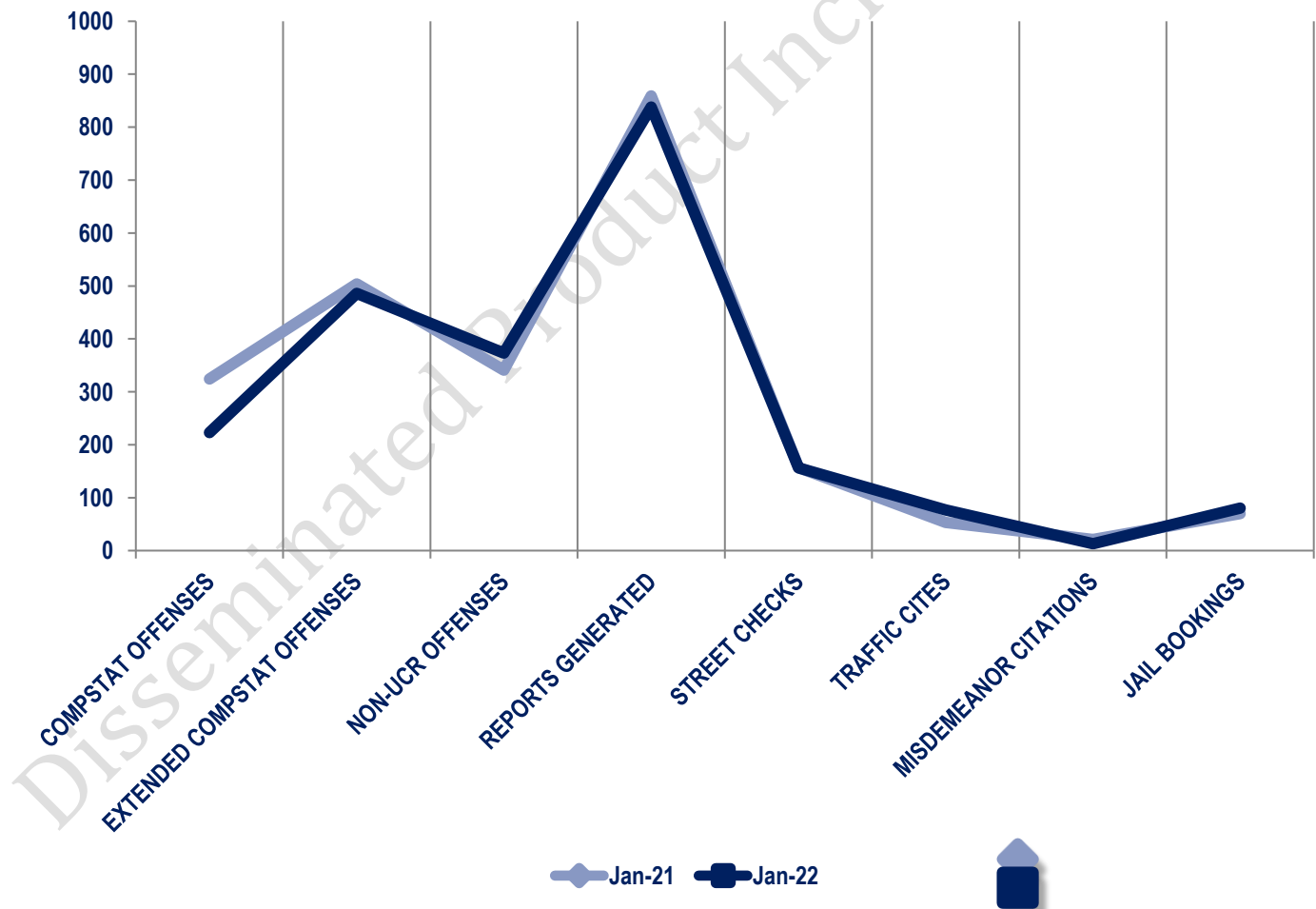


Other Event Totals



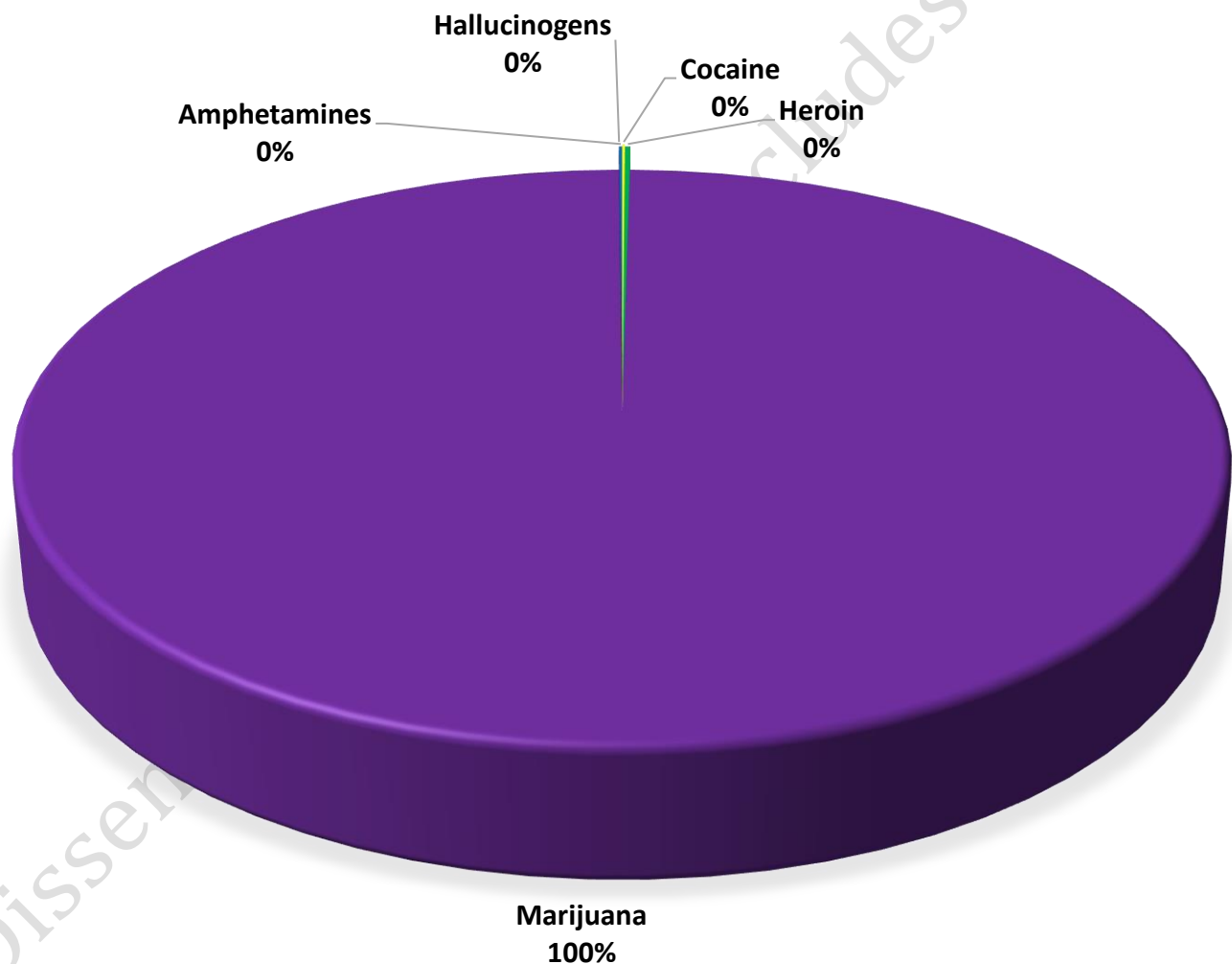
Combined Offense/Event Trends

	JAN 2021	JAN 2022
CompStat Offenses	324	223
Extended CompStat Offenses	504	486
Non-UCR Offenses	341	373
Reports Generated	859	838
Street Checks	157	156
Traffic Cites	53	77
Misdemeanor Citations	21	13
Jail Bookings	70	80

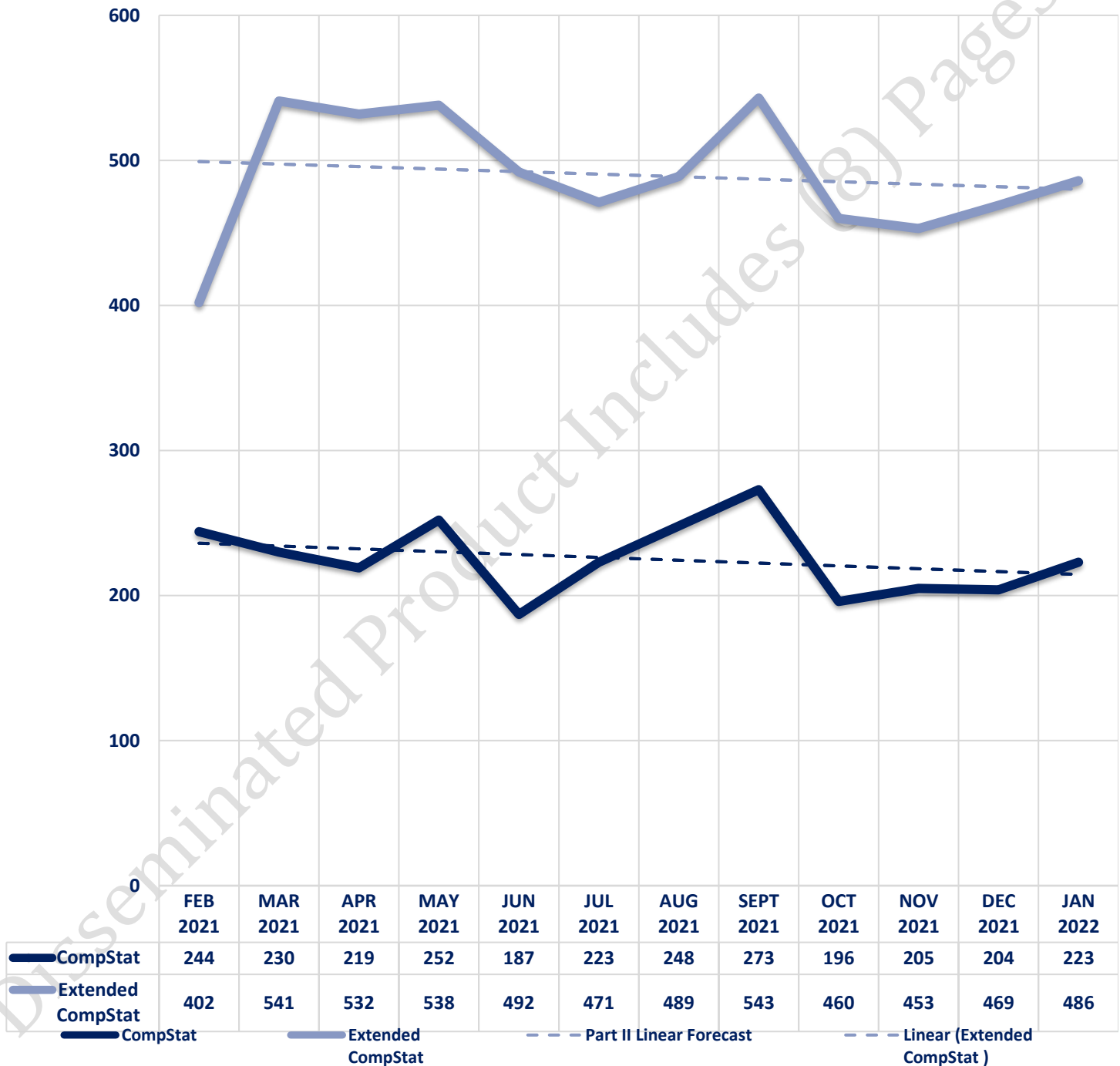


Seized Drugs

TYPE	DOSES	STREET VALUE
Cocaine	504.0	\$ 5,040.00
Heroin	1094.1	\$ 10,941.00
Marijuana	658837.7	\$ 3,953,026.00
Hallucinogens	0.9	\$ 1.76
Amphetamines	646.1	\$ 6,461.00
TOTAL	661082.7	\$ 3,975,469.76



CompStat & Extended CompStat Offenses - One Year





CITY COUNCIL DISTRICT #2

MONTHLY OFFENSE SUMMARY

February 2022

These figures represent preliminary counts of original Police Incident Reports and include all offenses within the above listed City Council District only. Full statistical analysis to determine the confidence level of this data has not been performed. The results contained herein are approximate in relation to the listed area and may not fully coincide with data shown in other areas of SLCPD's Crime Statistics page such as Calls for Service, Crimes Trending, and Crime Reports due to and reflective of departmental procedures that were in place at the time the event occurred and the date this data was compiled. Results displayed are not distinguished as attempted or completed crimes, do not include other calls for police service, and only represent police service where a report was made. Police Incident Reports are classified by primary offense categories as defined by the Uniform Crime Reporting (UCR) system, however for this report all offenses are included, and each incident may have more than one offense listed on it. In cases where there is more than one offense listed, all offenses are counted individually. Although every reasonable verification effort is made, the accuracy of any data is subject to the constraints of the report generation process as well as the manner, format, and point in time of any query.

COMPSTAT OFFENSES: (Part I)

Chosen by the FBI as Part I Offenses because they are serious crimes that occur with regularity in all areas of the country and are likely to be reported to Police.

EXTENDED COMPSTAT OFFENSES: (Part II)

All other crimes other than the eight CompStat Offenses. The Uniform Crime Reporting Program gathers only arrest data for these offenses, however, SLCPD results displayed in this document display all of these, regardless of the presence of arrest data.

ALL OTHER OFFENSES:

Under the Extended CompStat Offense section, 'All Other Offenses' include Peeping Tom, Trespass, Kidnap/Abduction, Pornography, Extortion/Blackmail, Bribery, Warrants, Sexual Offenses, Obstruction, Public Peace, and Hit & Run.

NON-UCR OFFENSES:

Non-UCR Offenses include reports for all other offenses not classified as a CompStat or Extended CompStat Offense. Results displayed separate some of these offenses such as Ambulance Calls, Deaths, Missing Persons, Suicides, Suspicious Activity, and Traffic Accidents.

ALL OTHER NON-UCR:

Under the Non-UCR category, 'All Other' include the remainder of offenses not classified as CompStat or CompStat Extended and not separated from the Non-UCR Offenses. These include things such as Loud Parties, Barking Dogs, Mentally Ill Subjects, Citizen Assistance, etc.

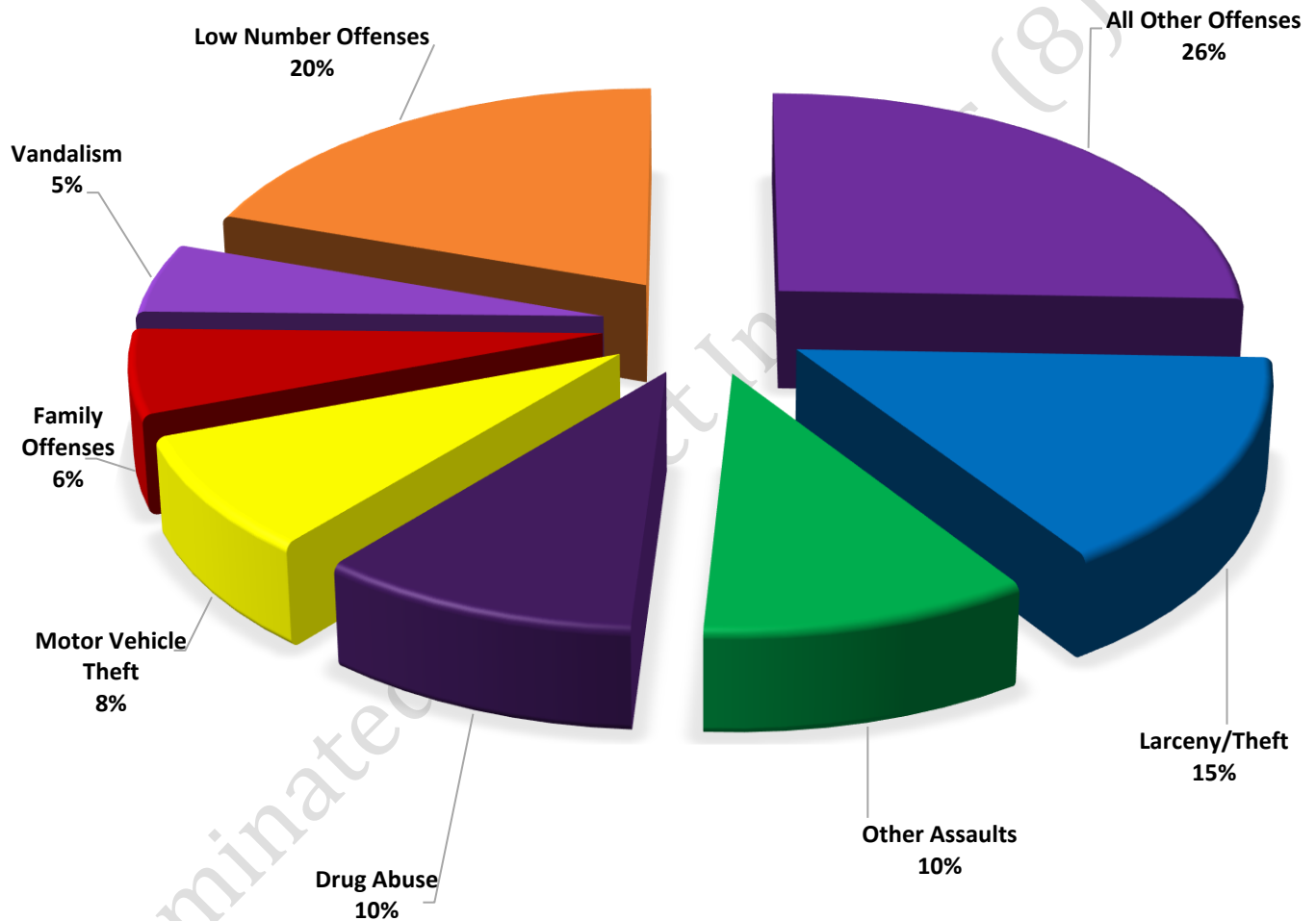
LOW NUMBER OFFENSES:

On page two, in the interest of space and allowing for easier viewing, the category titled 'Low Number Offenses' include CompStat and Extended CompStat Offenses from page one that have totals under the amount of 21.

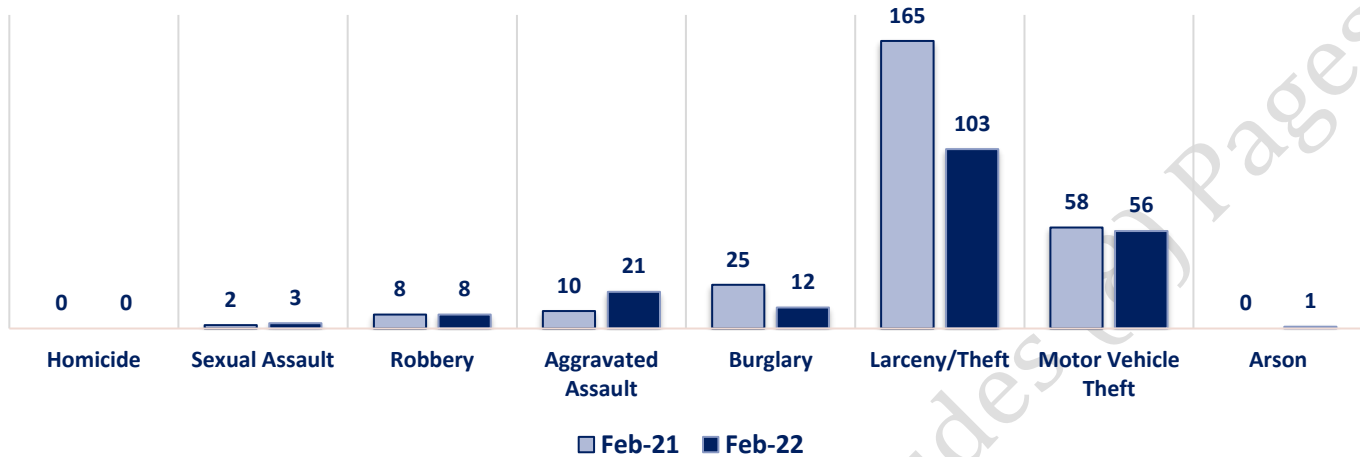
Offenses

COMPSTAT OFFENSES	VIOLENT	Offense	Feb-21	Feb-22	OFFENSE	Feb-21	Feb-22	EXTENDED COMPSTAT OFFENSES
		Homicide	0	0	Other Assaults	37	69	
		Sexual Assault	2	3	Forgery/Counterfeiting	4	5	
		Robbery	8	8	Fraud	23	18	
		Aggravated Assault	10	21	Embezzlement	0	0	
		Burglary	25	12	Stolen Property	9	13	
		Larceny/Theft	165	103	Vandalism	51	34	
		Motor Vehicle Theft	58	56	Weapons	11	12	
		Arson	0	1	Prostitution	0	0	
NON-UCR OFFENSES	PROPERTY	COMPSTAT TOTALS	268	204	Sex Offenses	5	4	
		Ambulance Calls	19	17	Drug Abuse	65	68	
		Deaths	5	2	Gambling	0	0	
		Missing Persons	7	3	Family Offenses	47	41	
		Suicides	0	1	DUI	15	6	
		Suspicious Activity	24	29	Liquor Laws	0	3	
		Traffic Accidents	64	67	Drunkenness	4	12	
		All Other	236	211	Disorderly Conduct	11	12	
		NON-UCR TOTALS	355	330	All Other Offenses	160	173	
TOTALS		COMPSTAT OFFENSES	268	204	Curfew/Loitering	0	3	
		EXTENDED COMPSTAT OFFENSES	442	473	Runaway	0	0	
		NON-UCR OFFENSES	355	330	EXTENDED COMPSTAT TOTALS	442	473	
		TOTAL	1065	1007				

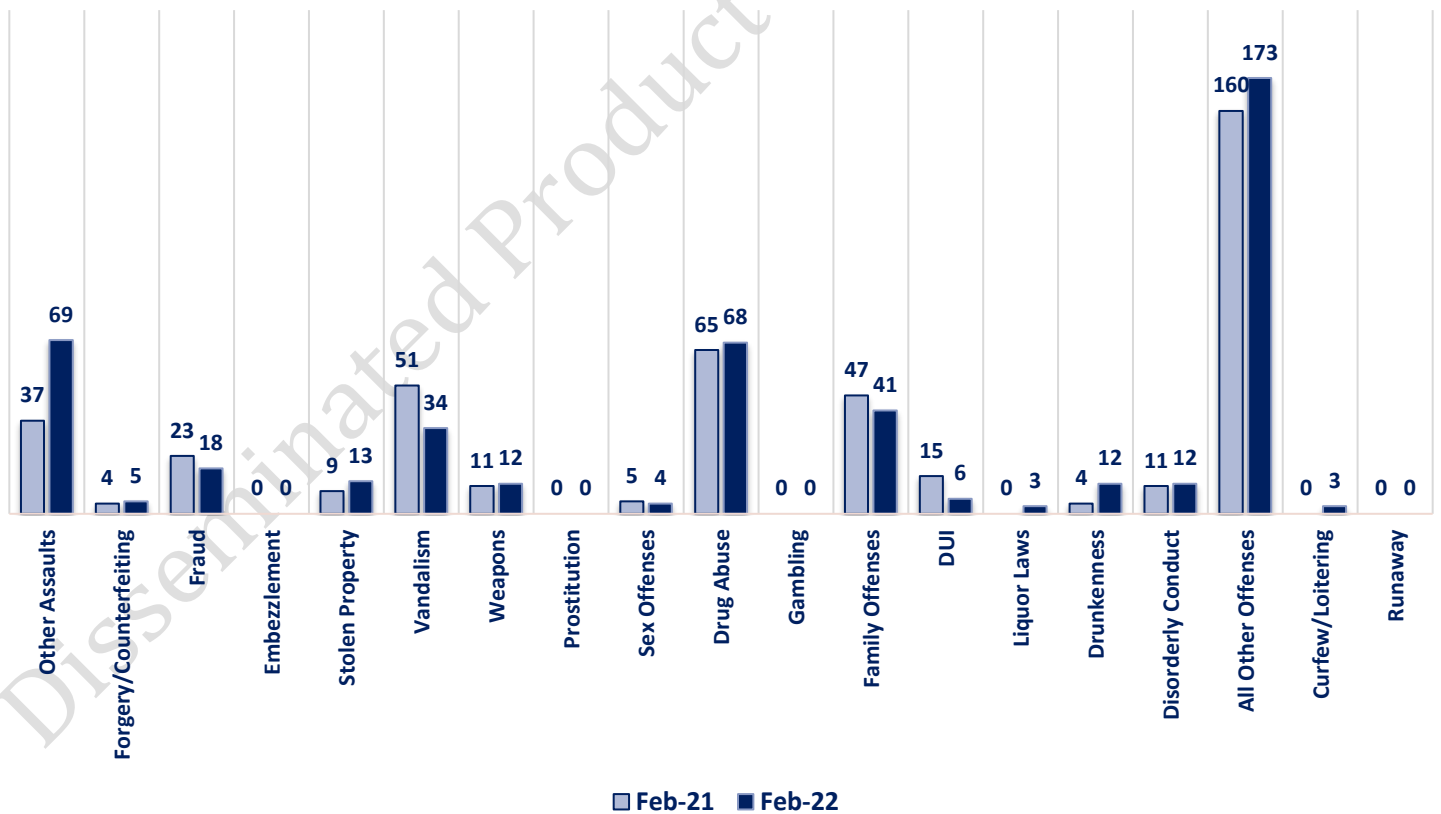
**FEBRUARY 2022 - COMPSTAT AND EXTENDED COMPSTAT
OFFENSE PERCENTAGES**



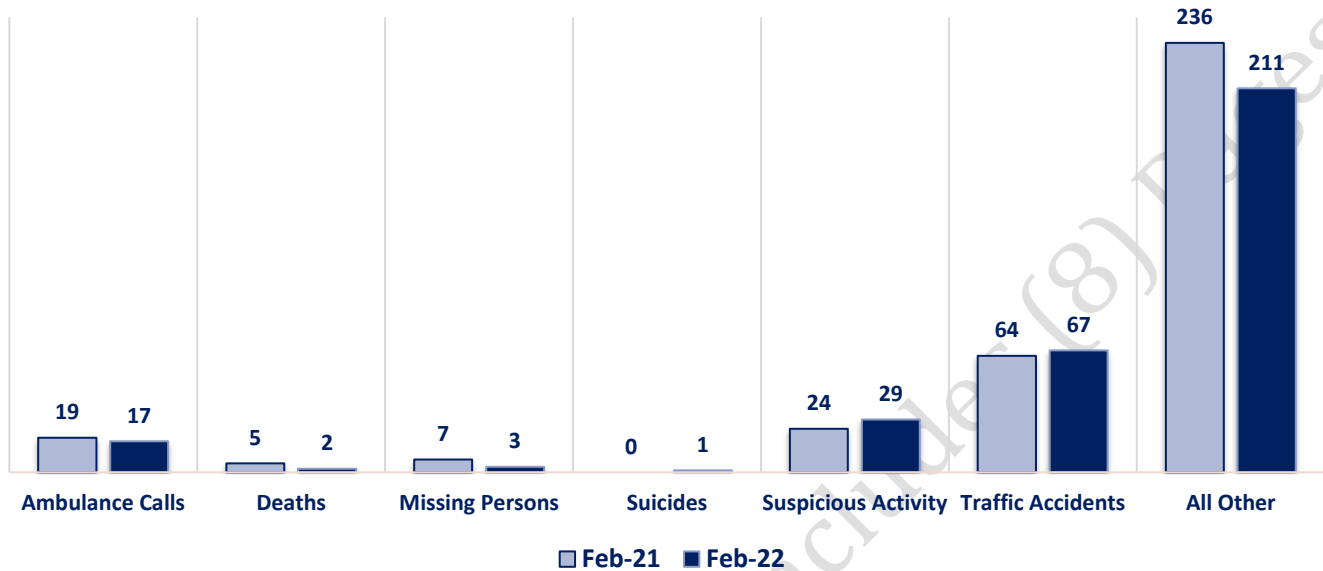
CompStat Offenses



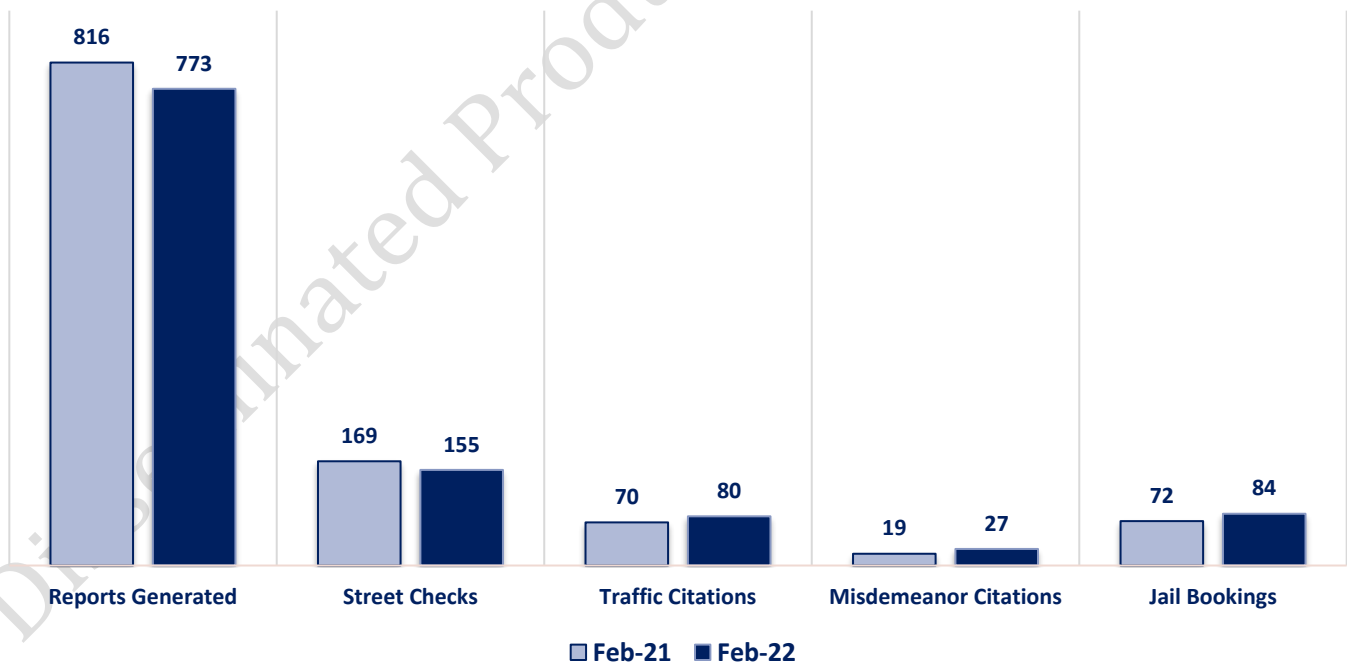
Extended CompStat Offenses



Non-UCR Offenses

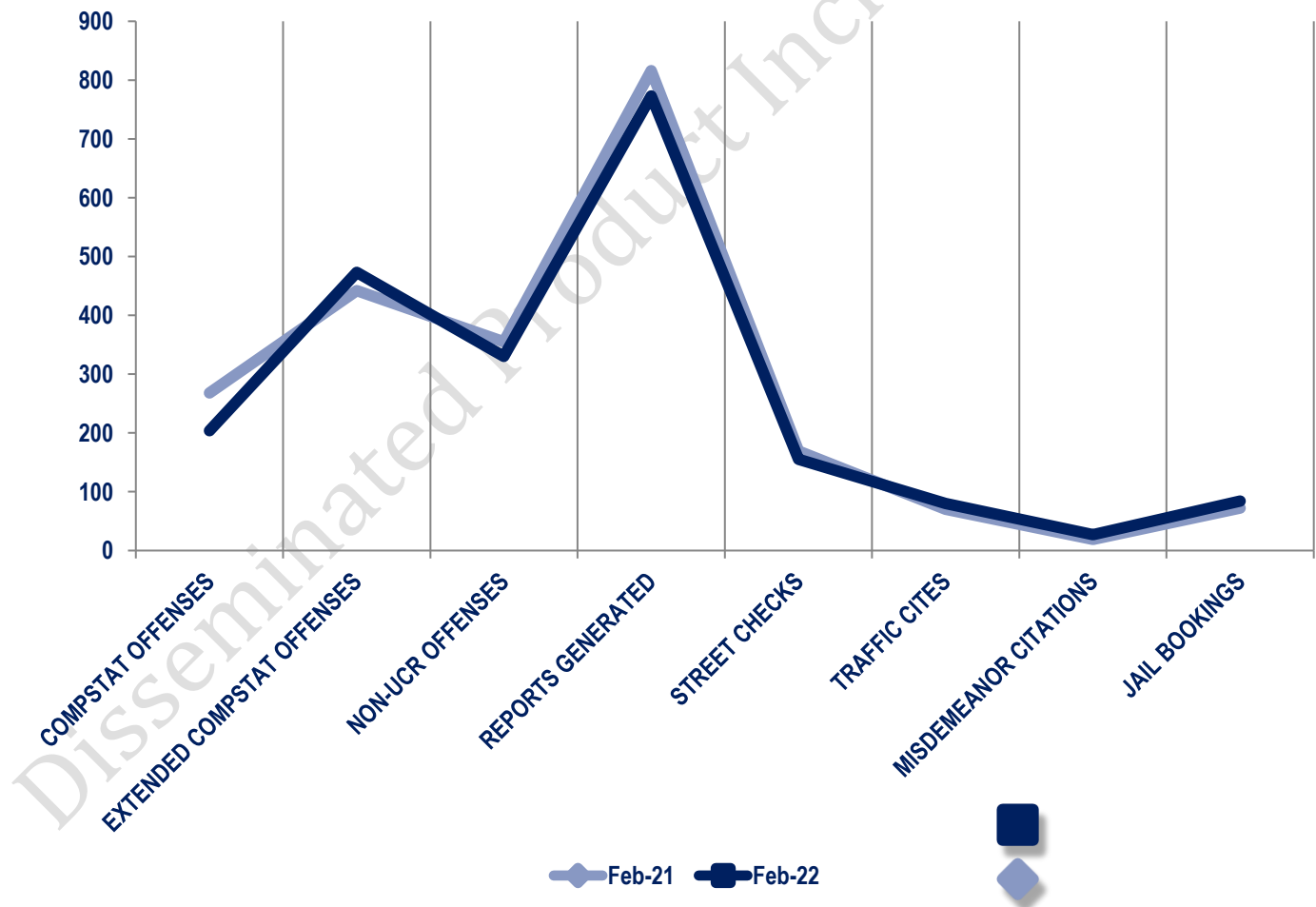


Other Event Totals



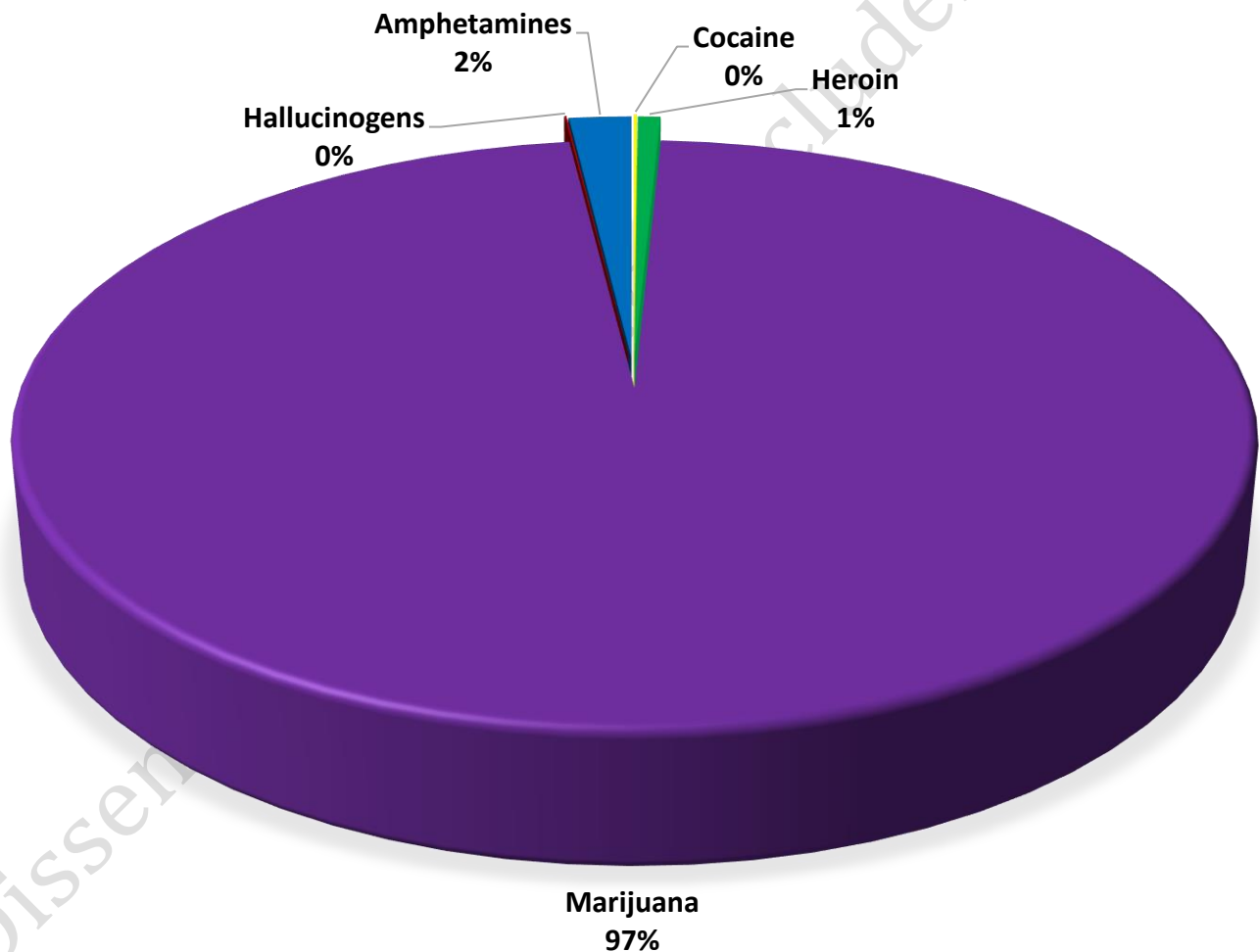
Combined Offense/Event Trends

	FEB 2021	FEB 2022
CompStat Offenses	268	204
Extended CompStat Offenses	442	473
Non-UCR Offenses	355	330
Reports Generated	816	773
Street Checks	169	155
Traffic Cites	70	80
Misdemeanor Citations	19	27
Jail Bookings	72	84

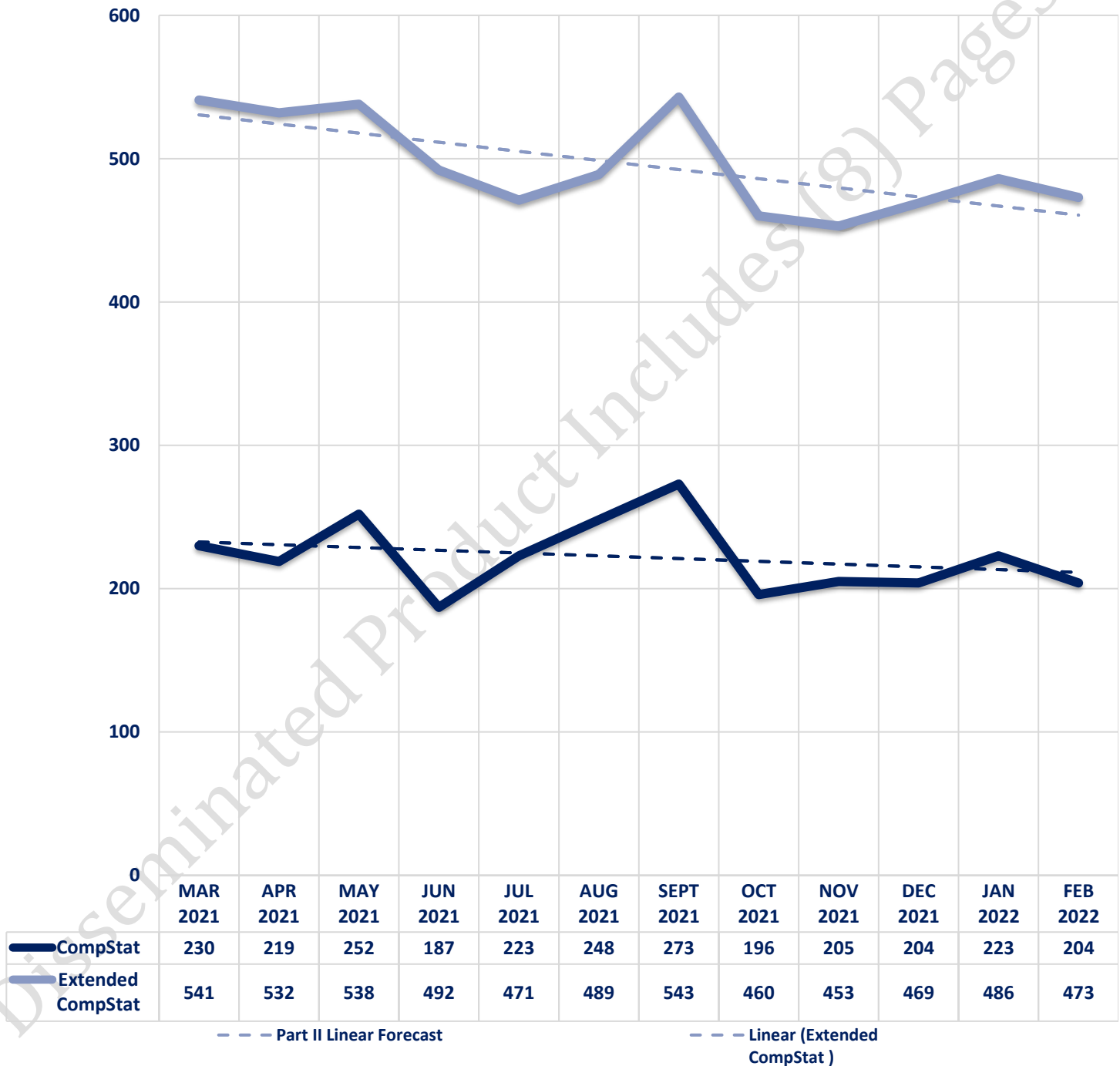


Seized Drugs

TYPE	DOSES	STREET VALUE
Cocaine	30.0	\$ 300.00
Heroin	196.1	\$ 1,961.00
Marijuana	27606.8	\$ 165,640.95
Hallucinogens	14.1	\$ 28.22
Amphetamines	541.8	\$ 5,418.00
TOTAL	28388.8	\$ 173,348.17



CompStat & Extended CompStat Offenses - One Year





CITY COUNCIL DISTRICT #2

MONTHLY OFFENSE SUMMARY

March 2022

These figures represent preliminary counts of original Police Incident Reports and include all offenses within the above listed City Council District only. Full statistical analysis to determine the confidence level of this data has not been performed. The results contained herein are approximate in relation to the listed area and may not fully coincide with data shown in other areas of SLCPD's Crime Statistics page such as Calls for Service, Crimes Trending, and Crime Reports due to and reflective of departmental procedures that were in place at the time the event occurred and the date this data was compiled. Results displayed are not distinguished as attempted or completed crimes, do not include other calls for police service, and only represent police service where a report was made. Police Incident Reports are classified by primary offense categories as defined by the Uniform Crime Reporting (UCR) system, however for this report all offenses are included, and each incident may have more than one offense listed on it. In cases where there is more than one offense listed, all offenses are counted individually. Although every reasonable verification effort is made, the accuracy of any data is subject to the constraints of the report generation process as well as the manner, format, and point in time of any query.

COMPSTAT OFFENSES: (Part I)

Chosen by the FBI as Part I Offenses because they are serious crimes that occur with regularity in all areas of the country and are likely to be reported to Police.

EXTENDED COMPSTAT OFFENSES: (Part II)

All other crimes other than the eight CompStat Offenses. The Uniform Crime Reporting Program gathers only arrest data for these offenses, however, SLCPD results displayed in this document display all of these, regardless of the presence of arrest data.

ALL OTHER OFFENSES:

Under the Extended CompStat Offense section, 'All Other Offenses' include Peeping Tom, Trespass, Kidnap/Abduction, Pornography, Extortion/Blackmail, Bribery, Warrants, Sexual Offenses, Obstruction, Public Peace, and Hit & Run.

NON-UCR OFFENSES:

Non-UCR Offenses include reports for all other offenses not classified as a CompStat or Extended CompStat Offense. Results displayed separate some of these offenses such as Ambulance Calls, Deaths, Missing Persons, Suicides, Suspicious Activity, and Traffic Accidents.

ALL OTHER NON-UCR:

Under the Non-UCR category, 'All Other' include the remainder of offenses not classified as CompStat or CompStat Extended and not separated from the Non-UCR Offenses. These include things such as Loud Parties, Barking Dogs, Mentally Ill Subjects, Citizen Assistance, etc.

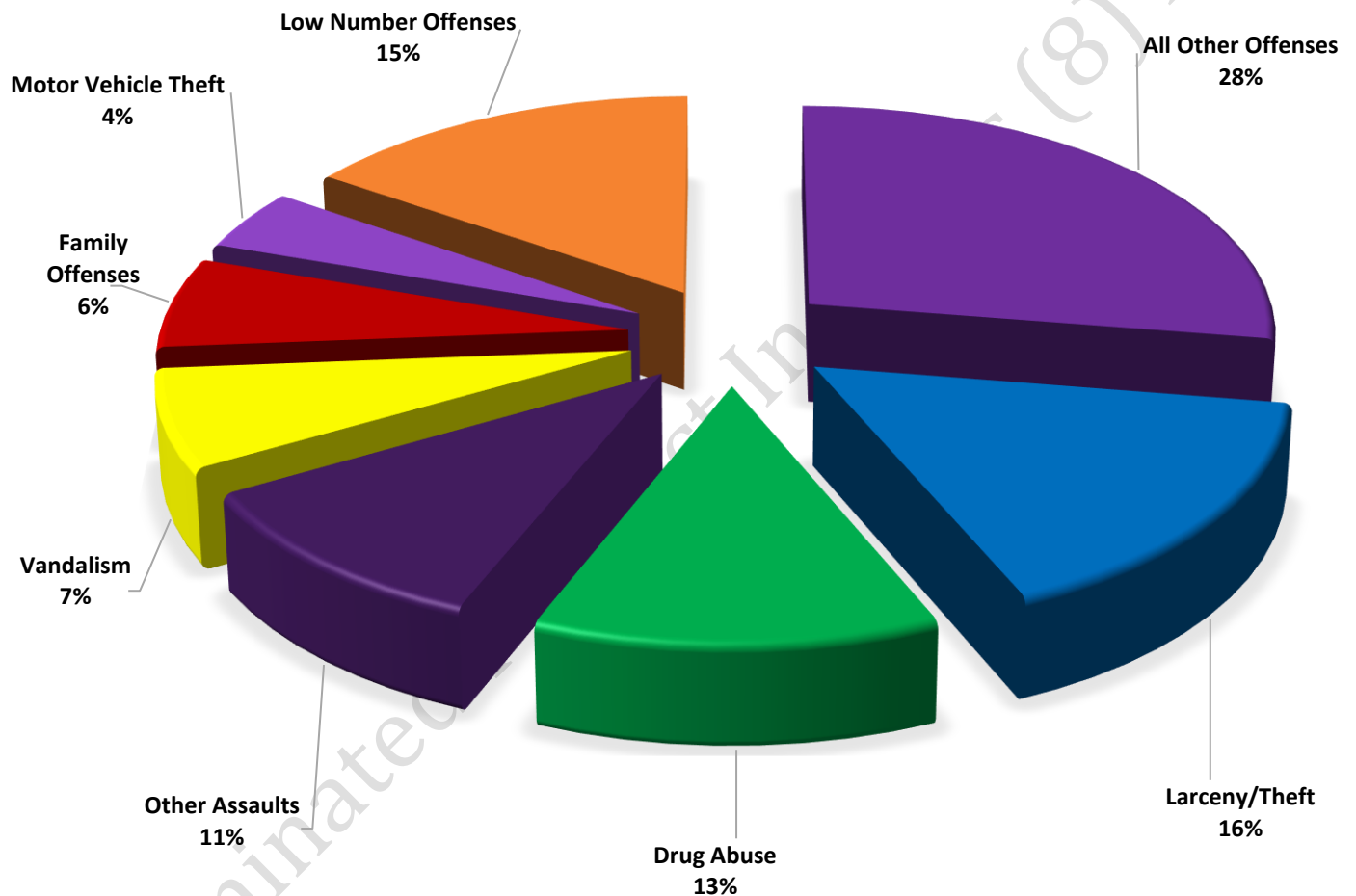
LOW NUMBER OFFENSES:

On page two, in the interest of space and allowing for easier viewing, the category titled 'Low Number Offenses' include CompStat and Extended CompStat Offenses from page one that have totals under the amount of 19.

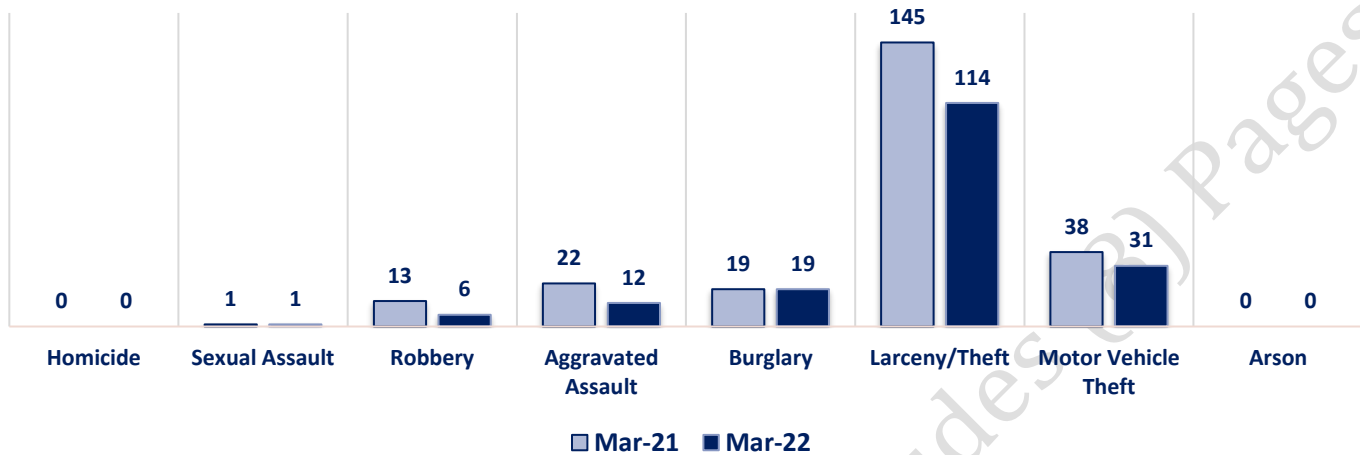
Offenses

COMPSTAT OFFENSES	VIOLENT	Offense	Mar-21	Mar-22	OFFENSE	Mar-21	Mar-22
		Homicide	0	0	Other Assaults	56	75
		Sexual Assault	1	1	Forgery/Counterfeiting	8	4
		Robbery	13	6	Fraud	17	19
	PROPERTY	Aggravated Assault	22	12	Embezzlement	0	0
		Burglary	19	19	Stolen Property	11	10
		Larceny/Theft	145	114	Vandalism	52	50
		Motor Vehicle Theft	38	31	Weapons	14	6
		Arson	0	0	Prostitution	0	0
	COMPSTAT TOTALS		238	183	Sex Offenses	3	3
NON-UCR OFFENSES	Ambulance Calls		16	29	Drug Abuse	90	89
	Deaths		3	9	Gambling	0	0
	Missing Persons		7	8	Family Offenses	52	46
	Suicides		1	0	DUI	14	12
	Suspicious Activity		15	26	Liquor Laws	2	1
	Traffic Accidents		84	69	Drunkenness	3	6
	All Other		262	267	Disorderly Conduct	10	10
	NON-UCR TOTALS		388	408	All Other Offenses	225	195
TOTALS	COMPSTAT OFFENSES		238	183	Curfew/Loitering	0	0
	EXTENDED COMPSTAT OFFENSES		557	526	Runaway	0	0
	NON-UCR OFFENSES		388	408	EXTENDED COMPSTAT TOTALS	557	526
	TOTAL		1183	1117			

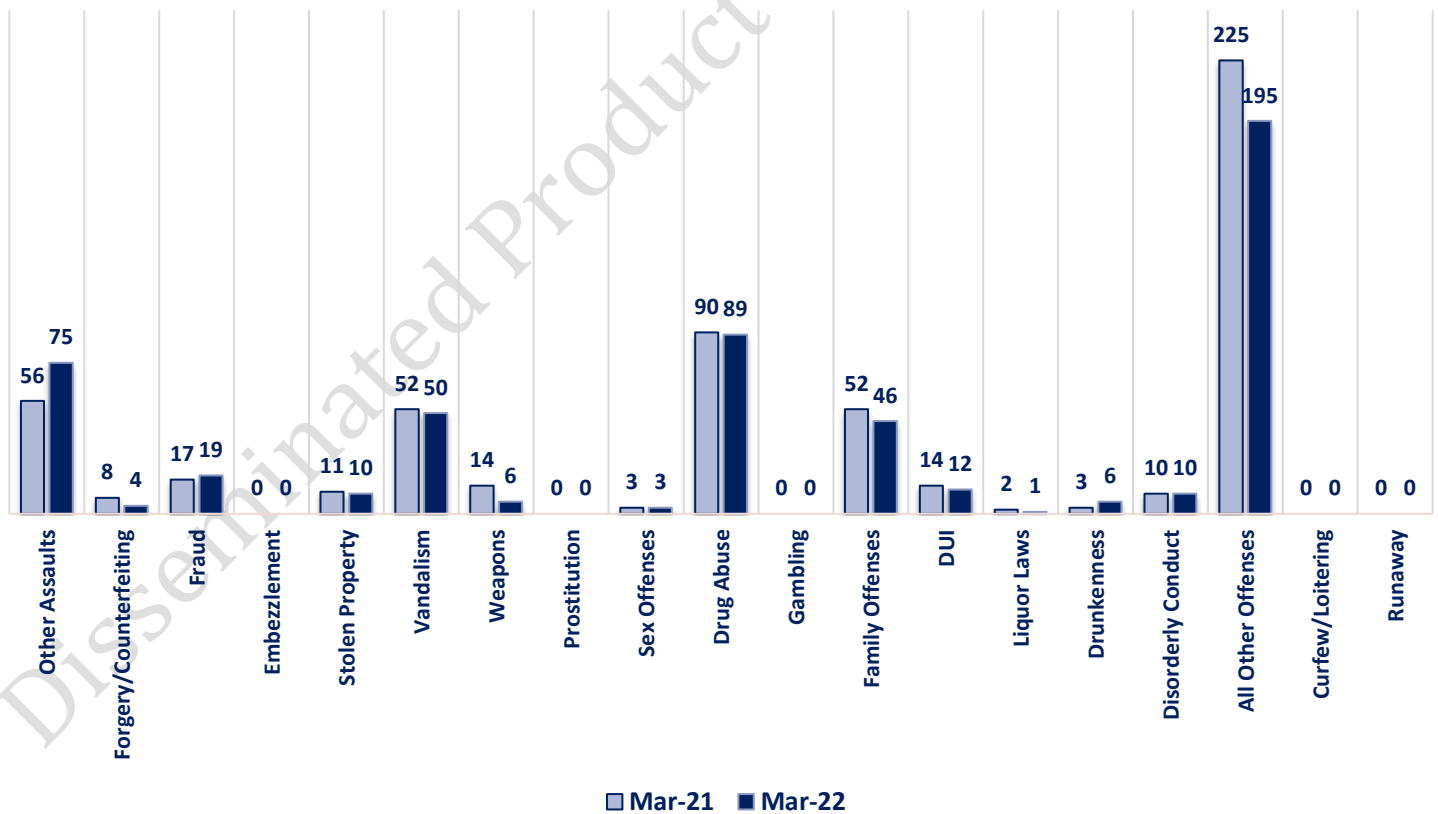
**MARCH 2022 - COMPSTAT AND EXTENDED COMPSTAT
OFFENSE PERCENTAGES**



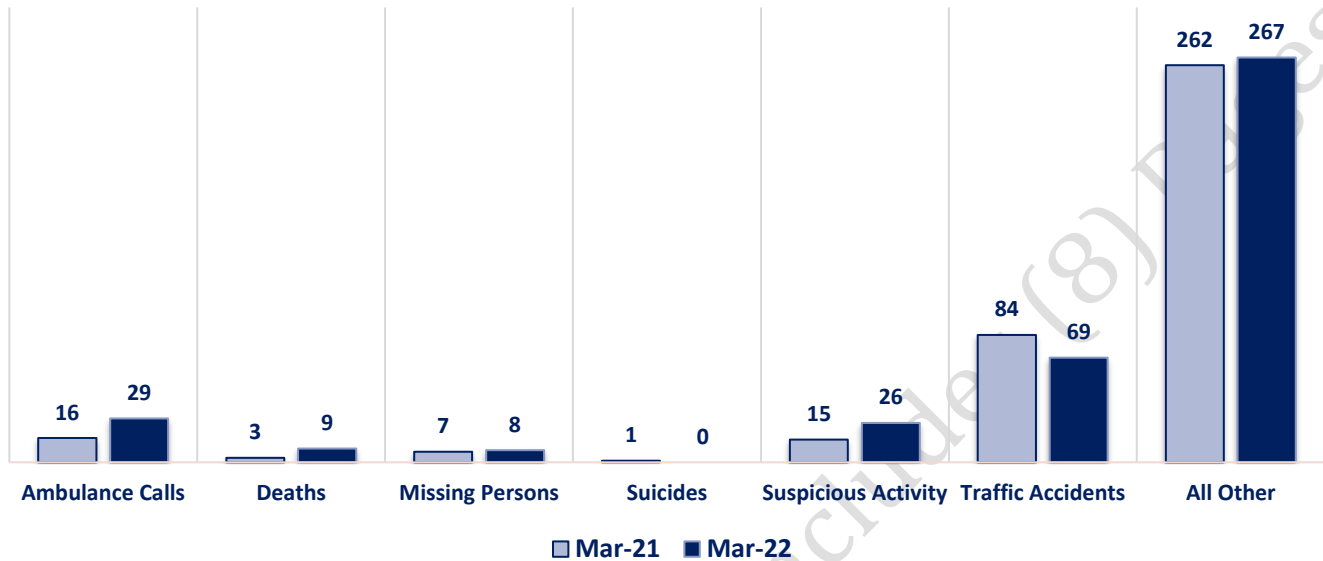
CompStat Offenses



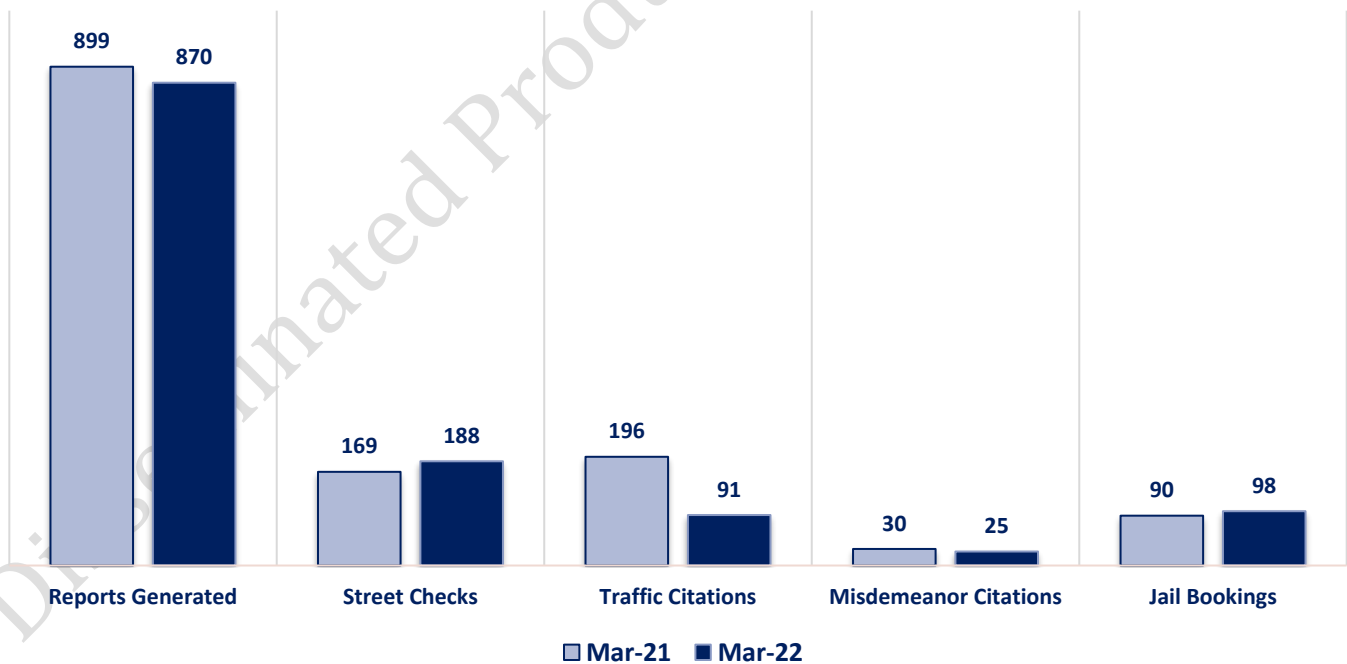
Extended CompStat Offenses



Non-UCR Offenses

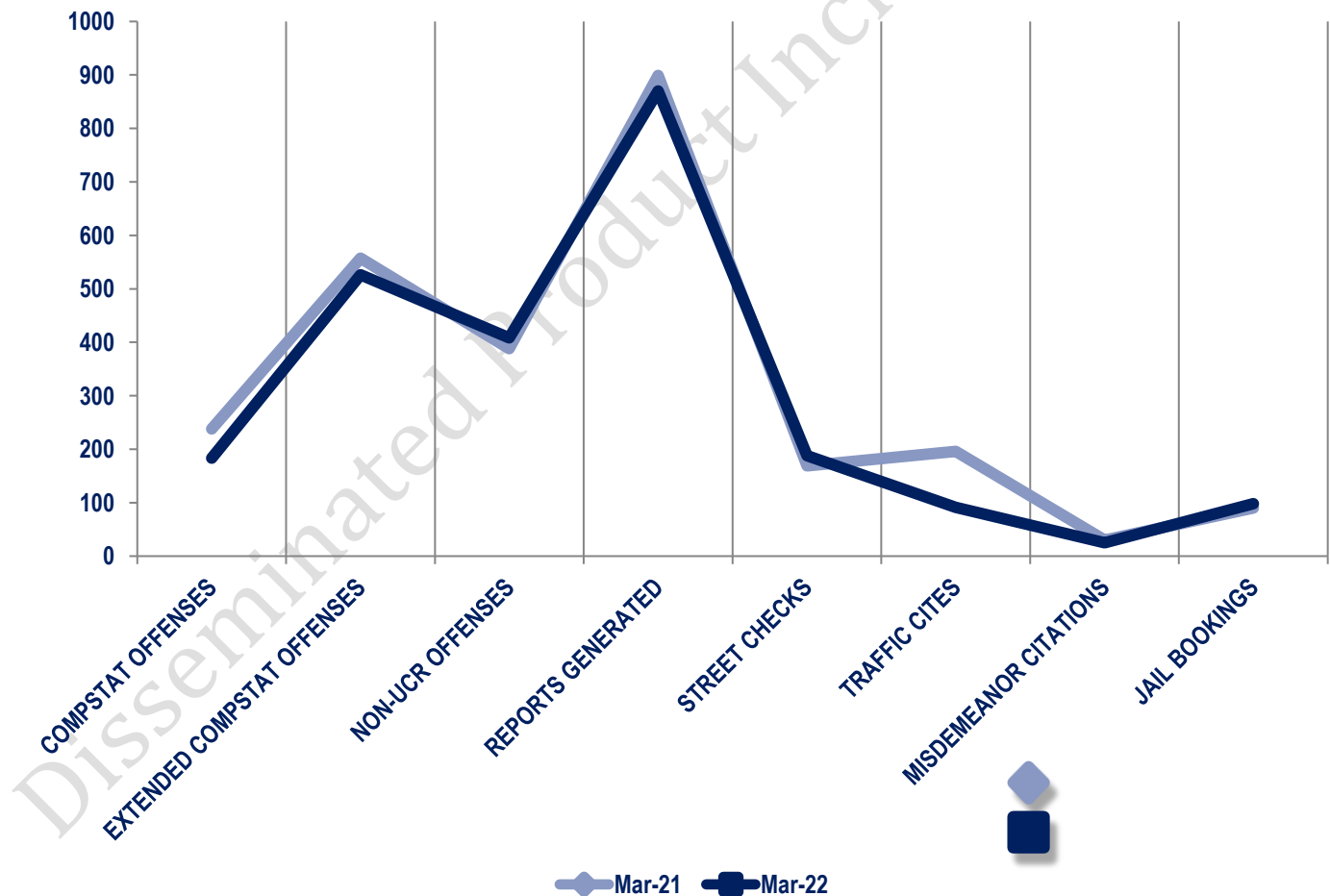


Other Event Totals



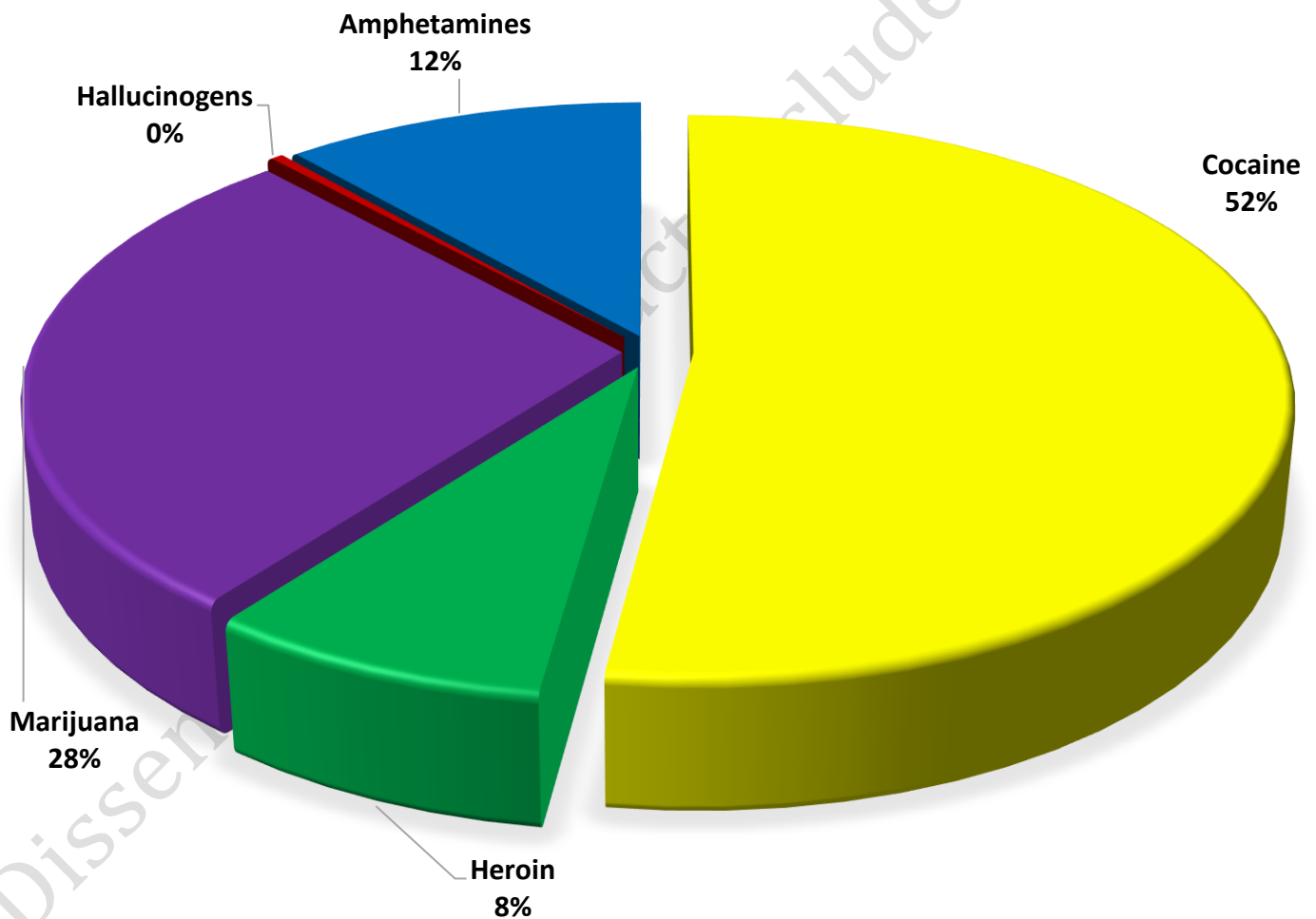
Combined Offense/Event Trends

	MAR 2021	MAR 2022
CompStat Offenses	238	183
Extended CompStat Offenses	557	526
Non-UCR Offenses	388	408
Reports Generated	899	870
Street Checks	169	188
Traffic Cites	196	91
Misdemeanor Citations	30	25
Jail Bookings	90	98

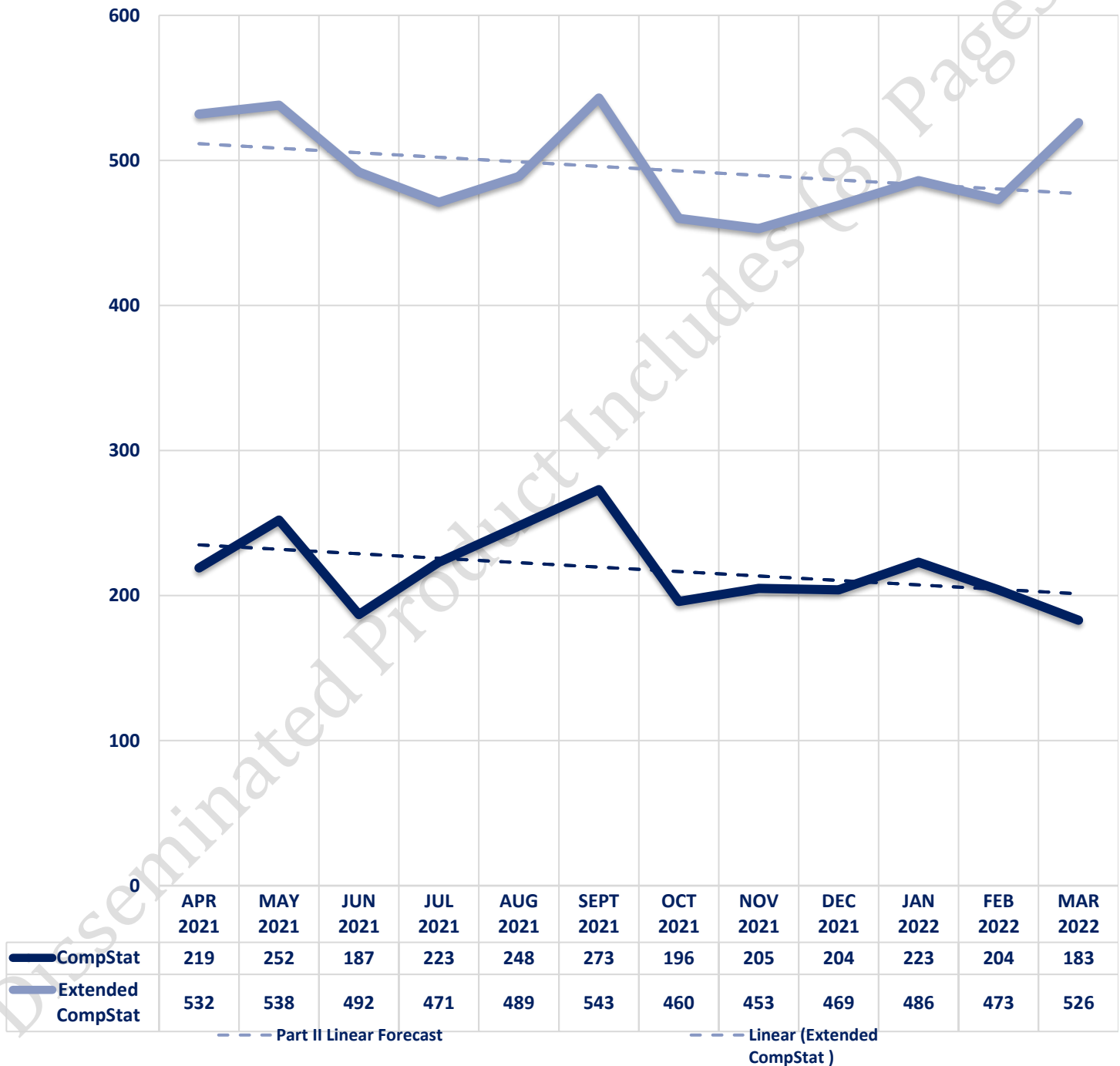


Seized Drugs

TYPE	DOSES	STREET VALUE
Cocaine	3022.0	\$ 30,219.52
Heroin	469.2	\$ 4,692.00
Marijuana	1614.3	\$ 9,685.54
Hallucinogens	22.6	\$ 45.15
Amphetamines	661.0	\$ 6,610.00
TOTAL	5789.0	\$ 51,252.21



CompStat & Extended CompStat Offenses - One Year





CITY COUNCIL DISTRICT #2

MONTHLY OFFENSE SUMMARY

April 2022

These figures represent preliminary counts of original Police Incident Reports and include all offenses within the above listed City Council District only. Full statistical analysis to determine the confidence level of this data has not been performed. The results contained herein are approximate in relation to the listed area and may not fully coincide with data shown in other areas of SLCPD's Crime Statistics page such as Calls for Service, Crimes Trending, and Crime Reports due to and reflective of departmental procedures that were in place at the time the event occurred and the date this data was compiled. Results displayed are not distinguished as attempted or completed crimes, do not include other calls for police service, and only represent police service where a report was made. Police Incident Reports are classified by primary offense categories as defined by the Uniform Crime Reporting (UCR) system, however for this report all offenses are included, and each incident may have more than one offense listed on it. In cases where there is more than one offense listed, all offenses are counted individually. Although every reasonable verification effort is made, the accuracy of any data is subject to the constraints of the report generation process as well as the manner, format, and point in time of any query.

COMPSTAT OFFENSES: (Part I)

Chosen by the FBI as Part I Offenses because they are serious crimes that occur with regularity in all areas of the country and are likely to be reported to Police.

EXTENDED COMPSTAT OFFENSES: (Part II)

All other crimes other than the eight CompStat Offenses. The Uniform Crime Reporting Program gathers only arrest data for these offenses, however, SLCPD results displayed in this document display all of these, regardless of the presence of arrest data.

ALL OTHER OFFENSES:

Under the Extended CompStat Offense section, 'All Other Offenses' include Peeping Tom, Trespass, Kidnap/Abduction, Pornography, Extortion/Blackmail, Bribery, Warrants, Sexual Offenses, Obstruction, Public Peace, and Hit & Run.

NON-UCR OFFENSES:

Non-UCR Offenses include reports for all other offenses not classified as a CompStat or Extended CompStat Offense. Results displayed separate some of these offenses such as Ambulance Calls, Deaths, Missing Persons, Suicides, Suspicious Activity, and Traffic Accidents.

ALL OTHER NON-UCR:

Under the Non-UCR category, 'All Other' include the remainder of offenses not classified as CompStat or CompStat Extended and not separated from the Non-UCR Offenses. These include things such as Loud Parties, Barking Dogs, Mentally Ill Subjects, Citizen Assistance, etc.

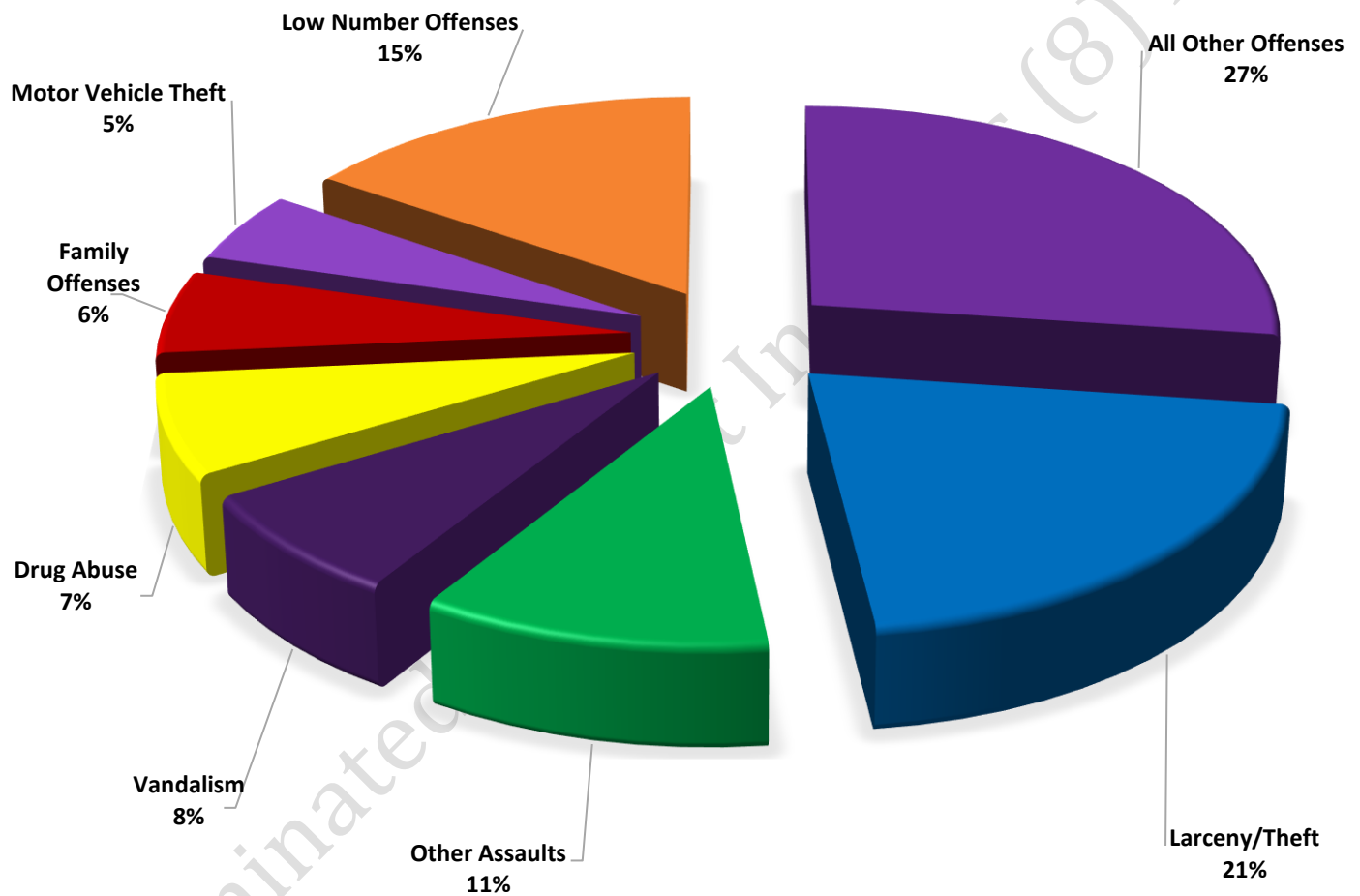
LOW NUMBER OFFENSES:

On page two, in the interest of space and allowing for easier viewing, the category titled 'Low Number Offenses' include CompStat and Extended CompStat Offenses from page one that have totals under the amount of 21.

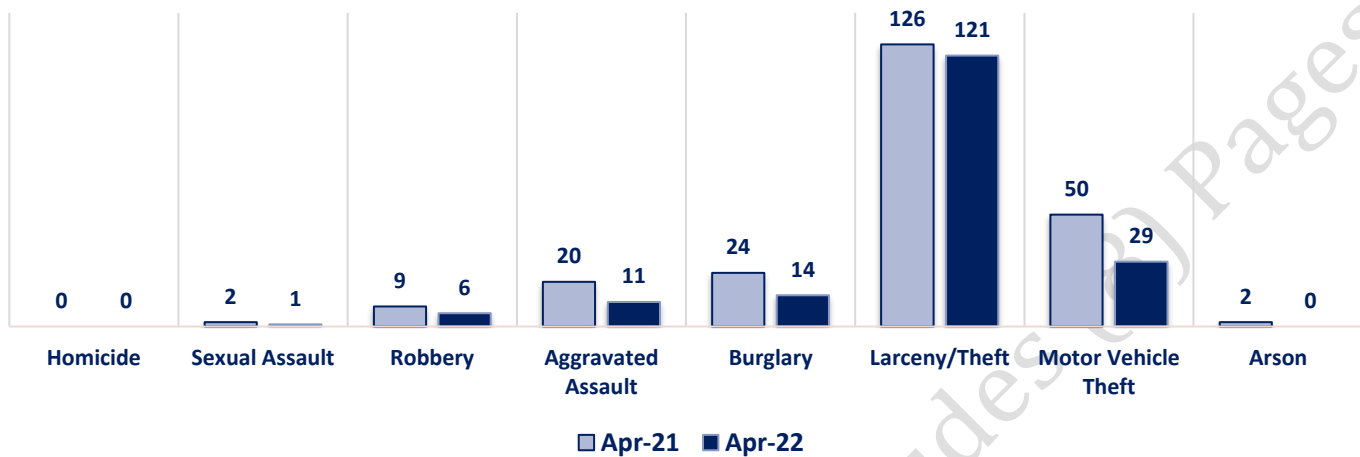
Offenses

COMPSTAT OFFENSES	VIOLENT	Offense	Apr-21	Apr-22	EXTENDED COMPSTAT OFFENSES
		Homicide	0	0	
		Sexual Assault	2	1	
		Robbery	9	6	
		Aggravated Assault	20	11	
		Burglary	24	14	
		Larceny/Theft	126	121	
		Motor Vehicle Theft	50	29	
		Arson	2	0	
NON-UCR OFFENSES	PROPERTY	COMPSTAT TOTALS	233	182	
		Ambulance Calls	25	16	EXTENDED COMPSTAT OFFENSES
		Deaths	1	4	
		Missing Persons	9	10	
		Suicides	1	0	
		Suspicious Activity	20	17	
		Traffic Accidents	76	67	
		All Other	215	206	
		NON-UCR TOTALS	347	320	
TOTALS		COMPSTAT OFFENSES	233	182	
		EXTENDED COMPSTAT OFFENSES	547	393	
		NON-UCR OFFENSES	347	320	
		TOTAL	1127	895	

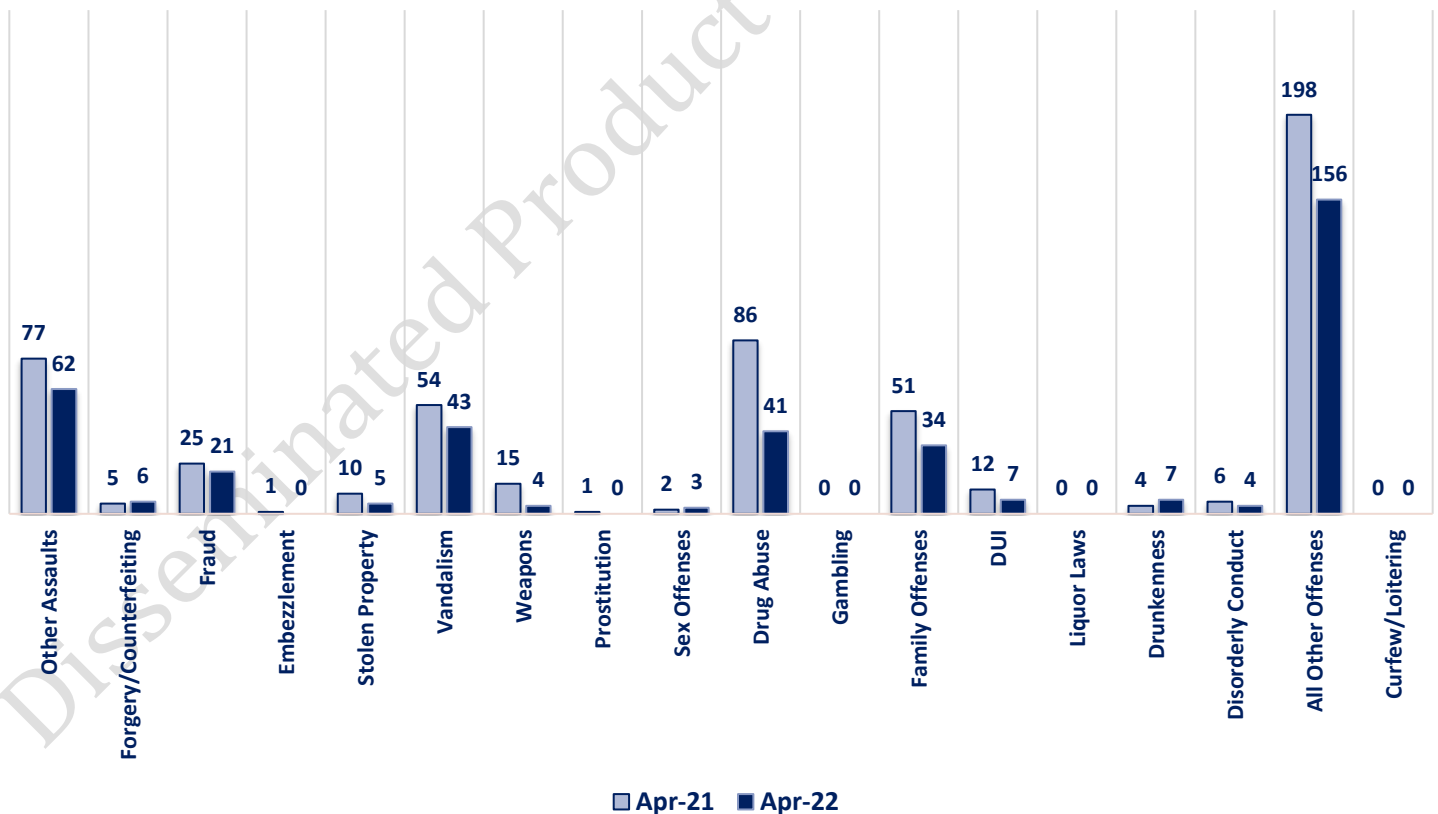
APRIL 2022 - COMPSTAT AND EXTENDED COMPSTAT OFFENSE PERCENTAGES



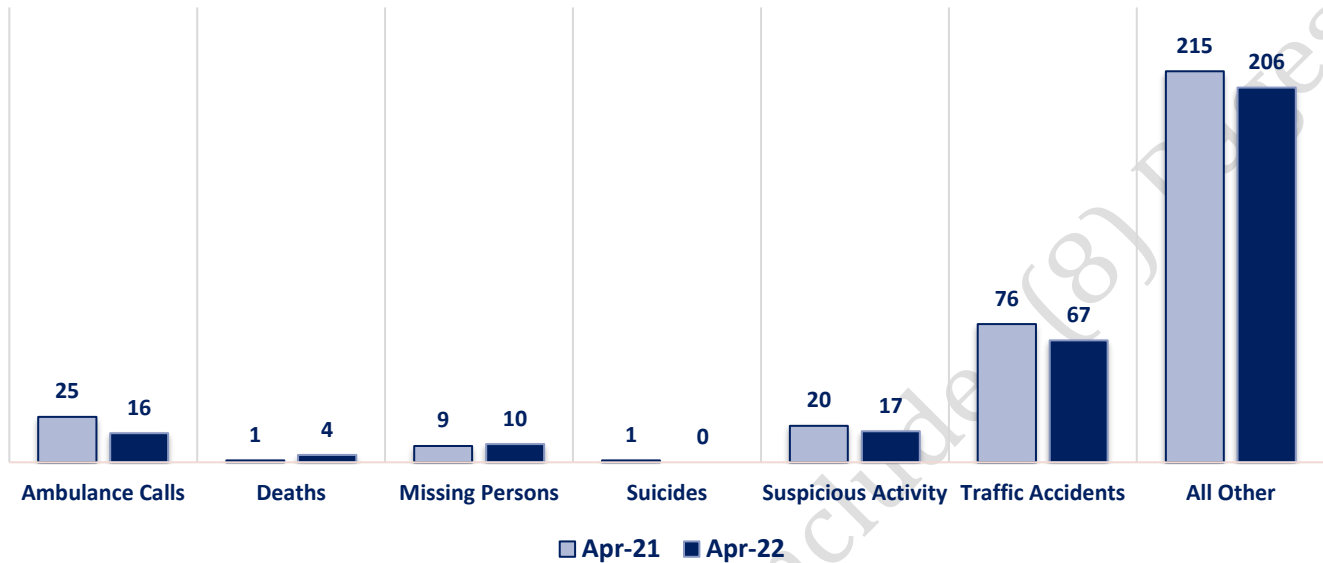
CompStat Offenses



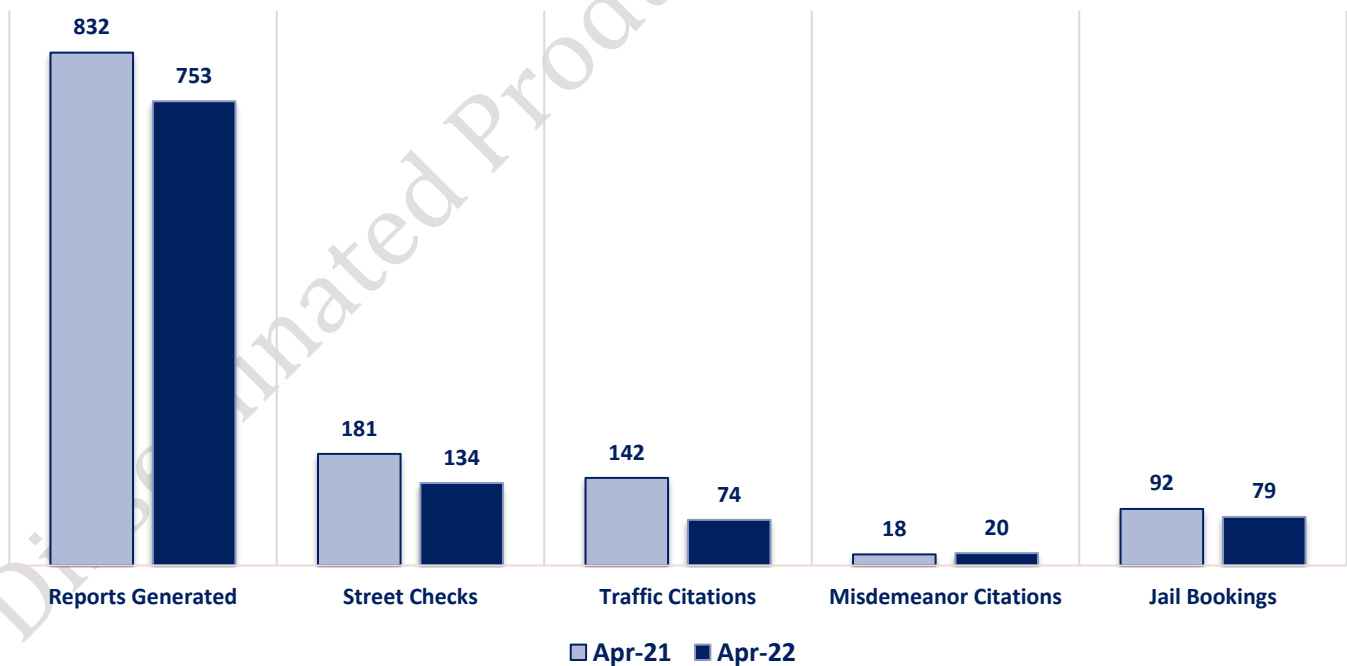
Extended CompStat Offenses



Non-UCR Offenses

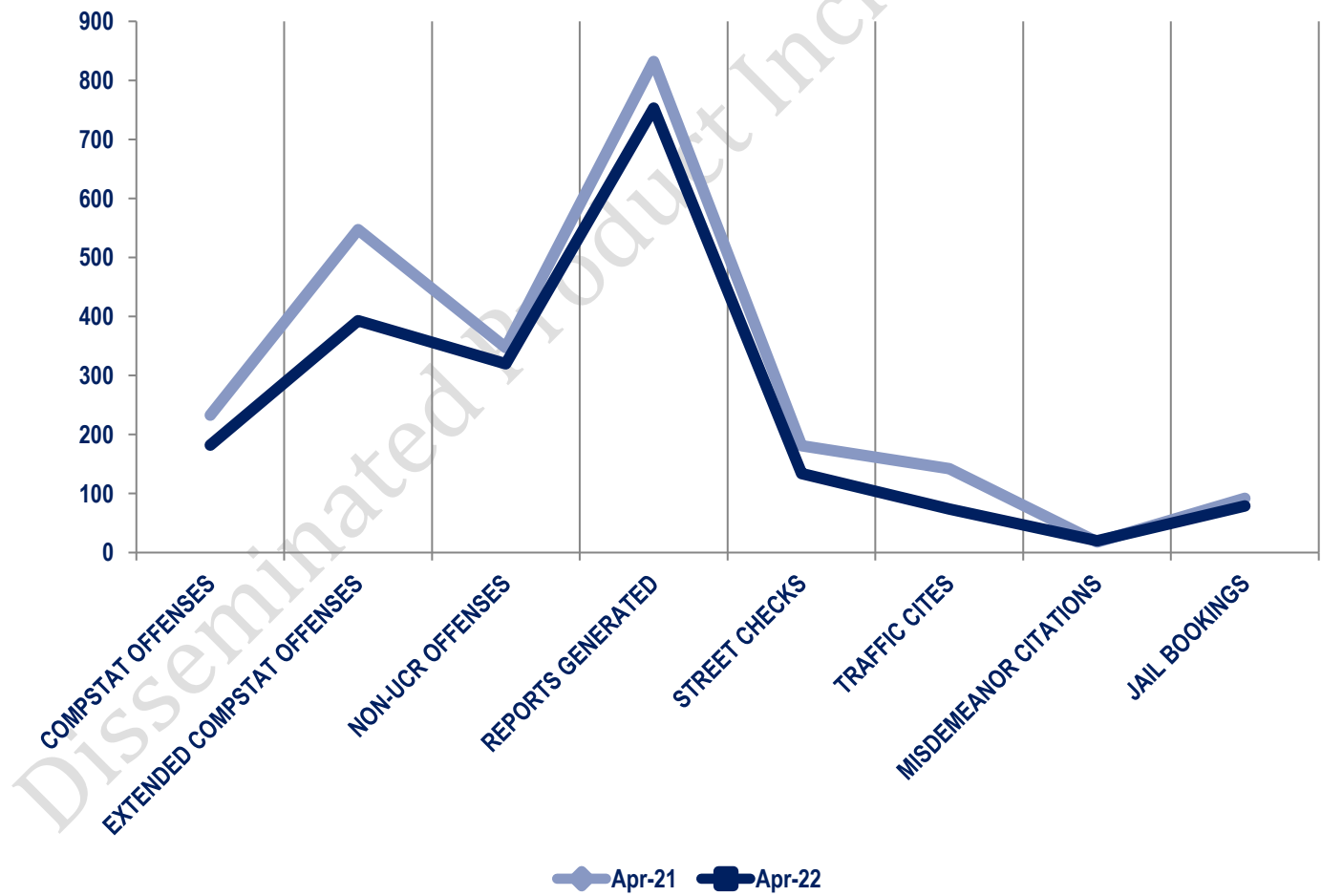


Other Event Totals



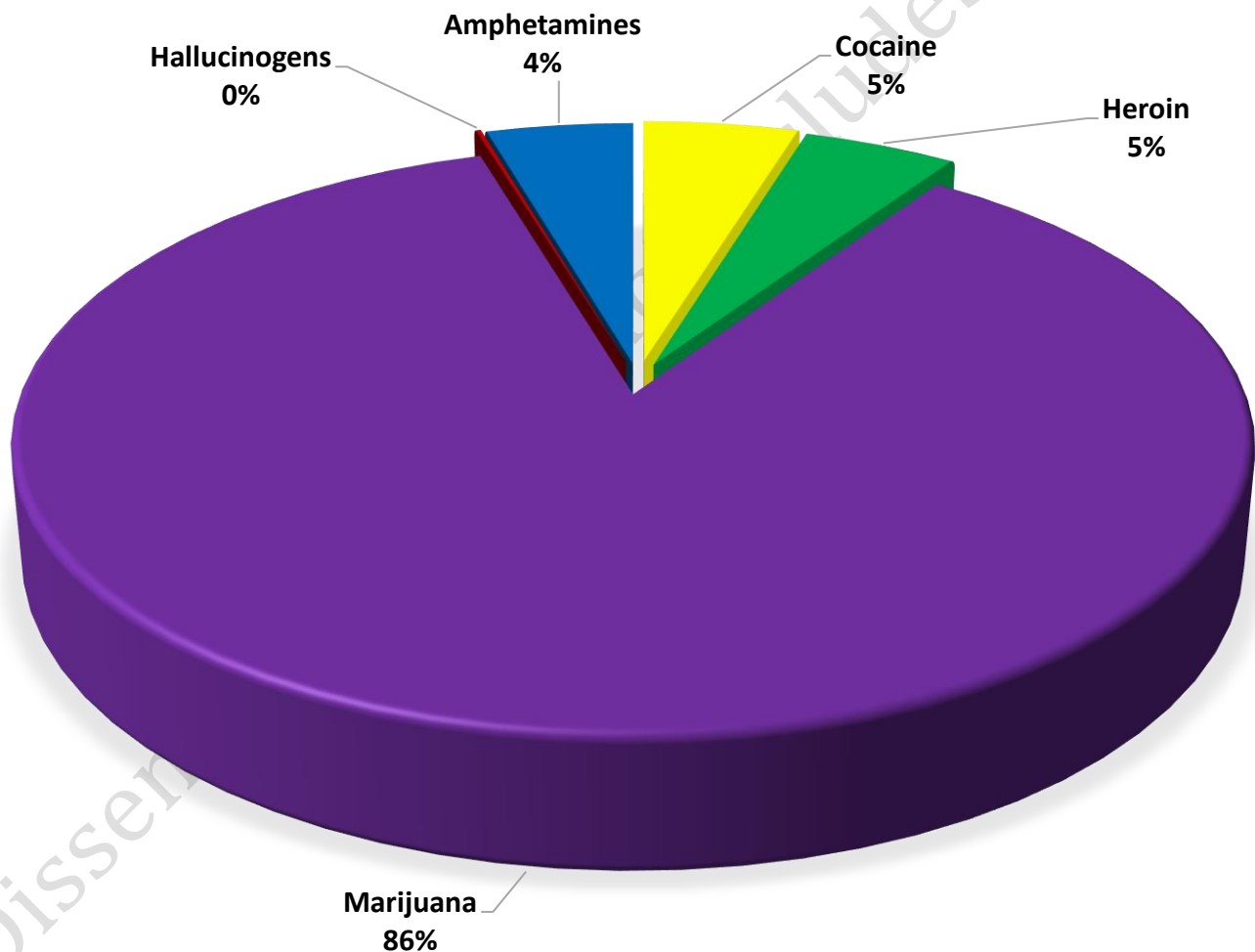
Combined Offense/Event Trends

	APR 2021	APR 2022
CompStat Offenses	233	182
Extended CompStat Offenses	547	393
Non-UCR Offenses	347	320
Reports Generated	832	753
Street Checks	181	134
Traffic Cites	142	74
Misdemeanor Citations	18	20
Jail Bookings	92	79

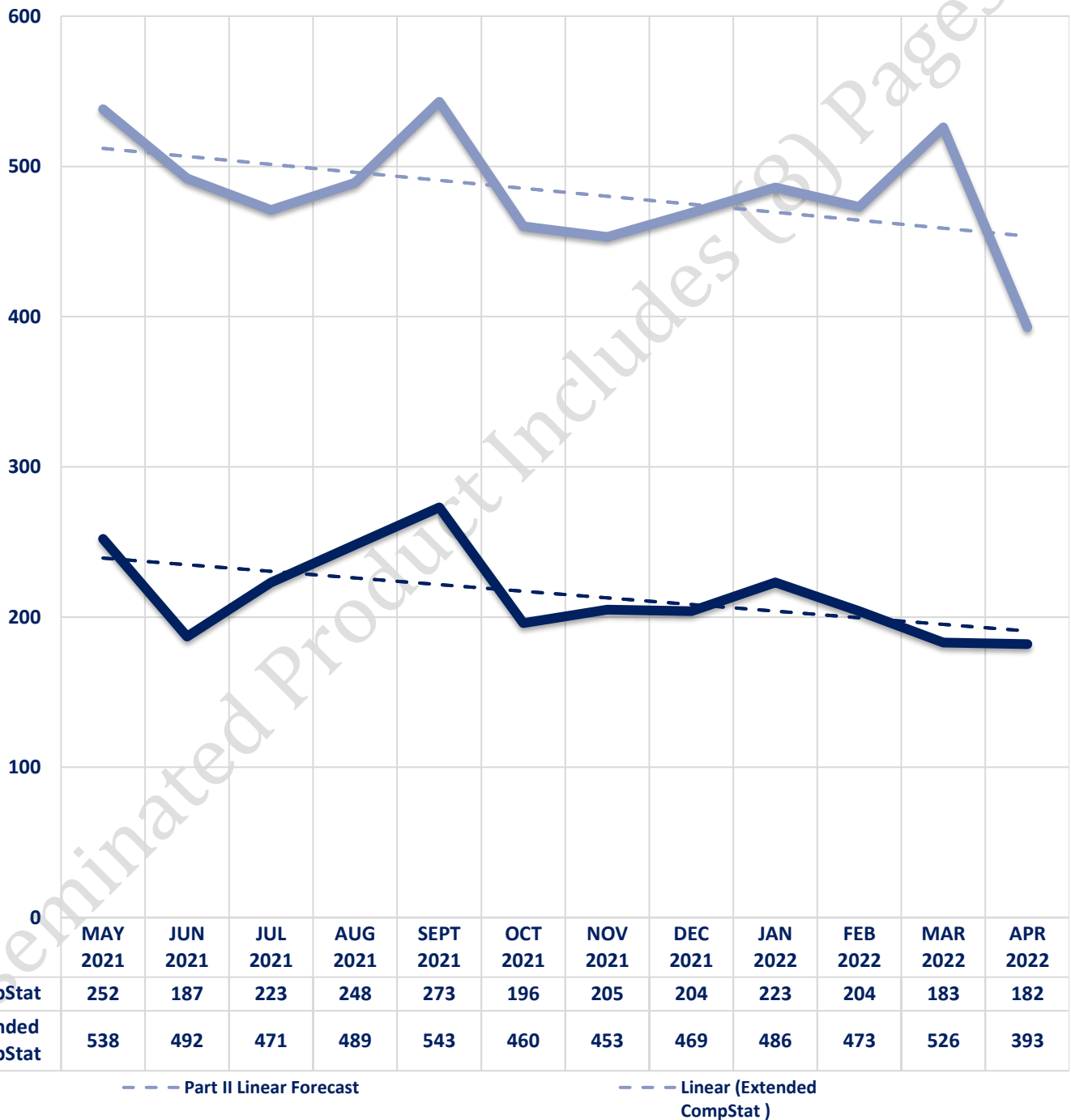


Seized Drugs

TYPE	DOSES	STREET VALUE
Cocaine	97.0	\$ 679.00
Heroin	95.8	\$ 713.90
Marijuana	1746.4	\$ 5,797.91
Hallucinogens	3.0	\$ 6.00
Amphetamines	91.7	\$ 642.10
TOTAL	2033.9	\$ 7,838.90



CompStat & Extended CompStat Offenses - One Year





CITY COUNCIL DISTRICT #2

MONTHLY OFFENSE SUMMARY

May 2022

These figures represent preliminary counts of original Police Incident Reports and include all offenses within the above listed City Council District only. Full statistical analysis to determine the confidence level of this data has not been performed. The results contained herein are approximate in relation to the listed area and may not fully coincide with data shown in other areas of SLCPD's Crime Statistics page such as Calls for Service, Crimes Trending, and Crime Reports due to and reflective of departmental procedures that were in place at the time the event occurred and the date this data was compiled. Results displayed are not distinguished as attempted or completed crimes, do not include other calls for police service, and only represent police service where a report was made. Police Incident Reports are classified by primary offense categories as defined by the Uniform Crime Reporting (UCR) system, however for this report all offenses are included, and each incident may have more than one offense listed on it. In cases where there is more than one offense listed, all offenses are counted individually. Although every reasonable verification effort is made, the accuracy of any data is subject to the constraints of the report generation process as well as the manner, format, and point in time of any query.

COMPSTAT OFFENSES: (Part I)

Chosen by the FBI as Part I Offenses because they are serious crimes that occur with regularity in all areas of the country and are likely to be reported to Police.

EXTENDED COMPSTAT OFFENSES: (Part II)

All other crimes other than the eight CompStat Offenses. The Uniform Crime Reporting Program gathers only arrest data for these offenses, however, SLCPD results displayed in this document display all of these, regardless of the presence of arrest data.

ALL OTHER OFFENSES:

Under the Extended CompStat Offense section, 'All Other Offenses' include Peeping Tom, Trespass, Kidnap/Abduction, Pornography, Extortion/Blackmail, Bribery, Warrants, Sexual Offenses, Obstruction, Public Peace, and Hit & Run.

NON-UCR OFFENSES:

Non-UCR Offenses include reports for all other offenses not classified as a CompStat or Extended CompStat Offense. Results displayed separate some of these offenses such as Ambulance Calls, Deaths, Missing Persons, Suicides, Suspicious Activity, and Traffic Accidents.

ALL OTHER NON-UCR:

Under the Non-UCR category, 'All Other' include the remainder of offenses not classified as CompStat or CompStat Extended and not separated from the Non-UCR Offenses. These include things such as Loud Parties, Barking Dogs, Mentally Ill Subjects, Citizen Assistance, etc.

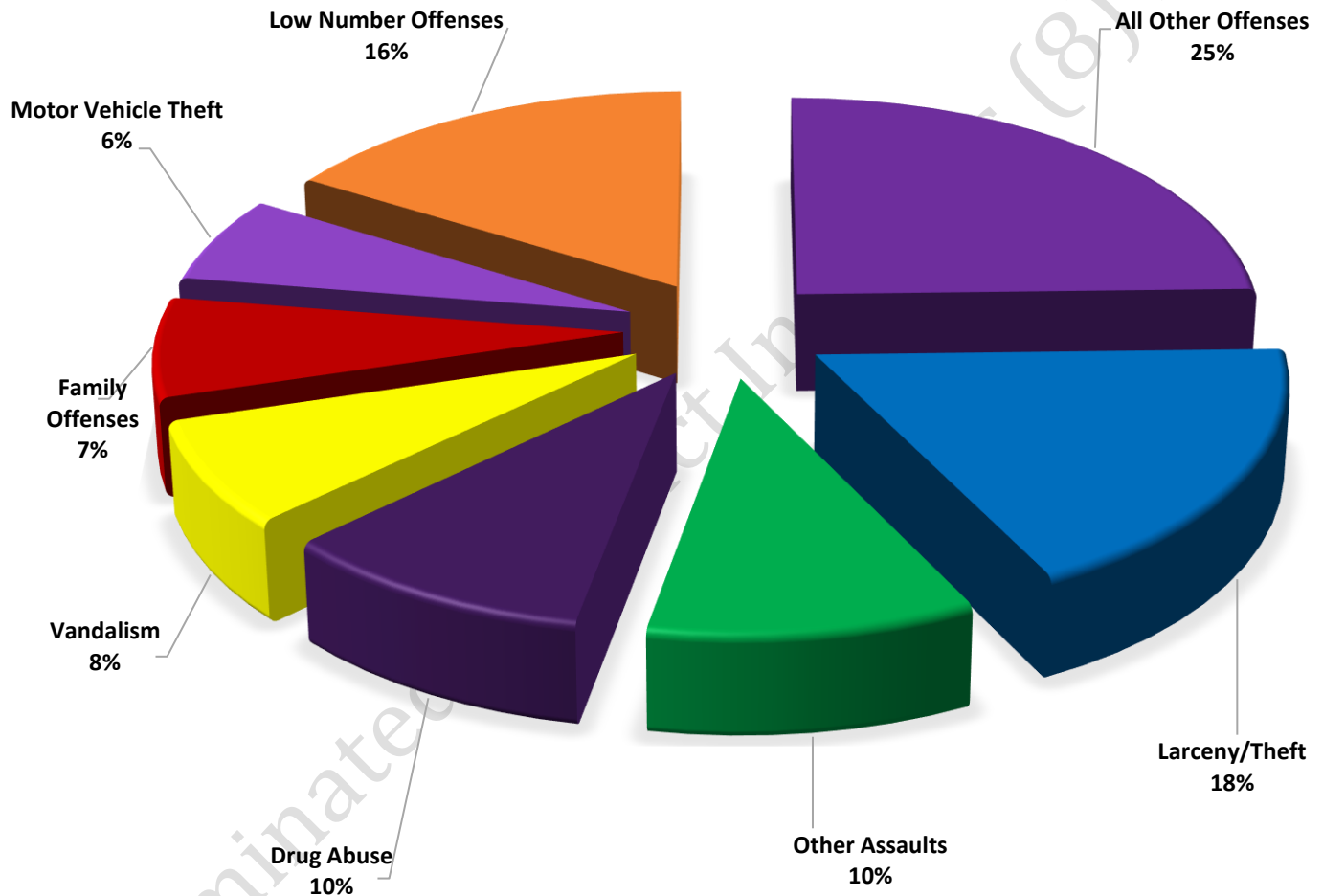
LOW NUMBER OFFENSES:

On page two, in the interest of space and allowing for easier viewing, the category titled 'Low Number Offenses' include CompStat and Extended CompStat Offenses from page one that have totals under the amount of 19.

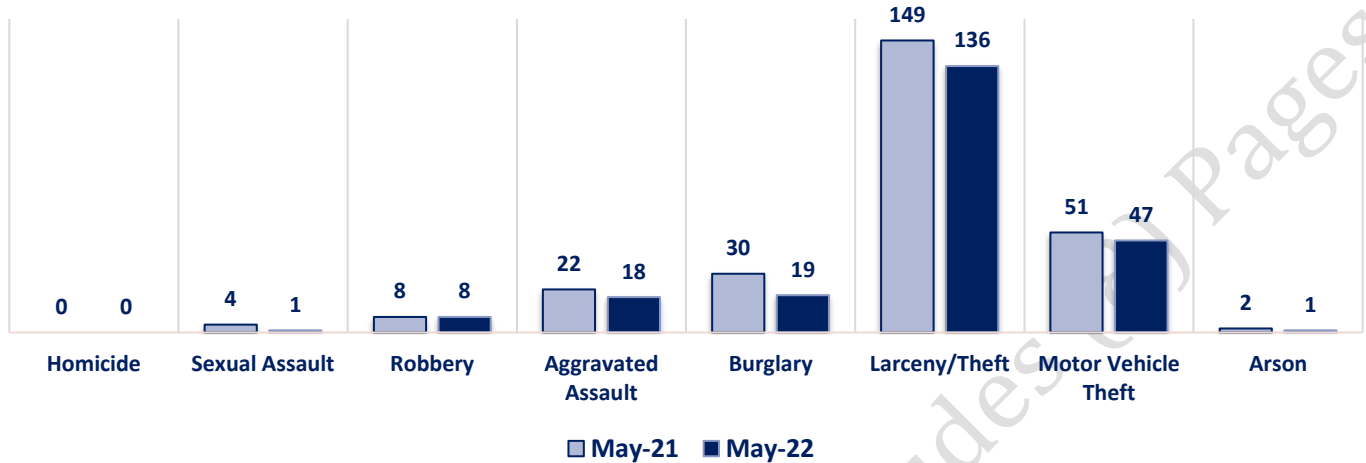
Offenses

COMPSTAT OFFENSES	VIOLENT	Offense	May-21	May-22	OFFENSE	May-21	May-22
		Homicide	0	0	Other Assaults	75	77
		Sexual Assault	4	1	Forgery/Counterfeiting	6	4
		Robbery	8	8	Fraud	21	18
	PROPERTY	Aggravated Assault	22	18	Embezzlement	0	0
		Burglary	30	19	Stolen Property	17	9
		Larceny/Theft	149	136	Vandalism	62	56
		Motor Vehicle Theft	51	47	Weapons	17	17
		Arson	2	1	Prostitution	0	0
	COMPSTAT TOTALS	266	230	Sex Offenses	5	7	
	NON-UCR OFFENSES	Ambulance Calls	9	30	Drug Abuse	72	75
Deaths		6	4	Gambling	0	0	
Missing Persons		8	11	Family Offenses	80	54	
Suicides		2	1	DUI	7	11	
Suspicious Activity		26	22	Liquor Laws	3	1	
Traffic Accidents		70	66	Drunkenness	6	3	
All Other		204	265	Disorderly Conduct	9	5	
NON-UCR TOTALS		325	399	All Other Offenses	199	185	
TOTALS	COMPSTAT OFFENSES	266	230	Curfew/Loitering	0	0	
	EXTENDED COMPSTAT OFFENSES	579	522	EXTENDED COMPSTAT TOTALS	579	522	
	NON-UCR OFFENSES	325	399				
TOTAL		1170	1151				

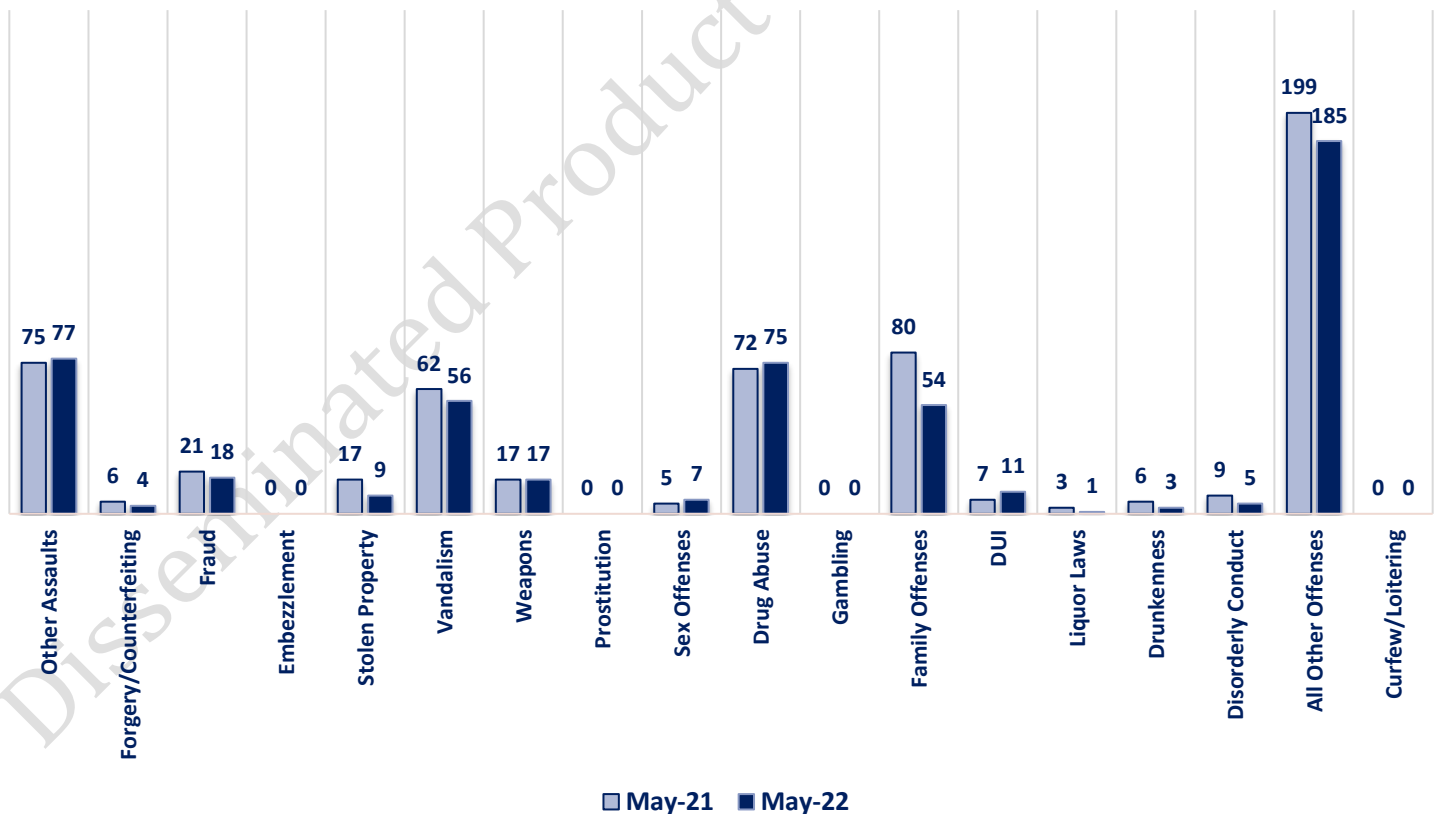
MAY 2022 - COMPSTAT AND EXTENDED COMPSTAT OFFENSE PERCENTAGES



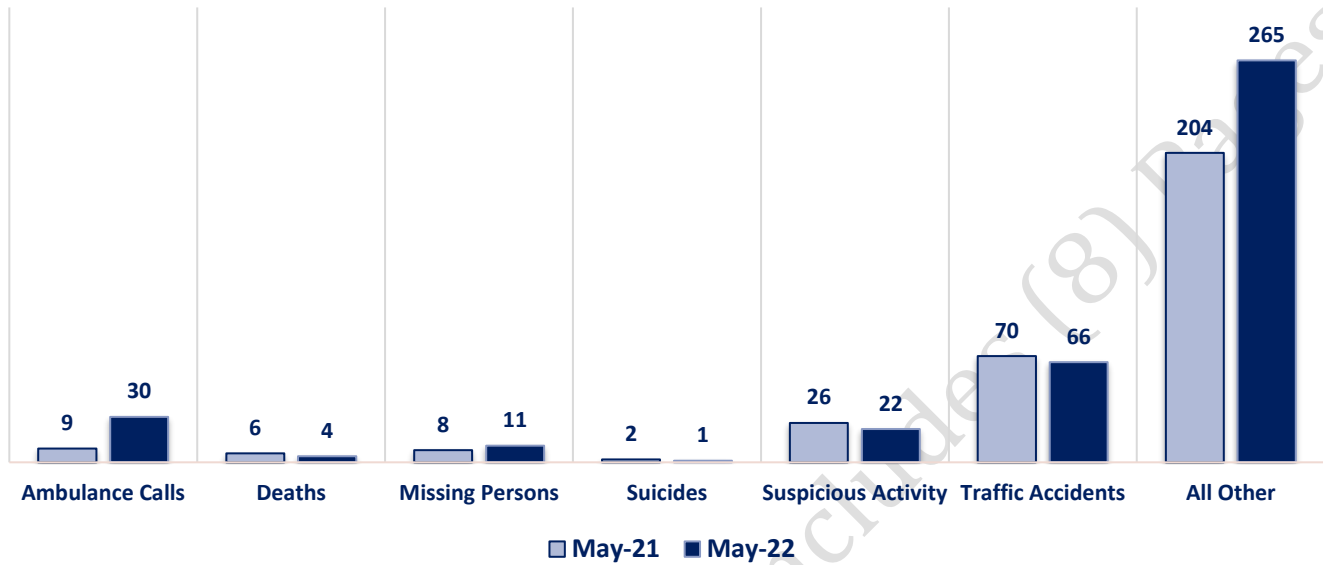
CompStat Offenses



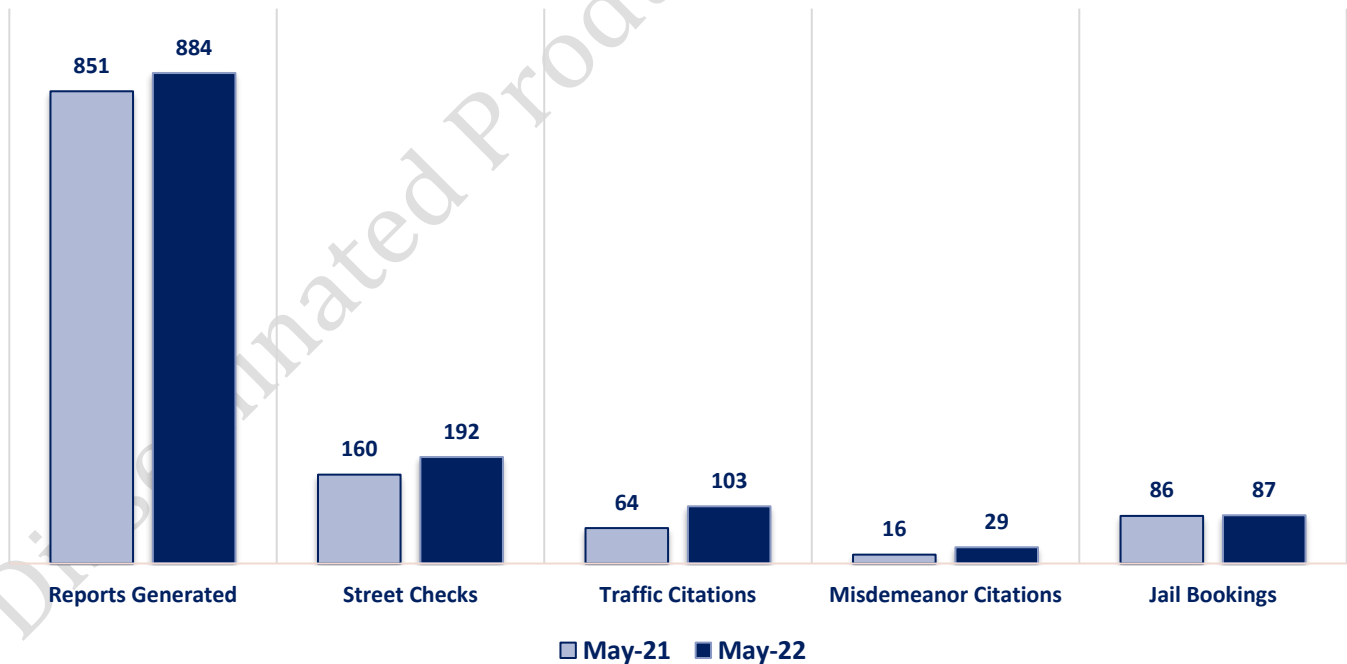
Extended CompStat Offenses



Non-UCR Offenses

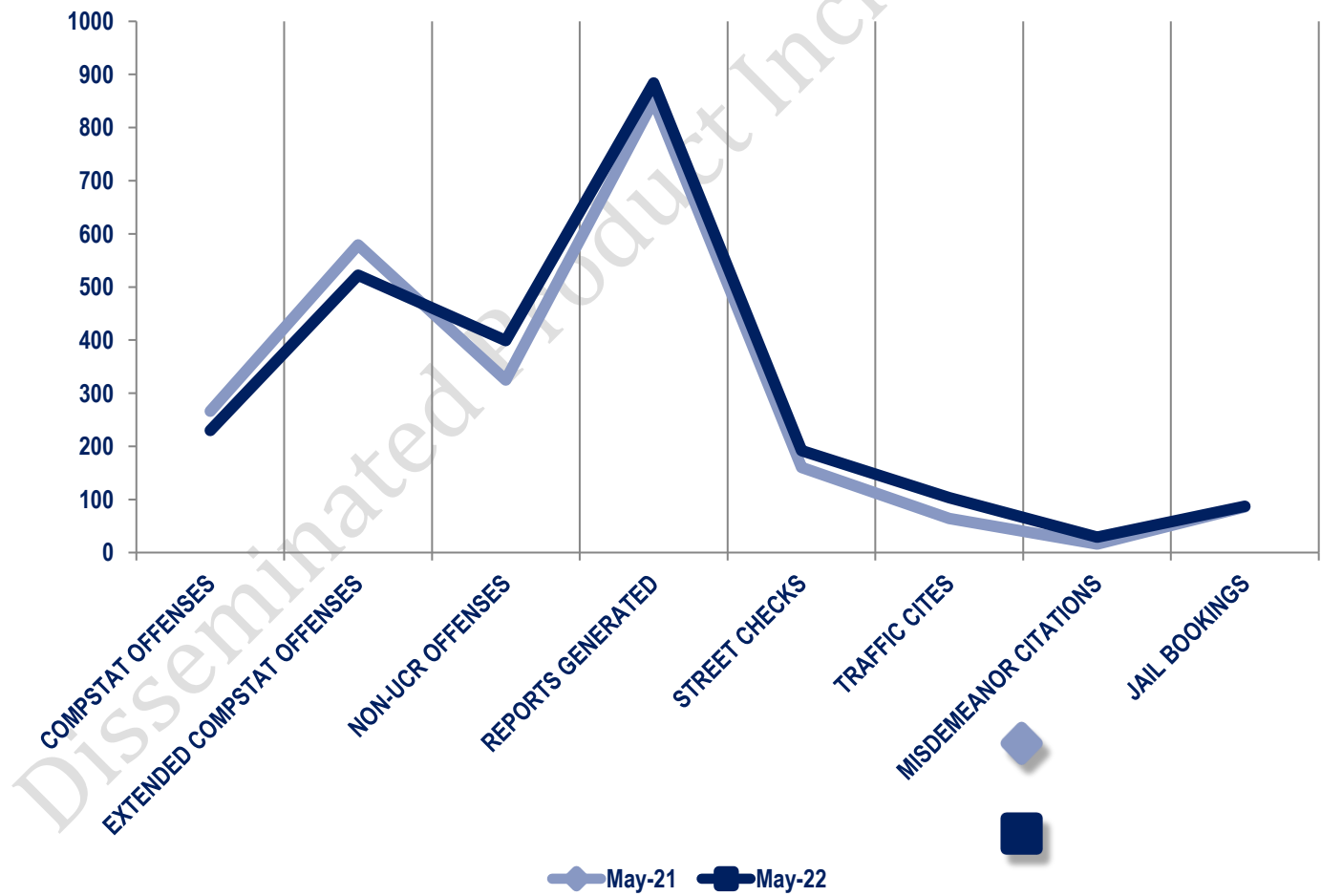


Other Event Totals



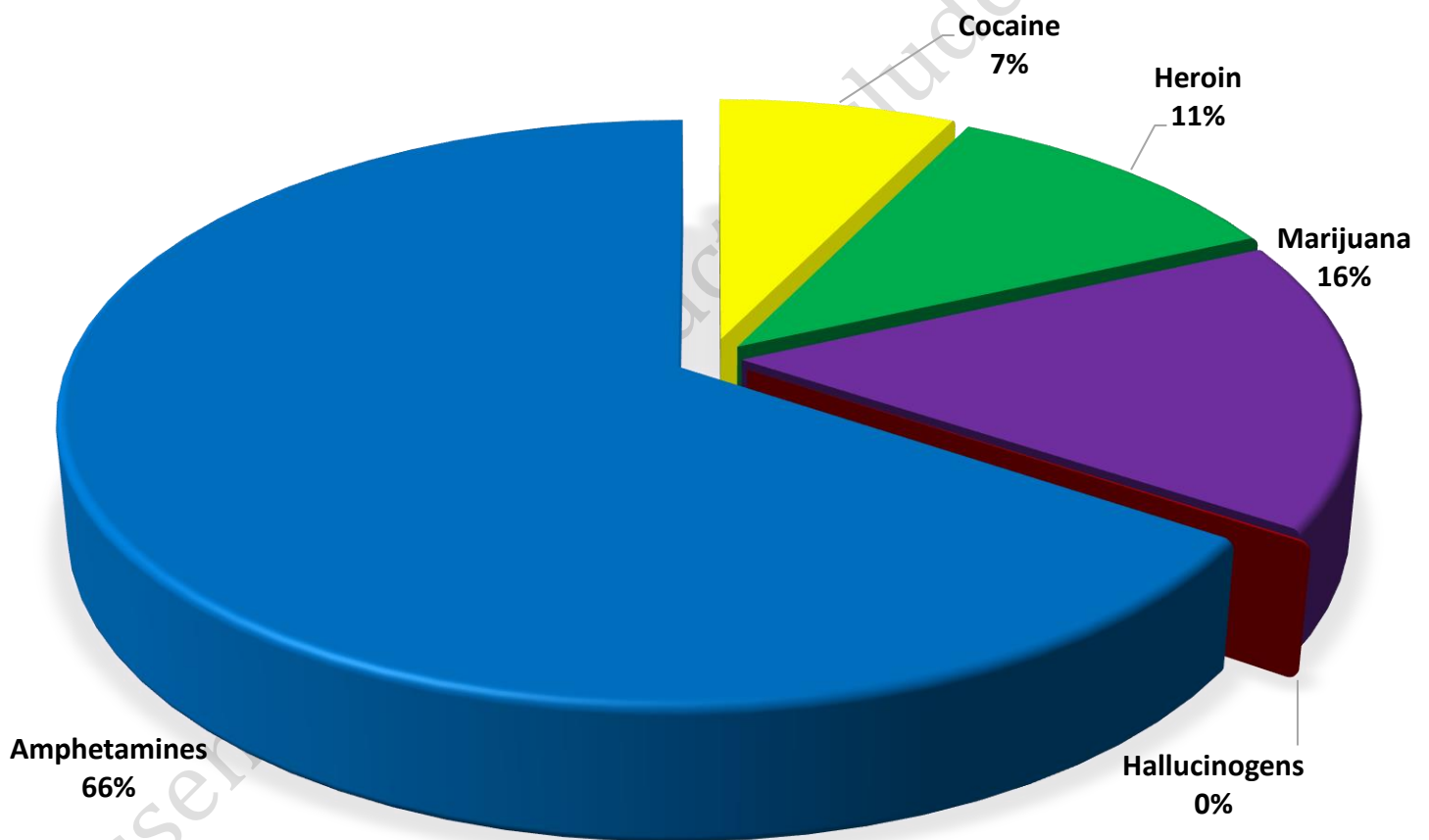
Combined Offense/Event Trends

	MAY 2021	MAY 2022
CompStat Offenses	266	230
Extended CompStat Offenses	579	522
Non-UCR Offenses	325	399
Reports Generated	851	884
Street Checks	160	192
Traffic Cites	64	103
Misdemeanor Citations	16	29
Jail Bookings	86	87

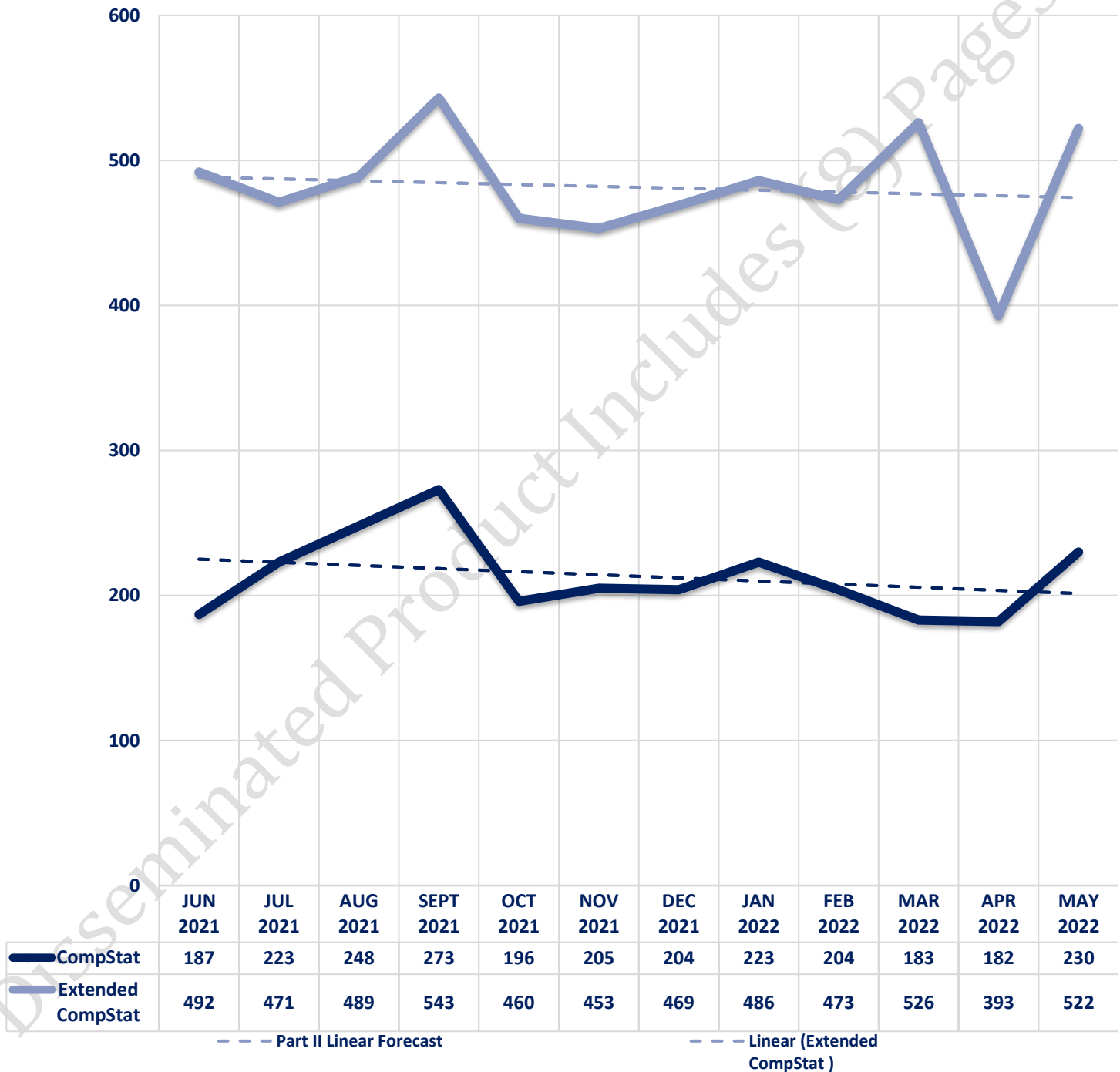


Seized Drugs

TYPE	DOSES	STREET VALUE
Cocaine	230.0	\$ 1,610.00
Heroin	346.6	\$ 2,582.21
Marijuana	509.9	\$ 1,692.82
Hallucinogens	2.1	\$ 4.23
Amphetamines	2079.7	\$ 14,558.24
TOTAL	3168.4	\$ 20,447.49



CompStat & Extended CompStat Offenses - One Year





CITY COUNCIL DISTRICT #2

MONTHLY OFFENSE SUMMARY

June 2022

These figures represent preliminary counts of original Police Incident Reports and include all offenses within the above listed City Council District only. Full statistical analysis to determine the confidence level of this data has not been performed. The results contained herein are approximate in relation to the listed area and may not fully coincide with data shown in other areas of SLCPD's Crime Statistics page such as Calls for Service, Crimes Trending, and Crime Reports due to and reflective of departmental procedures that were in place at the time the event occurred and the date this data was compiled. Results displayed are not distinguished as attempted or completed crimes, do not include other calls for police service, and only represent police service where a report was made. Police Incident Reports are classified by primary offense categories as defined by the Uniform Crime Reporting (UCR) system, however for this report all offenses are included, and each incident may have more than one offense listed on it. In cases where there is more than one offense listed, all offenses are counted individually. Although every reasonable verification effort is made, the accuracy of any data is subject to the constraints of the report generation process as well as the manner, format, and point in time of any query.

COMPSTAT OFFENSES: (Part I)

Chosen by the FBI as Part I Offenses because they are serious crimes that occur with regularity in all areas of the country and are likely to be reported to Police.

EXTENDED COMPSTAT OFFENSES: (Part II)

All other crimes other than the eight CompStat Offenses. The Uniform Crime Reporting Program gathers only arrest data for these offenses, however, SLCPD results displayed in this document display all of these, regardless of the presence of arrest data.

ALL OTHER OFFENSES:

Under the Extended CompStat Offense section, 'All Other Offenses' include Peeping Tom, Trespass, Kidnap/Abduction, Pornography, Extortion/Blackmail, Bribery, Warrants, Sexual Offenses, Obstruction, Public Peace, and Hit & Run.

NON-UCR OFFENSES:

Non-UCR Offenses include reports for all other offenses not classified as a CompStat or Extended CompStat Offense. Results displayed separate some of these offenses such as Ambulance Calls, Deaths, Missing Persons, Suicides, Suspicious Activity, and Traffic Accidents.

ALL OTHER NON-UCR:

Under the Non-UCR category, 'All Other' include the remainder of offenses not classified as CompStat or CompStat Extended and not separated from the Non-UCR Offenses. These include things such as Loud Parties, Barking Dogs, Mentally Ill Subjects, Citizen Assistance, etc.

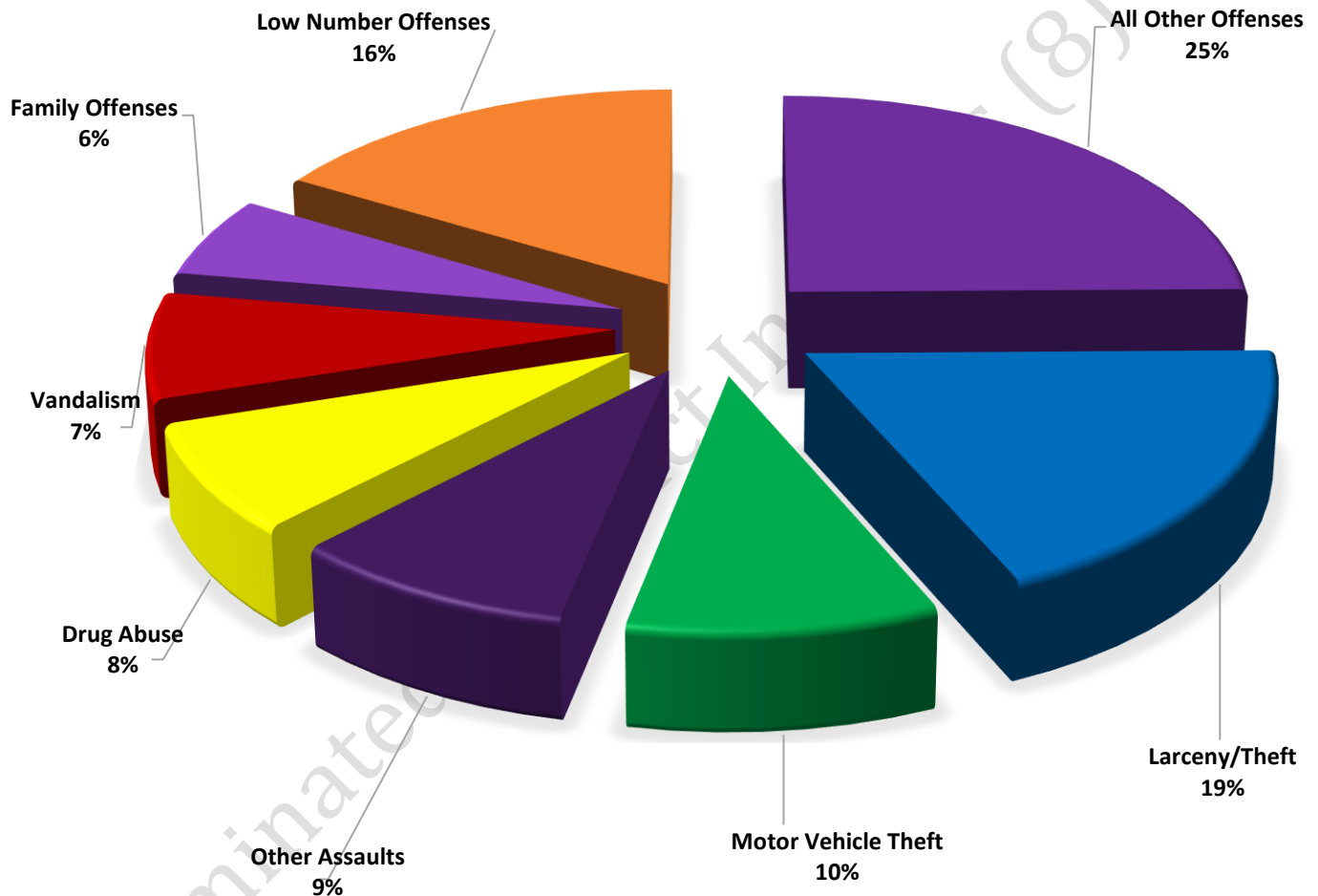
LOW NUMBER OFFENSES:

On page two, in the interest of space and allowing for easier viewing, the category titled 'Low Number Offenses' include CompStat and Extended CompStat Offenses from page one that have totals under the amount of 21.

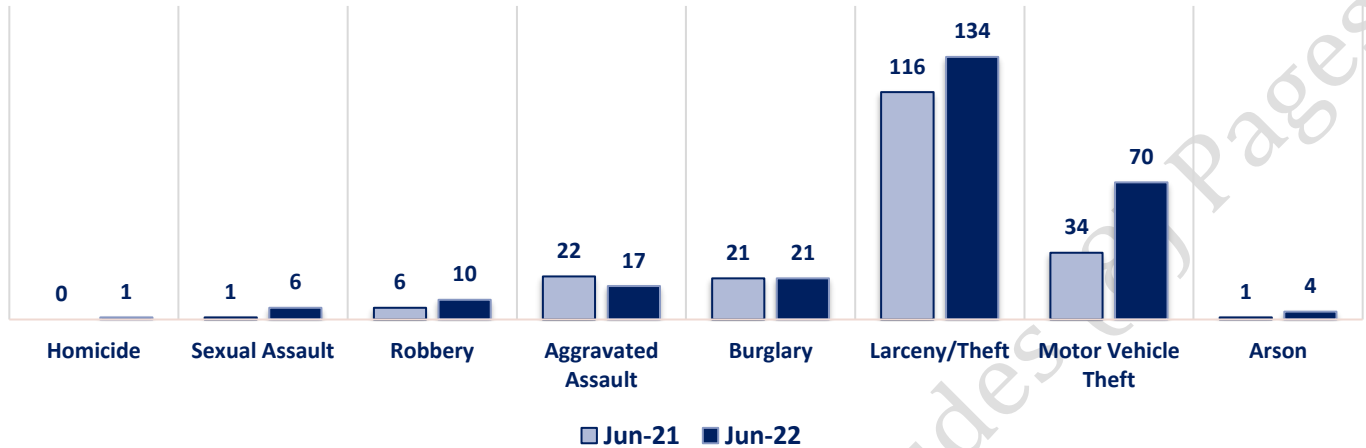
Offenses

COMPSTAT OFFENSES	VIOLENT	Offense	Jun-21	Jun-22	EXTENDED COMPSTAT OFFENSES
		Homicide	0	1	
		Sexual Assault	1	6	
		Robbery	6	10	
		Aggravated Assault	22	17	
		Burglary	21	21	
		Larceny/Theft	116	134	
		Motor Vehicle Theft	34	70	
		Arson	1	4	
NON-UCR OFFENSES	PROPERTY	COMPSTAT TOTALS	201	263	EXTENDED COMPSTAT OFFENSES
		Ambulance Calls	28	15	
		Deaths	3	5	
		Missing Persons	5	2	
		Suicides	0	0	
		Suspicious Activity	17	26	
		Traffic Accidents	82	71	
		All Other	217	232	
		NON-UCR TOTALS	352	351	
TOTALS		COMPSTAT OFFENSES	201	263	
		EXTENDED COMPSTAT OFFENSES	528	455	
		NON-UCR OFFENSES	352	351	
		TOTAL	1081	1069	

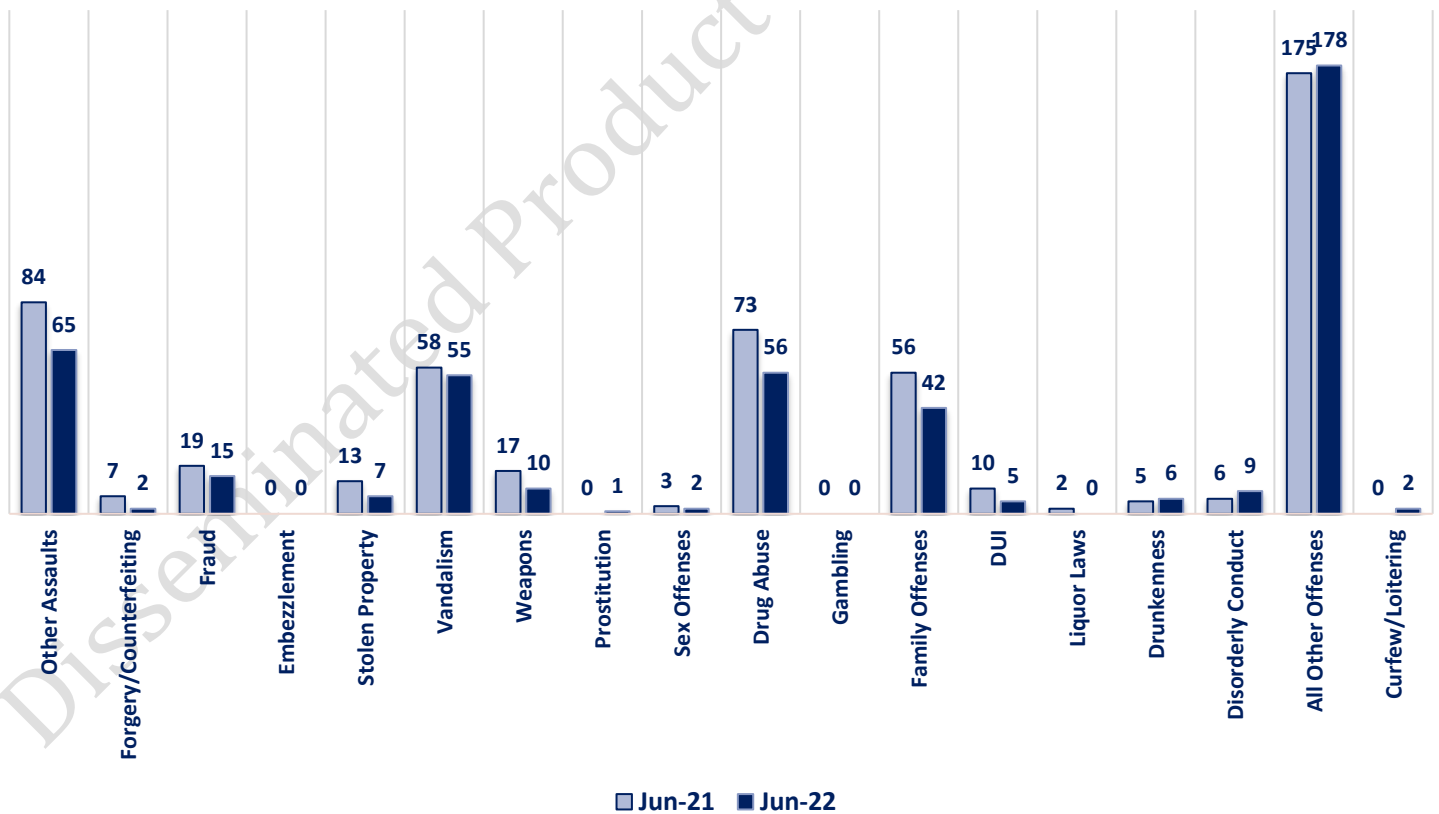
JUNE 2022 - COMPSTAT AND EXTENDED COMPSTAT OFFENSE PERCENTAGES



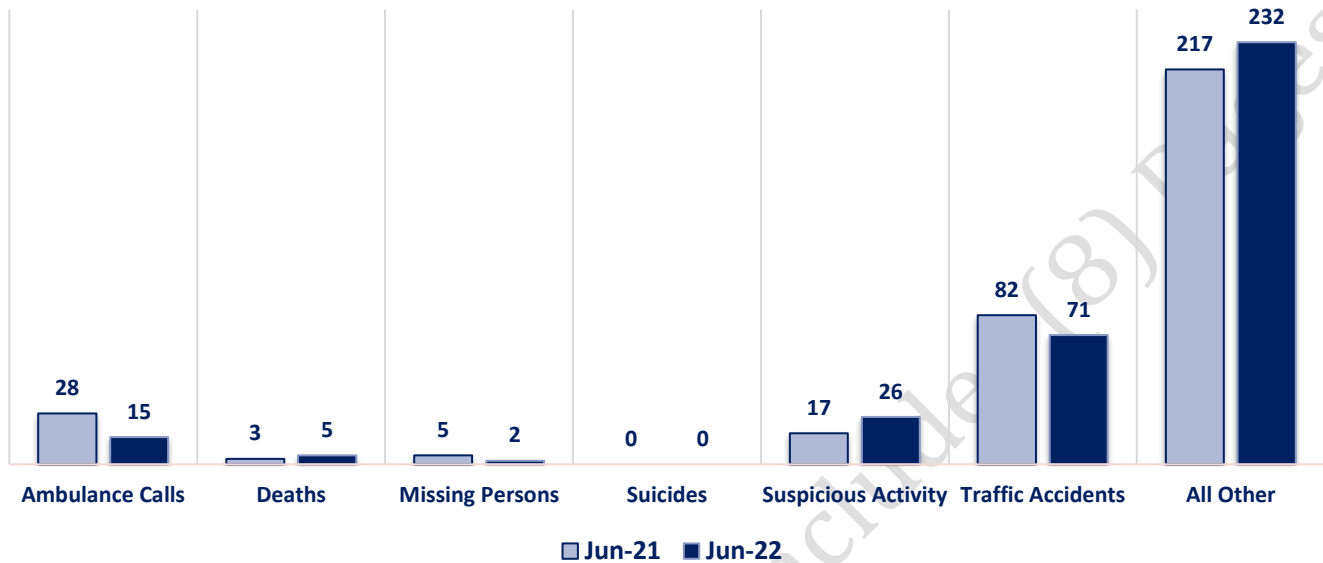
CompStat Offenses



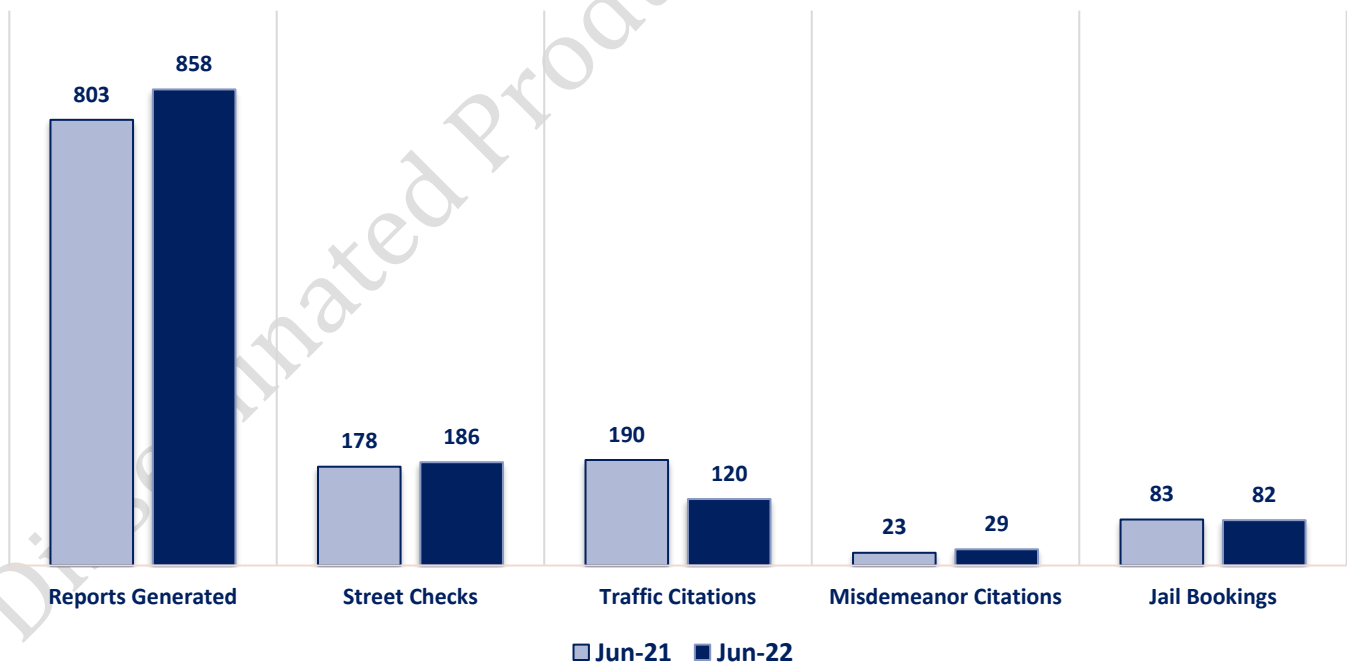
Extended CompStat Offenses



Non-UCR Offenses

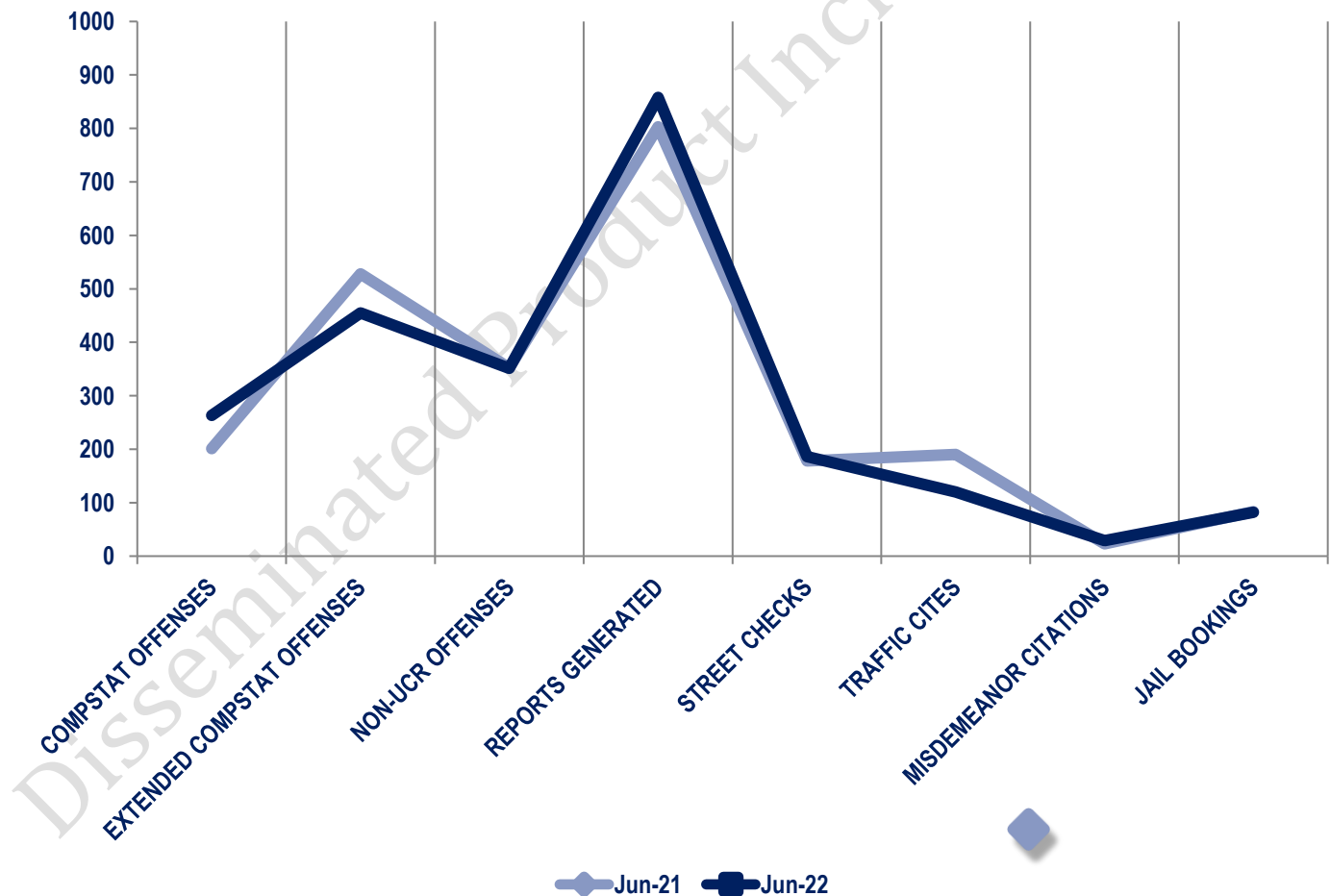


Other Event Totals



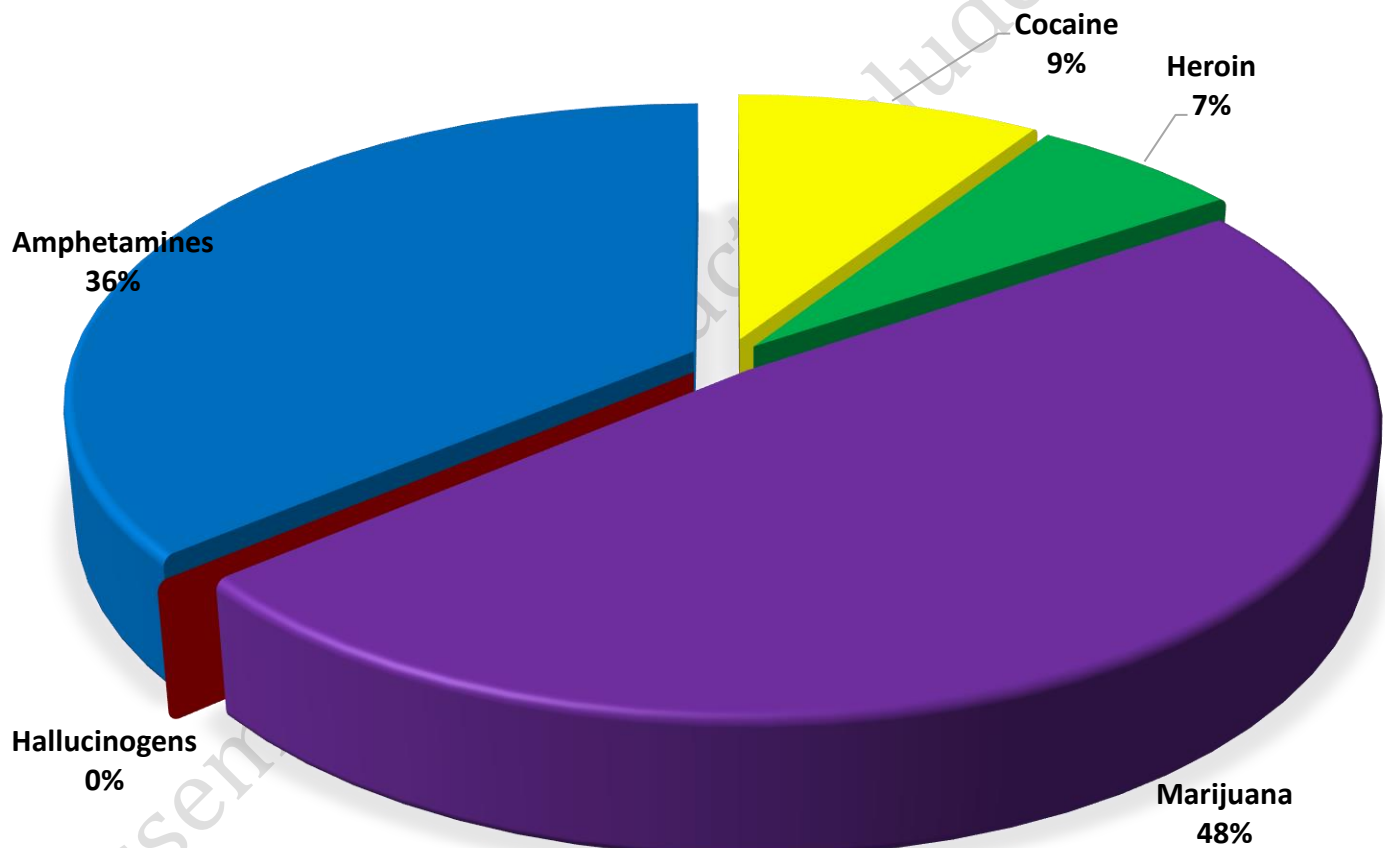
Combined Offense/Event Trends

	JUNE 2021	JUNE 2022
CompStat Offenses	201	263
Extended CompStat Offenses	528	455
Non-UCR Offenses	352	351
Reports Generated	803	858
Street Checks	178	186
Traffic Cites	190	120
Misdemeanor Citations	23	29
Jail Bookings	83	82

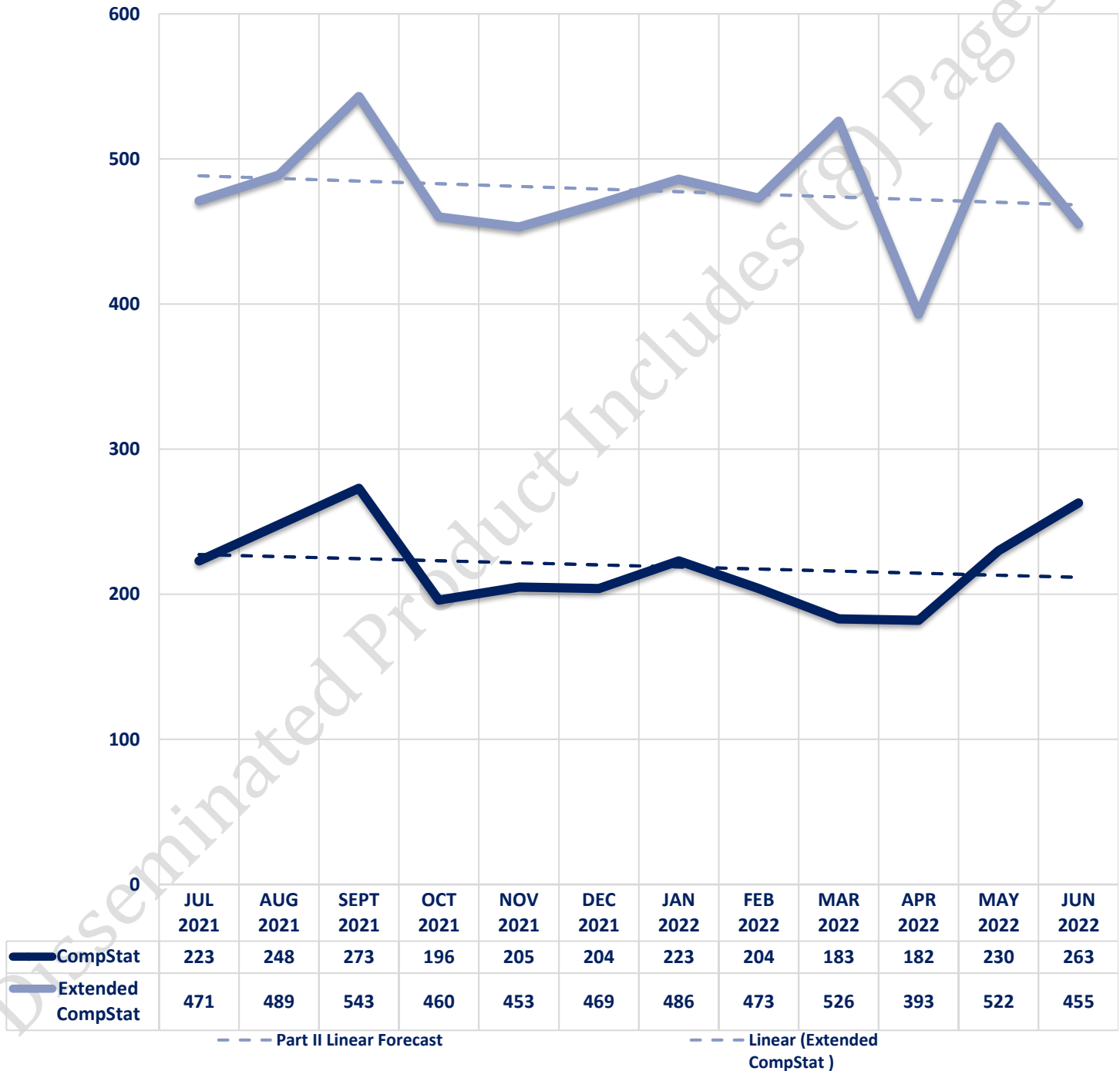


Seized Drugs

TYPE	DOSES	STREET VALUE	
Cocaine	2019.0	\$	14,133.00
Heroin	1407.0	\$	10,482.15
Marijuana	10679.6	\$	35,456.14
Hallucinogens	0.0	\$	-
Amphetamines	7983.2	\$	55,882.40
TOTAL	22088.8	\$	115,953.69



CompStat & Extended CompStat Offenses - One Year





CITY COUNCIL DISTRICT #2

MONTHLY OFFENSE SUMMARY

July 2022

These figures represent preliminary counts of original Police Incident Reports and include all offenses within the above listed City Council District only. Full statistical analysis to determine the confidence level of this data has not been performed. The results contained herein are approximate in relation to the listed area and may not fully coincide with data shown in other areas of SLCPD's Crime Statistics page such as Calls for Service, Crimes Trending, and Crime Reports due to and reflective of departmental procedures that were in place at the time the event occurred and the date this data was compiled. Results displayed are not distinguished as attempted or completed crimes, do not include other calls for police service, and only represent police service where a report was made. Police Incident Reports are classified by primary offense categories as defined by the Uniform Crime Reporting (UCR) system, however for this report all offenses are included, and each incident may have more than one offense listed on it. In cases where there is more than one offense listed, all offenses are counted individually. Although every reasonable verification effort is made, the accuracy of any data is subject to the constraints of the report generation process as well as the manner, format, and point in time of any query.

COMPSTAT OFFENSES: (Part I)

Chosen by the FBI as Part I Offenses because they are serious crimes that occur with regularity in all areas of the country and are likely to be reported to Police.

EXTENDED COMPSTAT OFFENSES: (Part II)

All other crimes other than the eight CompStat Offenses. The Uniform Crime Reporting Program gathers only arrest data for these offenses, however, SLCPD results displayed in this document display all of these, regardless of the presence of arrest data.

ALL OTHER OFFENSES:

Under the Extended CompStat Offense section, 'All Other Offenses' include Peeping Tom, Trespass, Kidnap/Abduction, Pornography, Extortion/Blackmail, Bribery, Warrants, Sexual Offenses, Obstruction, Public Peace, and Hit & Run.

NON-UCR OFFENSES:

Non-UCR Offenses include reports for all other offenses not classified as a CompStat or Extended CompStat Offense. Results displayed separate some of these offenses such as Ambulance Calls, Deaths, Missing Persons, Suicides, Suspicious Activity, and Traffic Accidents.

ALL OTHER NON-UCR:

Under the Non-UCR category, 'All Other' include the remainder of offenses not classified as CompStat or CompStat Extended and not separated from the Non-UCR Offenses. These include things such as Loud Parties, Barking Dogs, Mentally Ill Subjects, Citizen Assistance, etc.

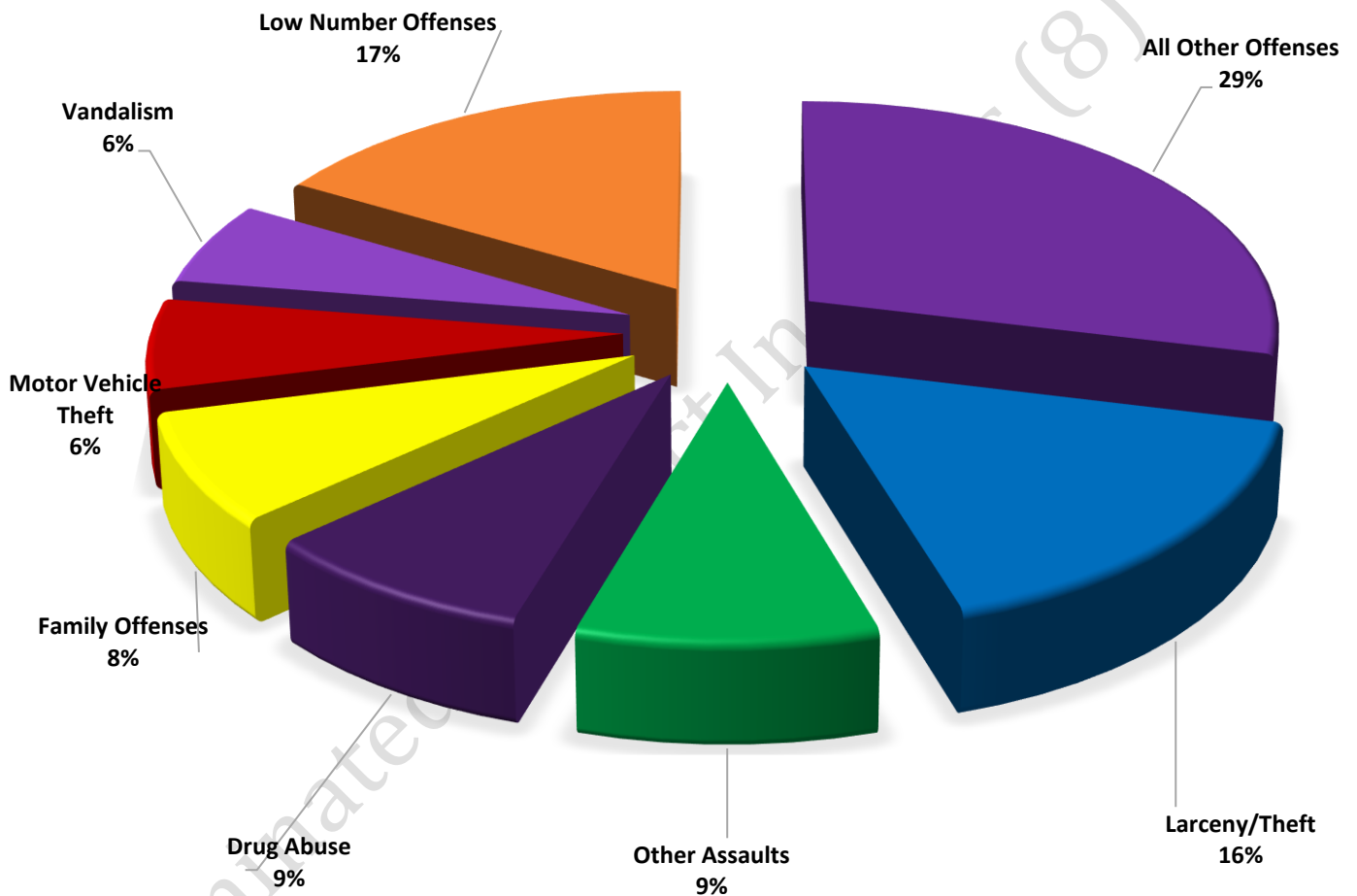
LOW NUMBER OFFENSES:

On page two, in the interest of space and allowing for easier viewing, the category titled 'Low Number Offenses' include CompStat and Extended CompStat Offenses from page one that have totals under the amount of 21.

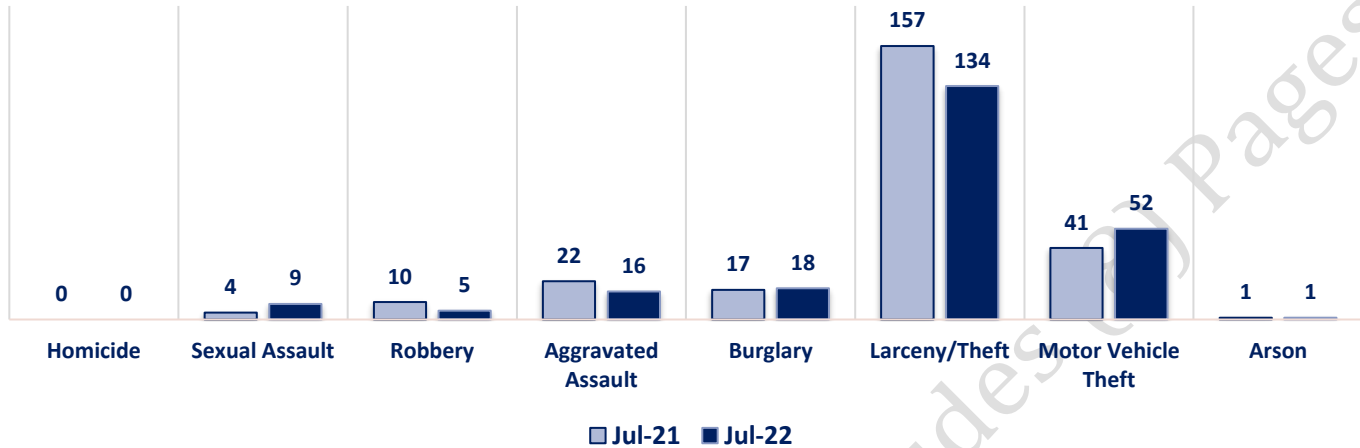
Offenses

COMPSTAT OFFENSES	VIOLENT	Offense	Jul-21	Jul-22	EXTENDED COMPSTAT OFFENSES
		Homicide	0	0	
		Sexual Assault	4	9	
		Robbery	10	5	
		Aggravated Assault	22	16	
		Burglary	17	18	
		Larceny/Theft	157	134	
		Motor Vehicle Theft	41	52	
		Arson	1	1	
NON-UCR OFFENSES	PROPERTY	COMPSTAT TOTALS	252	235	EXTENDED COMPSTAT OFFENSES
		Ambulance Calls	19	27	
		Deaths	5	7	
		Missing Persons	7	2	
		Suicides	0	1	
		Suspicious Activity	21	36	
		Traffic Accidents	92	65	
		All Other	223	305	
		NON-UCR TOTALS	367	443	
TOTALS		COMPSTAT OFFENSES	252	235	
		EXTENDED COMPSTAT OFFENSES	500	574	
		NON-UCR OFFENSES	367	443	
		TOTAL	1119	1252	

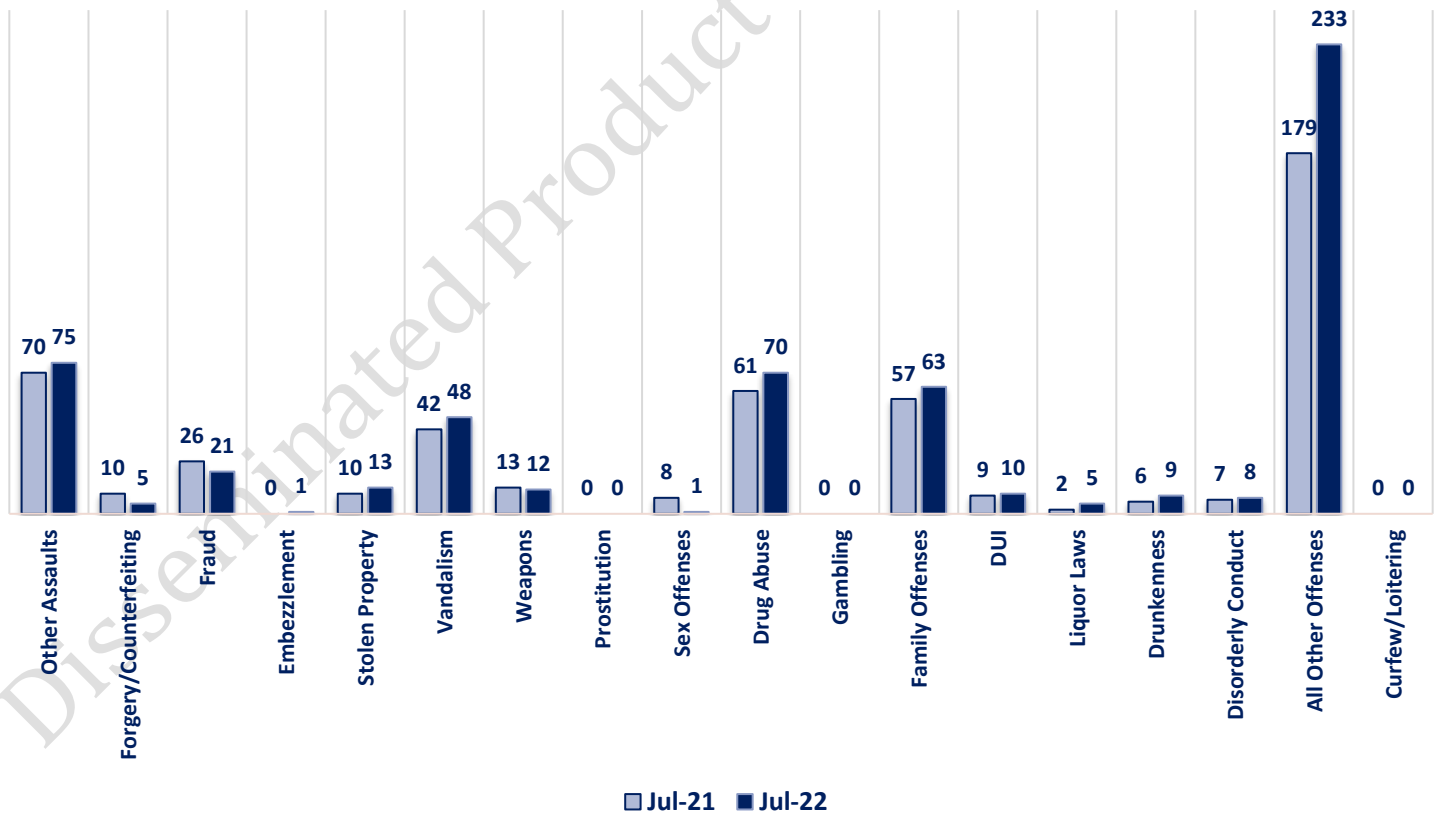
**JULY 2022 - COMPSTAT AND EXTENDED COMPSTAT OFFENSE
PERCENTAGES**



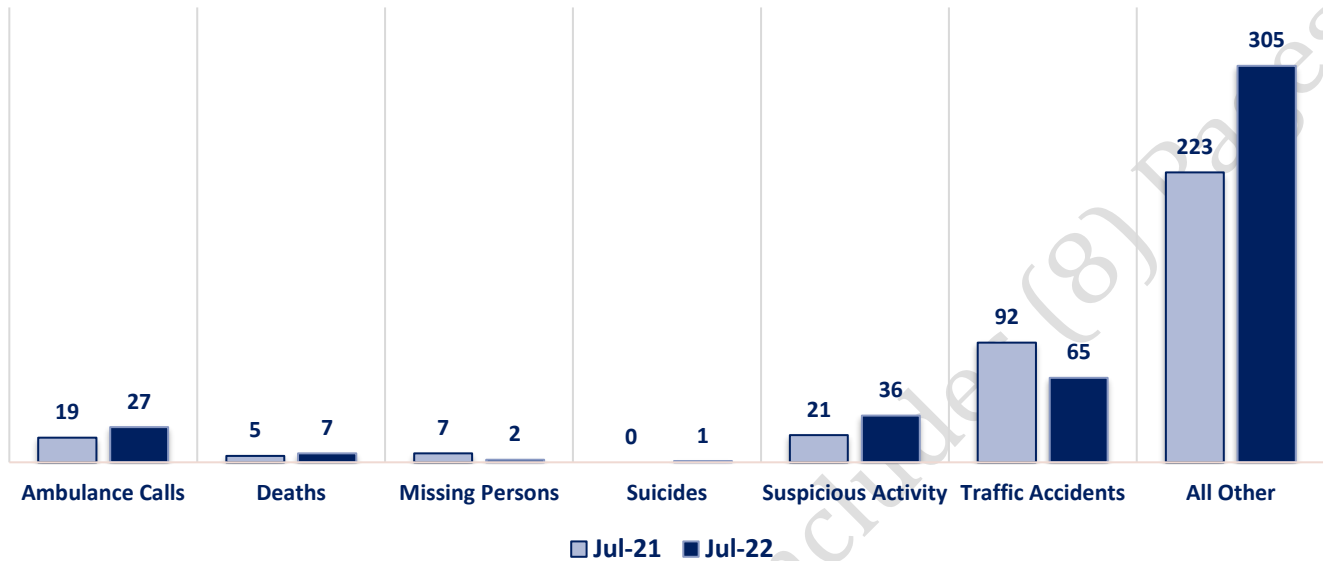
CompStat Offenses



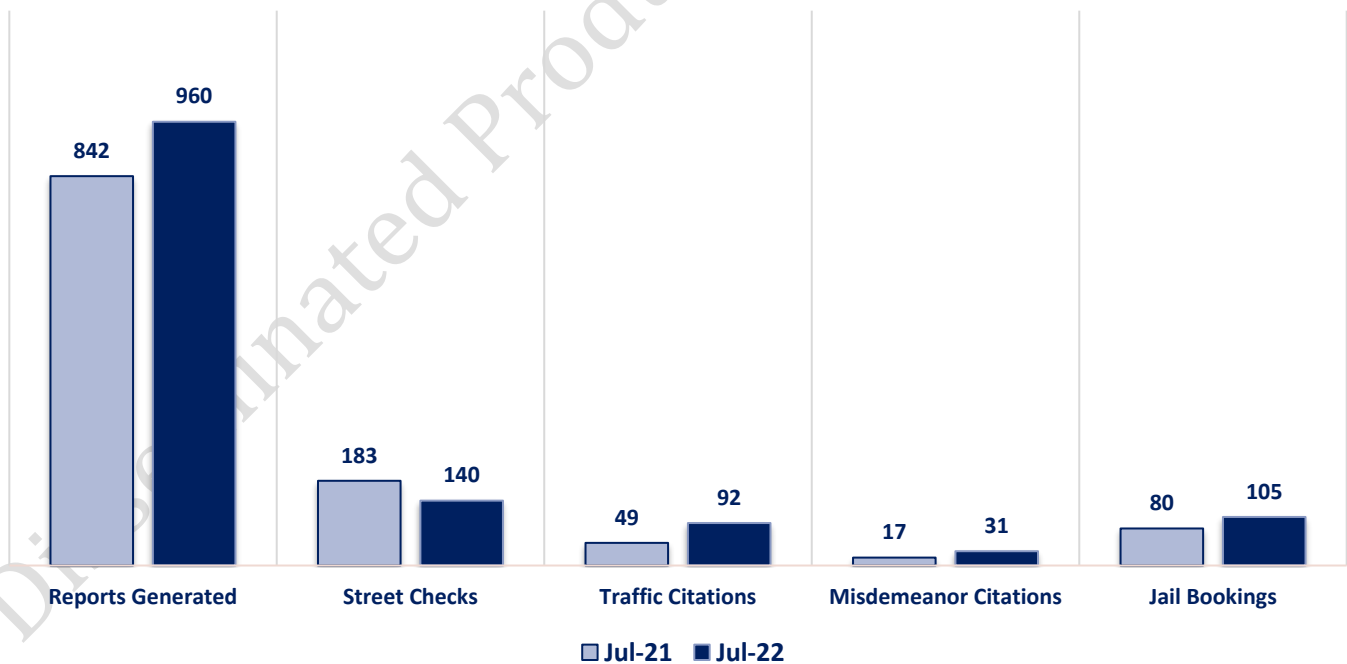
Extended CompStat Offenses



Non-UCR Offenses

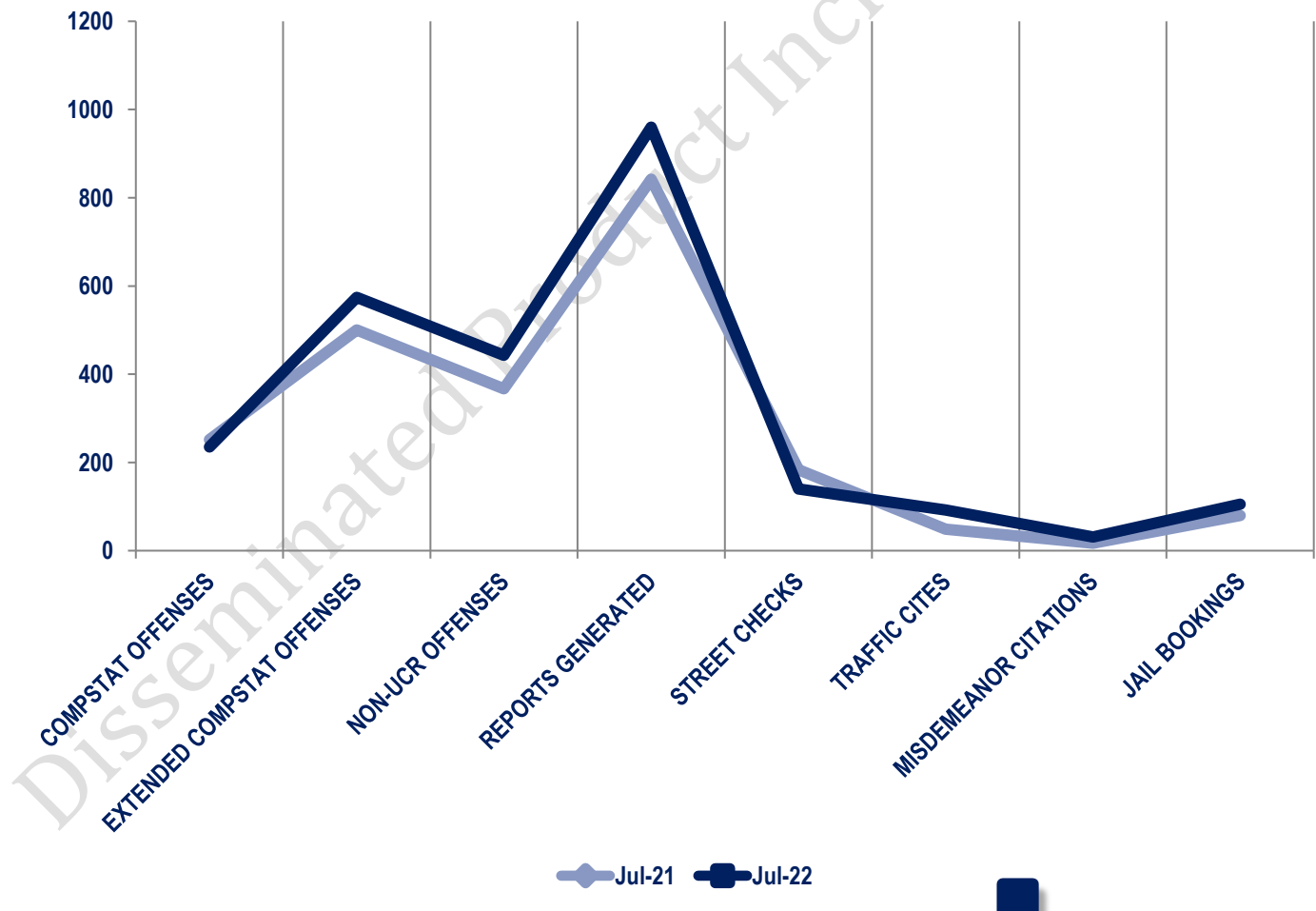


Other Event Totals



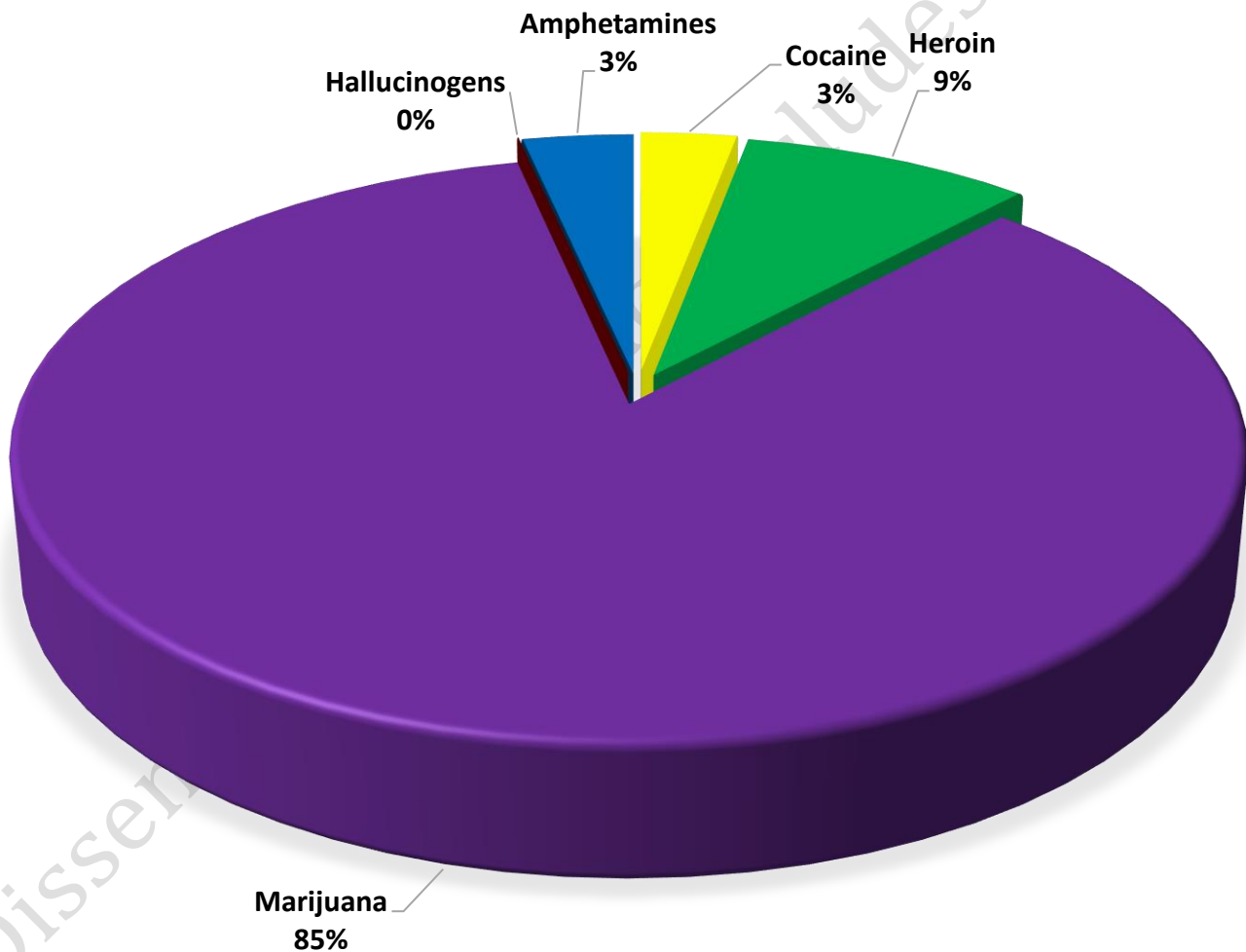
Combined Offense/Event Trends

	JULY 2021	JULY 2022
CompStat Offenses	252	235
Extended CompStat Offenses	500	574
Non-UCR Offenses	367	443
Reports Generated	842	960
Street Checks	183	140
Traffic Cites	49	92
Misdemeanor Citations	17	31
Jail Bookings	80	105

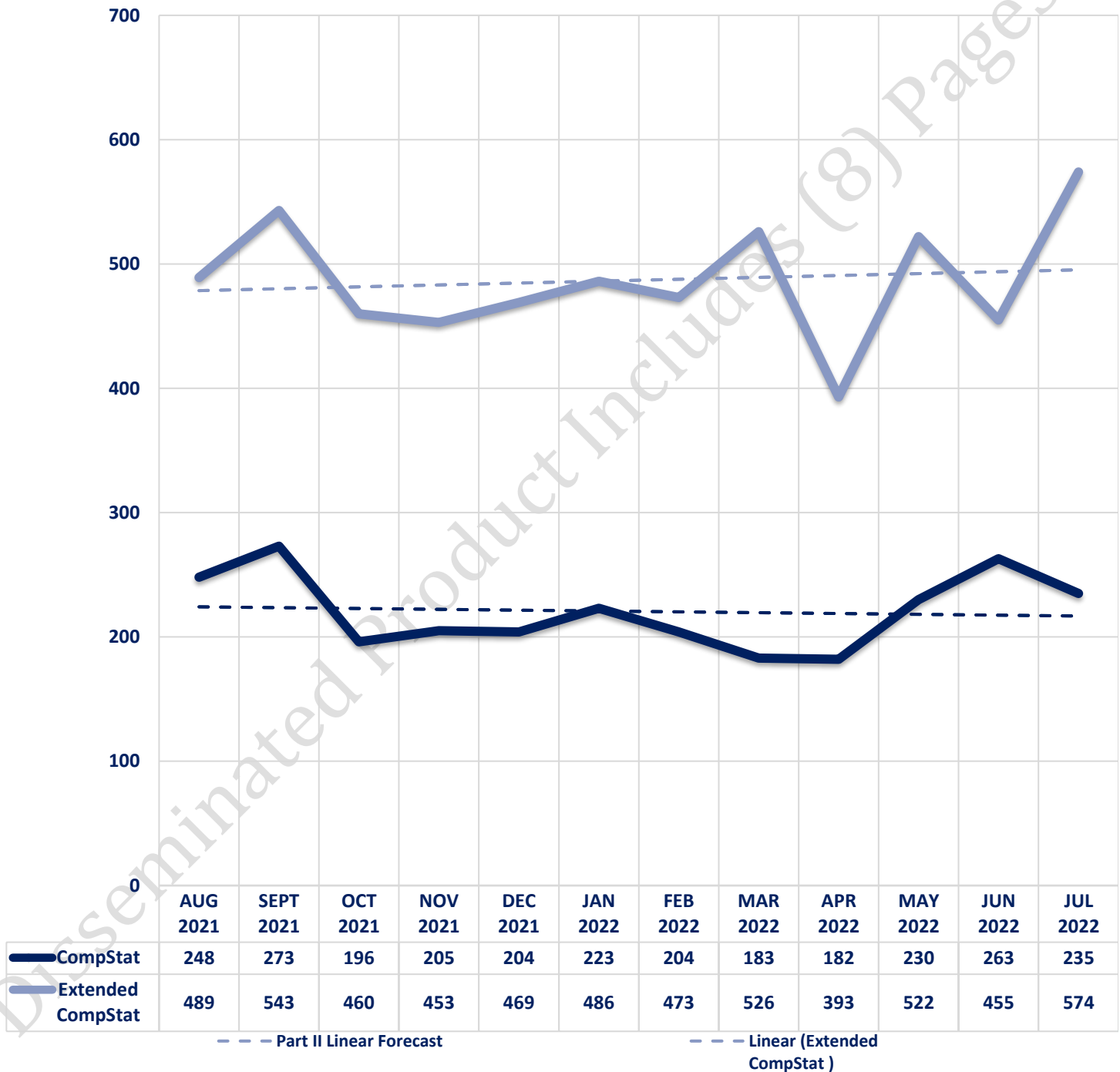


Seized Drugs

TYPE	DOSES	STREET VALUE
Cocaine	465.1	\$ 3,255.42
Heroin	1402.2	\$ 10,446.09
Marijuana	13243.9	\$ 43,969.62
Hallucinogens	0.0	\$ -
Amphetamines	535.2	\$ 3,746.55
TOTAL	15646.3	\$ 61,417.68



CompStat & Extended CompStat Offenses - One Year





CITY COUNCIL DISTRICT #2

MONTHLY OFFENSE SUMMARY

August 2022

These figures represent preliminary counts of original Police Incident Reports and include all offenses within the above listed City Council District only. Full statistical analysis to determine the confidence level of this data has not been performed. The results contained herein are approximate in relation to the listed area and may not fully coincide with data shown in other areas of SLCPD's Crime Statistics page such as Calls for Service, Crimes Trending, and Crime Reports due to and reflective of departmental procedures that were in place at the time the event occurred and the date this data was compiled. Results displayed are not distinguished as attempted or completed crimes, do not include other calls for police service, and only represent police service where a report was made. Police Incident Reports are classified by primary offense categories as defined by the Uniform Crime Reporting (UCR) system, however for this report all offenses are included, and each incident may have more than one offense listed on it. In cases where there is more than one offense listed, all offenses are counted individually. Although every reasonable verification effort is made, the accuracy of any data is subject to the constraints of the report generation process as well as the manner, format, and point in time of any query.

COMPSTAT OFFENSES: (Part I)

Chosen by the FBI as Part I Offenses because they are serious crimes that occur with regularity in all areas of the country and are likely to be reported to Police.

EXTENDED COMPSTAT OFFENSES: (Part II)

All other crimes other than the eight CompStat Offenses. The Uniform Crime Reporting Program gathers only arrest data for these offenses, however, SLCPD results displayed in this document display all of these, regardless of the presence of arrest data.

ALL OTHER OFFENSES:

Under the Extended CompStat Offense section, 'All Other Offenses' include Peeping Tom, Trespass, Kidnap/Abduction, Pornography, Extortion/Blackmail, Bribery, Warrants, Sexual Offenses, Obstruction, Public Peace, and Hit & Run.

NON-UCR OFFENSES:

Non-UCR Offenses include reports for all other offenses not classified as a CompStat or Extended CompStat Offense. Results displayed separate some of these offenses such as Ambulance Calls, Deaths, Missing Persons, Suicides, Suspicious Activity, and Traffic Accidents.

ALL OTHER NON-UCR:

Under the Non-UCR category, 'All Other' include the remainder of offenses not classified as CompStat or CompStat Extended and not separated from the Non-UCR Offenses. These include things such as Loud Parties, Barking Dogs, Mentally Ill Subjects, Citizen Assistance, etc.

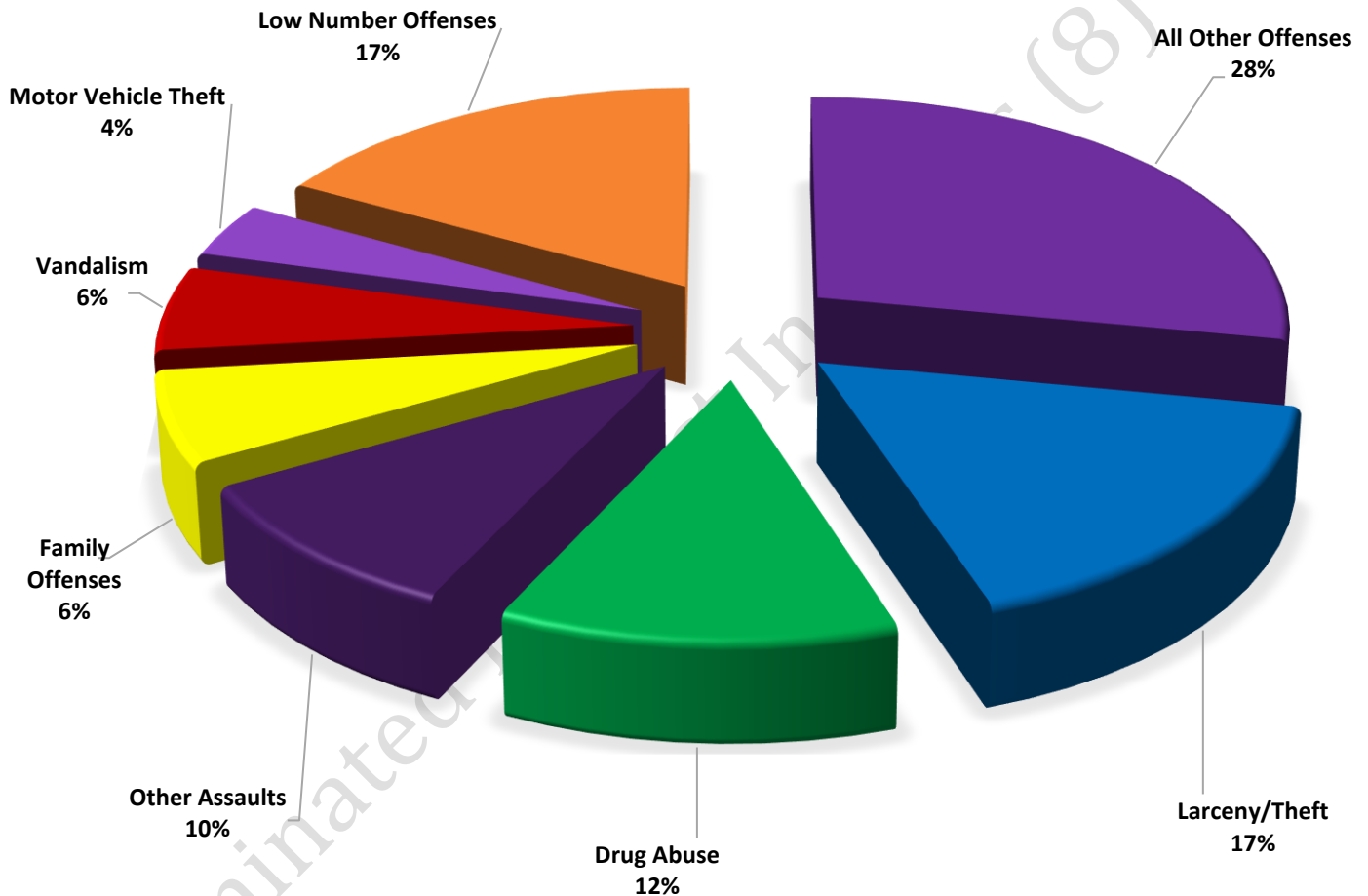
LOW NUMBER OFFENSES:

On page two, in the interest of space and allowing for easier viewing, the category titled 'Low Number Offenses' include CompStat and Extended CompStat Offenses from page one that have totals under the amount of 27.

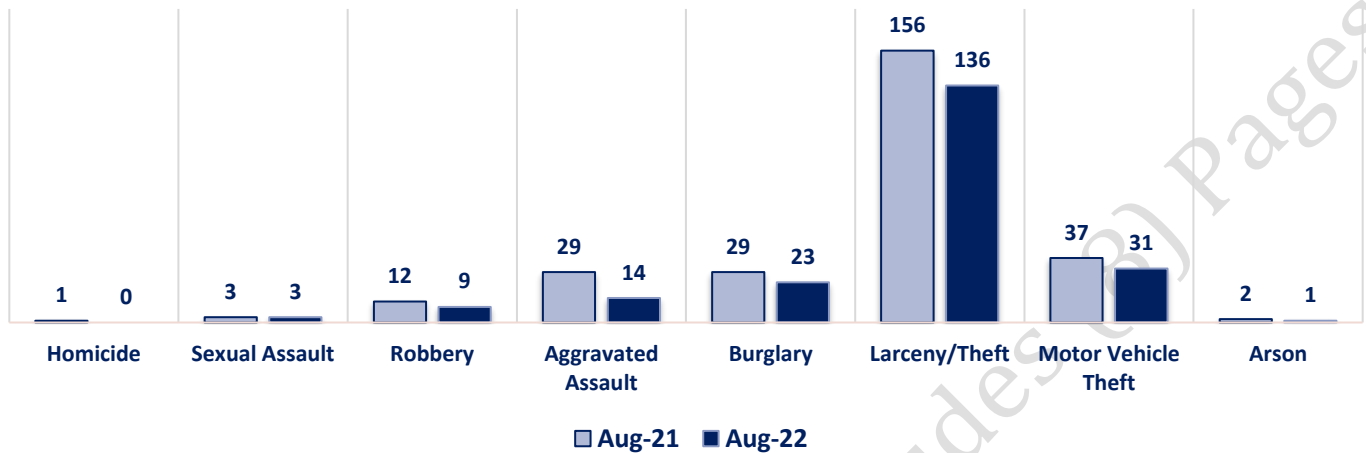
Offenses

COMPSTAT OFFENSES	VIOLENT	Offense	Aug-21	Aug-22	EXTENDED COMPSTAT OFFENSES
		Homicide	1	0	
		Sexual Assault	3	3	
		Robbery	12	9	
		Aggravated Assault	29	14	
		Burglary	29	23	
		Larceny/Theft	156	136	
		Motor Vehicle Theft	37	31	
		Arson	2	1	
NON-UCR OFFENSES	PROPERTY	COMPSTAT TOTALS	269	217	
		Ambulance Calls	18	23	
		Deaths	3	8	
		Missing Persons	7	4	
		Suicides	0	0	
		Suspicious Activity	18	33	
		Traffic Accidents	71	77	
		All Other	223	254	
		NON-UCR TOTALS	340	399	
TOTALS		COMPSTAT OFFENSES	269	217	
		EXTENDED COMPSTAT OFFENSES	509	587	
		NON-UCR OFFENSES	340	399	
		TOTAL	1118	1203	
		Other Assaults	51	78	
		Forgery/Counterfeiting	7	2	
		Fraud	27	27	
		Embezzlement	0	1	
		Stolen Property	8	12	
		Vandalism	49	48	
		Weapons	18	12	
		Prostitution	0	0	
		Sex Offenses	5	2	
		Drug Abuse	75	98	
		Gambling	0	0	
		Family Offenses	45	52	
		DUI	9	8	
		Liquor Laws	2	0	
		Drunkenness	4	12	
		Disorderly Conduct	9	10	
		All Other Offenses	200	225	
		Curfew/Loitering	0	0	
		EXTENDED COMPSTAT TOTALS	509	587	

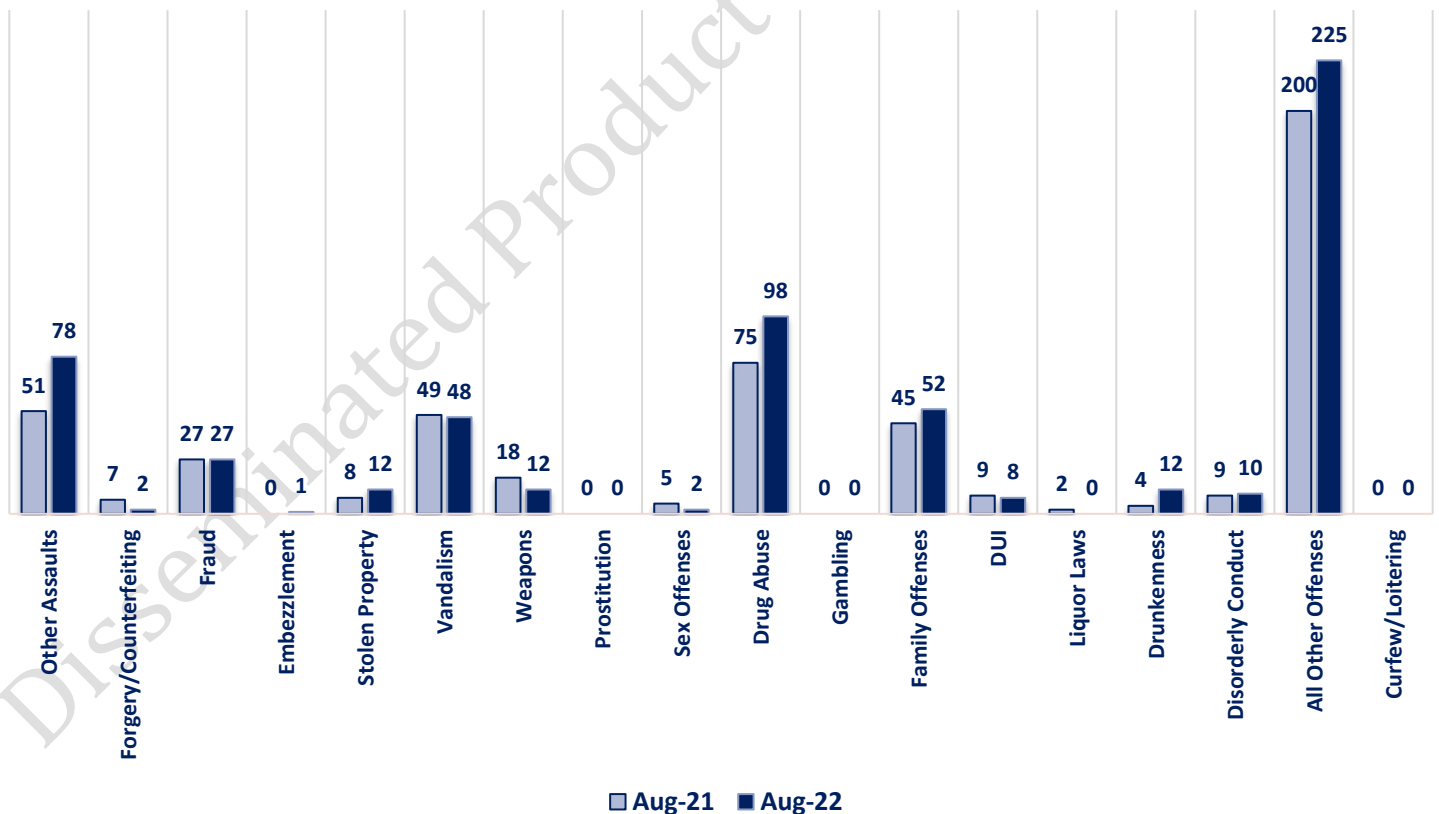
**AUGUST 2022 - COMPSTAT AND EXTENDED COMPSTAT
OFFENSE PERCENTAGES**



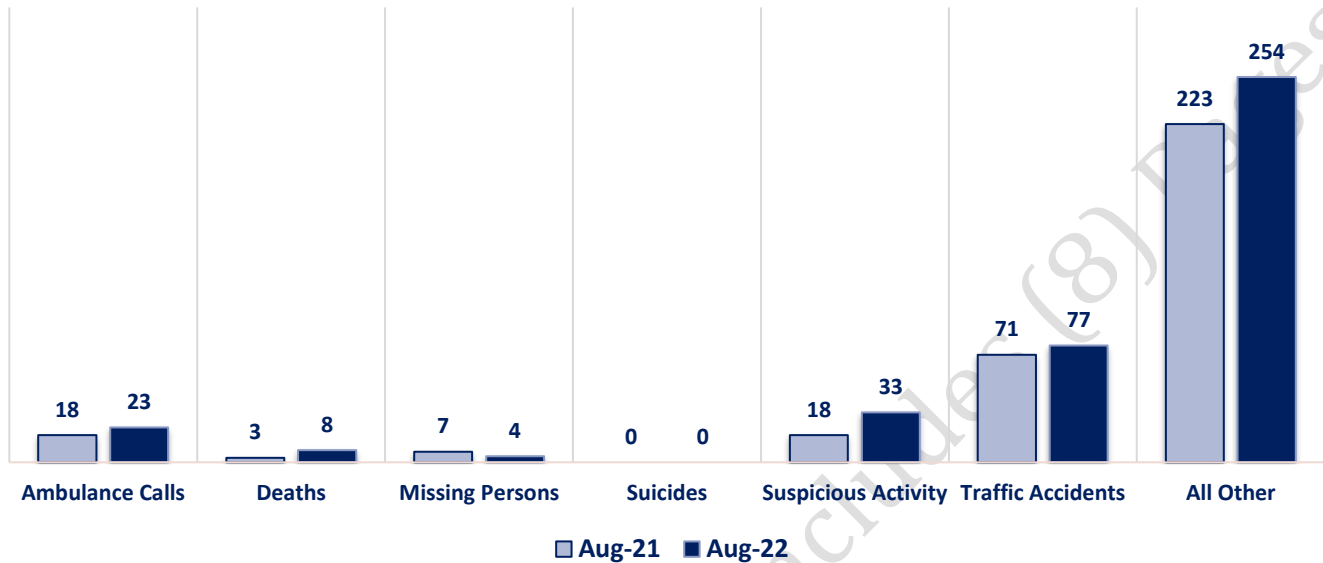
CompStat Offenses



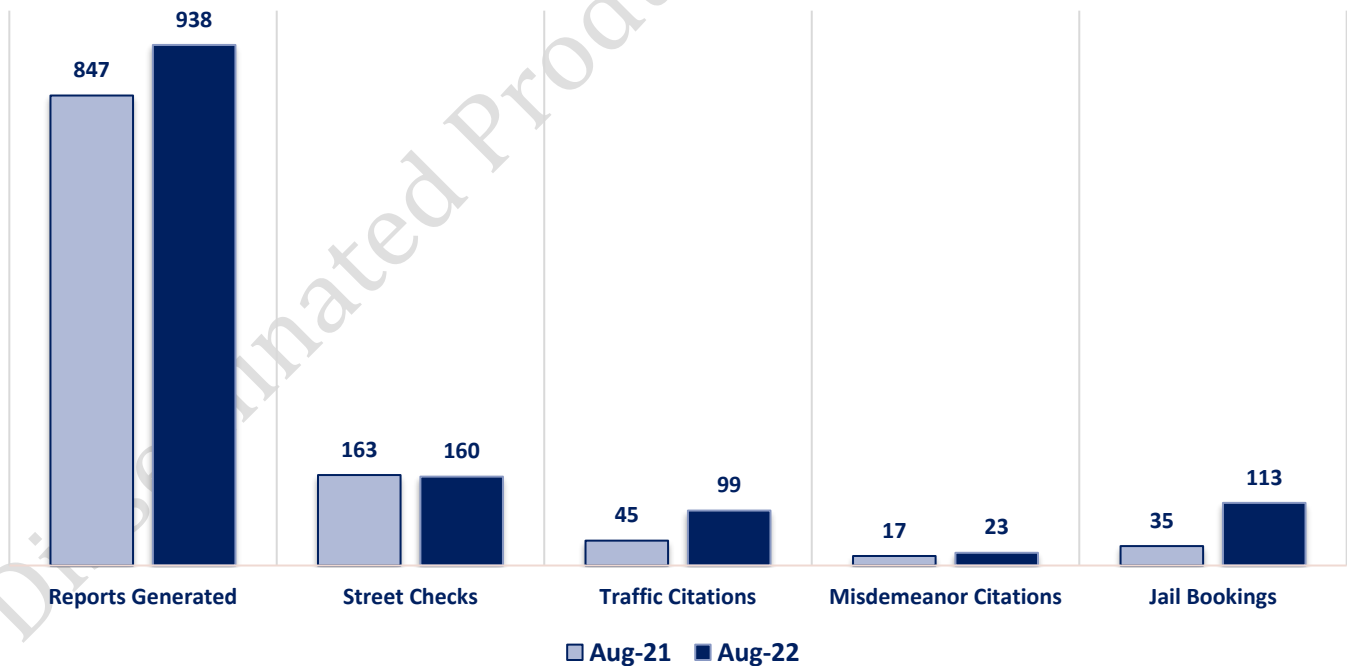
Extended CompStat Offenses



Non-UCR Offenses



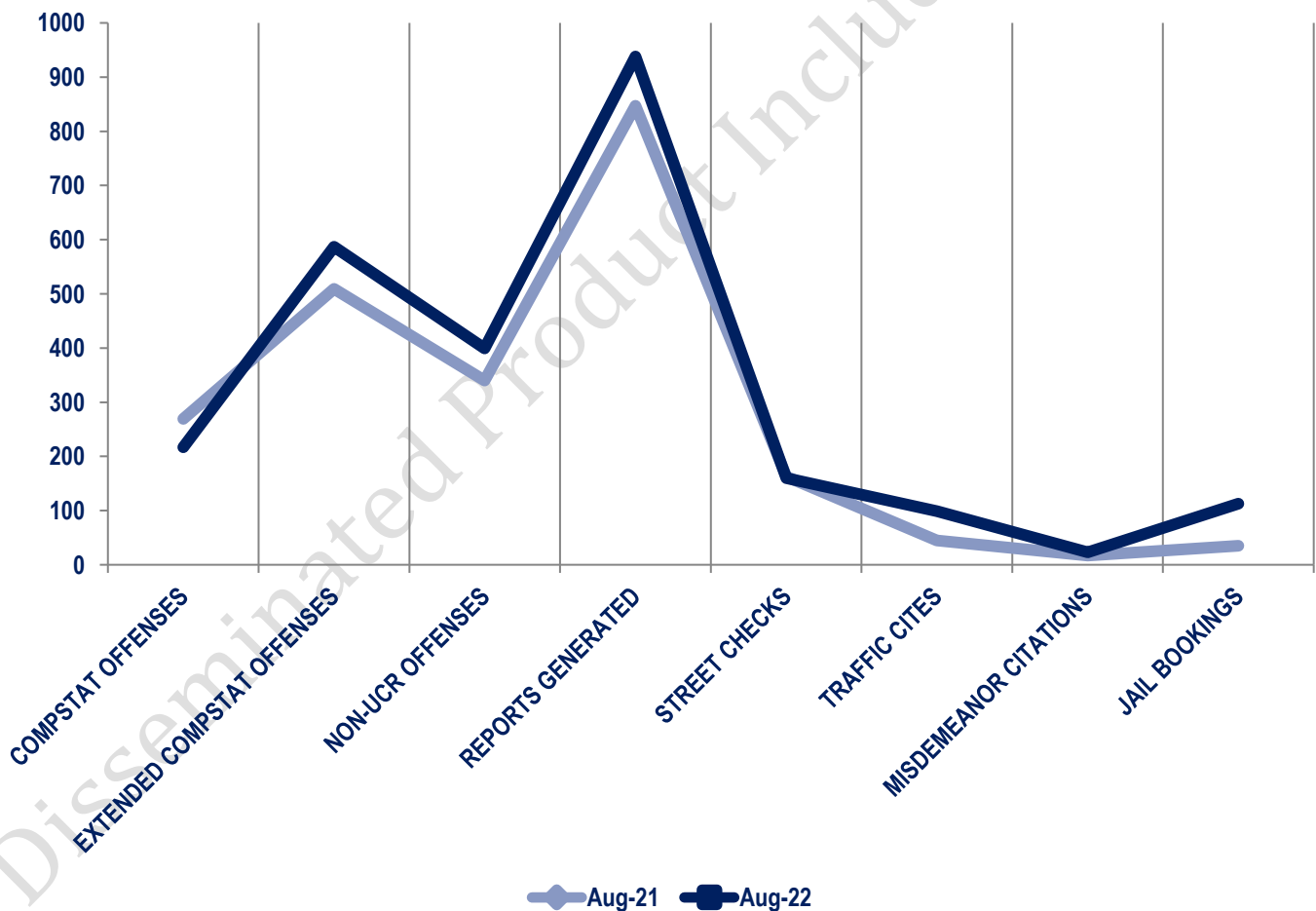
Other Event Totals



Combined Offense/Event Trends

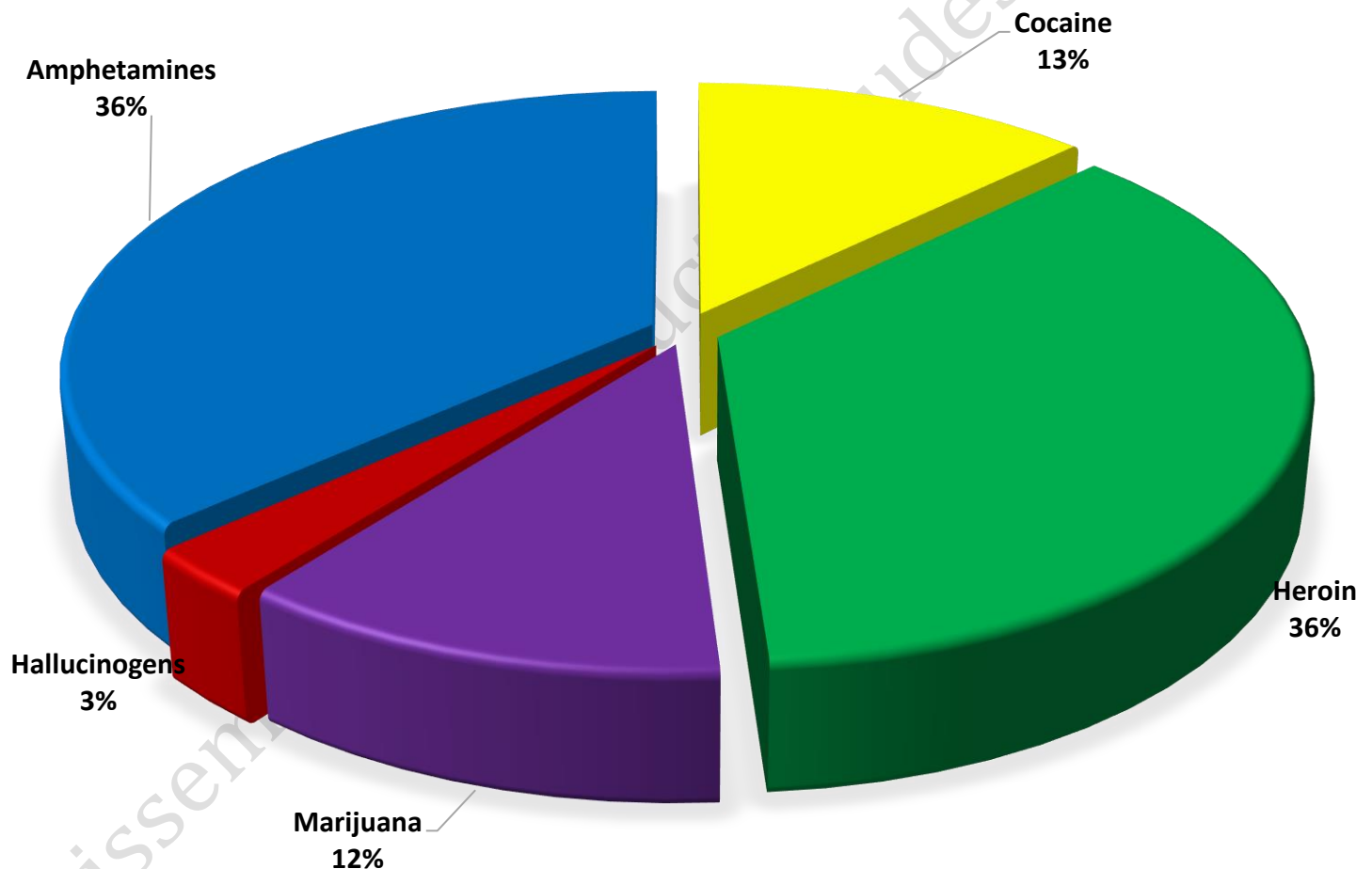
*Street checks include private impounds

	AUG 2021	AUG 2022
CompStat Offenses	269	217
Extended CompStat Offenses	509	587
Non-UCR Offenses	340	399
Reports Generated	847	938
Street Checks	163	160
Traffic Cites	45	99
Misdemeanor Citations	17	23
Jail Bookings	35	113

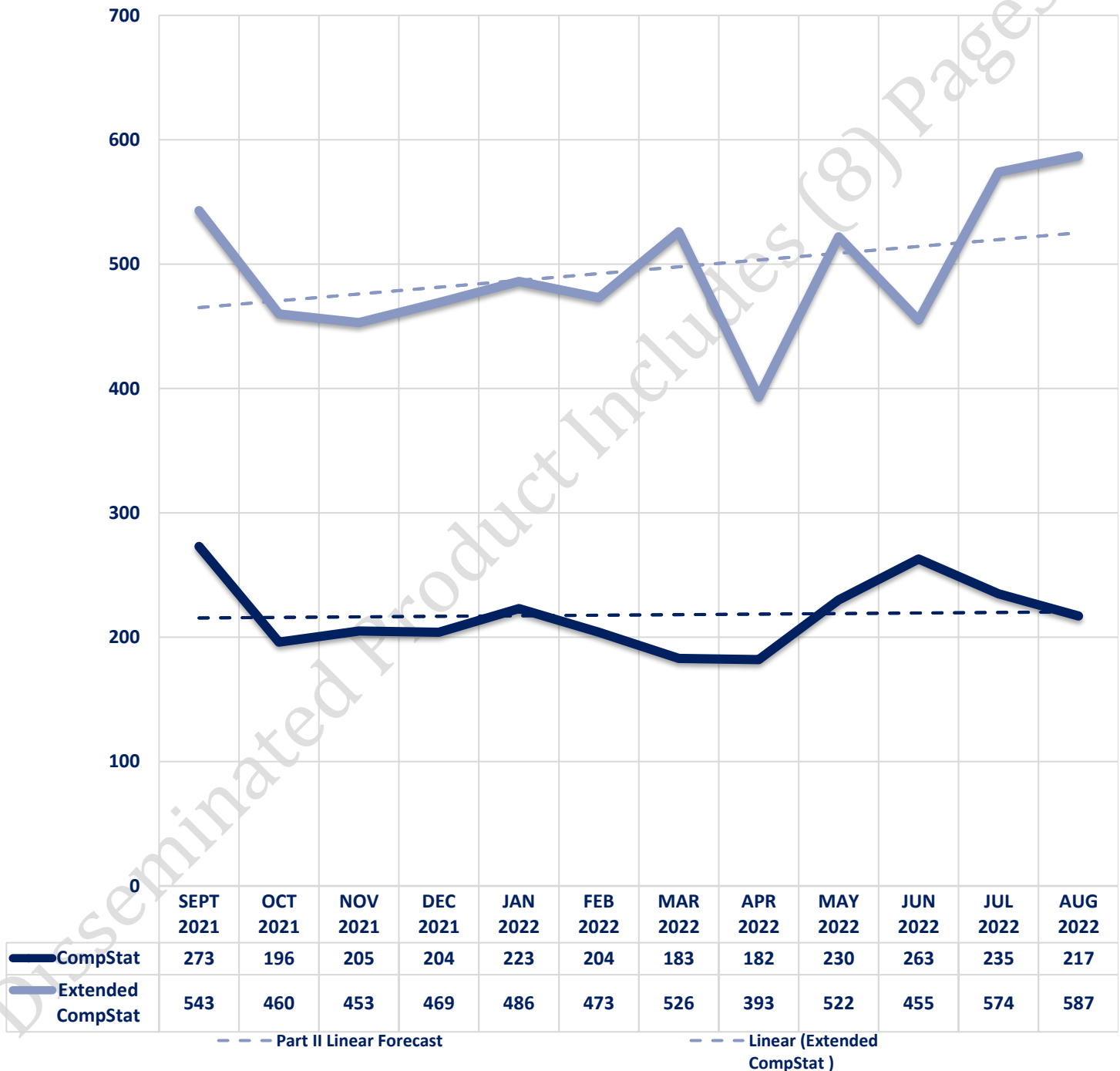


Seized Drugs

TYPE	DOSES	STREET VALUE
Cocaine	697.0	\$ 4,879.00
Heroin	1979.4	\$ 14,746.53
Marijuana	638.0	\$ 2,118.13
Hallucinogens	152.0	\$ 304.00
Amphetamines	2002.3	\$ 14,016.10
TOTAL	5468.7	\$ 36,063.76



CompStat & Extended CompStat Offenses - One Year





CITY COUNCIL DISTRICT #2

MONTHLY OFFENSE SUMMARY

September 2022

These figures represent preliminary counts of original Police Incident Reports and include all offenses within the above listed City Council District only. Full statistical analysis to determine the confidence level of this data has not been performed. The results contained herein are approximate in relation to the listed area and may not fully coincide with data shown in other areas of SLCPD's Crime Statistics page such as Calls for Service, Crimes Trending, and Crime Reports due to and reflective of departmental procedures that were in place at the time the event occurred and the date this data was compiled. Results displayed are not distinguished as attempted or completed crimes, do not include other calls for police service, and only represent police service where a report was made. Police Incident Reports are classified by primary offense categories as defined by the Uniform Crime Reporting (UCR) system, however for this report all offenses are included, and each incident may have more than one offense listed on it. In cases where there is more than one offense listed, all offenses are counted individually. Although every reasonable verification effort is made, the accuracy of any data is subject to the constraints of the report generation process as well as the manner, format, and point in time of any query.

COMPSTAT OFFENSES: (Part I)

Chosen by the FBI as Part I Offenses because they are serious crimes that occur with regularity in all areas of the country and are likely to be reported to Police.

EXTENDED COMPSTAT OFFENSES: (Part II)

All other crimes other than the eight CompStat Offenses. The Uniform Crime Reporting Program gathers only arrest data for these offenses, however, SLCPD results displayed in this document display all of these, regardless of the presence of arrest data.

ALL OTHER OFFENSES:

Under the Extended CompStat Offense section, 'All Other Offenses' include Peeping Tom, Trespass, Kidnap/Abduction, Pornography, Extortion/Blackmail, Bribery, Warrants, Sexual Offenses, Obstruction, Public Peace, and Hit & Run.

NON-UCR OFFENSES:

Non-UCR Offenses include reports for all other offenses not classified as a CompStat or Extended CompStat Offense. Results displayed separate some of these offenses such as Ambulance Calls, Deaths, Missing Persons, Suicides, Suspicious Activity, and Traffic Accidents.

ALL OTHER NON-UCR:

Under the Non-UCR category, 'All Other' include the remainder of offenses not classified as CompStat or CompStat Extended and not separated from the Non-UCR Offenses. These include things such as Loud Parties, Barking Dogs, Mentally Ill Subjects, Citizen Assistance, etc.

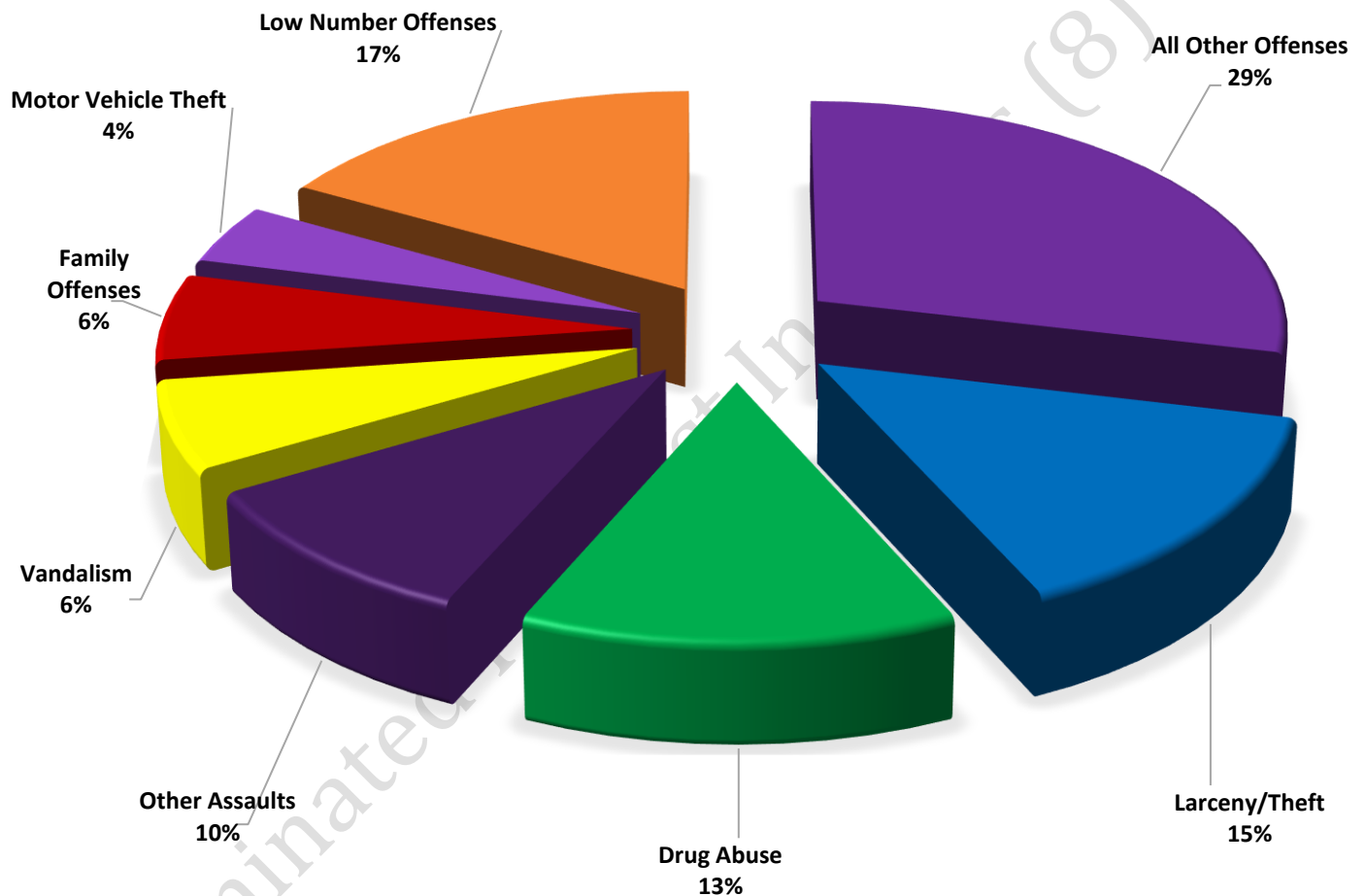
LOW NUMBER OFFENSES:

On page two, in the interest of space and allowing for easier viewing, the category titled 'Low Number Offenses' include CompStat and Extended CompStat Offenses from page one that have totals under the amount of 19.

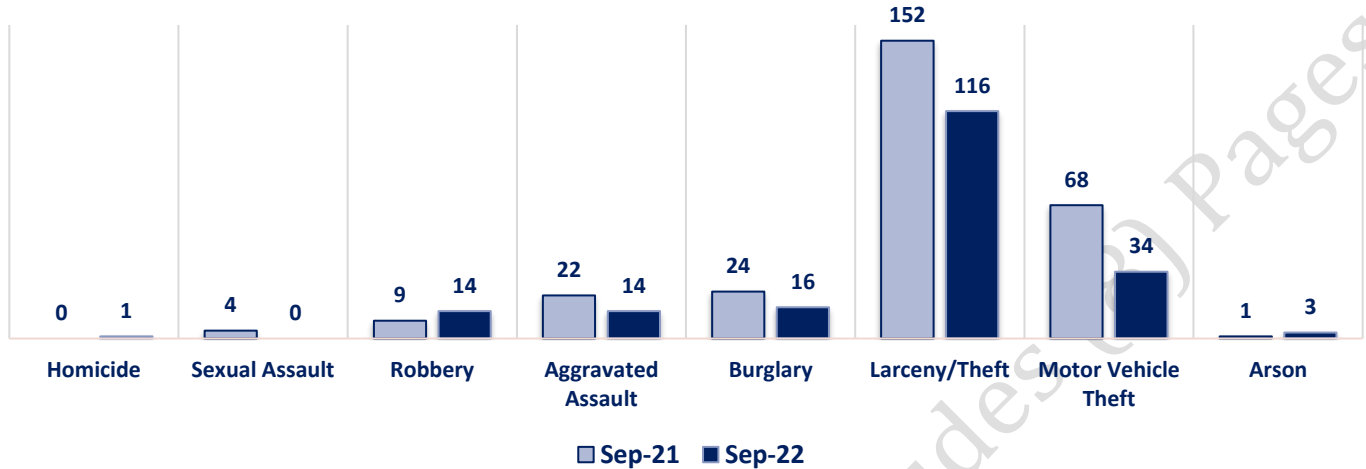
Offenses

COMPSTAT OFFENSES	VIOLENT	Offense	Sept-21	Sept-22	EXTENDED COMPSTAT OFFENSES
		Homicide	0	1	
		Sexual Assault	4	0	
		Robbery	9	14	
		Aggravated Assault	22	14	
		Burglary	24	16	
		Larceny/Theft	152	116	
		Motor Vehicle Theft	68	34	
		Arson	1	3	
NON-UCR OFFENSES	PROPERTY	COMPSTAT TOTALS	280	198	
		Ambulance Calls	22	26	
		Deaths	8	2	
		Missing Persons	6	8	
		Suicides	0	1	
		Suspicious Activity	31	37	
		Traffic Accidents	85	75	
		All Other	266	245	
		NON-UCR TOTALS	418	394	
TOTALS		COMPSTAT OFFENSES	280	198	
		EXTENDED COMPSTAT OFFENSES	558	600	
		NON-UCR OFFENSES	418	394	
		TOTAL	1256	1192	
		Other Assaults	76	79	
		Forgery/Counterfeiting	9	6	
		Fraud	19	18	
		Embezzlement	0	0	
		Stolen Property	11	9	
		Vandalism	62	50	
		Weapons	15	9	
		Prostitution	0	1	
		Sex Offenses	2	3	
		Drug Abuse	78	107	
		Gambling	0	0	
		Family Offenses	53	49	
		DUI	11	19	
		Liquor Laws	0	3	
		Drunkenness	8	11	
		Disorderly Conduct	5	7	
		All Other Offenses	209	229	
		Curfew/Loitering	0	0	
		EXTENDED COMPSTAT TOTALS	558	600	

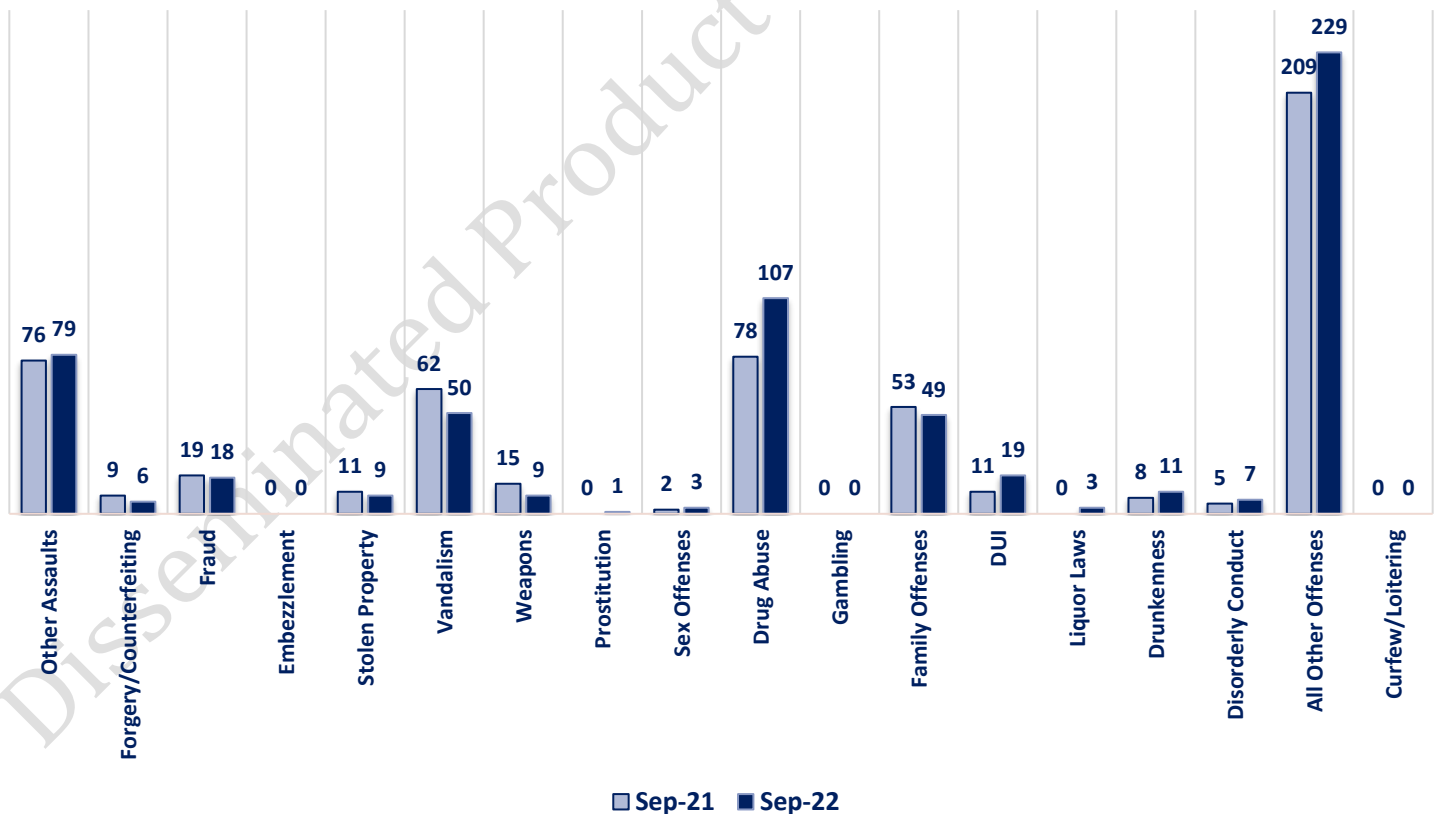
**SEPTEMBER 2022 - COMPSTAT AND EXTENDED COMPSTAT
OFFENSE PERCENTAGES**



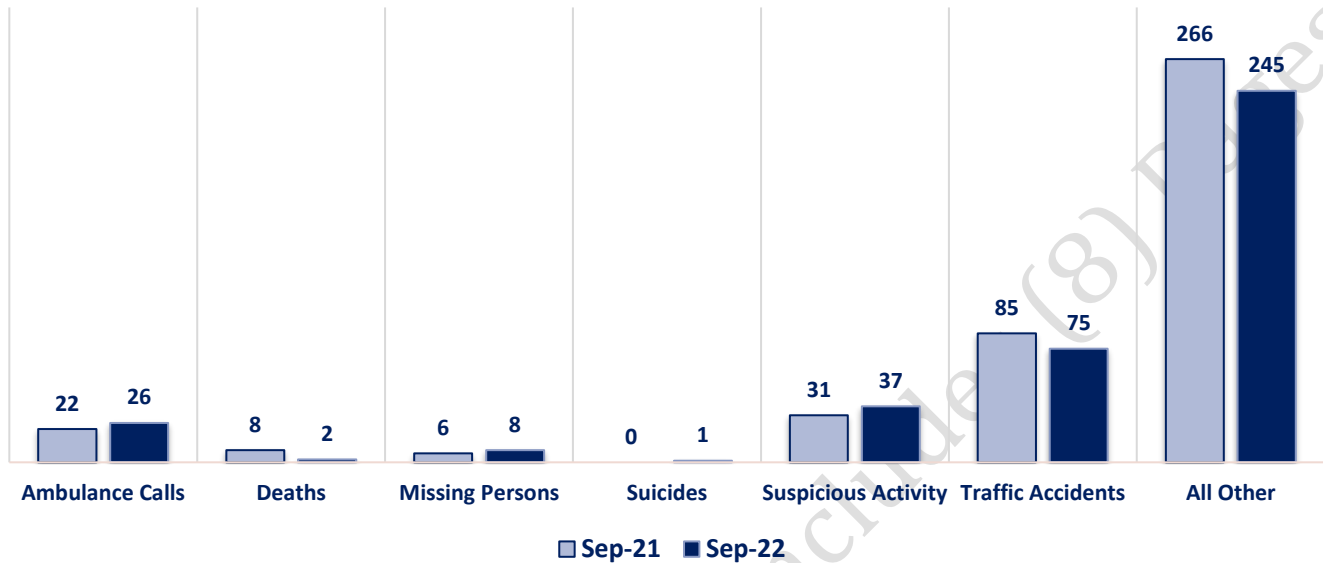
CompStat Offenses



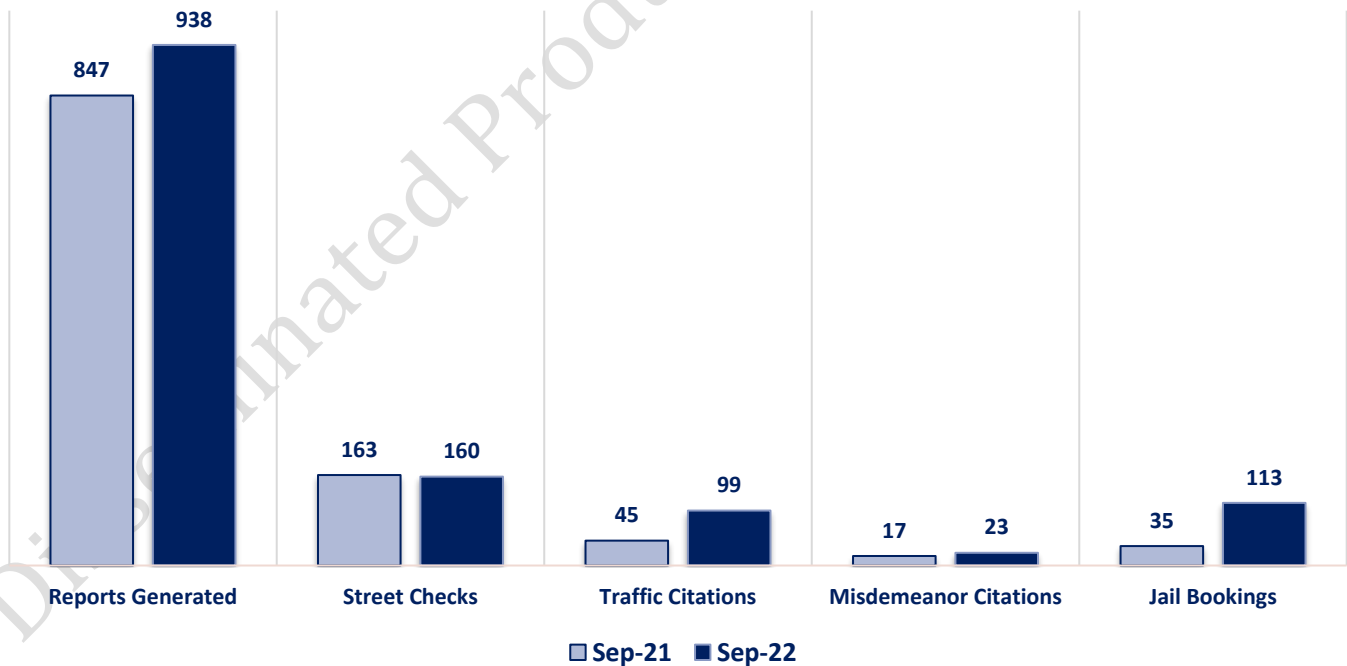
Extended CompStat Offenses



Non-UCR Offenses



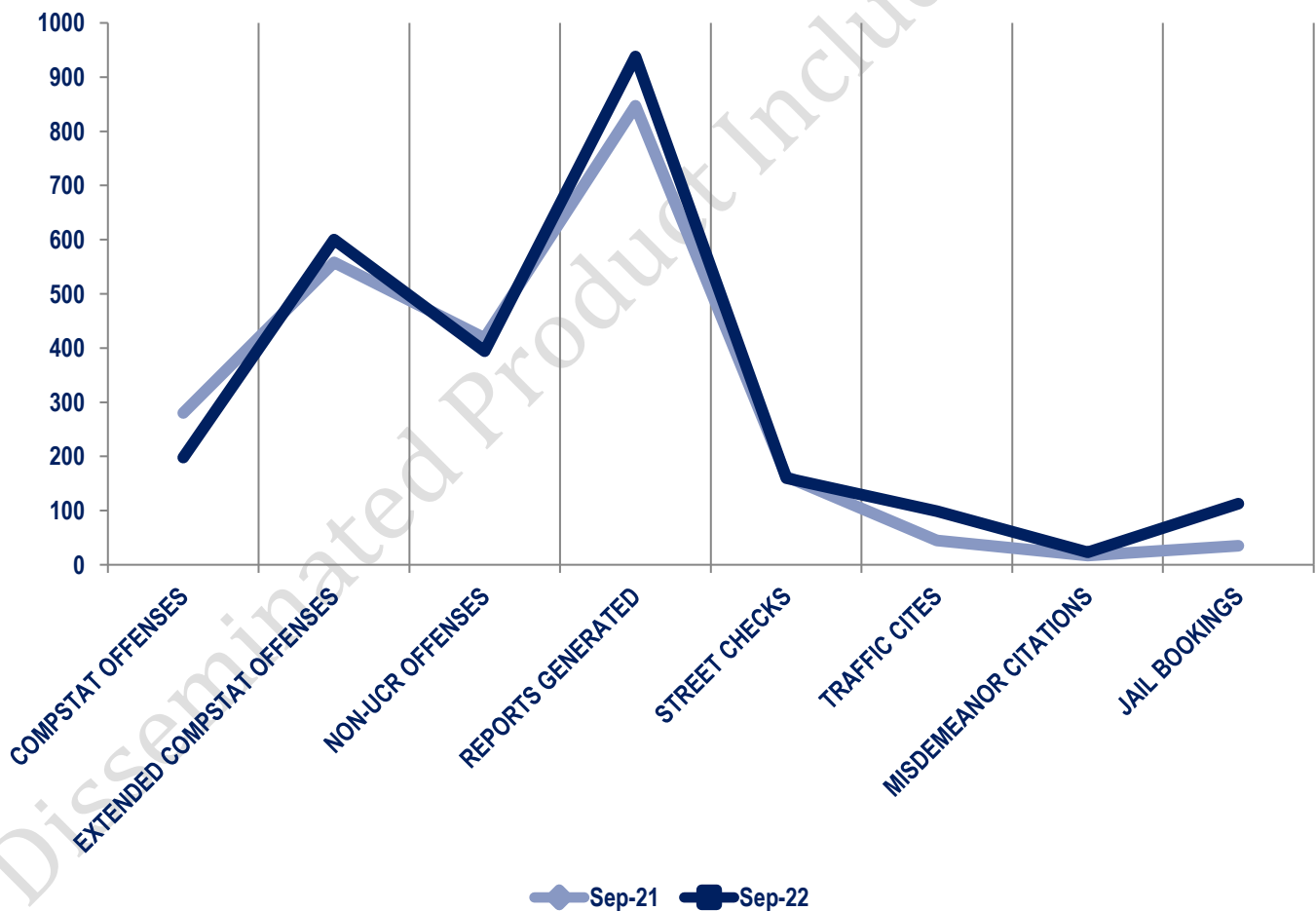
Other Event Totals



Combined Offense/Event Trends

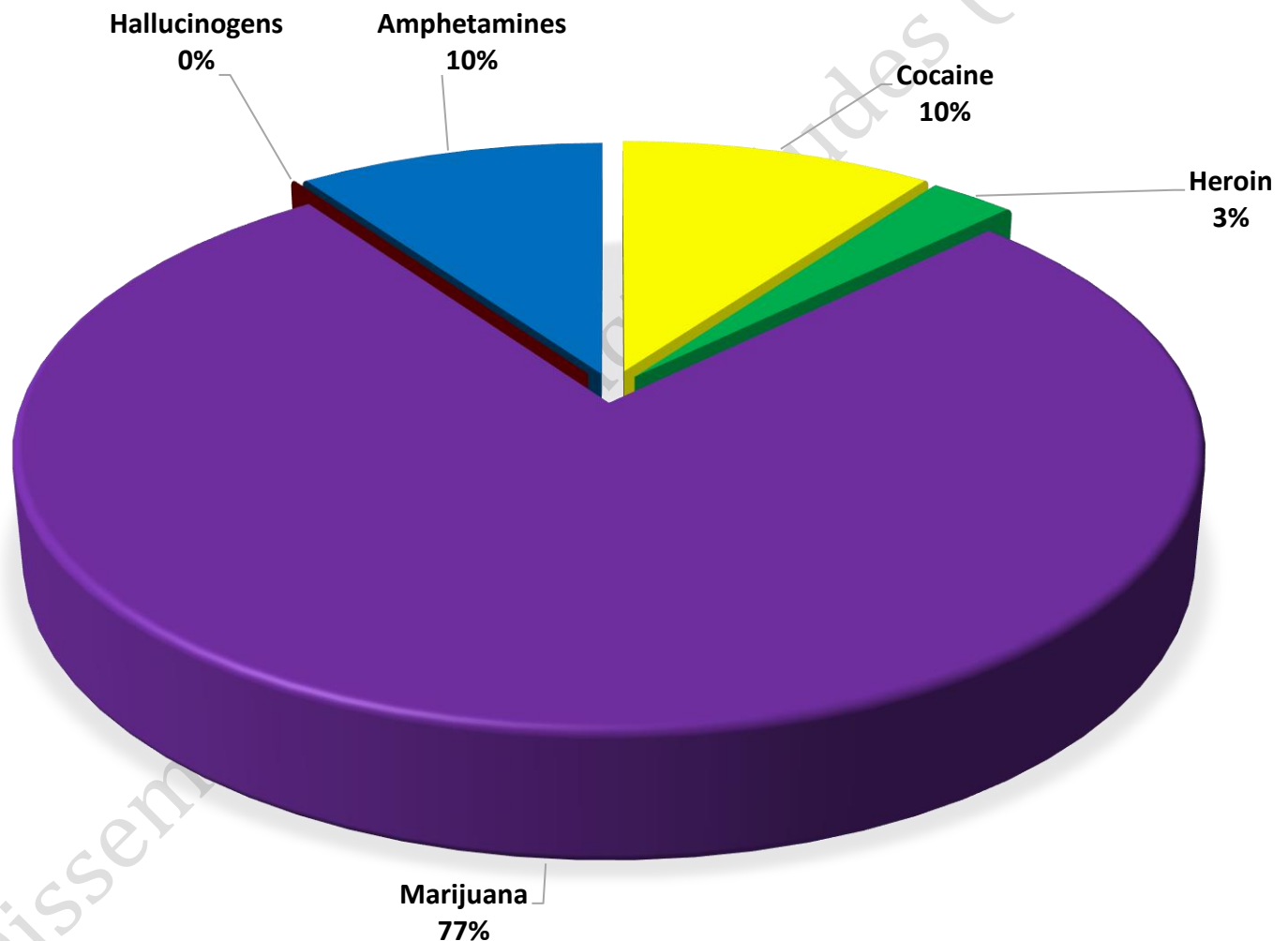
*Street checks include private impounds

	SEPT 2021	SEPT 2022
CompStat Offenses	280	198
Extended CompStat Offenses	558	600
Non-UCR Offenses	418	394
Reports Generated	847	938
Street Checks	163	160
Traffic Cites	45	99
Misdemeanor Citations	17	23
Jail Bookings	35	113

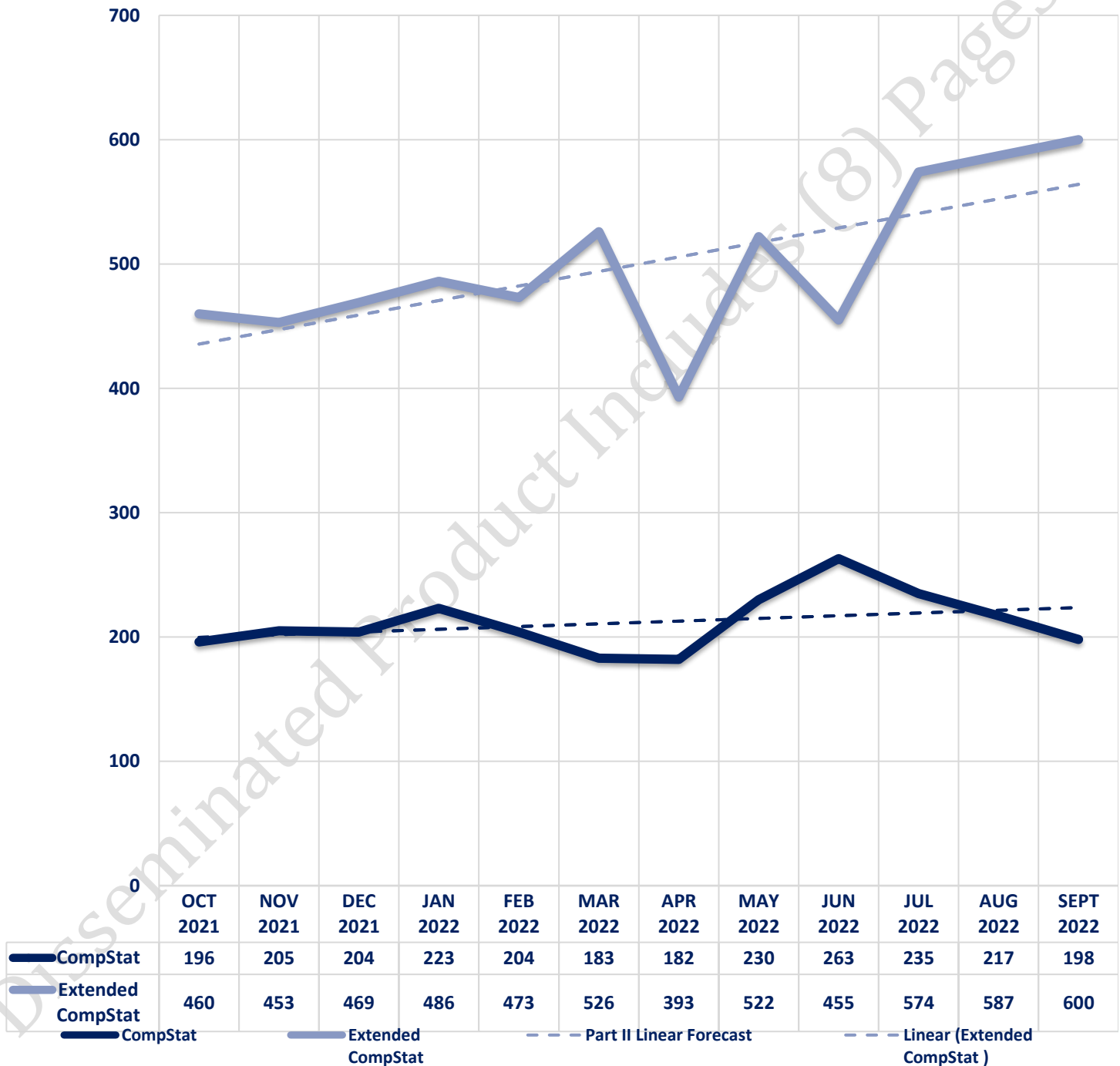


Seized Drugs

TYPE	DOSES	STREET VALUE
Cocaine	1790.6	\$ 12,534.20
Heroin	487.9	\$ 3,635.12
Marijuana	13821.3	\$ 45,886.63
Hallucinogens	0.0	\$ -
Amphetamines	1750.2	\$ 12,251.19
TOTAL	17850.0	\$ 74,307.13



CompStat & Extended CompStat Offenses - One Year





CITY COUNCIL DISTRICT #2

MONTHLY OFFENSE SUMMARY

October 2022

These figures represent preliminary counts of original Police Incident Reports and include all offenses within the above listed City Council District only. Full statistical analysis to determine the confidence level of this data has not been performed. The results contained herein are approximate in relation to the listed area and may not fully coincide with data shown in other areas of SLCPD's Crime Statistics page such as Calls for Service, Crimes Trending, and Crime Reports due to and reflective of departmental procedures that were in place at the time the event occurred and the date this data was compiled. Results displayed are not distinguished as attempted or completed crimes, do not include other calls for police service, and only represent police service where a report was made. Police Incident Reports are classified by primary offense categories as defined by the Uniform Crime Reporting (UCR) system, however for this report all offenses are included, and each incident may have more than one offense listed on it. In cases where there is more than one offense listed, all offenses are counted individually. Although every reasonable verification effort is made, the accuracy of any data is subject to the constraints of the report generation process as well as the manner, format, and point in time of any query.

COMPSTAT OFFENSES: (Part I)

Chosen by the FBI as Part I Offenses because they are serious crimes that occur with regularity in all areas of the country and are likely to be reported to Police.

EXTENDED COMPSTAT OFFENSES: (Part II)

All other crimes other than the eight CompStat Offenses. The Uniform Crime Reporting Program gathers only arrest data for these offenses, however, SLCPD results displayed in this document display all of these, regardless of the presence of arrest data.

ALL OTHER OFFENSES:

Under the Extended CompStat Offense section, 'All Other Offenses' include Peeping Tom, Trespass, Kidnap/Abduction, Pornography, Extortion/Blackmail, Bribery, Warrants, Sexual Offenses, Obstruction, Public Peace, and Hit & Run.

NON-UCR OFFENSES:

Non-UCR Offenses include reports for all other offenses not classified as a CompStat or Extended CompStat Offense. Results displayed separate some of these offenses such as Ambulance Calls, Deaths, Missing Persons, Suicides, Suspicious Activity, and Traffic Accidents.

ALL OTHER NON-UCR:

Under the Non-UCR category, 'All Other' include the remainder of offenses not classified as CompStat or CompStat Extended and not separated from the Non-UCR Offenses. These include things such as Loud Parties, Barking Dogs, Mentally Ill Subjects, Citizen Assistance, etc.

LOW NUMBER OFFENSES:

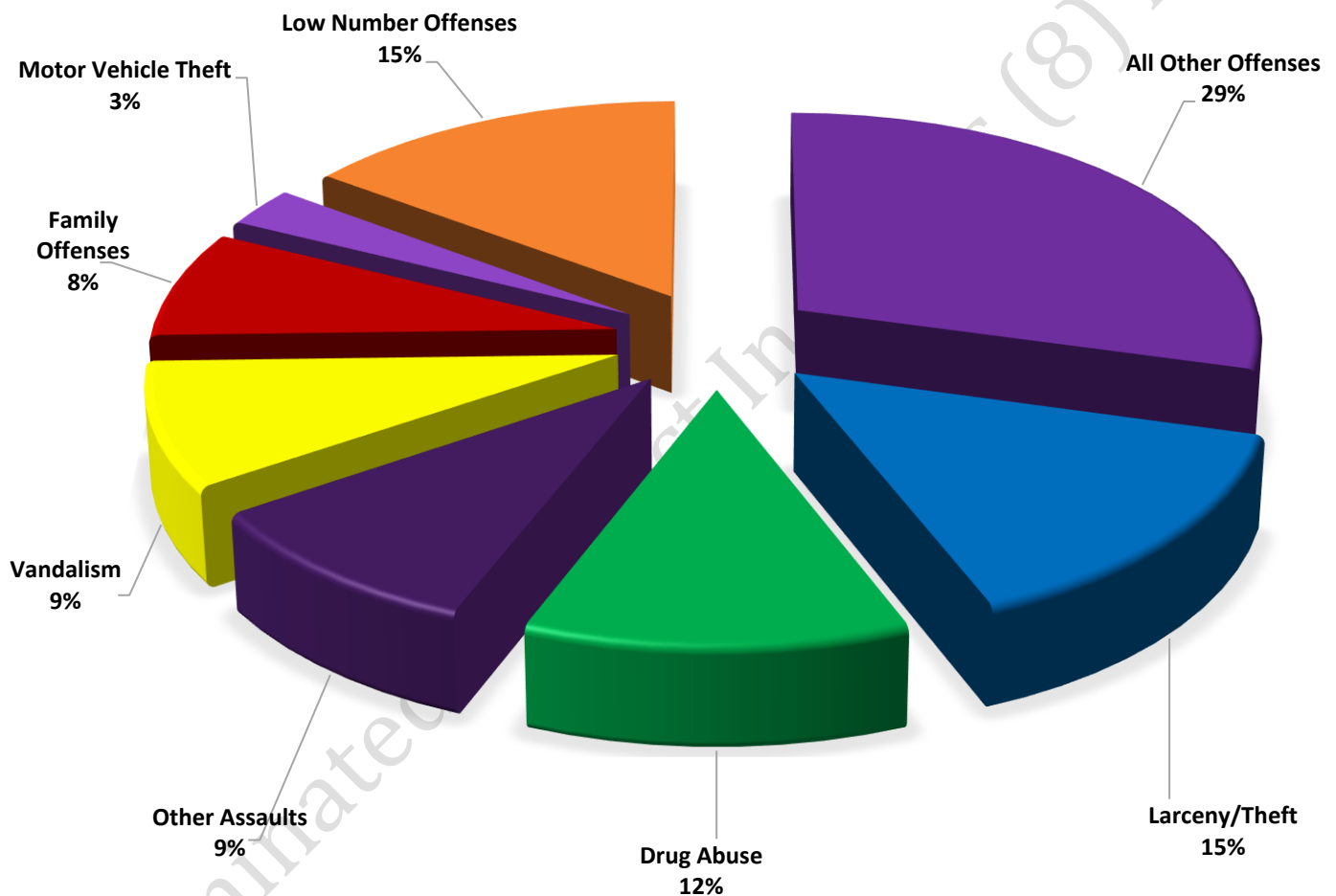
On page two, in the interest of space and allowing for easier viewing, the category titled 'Low Number Offenses' include CompStat and Extended CompStat Offenses from page one that have totals under the amount of 20.

Offenses

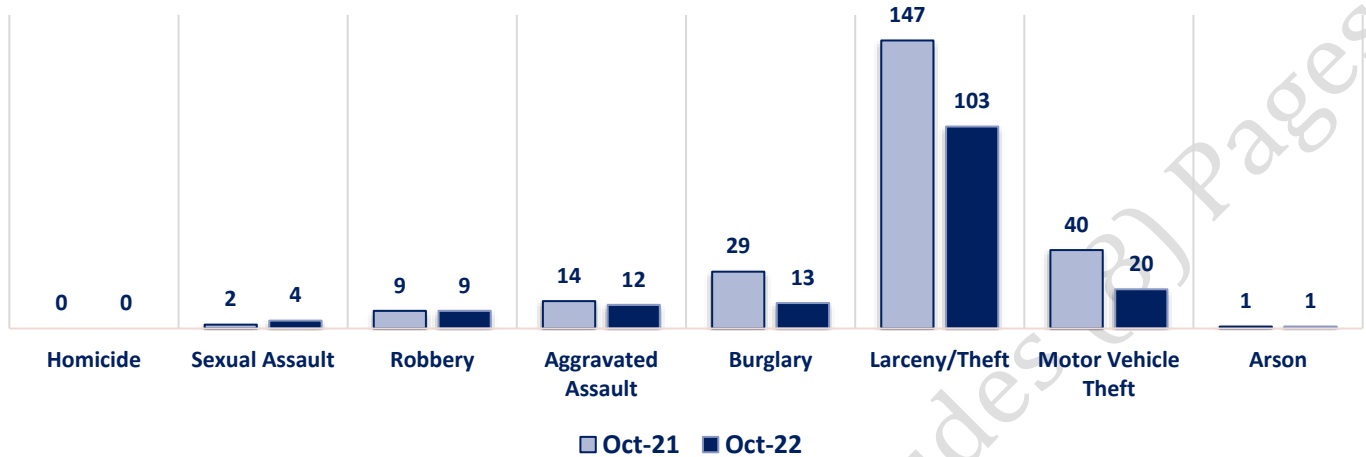
COMPSTAT OFFENSES	VIOLENT	Offense	Oct-21	Oct-22	EXTENDED COMPSTAT OFFENSES
		Homicide	0	0	
		Sexual Assault	2	4	
		Robbery	9	9	
		Aggravated Assault	14	12	
		Burglary	29	13	
		Larceny/Theft	147	103	
		Motor Vehicle Theft	40	20	
		Arson	1	1	
NON-UCR OFFENSES	PROPERTY	COMPSTAT TOTALS	242	162	
		Ambulance Calls	23	15	
		Deaths	6	5	
		Missing Persons	11	2	
		Suicides	1	0	
		Suspicious Activity	28	39	
		Traffic Accidents	81	70	
		All Other	279	219	
		NON-UCR TOTALS	429	350	
TOTALS		COMPSTAT OFFENSES	242	162	
		EXTENDED COMPSTAT OFFENSES	497	538	
		NON-UCR OFFENSES	429	350	
		TOTAL	1168	1050	

OFFENSE	Oct-21	Oct-22
Other Assaults	63	67
Forgery/Counterfeiting	6	0
Fraud	16	20
Embezzlement	0	0
Stolen Property	12	10
Vandalism	60	63
Weapons	10	8
Prostitution	0	0
Sex Offenses	4	4
Drug Abuse	59	84
Gambling	0	0
Family Offenses	40	54
DUI	15	7
Liquor Laws	2	2
Drunkenness	6	6
Disorderly Conduct	13	8
All Other Offenses	191	205
Curfew/Loitering	0	0
EXTENDED COMPSTAT TOTALS	497	538

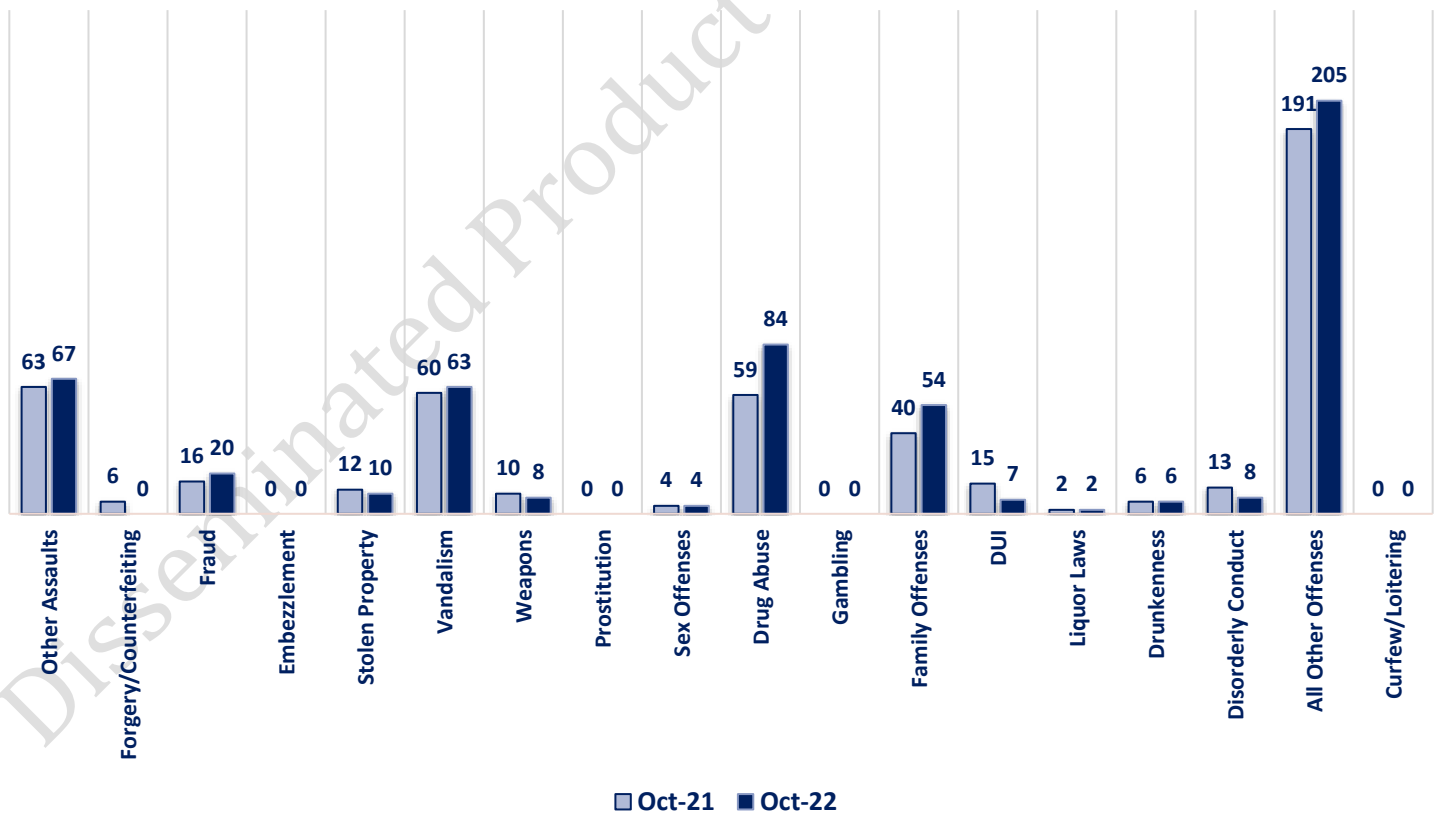
**OCTOBER 2022 - COMPSTAT AND EXTENDED COMPSTAT
OFFENSE PERCENTAGES**



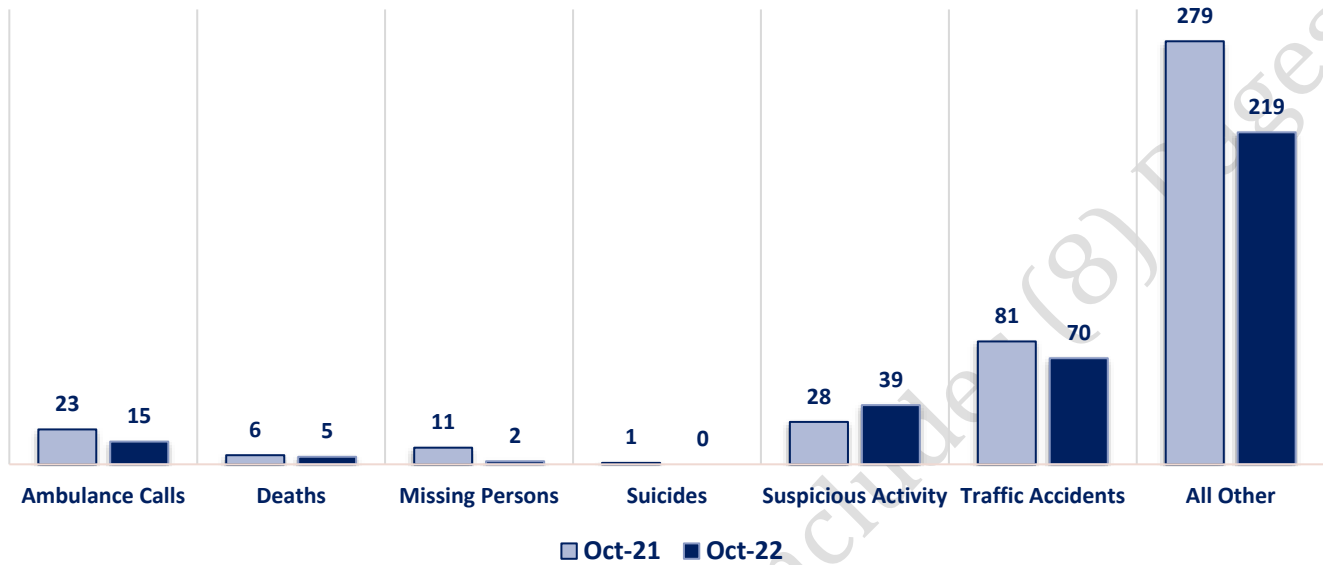
CompStat Offenses



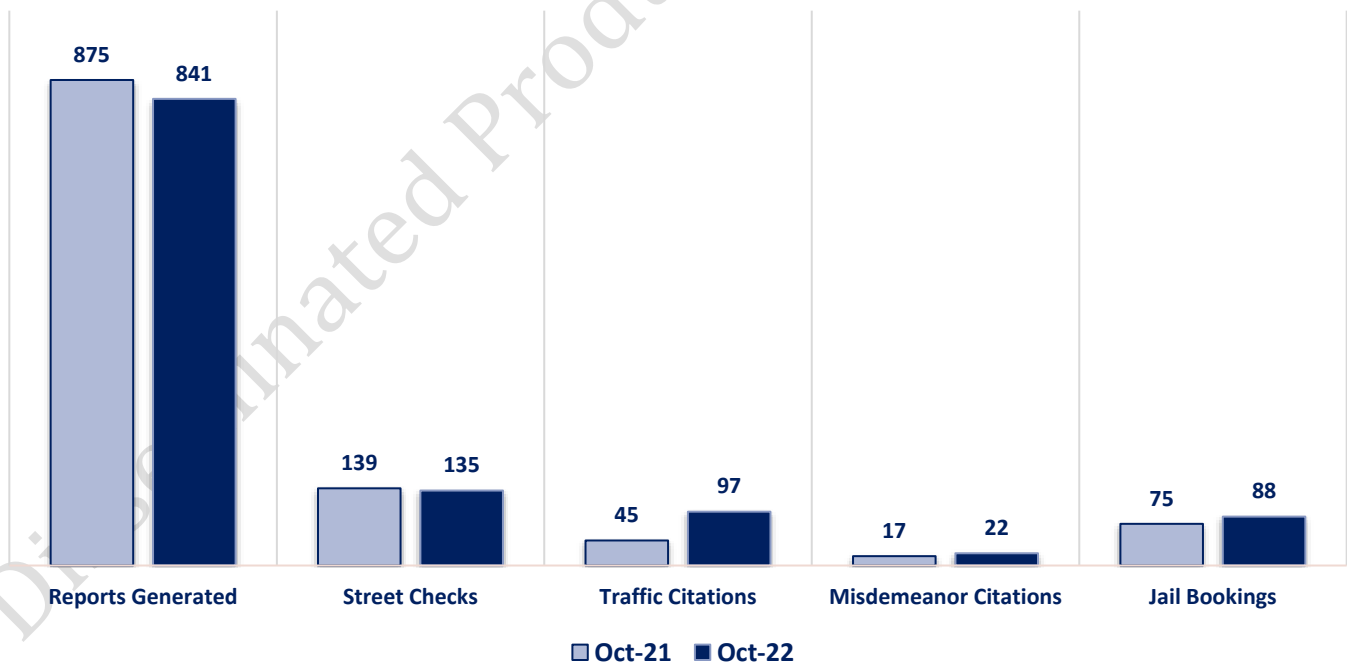
Extended CompStat Offenses



Non-UCR Offenses



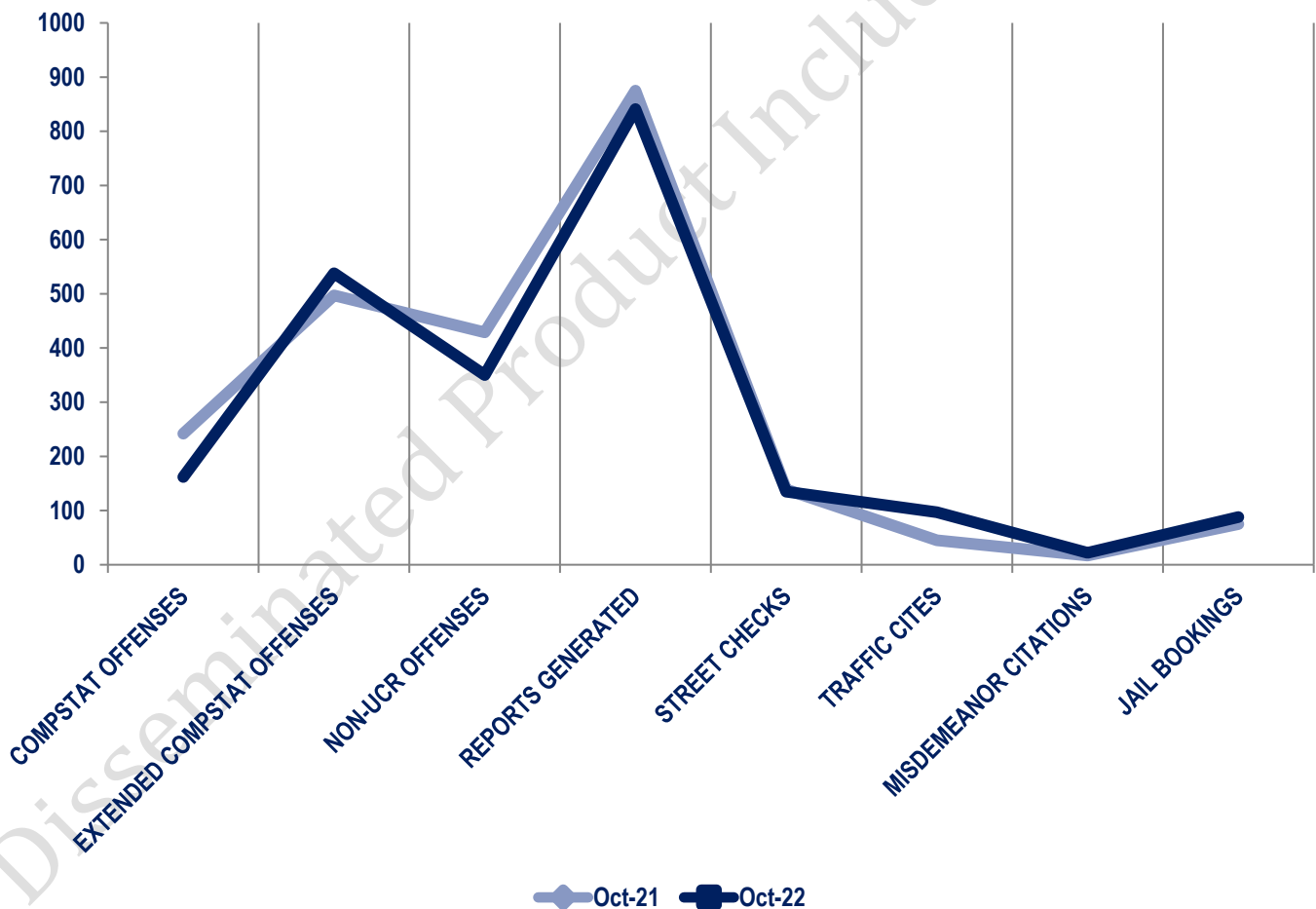
Other Event Totals



Combined Offense/Event Trends

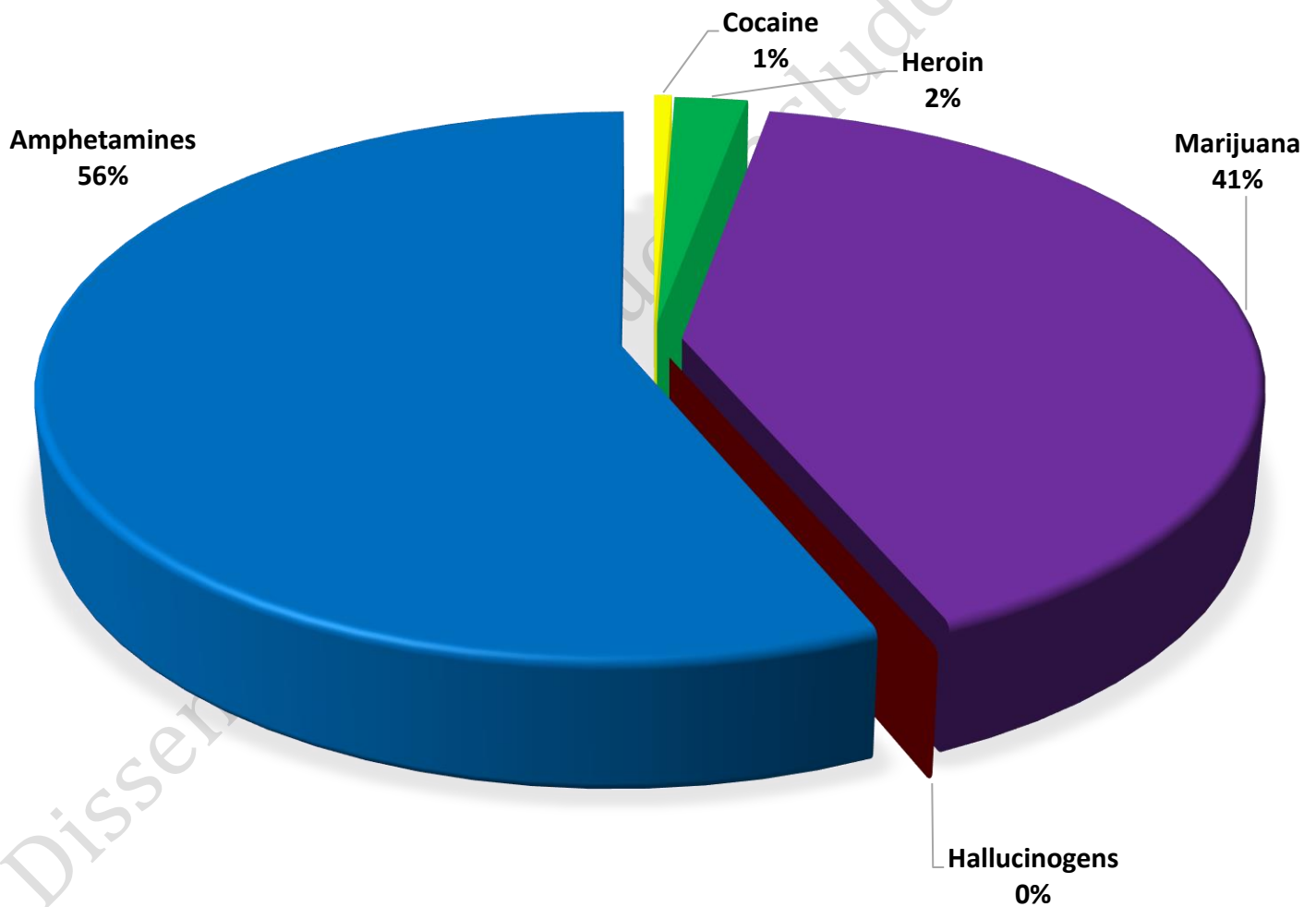
*Street checks include private impounds

	OCT 2021	OCT 2022
CompStat Offenses	242	162
Extended CompStat Offenses	497	538
Non-UCR Offenses	429	350
Reports Generated	875	841
Street Checks	139	135
Traffic Cites	45	97
Misdemeanor Citations	17	22
Jail Bookings	75	88

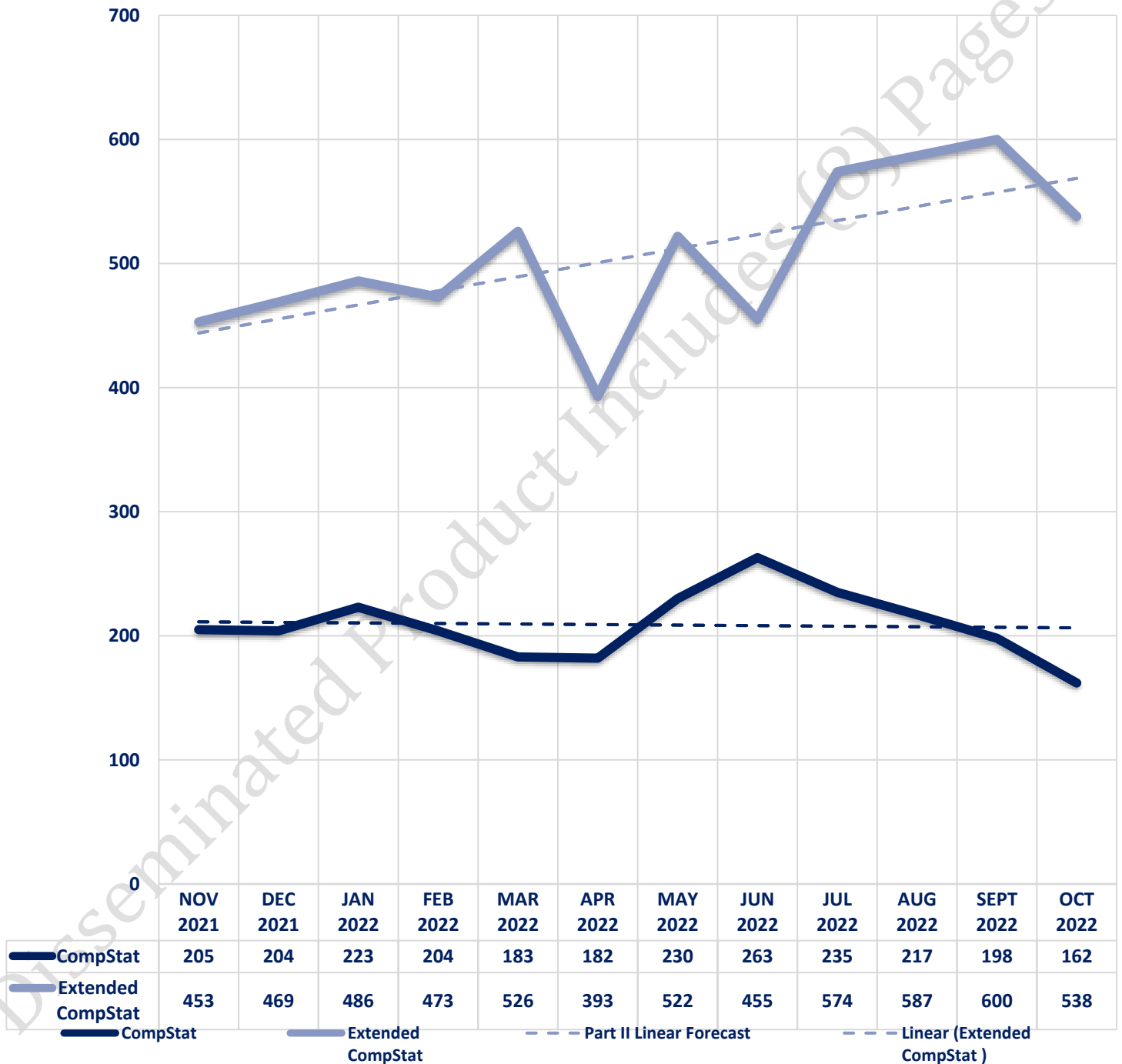


Seized Drugs

TYPE	DOSES	STREET VALUE
Cocaine	199.0	\$ 1,393.00
Heroin	814.9	\$ 6,071.01
Marijuana	14019.4	\$ 46,544.29
Hallucinogens	0.0	\$ -
Amphetamines	19479.2	\$ 136,354.26
TOTAL	34512.4	\$ 190,362.56



CompStat & Extended CompStat Offenses - One Year





CITY COUNCIL DISTRICT #2

MONTHLY OFFENSE SUMMARY

November 2022

These figures represent preliminary counts of original Police Incident Reports and include all offenses within the above listed City Council District only. Full statistical analysis to determine the confidence level of this data has not been performed. The results contained herein are approximate in relation to the listed area and may not fully coincide with data shown in other areas of SLCPD's Crime Statistics page such as Calls for Service, Crimes Trending, and Crime Reports due to and reflective of departmental procedures that were in place at the time the event occurred and the date this data was compiled. Results displayed are not distinguished as attempted or completed crimes, do not include other calls for police service, and only represent police service where a report was made. Police Incident Reports are classified by primary offense categories as defined by the Uniform Crime Reporting (UCR) system, however for this report all offenses are included, and each incident may have more than one offense listed on it. In cases where there is more than one offense listed, all offenses are counted individually. Although every reasonable verification effort is made, the accuracy of any data is subject to the constraints of the report generation process as well as the manner, format, and point in time of any query.

COMPSTAT OFFENSES: (Part I)

Chosen by the FBI as Part I Offenses because they are serious crimes that occur with regularity in all areas of the country and are likely to be reported to Police.

EXTENDED COMPSTAT OFFENSES: (Part II)

All other crimes other than the eight CompStat Offenses. The Uniform Crime Reporting Program gathers only arrest data for these offenses, however, SLCPD results displayed in this document display all of these, regardless of the presence of arrest data.

ALL OTHER OFFENSES:

Under the Extended CompStat Offense section, 'All Other Offenses' include Peeping Tom, Trespass, Kidnap/Abduction, Pornography, Extortion/Blackmail, Bribery, Warrants, Sexual Offenses, Obstruction, Public Peace, and Hit & Run.

NON-UCR OFFENSES:

Non-UCR Offenses include reports for all other offenses not classified as a CompStat or Extended CompStat Offense. Results displayed separate some of these offenses such as Ambulance Calls, Deaths, Missing Persons, Suicides, Suspicious Activity, and Traffic Accidents.

ALL OTHER NON-UCR:

Under the Non-UCR category, 'All Other' include the remainder of offenses not classified as CompStat or CompStat Extended and not separated from the Non-UCR Offenses. These include things such as Loud Parties, Barking Dogs, Mentally Ill Subjects, Citizen Assistance, etc.

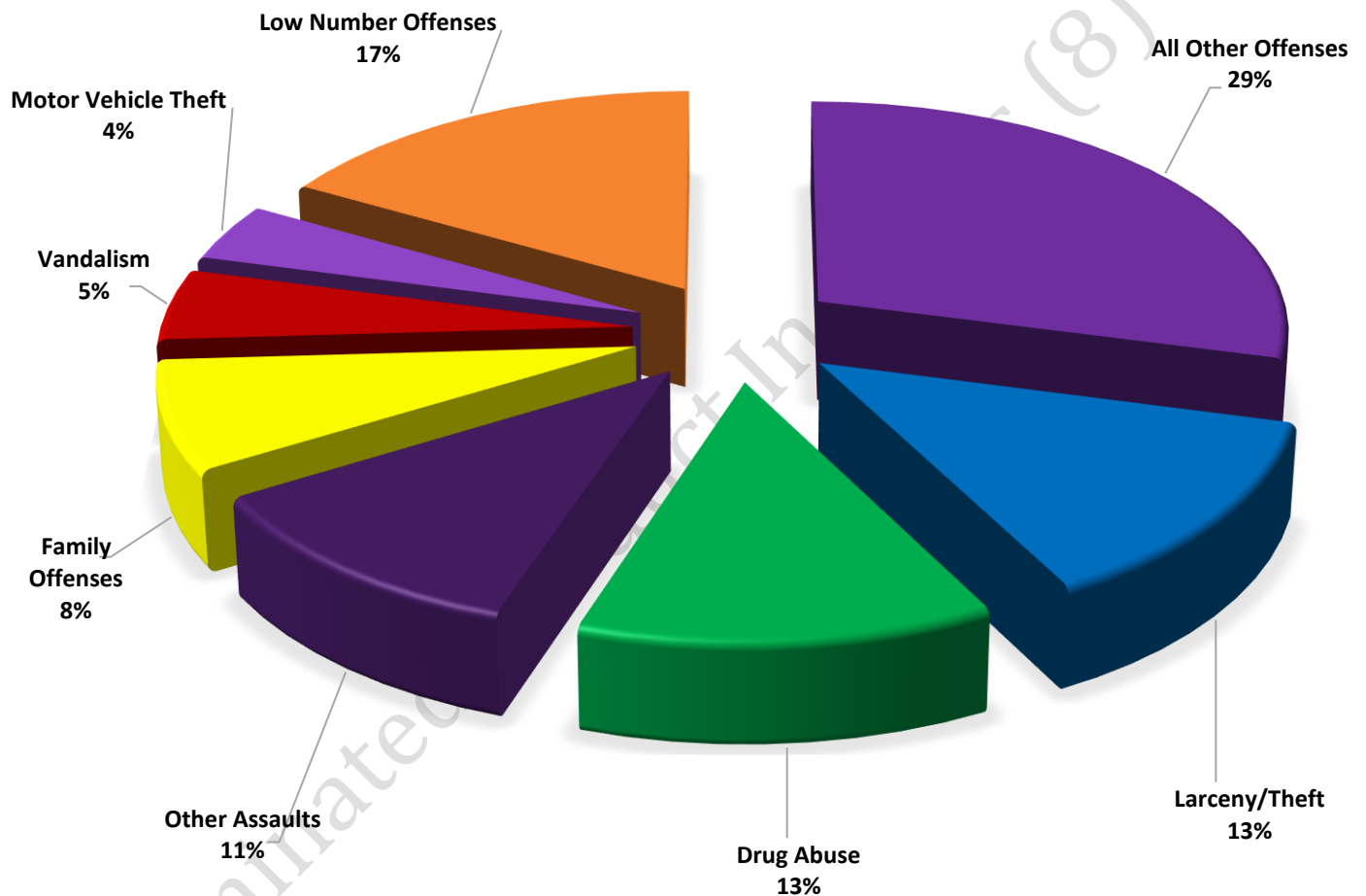
LOW NUMBER OFFENSES:

On page two, in the interest of space and allowing for easier viewing, the category titled 'Low Number Offenses' include CompStat and Extended CompStat Offenses from page one that have totals under the amount of 18.

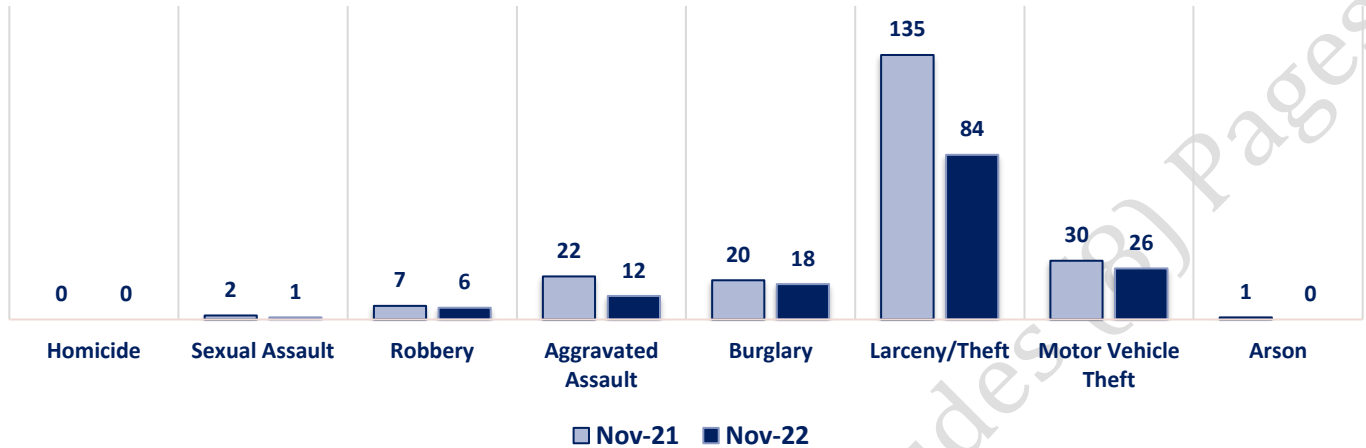
Offenses

COMPSTAT OFFENSES	VIOLENT	Offense	Nov-21	Nov-22	EXTENDED COMPSTAT OFFENSES
		Homicide	0	0	
		Sexual Assault	2	1	
		Robbery	7	6	
		Aggravated Assault	22	12	
		Burglary	20	18	
		Larceny/Theft	135	84	
		Motor Vehicle Theft	30	26	
		Arson	1	0	
NON-UCR OFFENSES	PROPERTY	COMPSTAT TOTALS	217	147	
		Ambulance Calls	24	17	EXTENDED COMPSTAT OFFENSES
		Deaths	3	4	
		Missing Persons	0	2	
		Suicides	1	0	
		Suspicious Activity	22	30	
		Traffic Accidents	83	71	
		All Other	225	206	
		NON-UCR TOTALS	358	330	
TOTALS		COMPSTAT OFFENSES	217	147	EXTENDED COMPSTAT OFFENSES
		EXTENDED COMPSTAT OFFENSES	481	486	
		NON-UCR OFFENSES	358	330	
		TOTAL	1056	963	

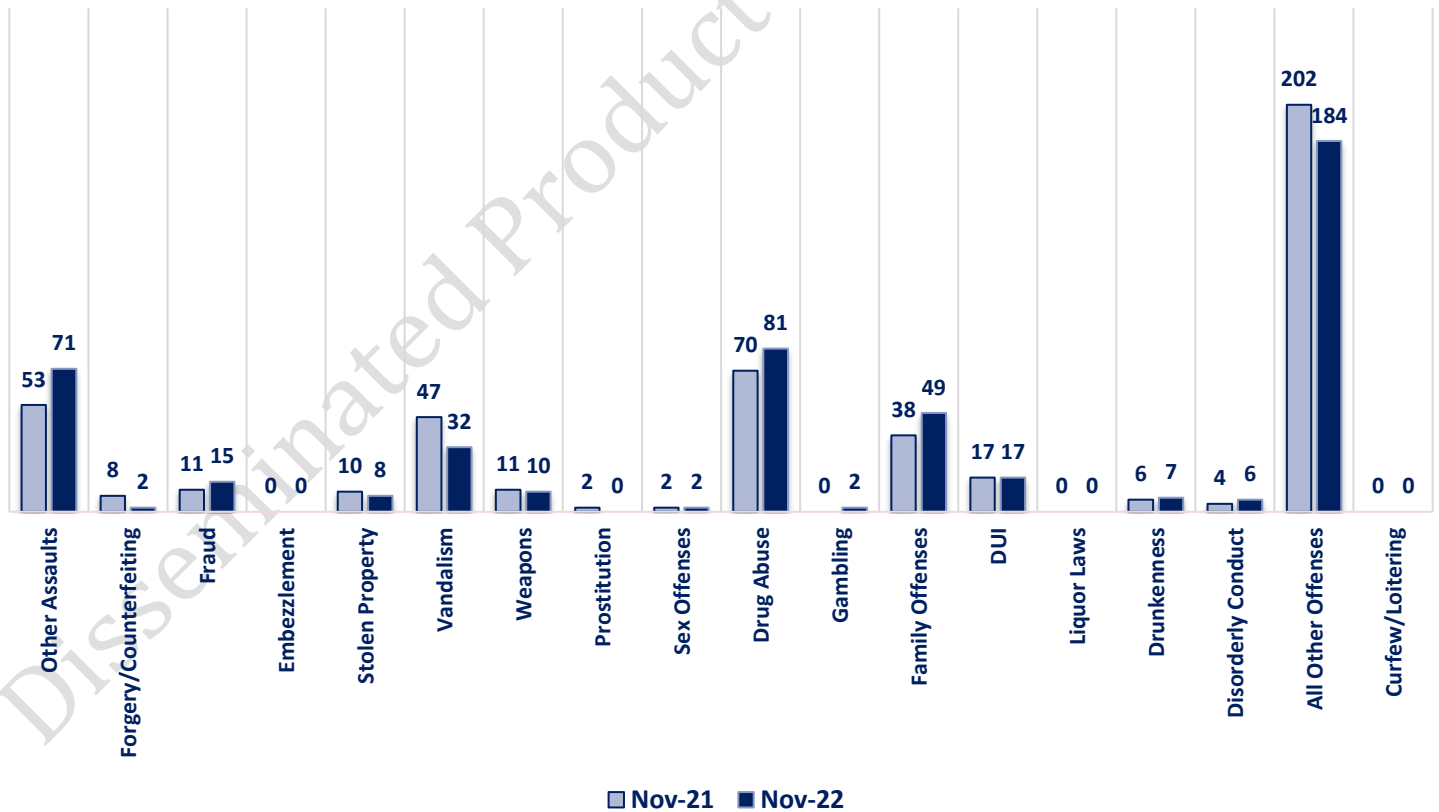
**NOVEMBER 2022 - COMPSTAT AND EXTENDED COMPSTAT
OFFENSE PERCENTAGES**



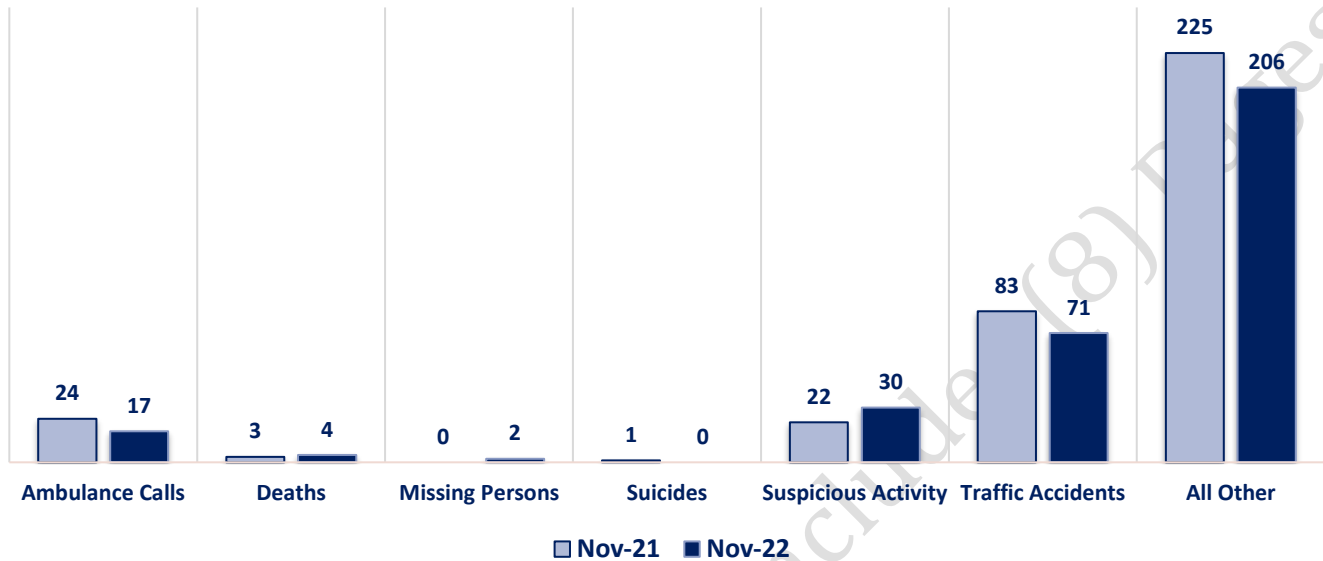
CompStat Offenses



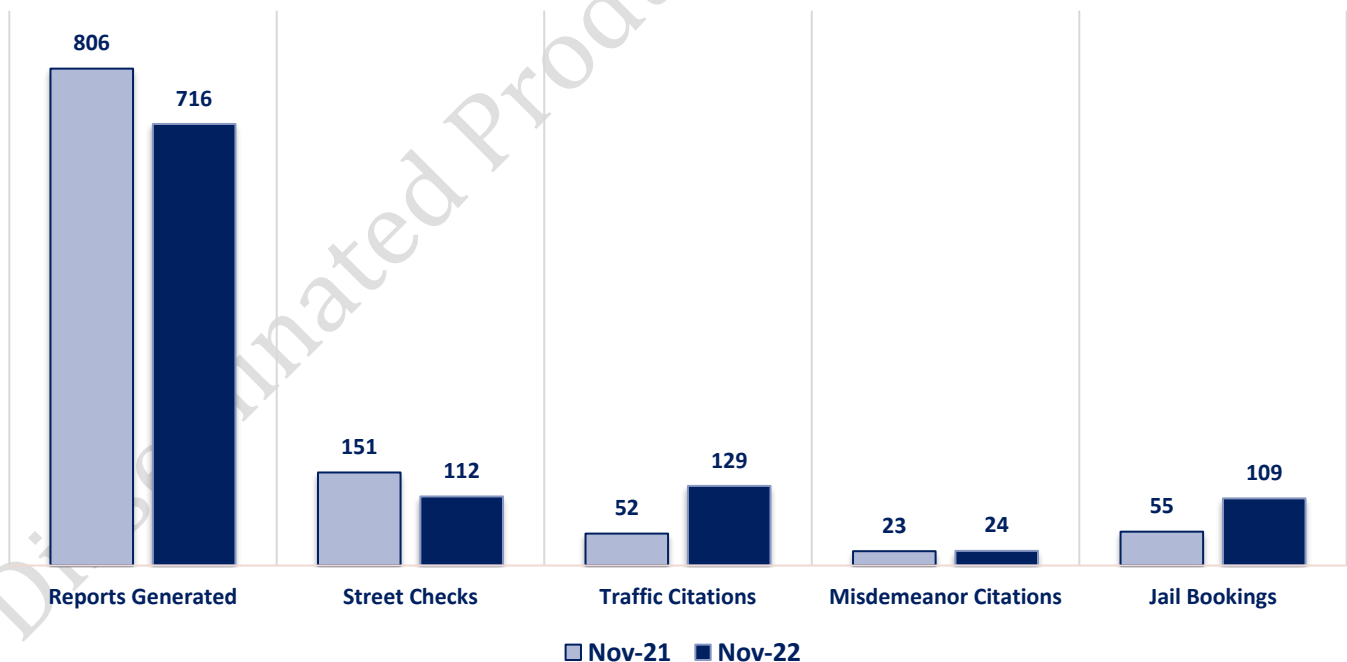
Extended CompStat Offenses



Non-UCR Offenses



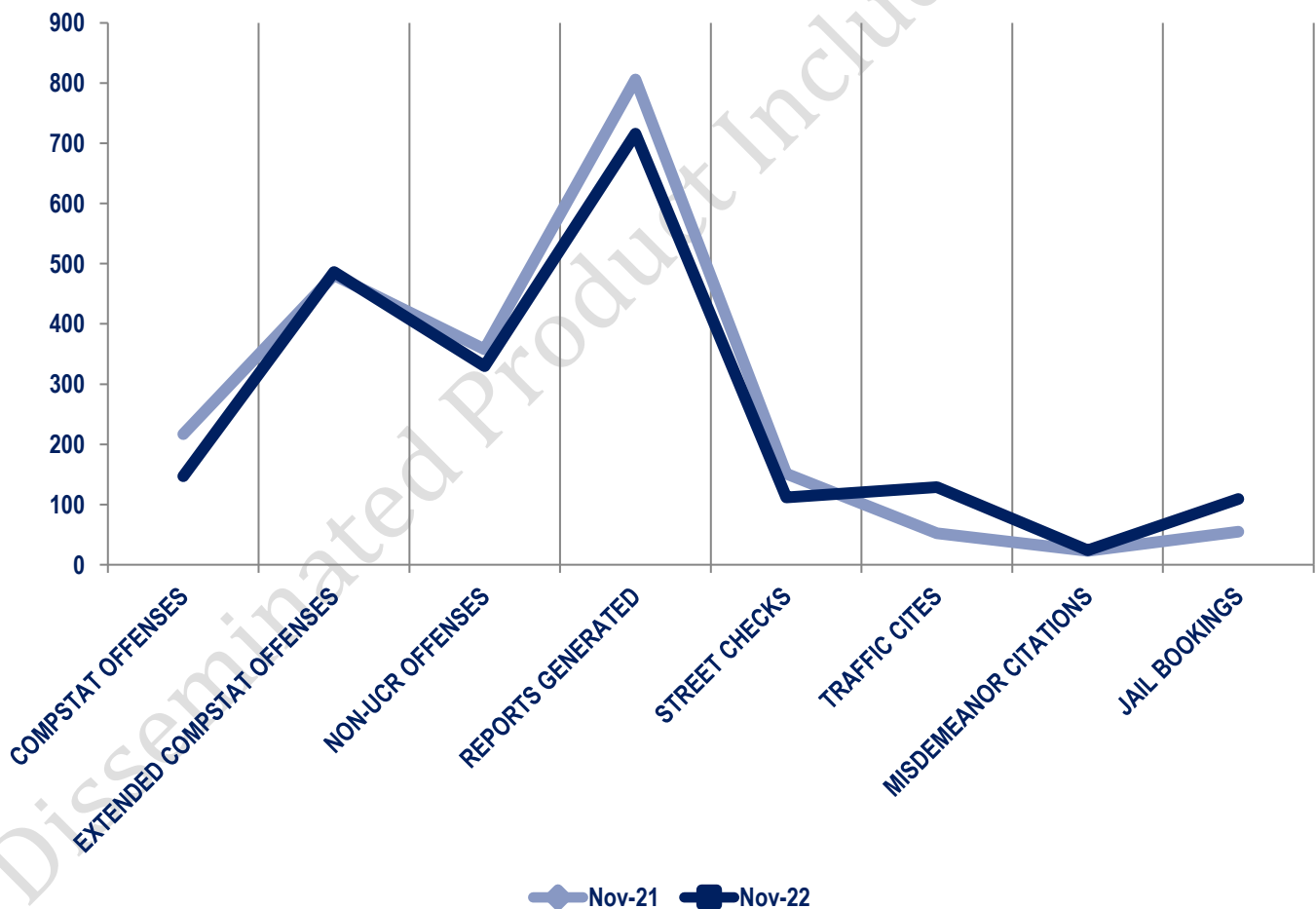
Other Event Totals



Combined Offense/Event Trends

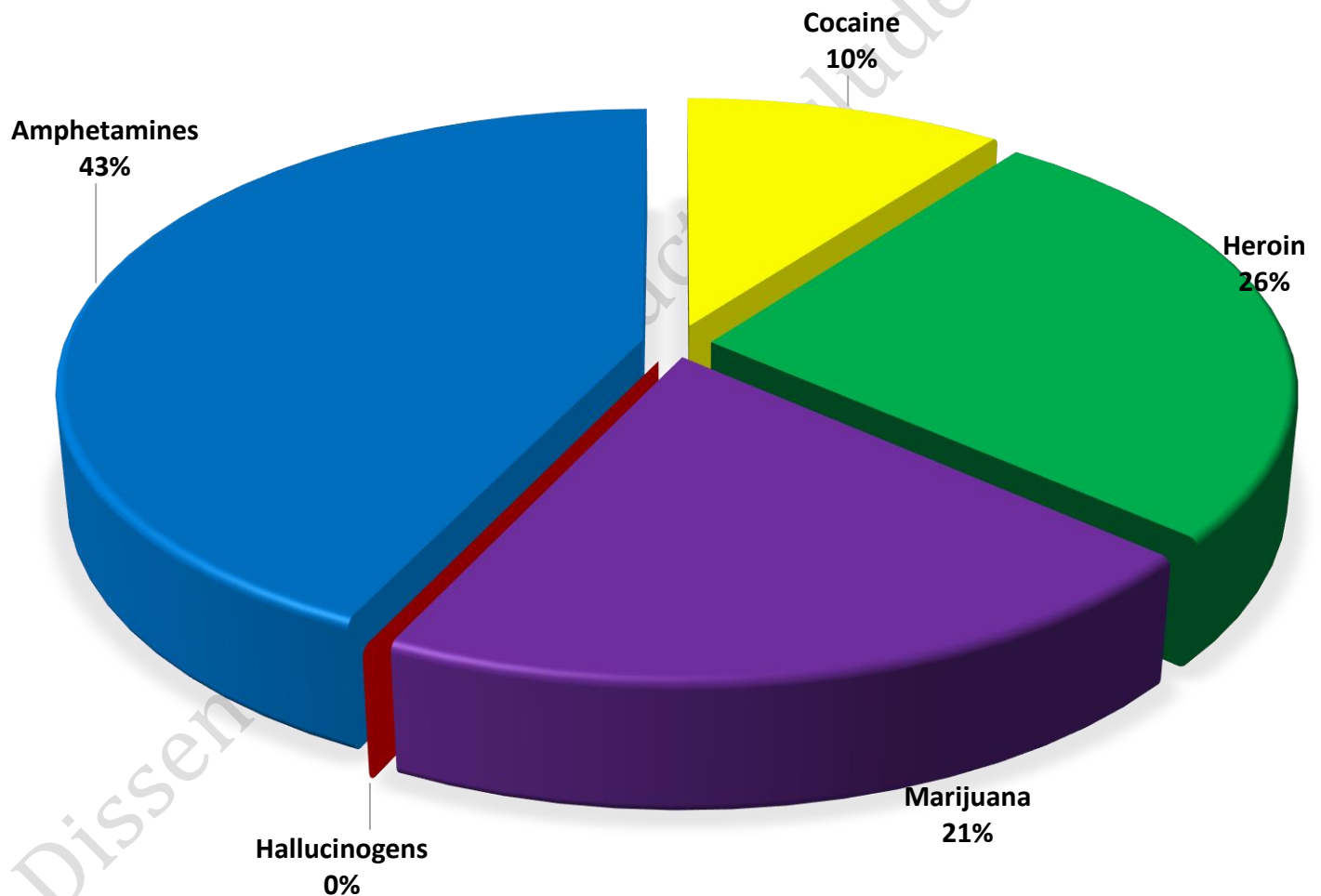
*Street checks include private impounds

	NOV 2021	NOV 2022
CompStat Offenses	217	147
Extended CompStat Offenses	481	486
Non-UCR Offenses	358	330
Reports Generated	806	716
Street Checks	151	112
Traffic Cites	52	129
Misdemeanor Citations	23	24
Jail Bookings	55	109

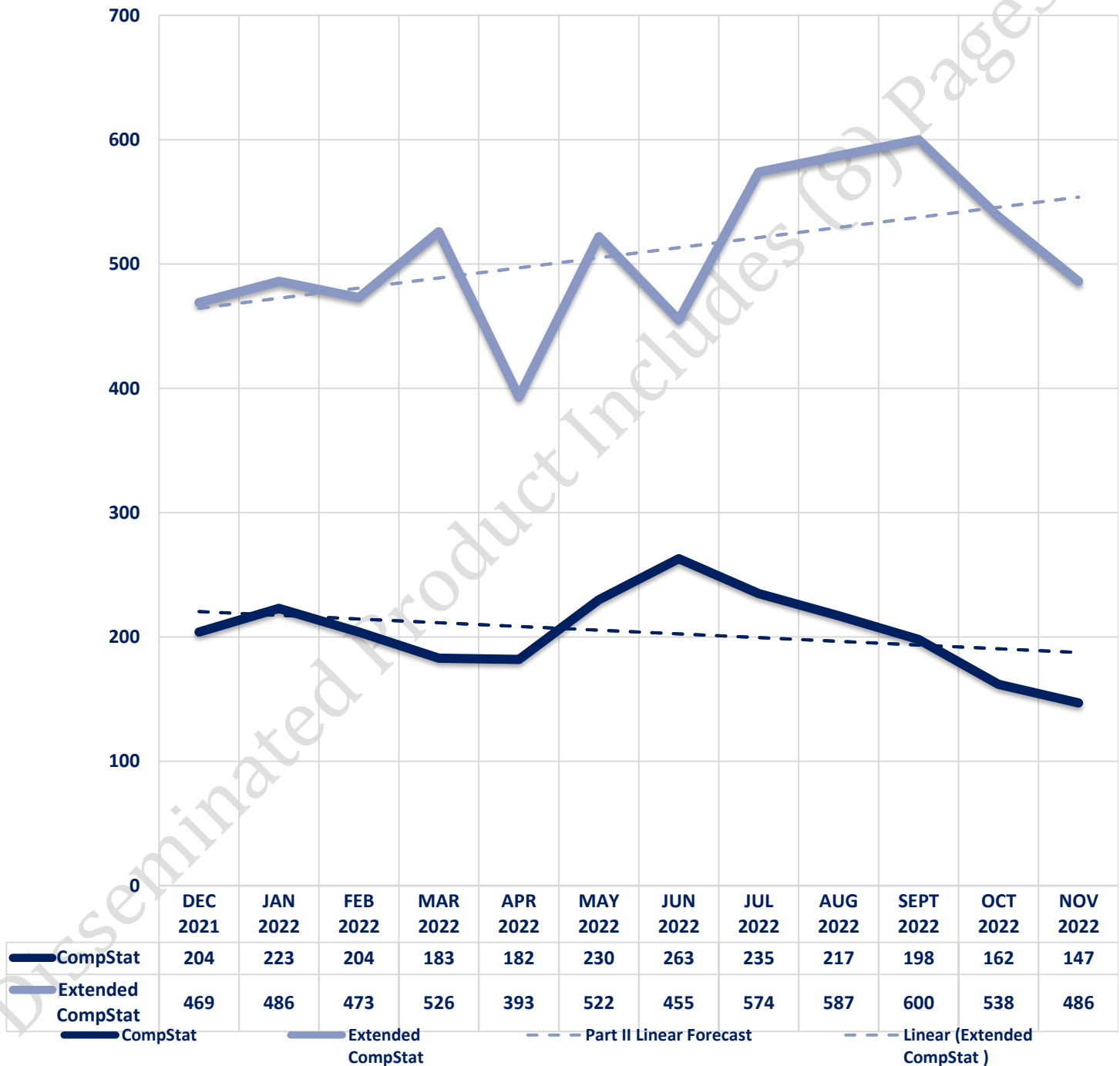


Seized Drugs

TYPE	DOSES	STREET VALUE
Cocaine	270.0	\$ 1,890.00
Heroin	689.0	\$ 5,133.05
Marijuana	541.8	\$ 1,798.78
Hallucinogens	0.0	\$ -
Amphetamines	1127.2	\$ 7,890.40
TOTAL	2628.0	\$ 16,712.23



CompStat & Extended CompStat Offenses - One Year





CITY COUNCIL DISTRICT #2

MONTHLY OFFENSE SUMMARY

December 2022

These figures represent preliminary counts of original Police Incident Reports and include all offenses within the above listed City Council District only. Full statistical analysis to determine the confidence level of this data has not been performed. The results contained herein are approximate in relation to the listed area and may not fully coincide with data shown in other areas of SLCPD's Crime Statistics page such as Calls for Service, Crimes Trending, and Crime Reports due to and reflective of departmental procedures that were in place at the time the event occurred and the date this data was compiled. Results displayed are not distinguished as attempted or completed crimes, do not include other calls for police service, and only represent police service where a report was made. Police Incident Reports are classified by primary offense categories as defined by the Uniform Crime Reporting (UCR) system, however for this report all offenses are included, and each incident may have more than one offense listed on it. In cases where there is more than one offense listed, all offenses are counted individually. Although every reasonable verification effort is made, the accuracy of any data is subject to the constraints of the report generation process as well as the manner, format, and point in time of any query.

COMPSTAT OFFENSES: (Part I)

Chosen by the FBI as Part I Offenses because they are serious crimes that occur with regularity in all areas of the country and are likely to be reported to Police.

EXTENDED COMPSTAT OFFENSES: (Part II)

All other crimes other than the eight CompStat Offenses. The Uniform Crime Reporting Program gathers only arrest data for these offenses, however, SLCPD results displayed in this document display all of these, regardless of the presence of arrest data.

ALL OTHER OFFENSES:

Under the Extended CompStat Offense section, 'All Other Offenses' include Peeping Tom, Trespass, Kidnap/Abduction, Pornography, Extortion/Blackmail, Bribery, Warrants, Sexual Offenses, Obstruction, Public Peace, and Hit & Run.

NON-UCR OFFENSES:

Non-UCR Offenses include reports for all other offenses not classified as a CompStat or Extended CompStat Offense. Results displayed separate some of these offenses such as Ambulance Calls, Deaths, Missing Persons, Suicides, Suspicious Activity, and Traffic Accidents.

ALL OTHER NON-UCR:

Under the Non-UCR category, 'All Other' include the remainder of offenses not classified as CompStat or CompStat Extended and not separated from the Non-UCR Offenses. These include things such as Loud Parties, Barking Dogs, Mentally Ill Subjects, Citizen Assistance, etc.

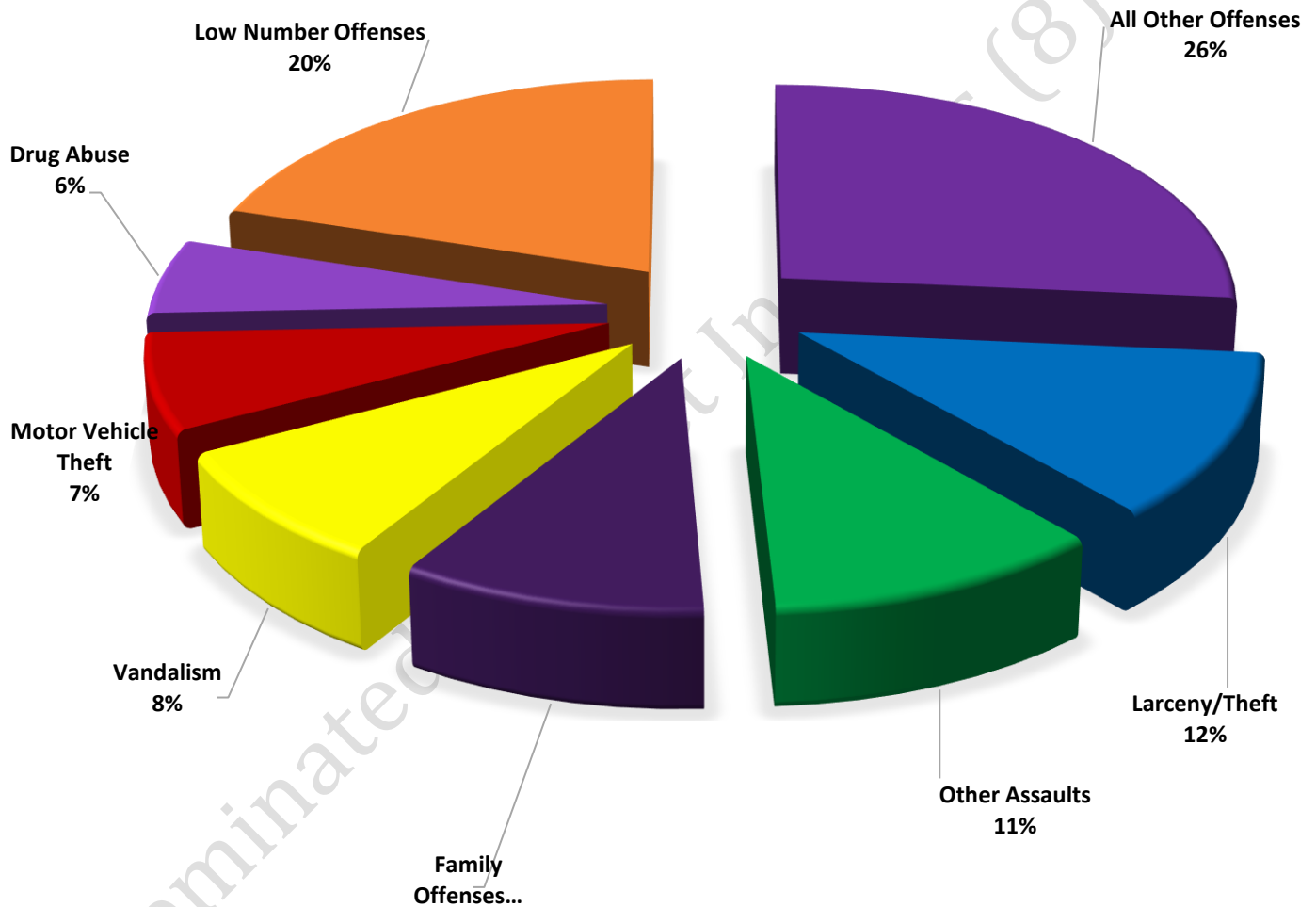
LOW NUMBER OFFENSES:

On page two, in the interest of space and allowing for easier viewing, the category titled 'Low Number Offenses' include CompStat and Extended CompStat Offenses from page one that have totals under the amount of 17.

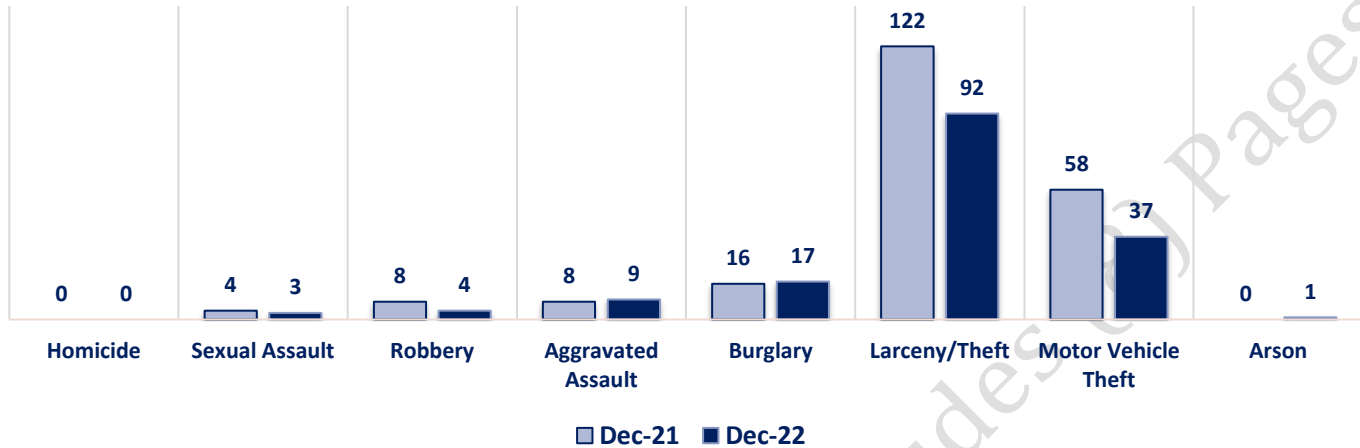
Offenses

COMPSTAT OFFENSES	VIOLENT	Offense	Dec-21	Dec-22	OFFENSE	Dec-21	Dec-22
		Homicide	0	0	Other Assaults	37	41
		Sexual Assault	1	0	Forgery/Counterfeiting	3	3
		Robbery	3	1	Fraud	11	11
	Aggravated Assault	3	13	Embezzlement	0	0	
	Burglary	6	9	Stolen Property	8	9	
	Larceny/Theft	76	46	Vandalism	22	32	
	Motor Vehicle Theft	19	27	Weapons	4	6	
	Arson	0	0	Prostitution	1	0	
	COMPSTAT TOTALS	108	96	Sex Offenses	2	2	
	NON-UCR OFFENSES	Ambulance Calls	18	21	Drug Abuse	30	21
		Deaths	4	3	Gambling	0	0
Missing Persons		2	6	Family Offenses	40	37	
Suicides		0	1	DUI	8	4	
Suspicious Activity		9	15	Liquor Laws	0	1	
Traffic Accidents		33	29	Drunkenness	2	6	
All Other		149	158	Disorderly Conduct	4	12	
NON-UCR TOTALS		215	233	All Other Offenses	85	101	
TOTALS	COMPSTAT OFFENSES	108	96	Curfew/Loitering	0	0	
	EXTENDED COMPSTAT OFFENSES	257	286	EXTENDED COMPSTAT TOTALS	257	286	
	NON-UCR OFFENSES	215	233				
	TOTAL	580	615				

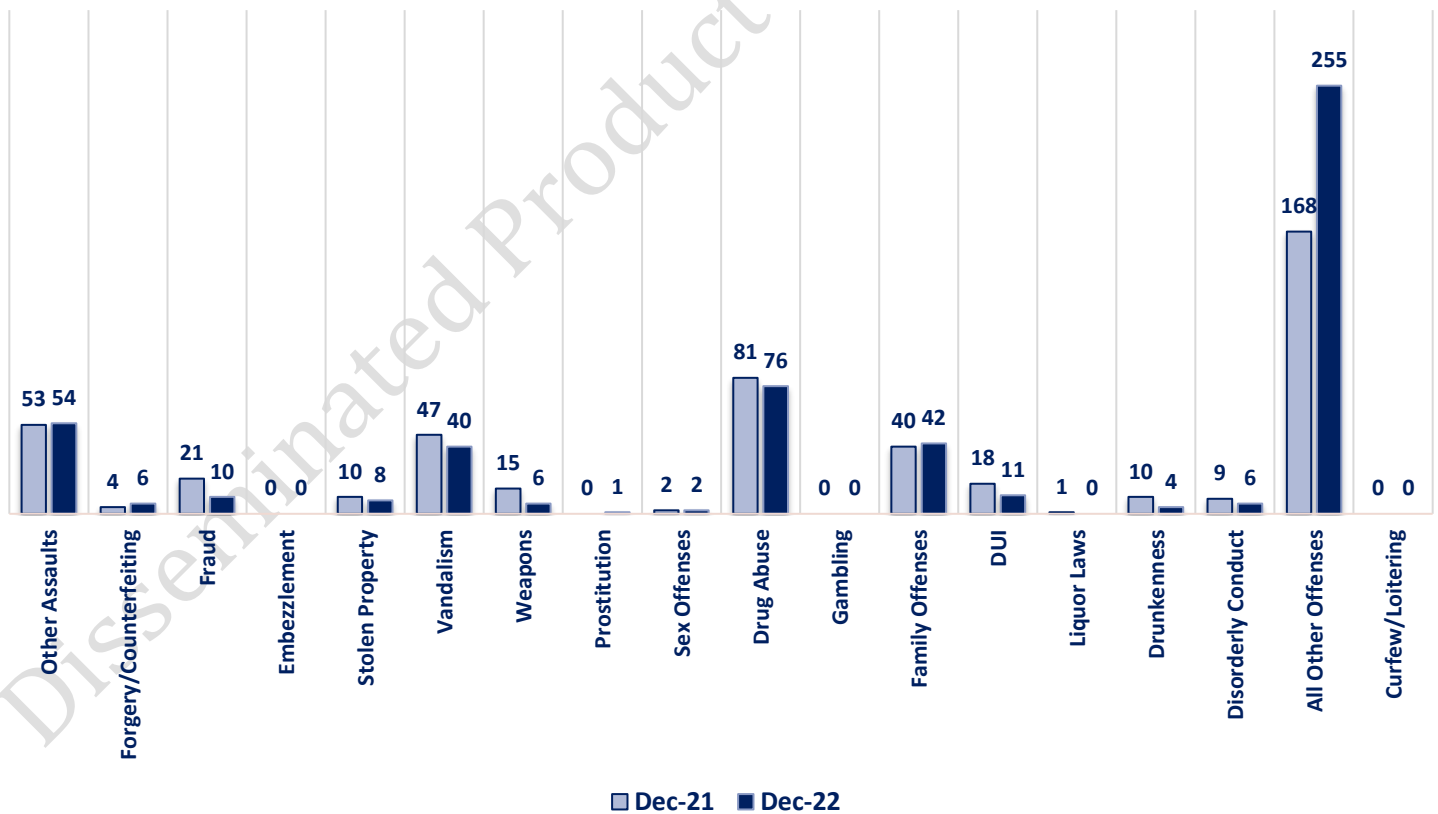
**DECEMBER 2022 - COMPSTAT AND EXTENDED COMPSTAT
OFFENSE PERCENTAGES**



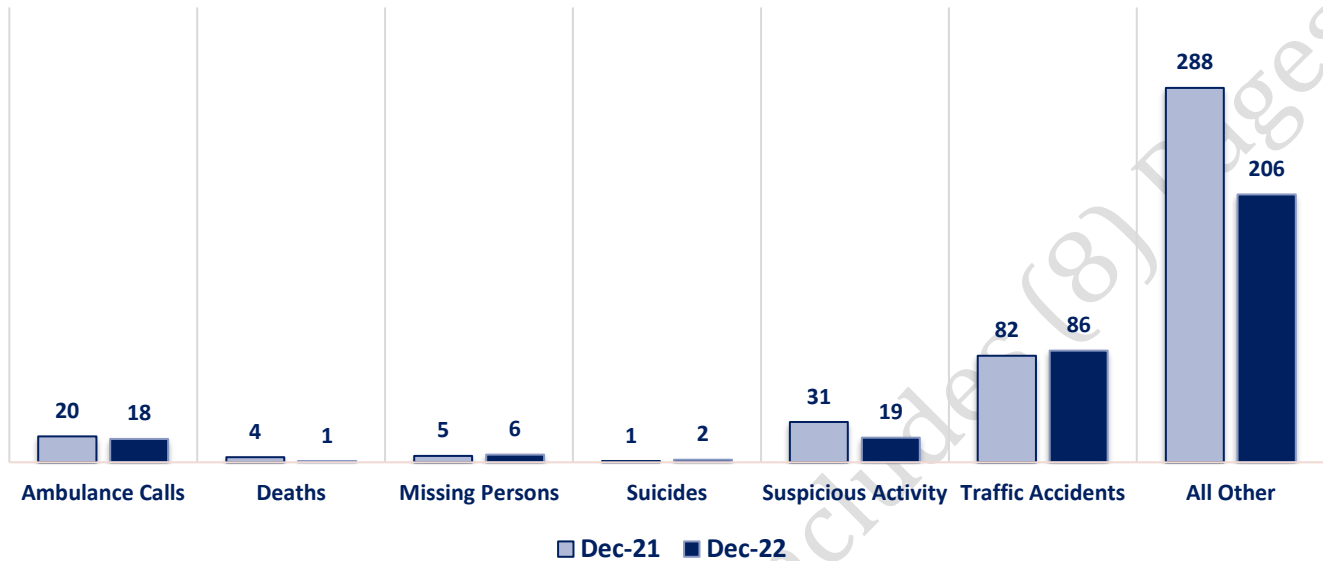
CompStat Offenses



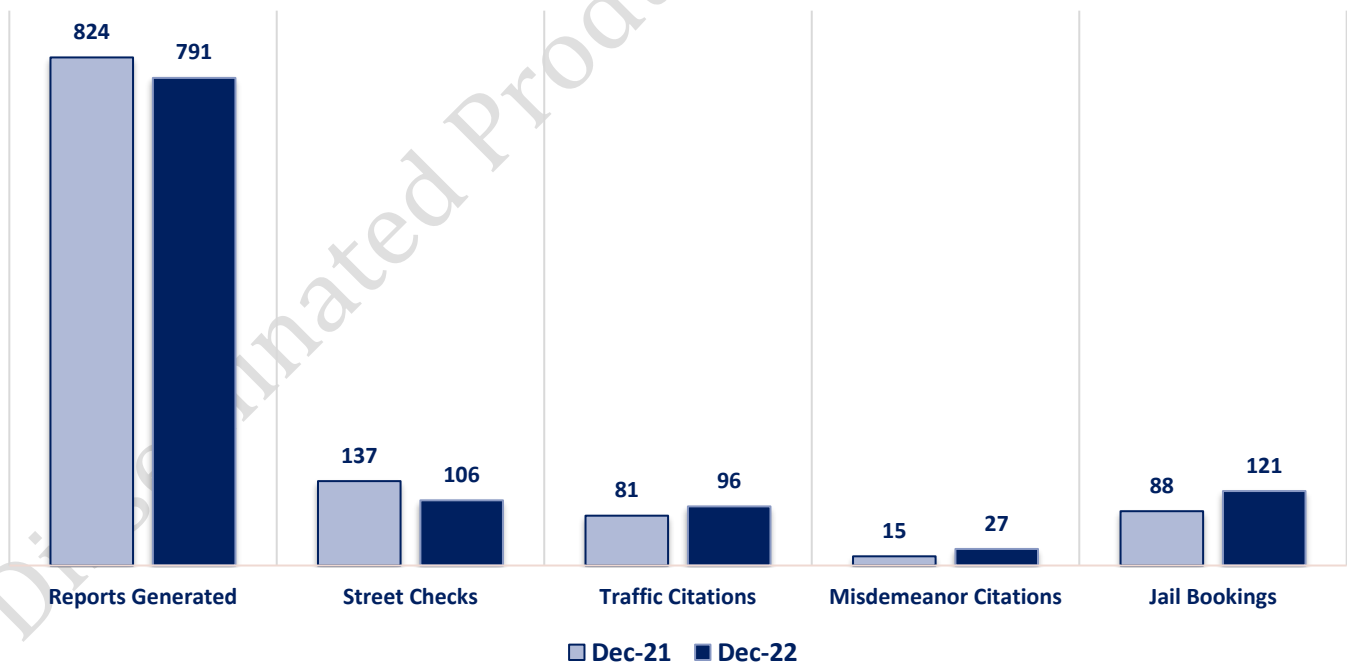
Extended CompStat Offenses



Non-UCR Offenses



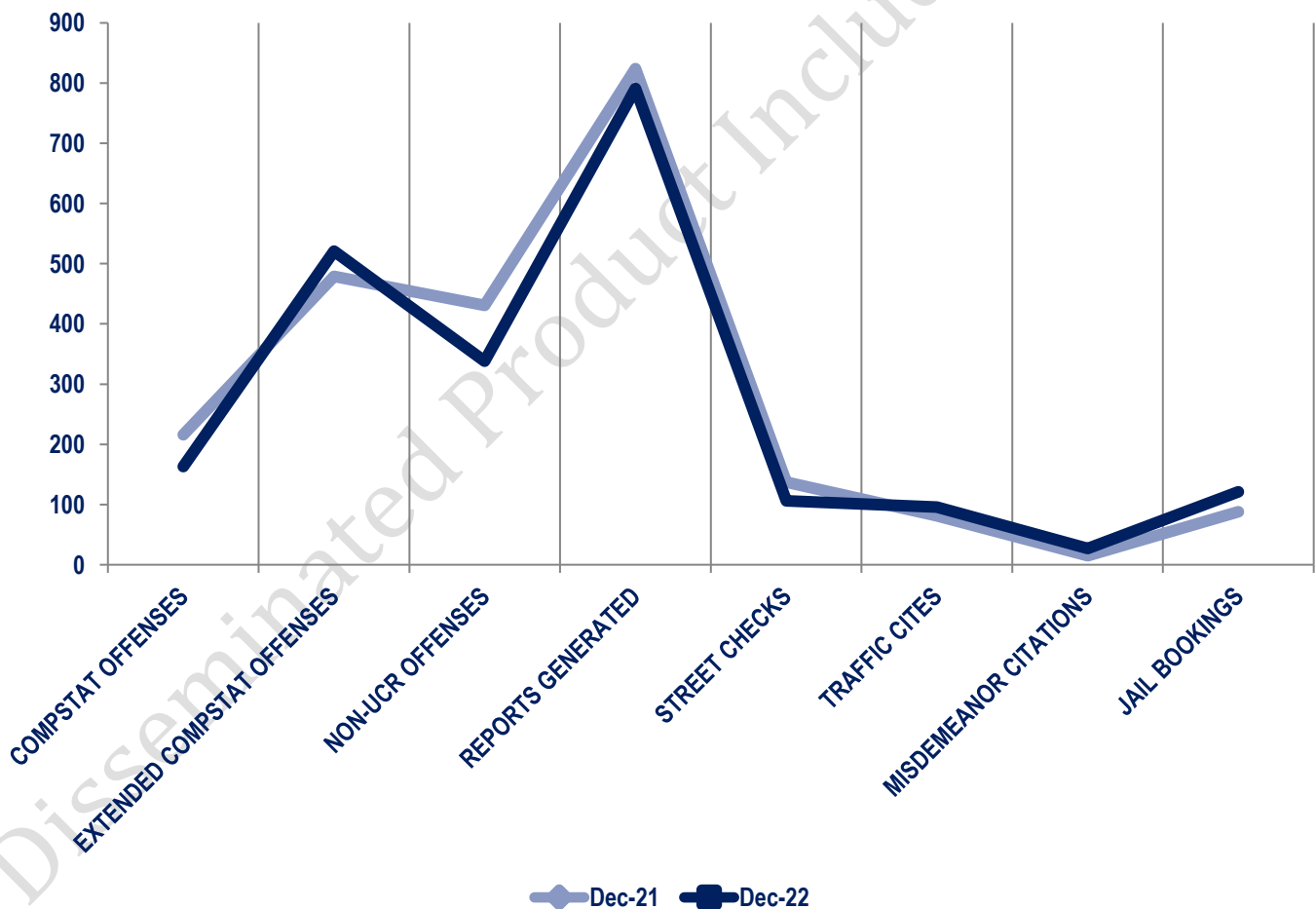
Other Event Totals



Combined Offense/Event Trends

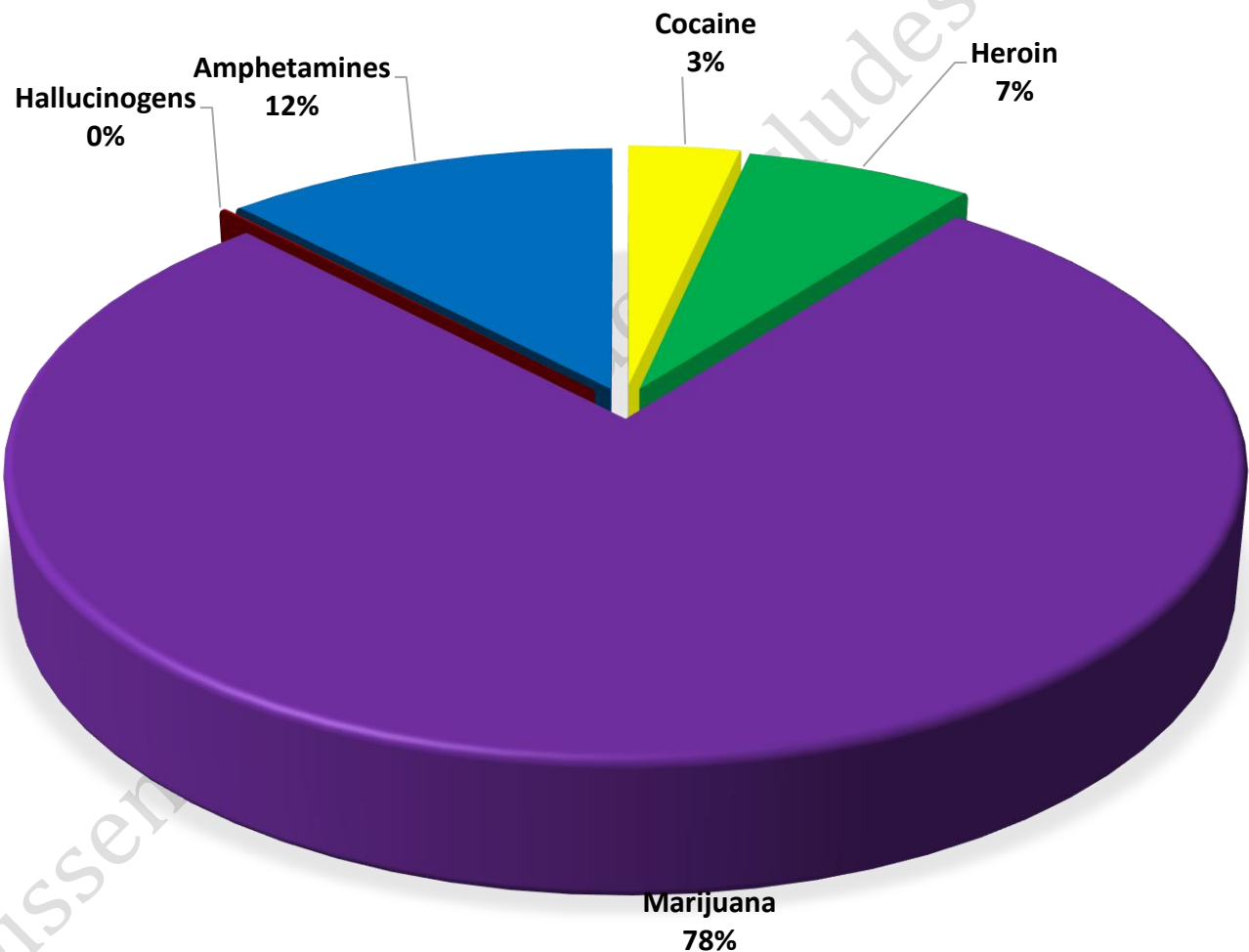
*Street checks include private impounds

	DEC 2021	DEC 2022
CompStat Offenses	108	96
Extended CompStat Offenses	257	286
Non-UCR Offenses	215	233
Reports Generated	444	481
Street Checks	91	150
Traffic Cites	16	36
Misdemeanor Citations	7	10
Jail Bookings	33	46



Seized Drugs

TYPE	DOSES	STREET VALUE
Cocaine	201.0	\$ 1,407.00
Heroin	407.0	\$ 3,032.15
Marijuana	4520.6	\$ 15,008.55
Hallucinogens	4.0	\$ 8.00
Amphetamines	704.0	\$ 4,928.00
TOTAL	5836.6	\$ 24,383.70



CompStat & Extended CompStat Offenses - One Year

