



CITY COUNCIL DISTRICT #3

MONTHLY OFFENSE SUMMARY

January 2022

These figures represent preliminary counts of original Police Incident Reports and include all offenses within the above listed City Council District only. Full statistical analysis to determine the confidence level of this data has not been performed. The results contained herein are approximate in relation to the listed area and may not fully coincide with data shown in other areas of SLCPD's Crime Statistics page such as Calls for Service, Crimes Trending, and Crime Reports due to and reflective of departmental procedures that were in place at the time the event occurred and the date this data was compiled. Results displayed are not distinguished as attempted or completed crimes, do not include other calls for police service, and only represent police service where a report was made. Police Incident Reports are classified by primary offense categories as defined by the Uniform Crime Reporting (UCR) system, however for this report all offenses are included, and each incident may have more than one offense listed on it. In cases where there is more than one offense listed, all offenses are counted individually. Although every reasonable verification effort is made, the accuracy of any data is subject to the constraints of the report generation process as well as the manner, format, and point in time of any query.

COMPSTAT OFFENSES: (Part I)

Chosen by the FBI as Part I Offenses because they are serious crimes that occur with regularity in all areas of the country and are likely to be reported to Police.

EXTENDED COMPSTAT OFFENSES: (Part II)

All other crimes other than the eight CompStat Offenses. The Uniform Crime Reporting Program gathers only arrest data for these offenses, however, SLCPD results displayed in this document display all of these, regardless of the presence of arrest data.

ALL OTHER OFFENSES:

Under the Extended CompStat Offense section, 'All Other Offenses' include Peeping Tom, Trespass, Kidnap/Abduction, Pornography, Extortion/Blackmail, Bribery, Warrants, Sexual Offenses, Obstruction, Public Peace, and Hit & Run.

NON-UCR OFFENSES:

Non-UCR Offenses include reports for all other offenses not classified as a CompStat or Extended CompStat Offense. Results displayed separate some of these offenses such as Ambulance Calls, Deaths, Missing Persons, Suicides, Suspicious Activity, and Traffic Accidents.

ALL OTHER NON-UCR:

Under the Non-UCR category, 'All Other' include the remainder of offenses not classified as CompStat or CompStat Extended and not separated from the Non-UCR Offenses. These include things such as Loud Parties, Barking Dogs, Mentally Ill Subjects, Citizen Assistance, etc.

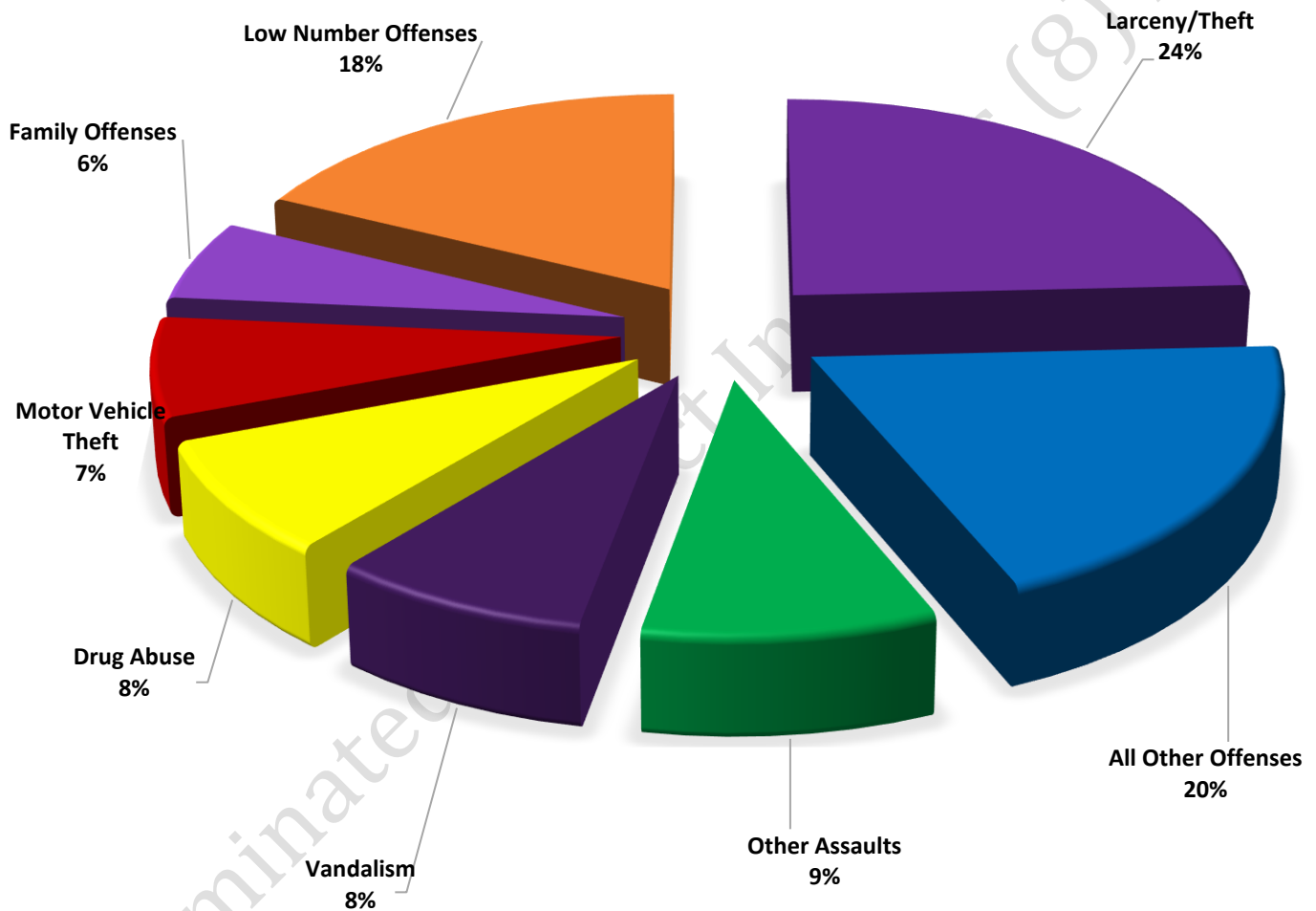
LOW NUMBER OFFENSES:

On page two, in the interest of space and allowing for easier viewing, the category titled 'Low Number Offenses' include CompStat and Extended CompStat Offenses from page one that have totals under the amount of 15.

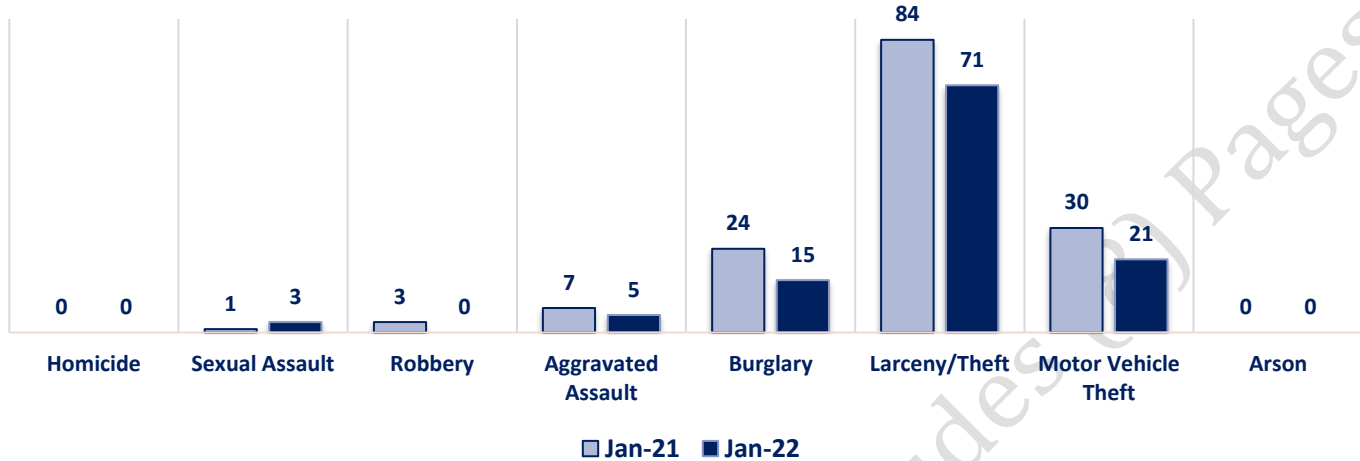
Offenses

COMPSTAT OFFENSES	VIOLENT	Offense	Jan-21	Jan-22	OFFENSE	Jan-21	Jan-22
		Homicide	0	0	Other Assaults	33	27
		Sexual Assault	1	3	Forgery/Counterfeiting	0	0
		Robbery	3	0	Fraud	10	11
	Aggravated Assault	7	5	Embezzlement	0	0	
	PROPERTY	Burglary	24	15	Stolen Property	1	2
		Larceny/Theft	84	71	Vandalism	27	24
		Motor Vehicle Theft	30	21	Weapons	4	2
		Arson	0	0	Prostitution	0	1
	COMPSTAT TOTALS	149	115	Sex Offenses	0	0	
NON-UCR OFFENSES	Ambulance Calls	8	13	Drug Abuse	13	24	
	Deaths	2	8	Gambling	0	0	
	Missing Persons	5	3	Family Offenses	42	17	
	Suicides	0	1	DUI	6	9	
	Suspicious Activity	22	18	Liquor Laws	0	2	
	Traffic Accidents	26	26	Drunkenness	2	2	
	All Other	108	101	Disorderly Conduct	8	0	
	NON-UCR TOTALS	171	170	All Other Offenses	43	57	
TOTALS	COMPSTAT OFFENSES	149	115	Curfew/Loitering	0	0	
	EXTENDED COMPSTAT OFFENSES	190	178	Runaway	1	0	
	NON-UCR OFFENSES	171	170	EXTENDED COMPSTAT TOTALS	190	178	
	TOTAL	510	463				

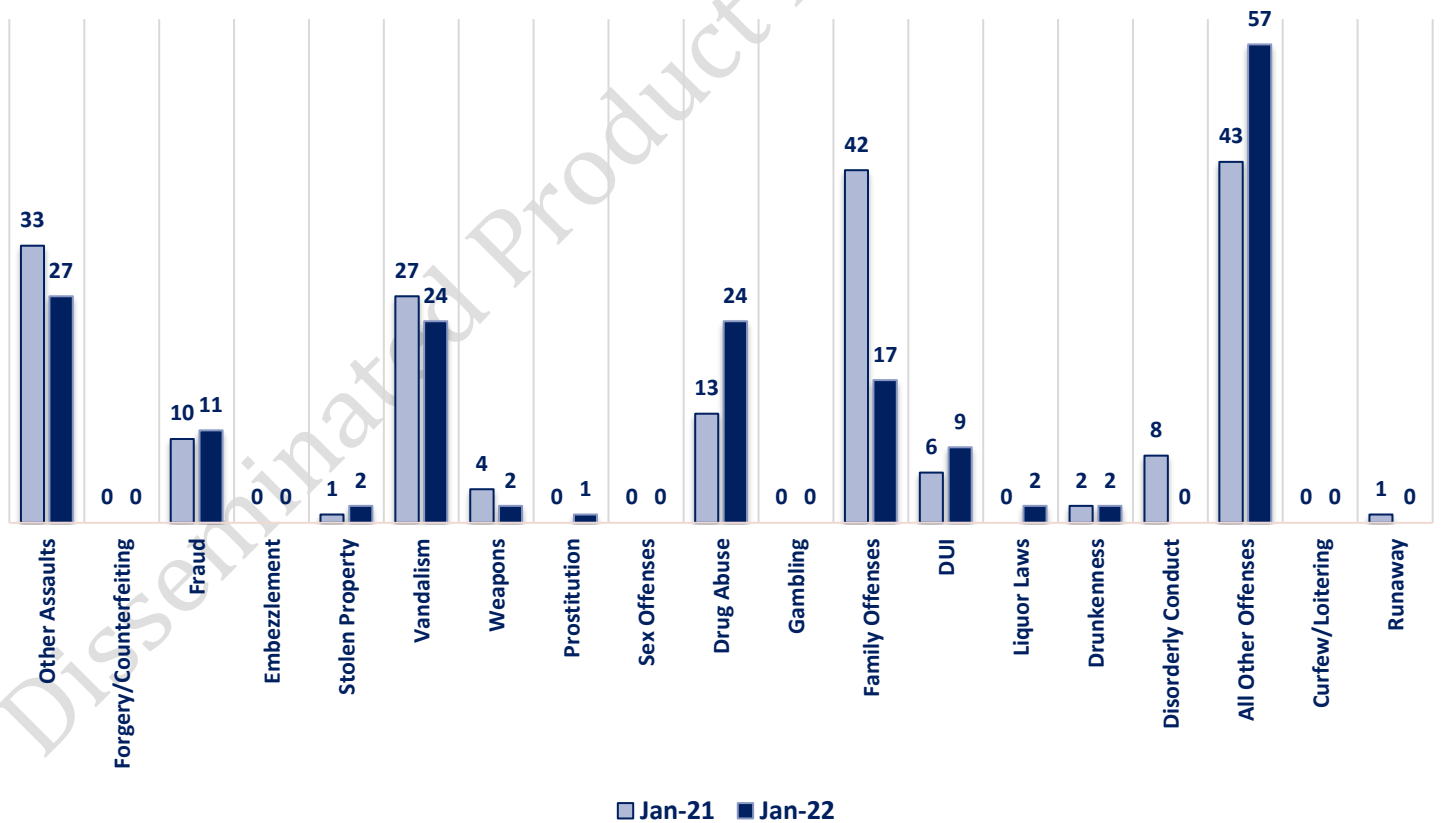
**JANUARY 2022 - COMPSTAT AND EXTENDED COMPSTAT
OFFENSE PERCENTAGES**



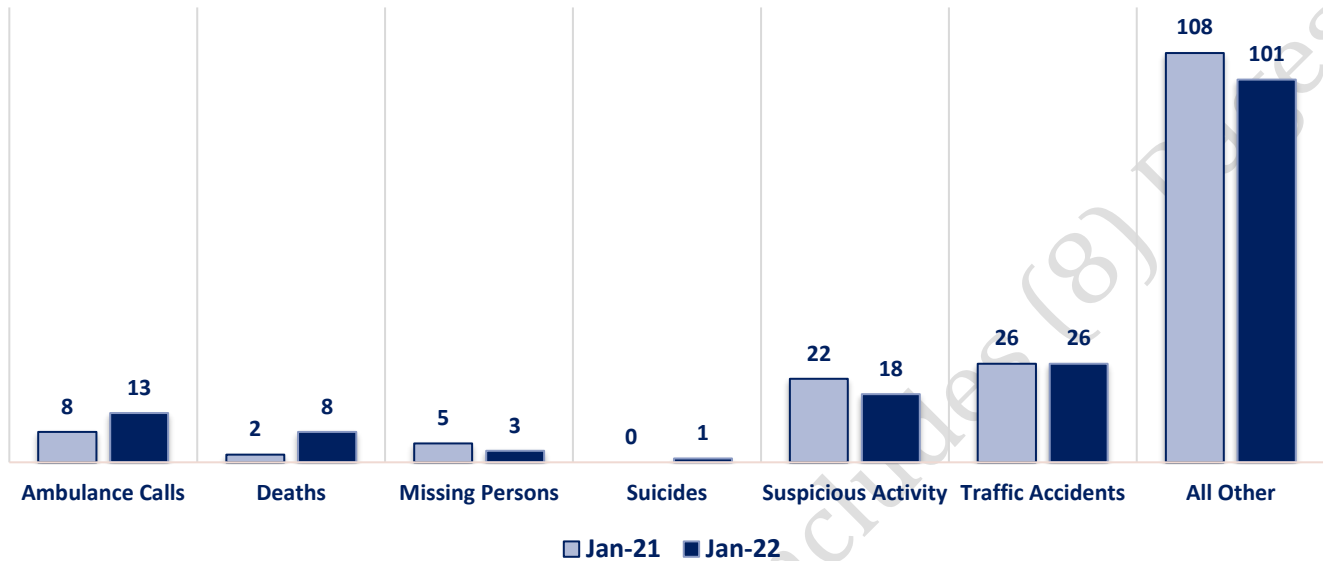
CompStat Offenses



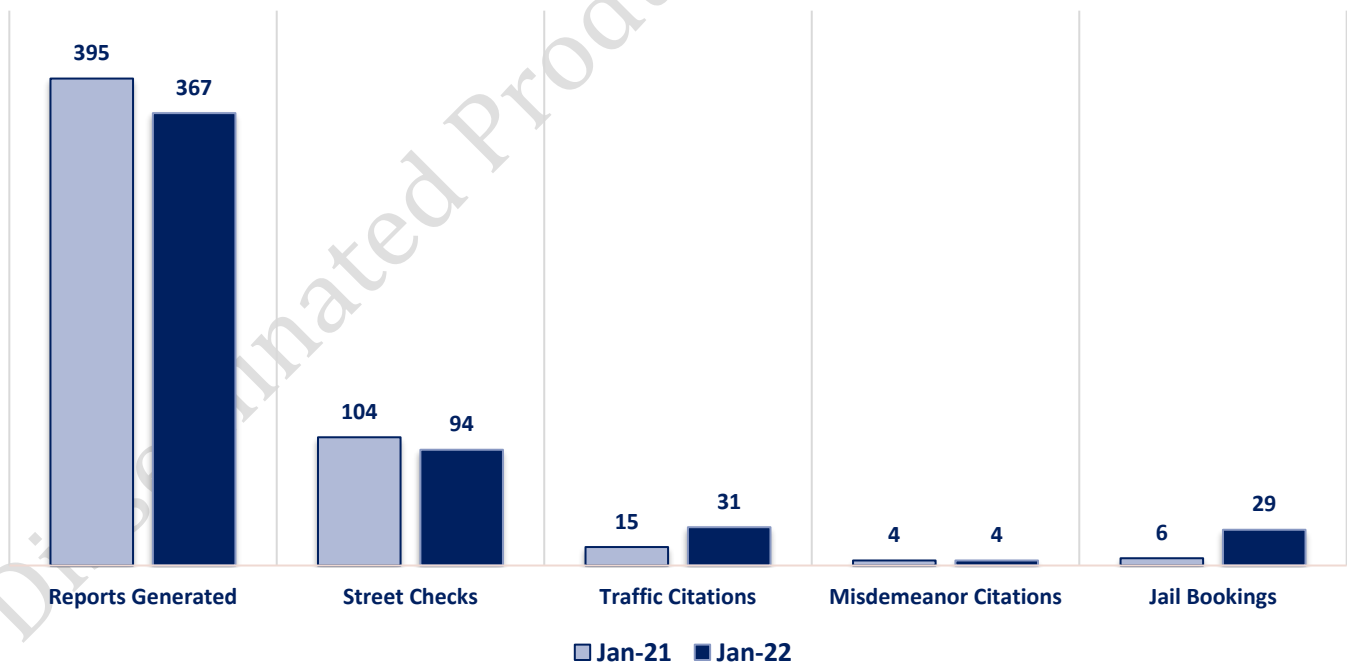
Extended CompStat Offenses



Non-UCR Offenses

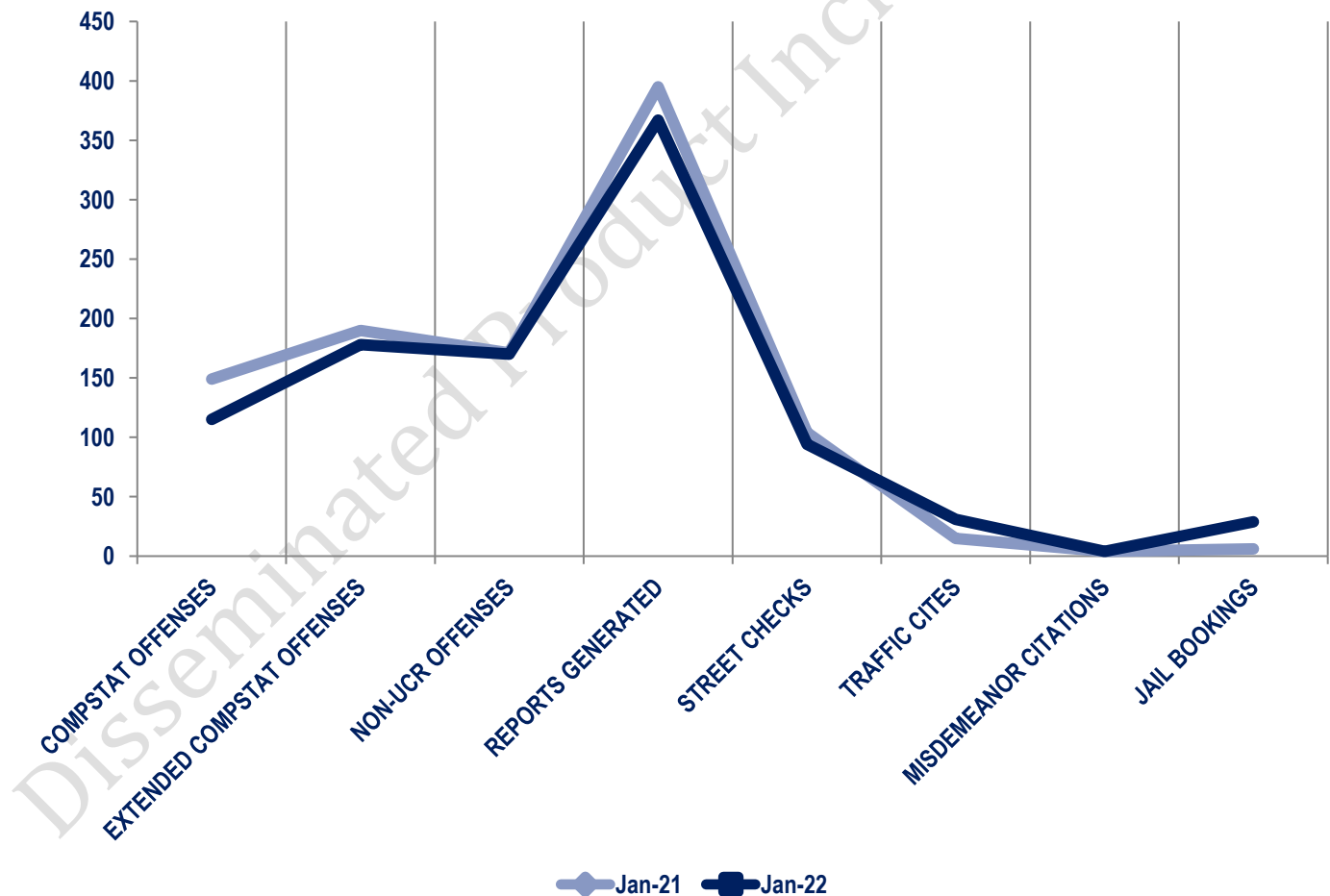


Other Event Totals



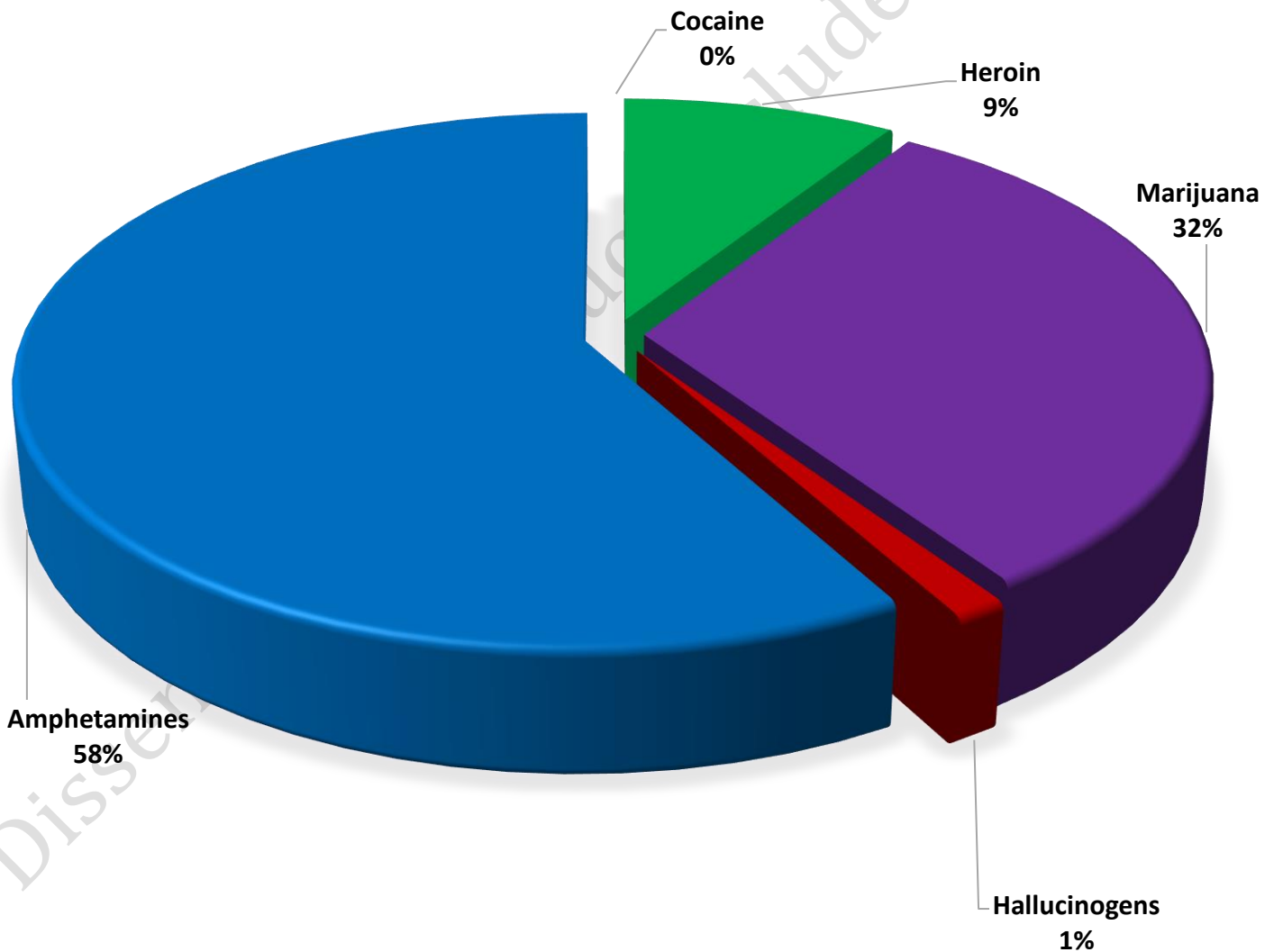
Combined Offense/Event Trends

	JAN 2021	JAN 2022
CompStat Offenses	149	115
Extended CompStat Offenses	190	178
Non-UCR Offenses	171	170
Reports Generated	395	367
Street Checks	104	94
Traffic Cites	15	31
Misdemeanor Citations	4	4
Jail Bookings	6	29

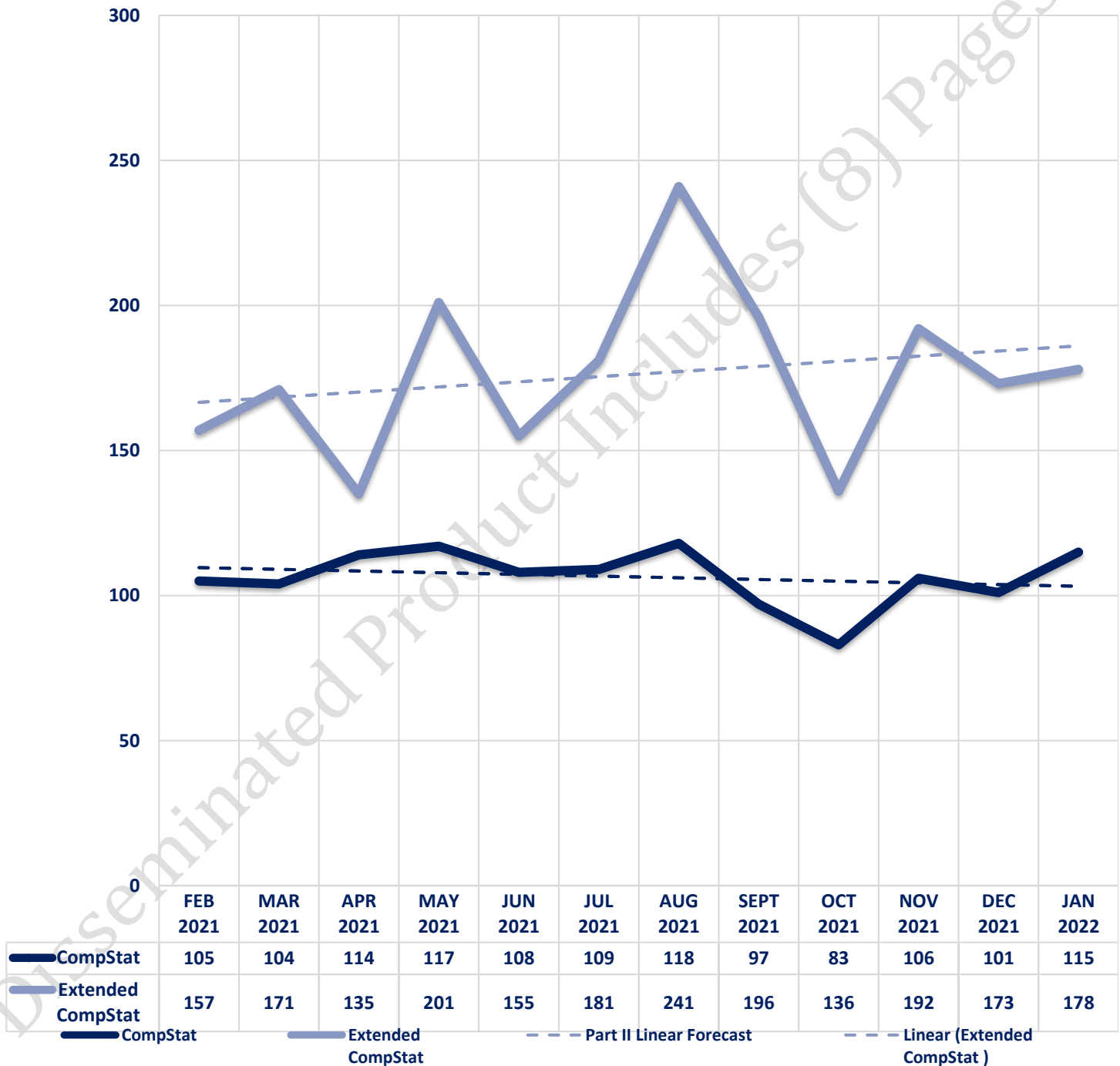


Seized Drugs

TYPE	DOSES	STREET VALUE
Cocaine	0.0	\$ -
Heroin	78.0	\$ 780.00
Marijuana	269.7	\$ 1,618.02
Hallucinogens	11.3	\$ 22.58
Amphetamines	499.0	\$ 4,990.00
TOTAL	858.0	\$ 7,410.59



CompStat & Extended CompStat Offenses - One Year





CITY COUNCIL DISTRICT #3

MONTHLY OFFENSE SUMMARY

February 2022

These figures represent preliminary counts of original Police Incident Reports and include all offenses within the above listed City Council District only. Full statistical analysis to determine the confidence level of this data has not been performed. The results contained herein are approximate in relation to the listed area and may not fully coincide with data shown in other areas of SLCPD's Crime Statistics page such as Calls for Service, Crimes Trending, and Crime Reports due to and reflective of departmental procedures that were in place at the time the event occurred and the date this data was compiled. Results displayed are not distinguished as attempted or completed crimes, do not include other calls for police service, and only represent police service where a report was made. Police Incident Reports are classified by primary offense categories as defined by the Uniform Crime Reporting (UCR) system, however for this report all offenses are included, and each incident may have more than one offense listed on it. In cases where there is more than one offense listed, all offenses are counted individually. Although every reasonable verification effort is made, the accuracy of any data is subject to the constraints of the report generation process as well as the manner, format, and point in time of any query.

COMPSTAT OFFENSES: (Part I)

Chosen by the FBI as Part I Offenses because they are serious crimes that occur with regularity in all areas of the country and are likely to be reported to Police.

EXTENDED COMPSTAT OFFENSES: (Part II)

All other crimes other than the eight CompStat Offenses. The Uniform Crime Reporting Program gathers only arrest data for these offenses, however, SLCPD results displayed in this document display all of these, regardless of the presence of arrest data.

ALL OTHER OFFENSES:

Under the Extended CompStat Offense section, 'All Other Offenses' include Peeping Tom, Trespass, Kidnap/Abduction, Pornography, Extortion/Blackmail, Bribery, Warrants, Sexual Offenses, Obstruction, Public Peace, and Hit & Run.

NON-UCR OFFENSES:

Non-UCR Offenses include reports for all other offenses not classified as a CompStat or Extended CompStat Offense. Results displayed separate some of these offenses such as Ambulance Calls, Deaths, Missing Persons, Suicides, Suspicious Activity, and Traffic Accidents.

ALL OTHER NON-UCR:

Under the Non-UCR category, 'All Other' include the remainder of offenses not classified as CompStat or CompStat Extended and not separated from the Non-UCR Offenses. These include things such as Loud Parties, Barking Dogs, Mentally Ill Subjects, Citizen Assistance, etc.

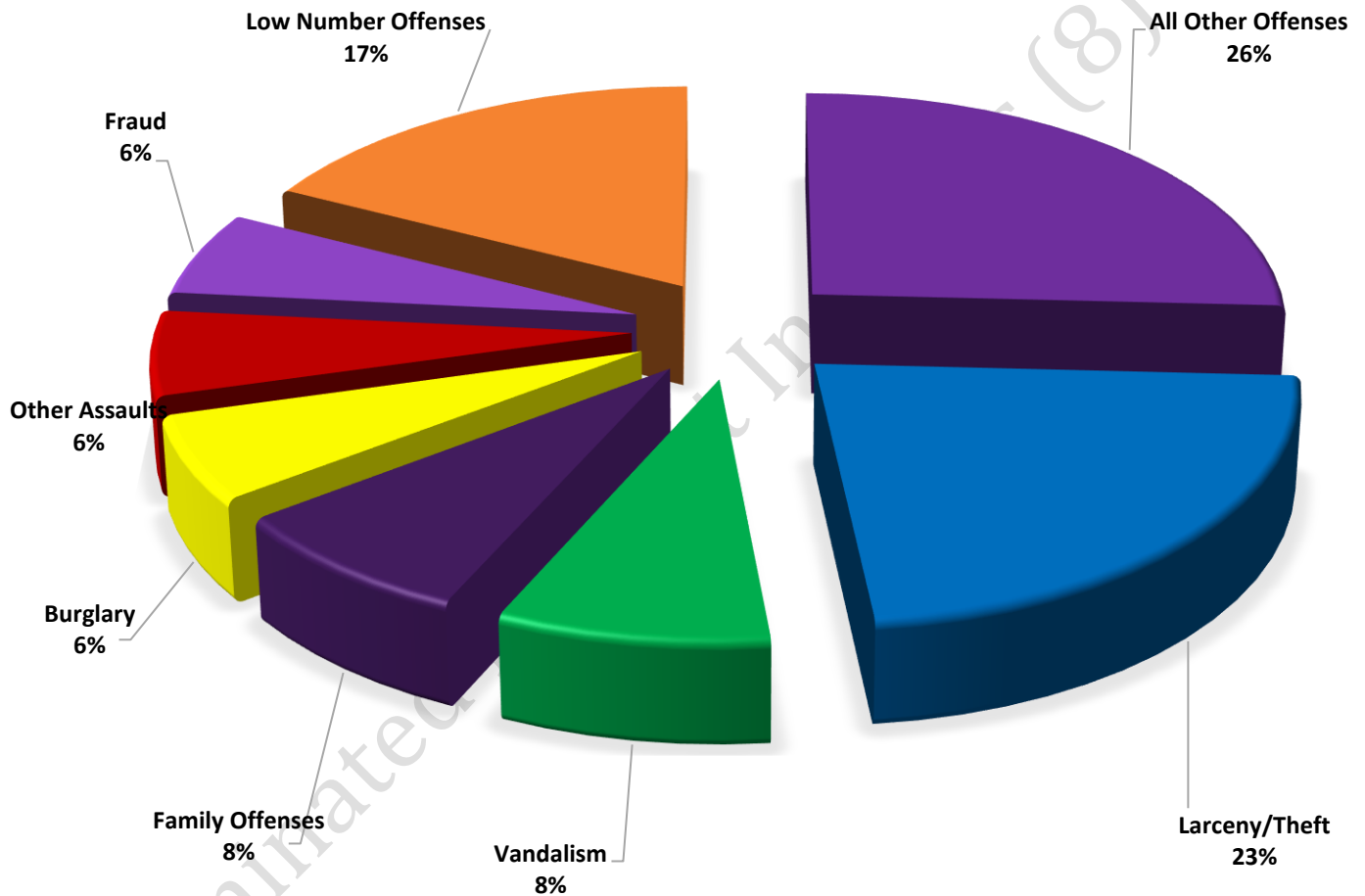
LOW NUMBER OFFENSES:

On page two, in the interest of space and allowing for easier viewing, the category titled 'Low Number Offenses' include CompStat and Extended CompStat Offenses from page one that have totals under the amount of 13.

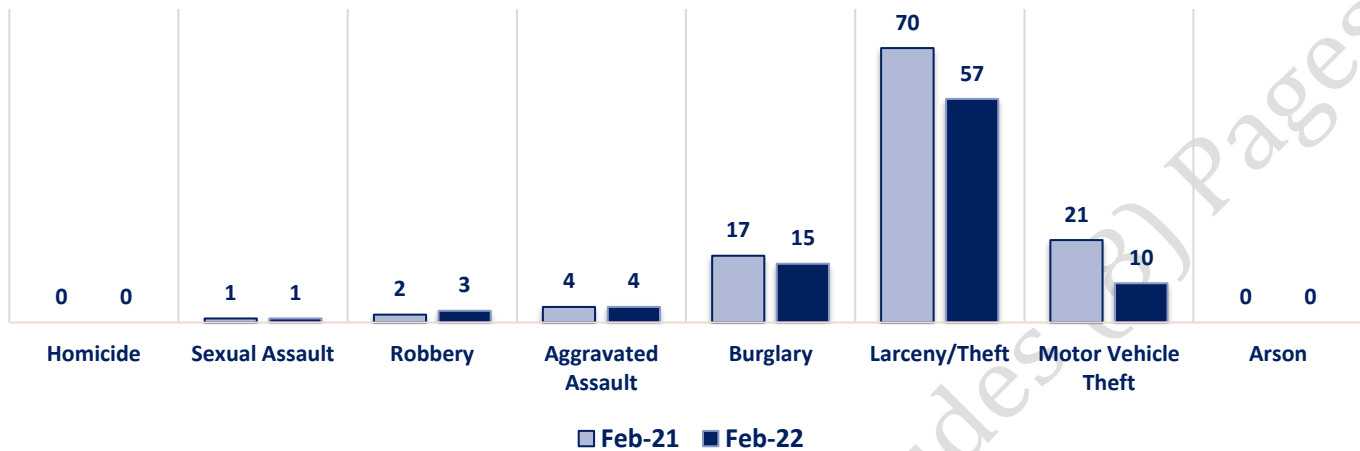
Offenses

COMPSTAT OFFENSES	VIOLENT	Offense	Feb-21	Feb-22	OFFENSE	Feb-21	Feb-22
		Homicide	0	0	Other Assaults	25	15
		Sexual Assault	1	1	Forgery/Counterfeiting	1	0
		Robbery	2	3	Fraud	10	15
		Aggravated Assault	4	4	Embezzlement	0	0
		Burglary	17	15	Stolen Property	4	0
		Larceny/Theft	70	57	Vandalism	27	21
		Motor Vehicle Theft	21	10	Weapons	0	3
		Arson	0	0	Prostitution	0	0
		COMPSTAT TOTALS	115	90	Sex Offenses	2	1
NON-UCR OFFENSES	Ambulance Calls	10	8	Drug Abuse	14	13	
	Deaths	2	5	Gambling	0	0	
	Missing Persons	0	1	Family Offenses	25	20	
	Suicides	0	0	DUI	2	1	
	Suspicious Activity	15	9	Liquor Laws	1	0	
	Traffic Accidents	31	34	Drunkenness	5	3	
	All Other	77	82	Disorderly Conduct	5	5	
	NON-UCR TOTALS	135	139	All Other Offenses	43	65	
TOTALS	COMPSTAT OFFENSES	115	90	Curfew/Loitering	0	0	
	EXTENDED COMPSTAT OFFENSES	164	162	Runaway	0	0	
	NON-UCR OFFENSES	135	139	EXTENDED COMPSTAT TOTALS	164	162	
	TOTAL	414	391				

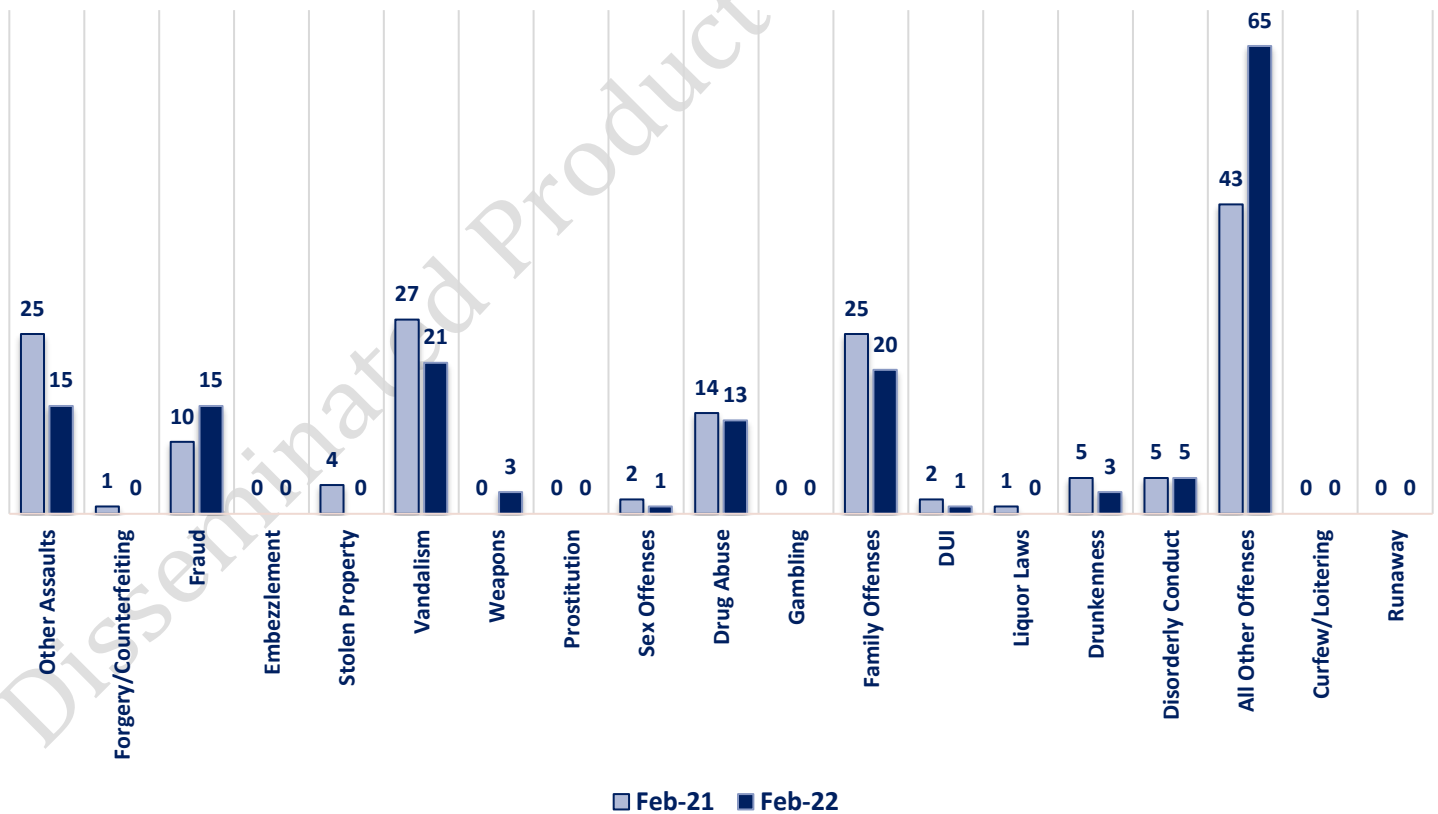
**FEBRUARY 2022 - COMPSTAT AND EXTENDED COMPSTAT
OFFENSE PERCENTAGES**



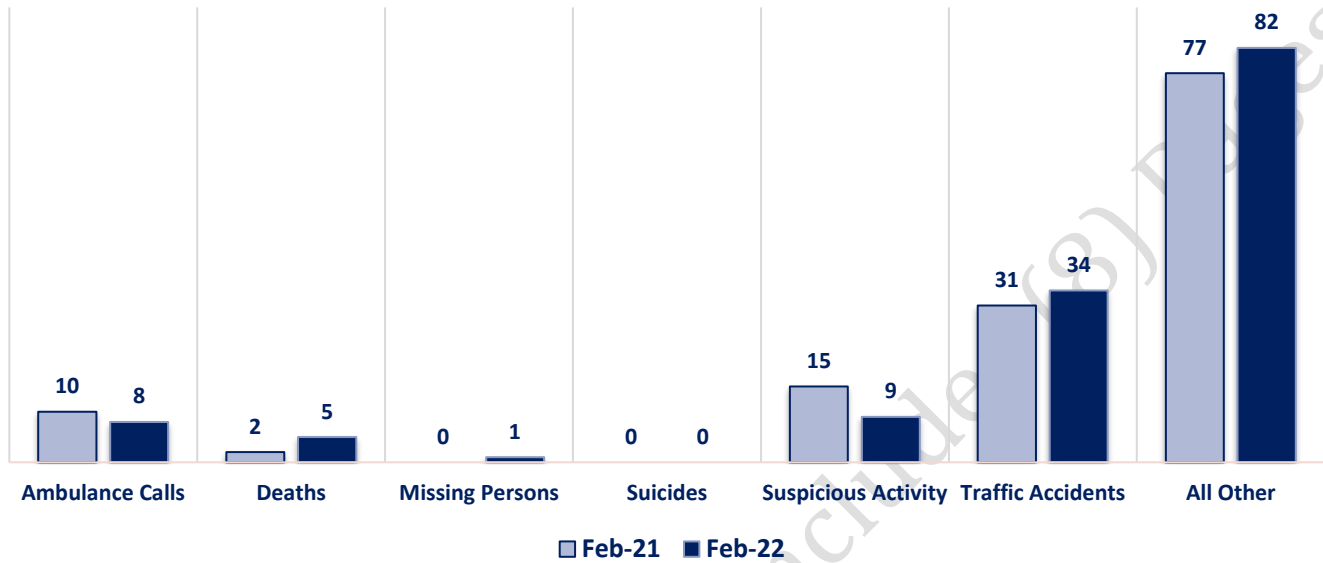
CompStat Offenses



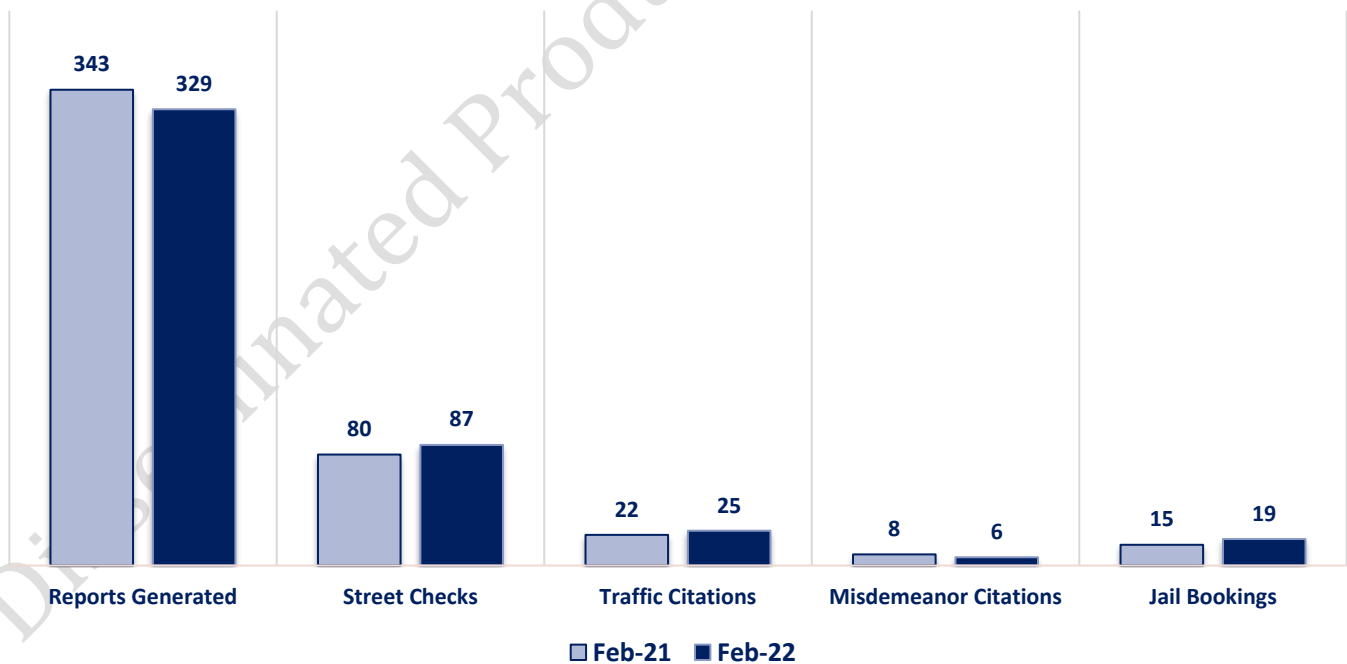
Extended CompStat Offenses



Non-UCR Offenses

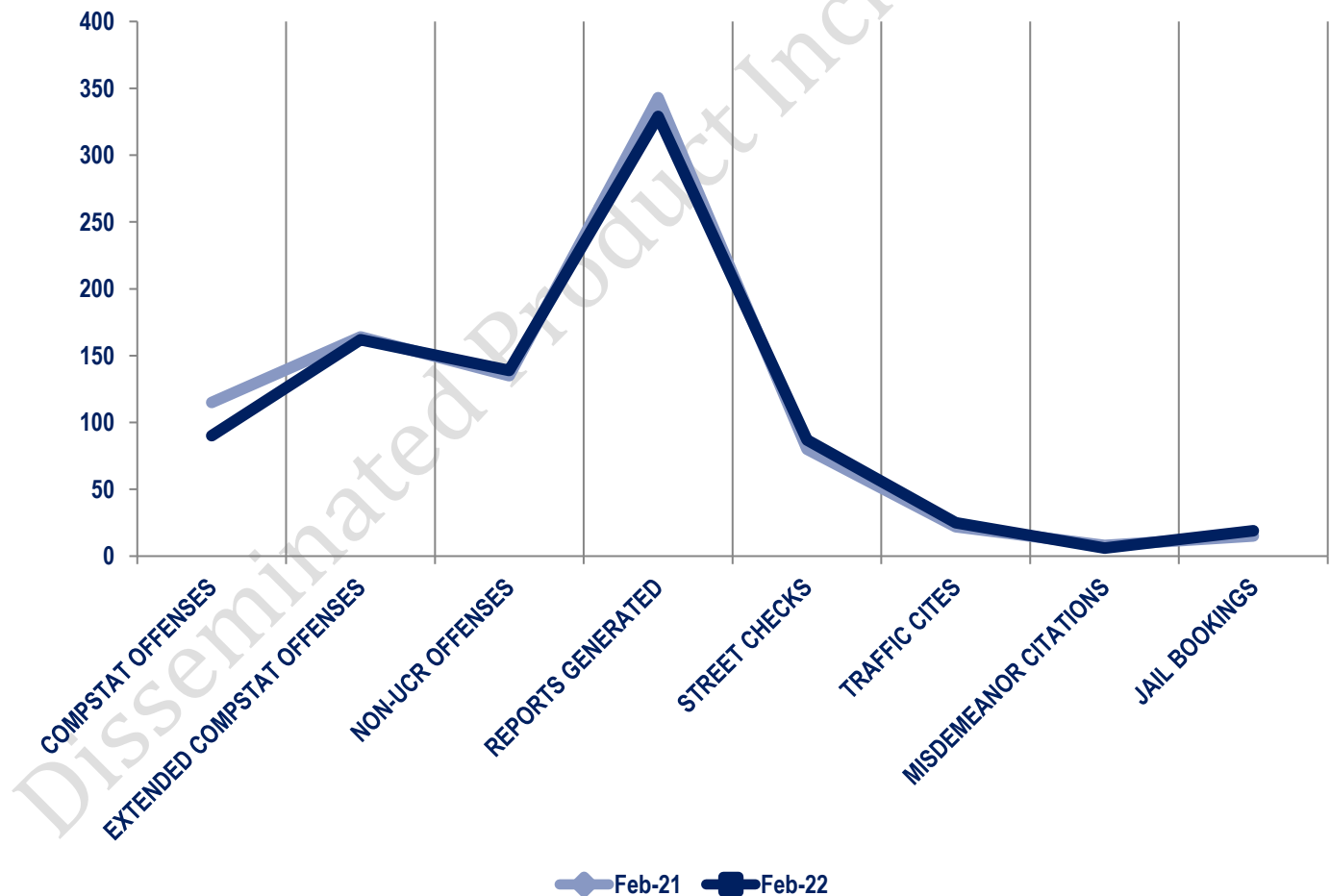


Other Event Totals



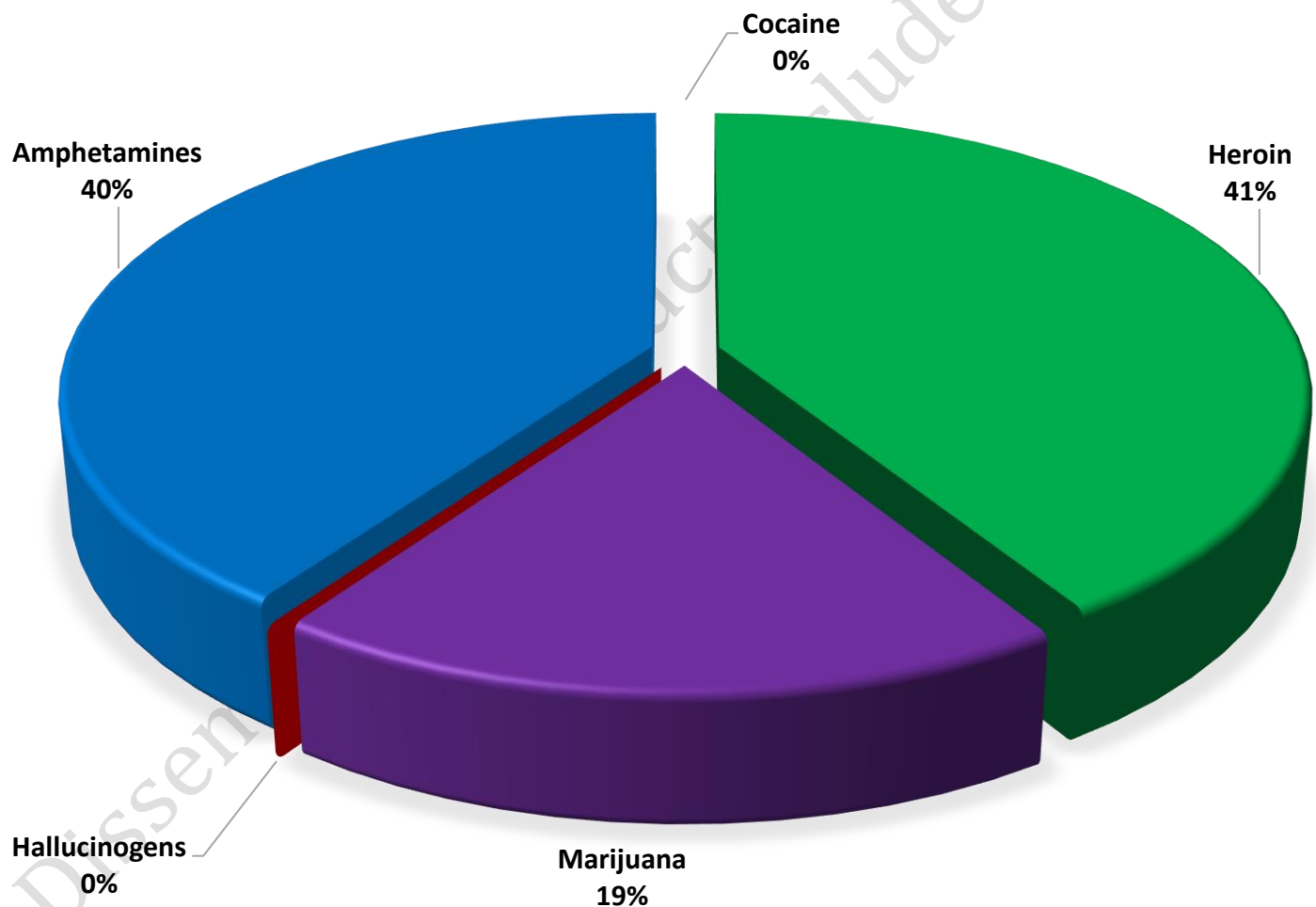
Combined Offense/Event Trends

	FEB 2021	FEB 2022
CompStat Offenses	115	90
Extended CompStat Offenses	164	162
Non-UCR Offenses	135	139
Reports Generated	343	329
Street Checks	80	87
Traffic Cites	22	25
Misdemeanor Citations	8	6
Jail Bookings	15	19

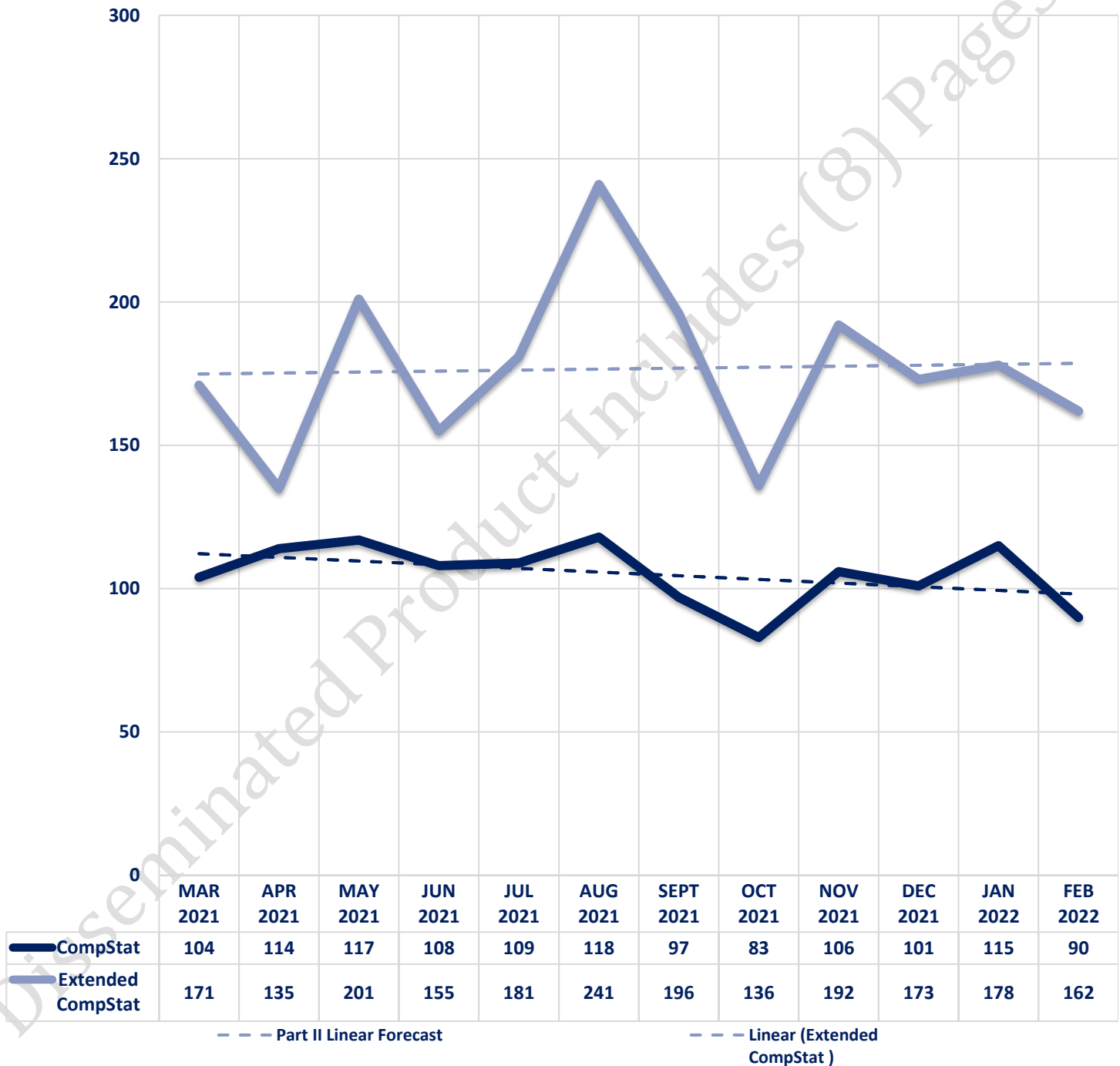


Seized Drugs

TYPE	DOSES	STREET VALUE
Cocaine	0.0	\$ -
Heroin	50.0	\$ 500.00
Marijuana	22.9	\$ 137.57
Hallucinogens	0.0	\$ -
Amphetamines	49.0	\$ 490.00
TOTAL	121.9	\$ 1,127.57



CompStat & Extended CompStat Offenses - One Year





CITY COUNCIL DISTRICT #3

MONTHLY OFFENSE SUMMARY

March 2022

These figures represent preliminary counts of original Police Incident Reports and include all offenses within the above listed City Council District only. Full statistical analysis to determine the confidence level of this data has not been performed. The results contained herein are approximate in relation to the listed area and may not fully coincide with data shown in other areas of SLCPD's Crime Statistics page such as Calls for Service, Crimes Trending, and Crime Reports due to and reflective of departmental procedures that were in place at the time the event occurred and the date this data was compiled. Results displayed are not distinguished as attempted or completed crimes, do not include other calls for police service, and only represent police service where a report was made. Police Incident Reports are classified by primary offense categories as defined by the Uniform Crime Reporting (UCR) system, however for this report all offenses are included, and each incident may have more than one offense listed on it. In cases where there is more than one offense listed, all offenses are counted individually. Although every reasonable verification effort is made, the accuracy of any data is subject to the constraints of the report generation process as well as the manner, format, and point in time of any query.

COMPSTAT OFFENSES: (Part I)

Chosen by the FBI as Part I Offenses because they are serious crimes that occur with regularity in all areas of the country and are likely to be reported to Police.

EXTENDED COMPSTAT OFFENSES: (Part II)

All other crimes other than the eight CompStat Offenses. The Uniform Crime Reporting Program gathers only arrest data for these offenses, however, SLCPD results displayed in this document display all of these, regardless of the presence of arrest data.

ALL OTHER OFFENSES:

Under the Extended CompStat Offense section, 'All Other Offenses' include Peeping Tom, Trespass, Kidnap/Abduction, Pornography, Extortion/Blackmail, Bribery, Warrants, Sexual Offenses, Obstruction, Public Peace, and Hit & Run.

NON-UCR OFFENSES:

Non-UCR Offenses include reports for all other offenses not classified as a CompStat or Extended CompStat Offense. Results displayed separate some of these offenses such as Ambulance Calls, Deaths, Missing Persons, Suicides, Suspicious Activity, and Traffic Accidents.

ALL OTHER NON-UCR:

Under the Non-UCR category, 'All Other' include the remainder of offenses not classified as CompStat or CompStat Extended and not separated from the Non-UCR Offenses. These include things such as Loud Parties, Barking Dogs, Mentally Ill Subjects, Citizen Assistance, etc.

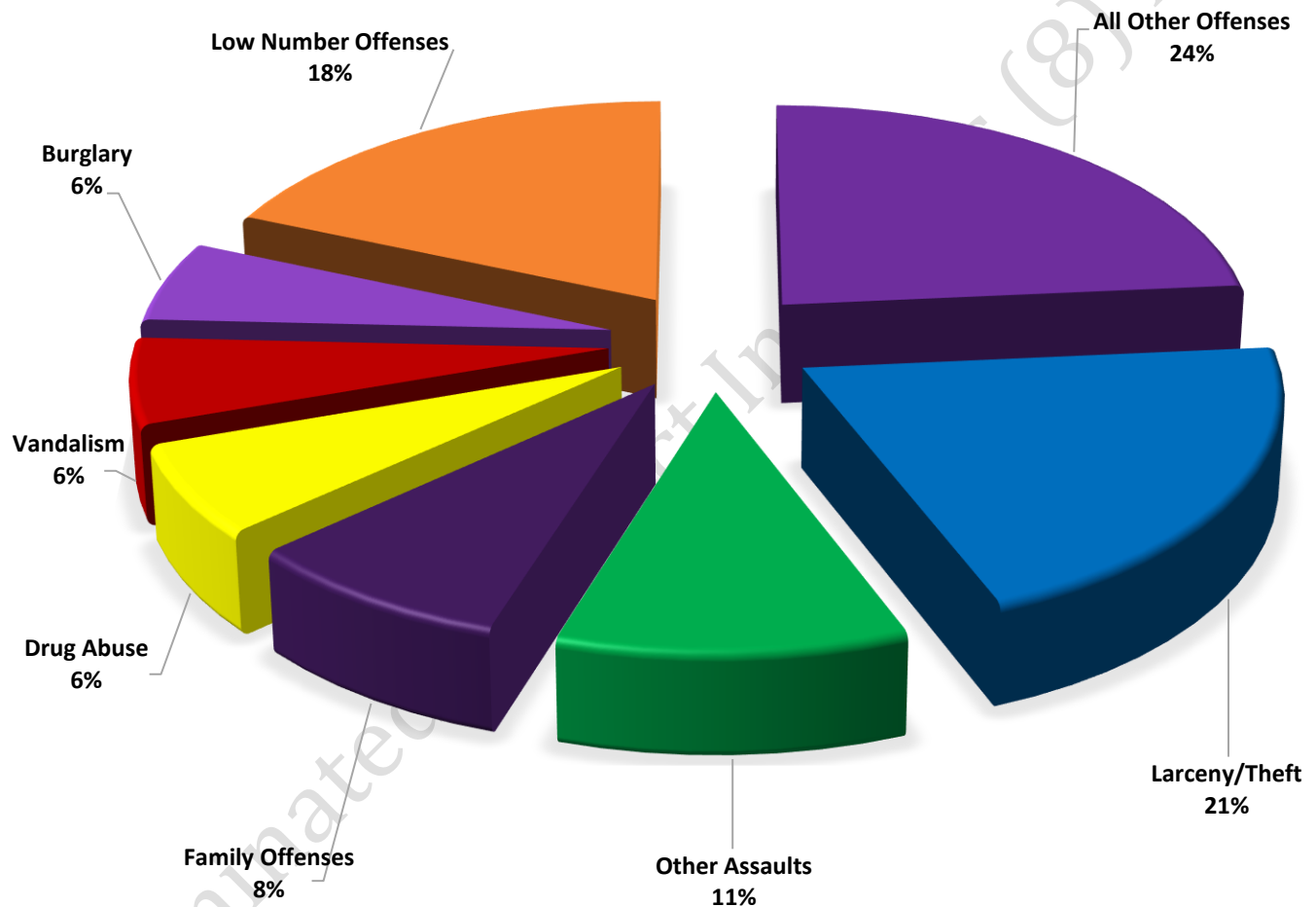
LOW NUMBER OFFENSES:

On page two, in the interest of space and allowing for easier viewing, the category titled 'Low Number Offenses' include CompStat and Extended CompStat Offenses from page one that have totals under the amount of 13.

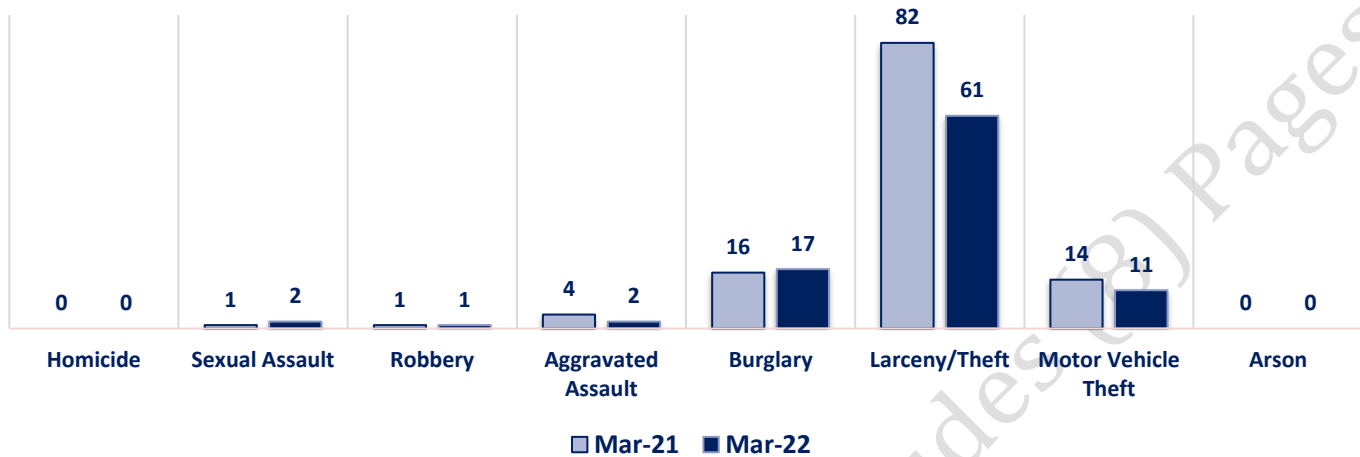
Offenses

COMPSTAT OFFENSES	VIOLENT	Offense	Mar-21	Mar-22	OFFENSE	Mar-21	Mar-22
		Homicide	0	0	Other Assaults	23	32
		Sexual Assault	1	2	Forgery/Counterfeiting	1	1
		Robbery	1	1	Fraud	8	8
		Aggravated Assault	4	2	Embezzlement	0	0
		Burglary	16	17	Stolen Property	2	2
		Larceny/Theft	82	61	Vandalism	18	18
		Motor Vehicle Theft	14	11	Weapons	2	1
		Arson	0	0	Prostitution	0	0
		COMPSTAT TOTALS	118	94	Sex Offenses	0	6
NON-UCR OFFENSES	Ambulance Calls	9	12	Drug Abuse	12	19	
	Deaths	0	1	Gambling	0	0	
	Missing Persons	5	0	Family Offenses	21	25	
	Suicides	0	0	DUI	4	13	
	Suspicious Activity	8	9	Liquor Laws	2	1	
	Traffic Accidents	18	29	Drunkenness	2	2	
	All Other	104	93	Disorderly Conduct	4	5	
	NON-UCR TOTALS	144	144	All Other Offenses	74	70	
TOTALS	COMPSTAT OFFENSES	118	94	Curfew/Loitering	0	0	
	EXTENDED COMPSTAT OFFENSES	173	203	Runaway	0	0	
	NON-UCR OFFENSES	144	144	EXTENDED COMPSTAT TOTALS	173	203	
	TOTAL	435	441				

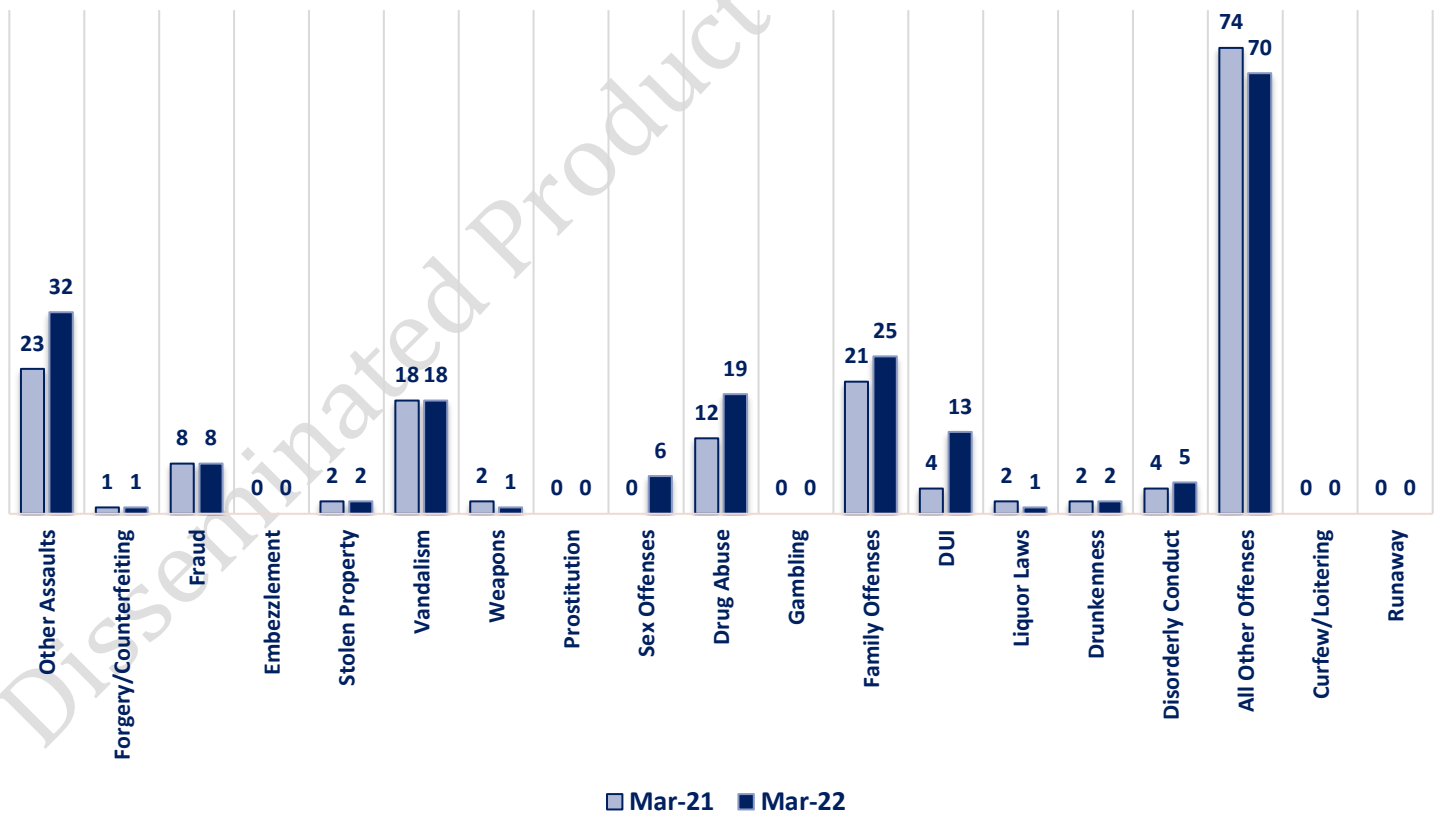
**MARCH 2022 - COMPSTAT AND EXTENDED COMPSTAT
OFFENSE PERCENTAGES**



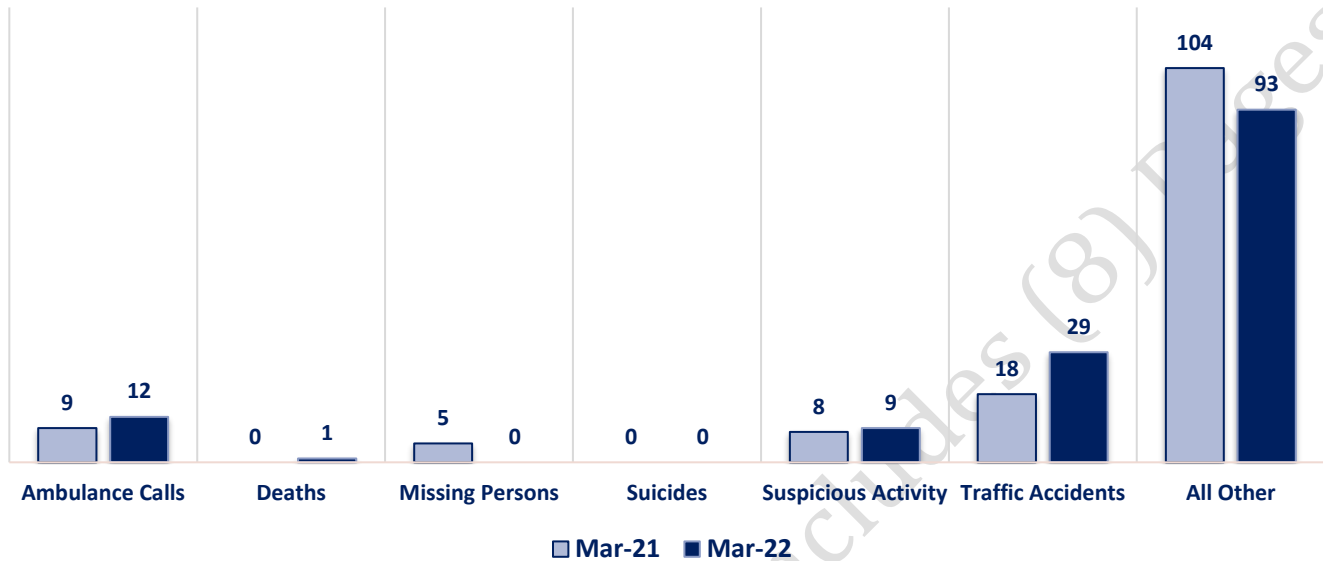
CompStat Offenses



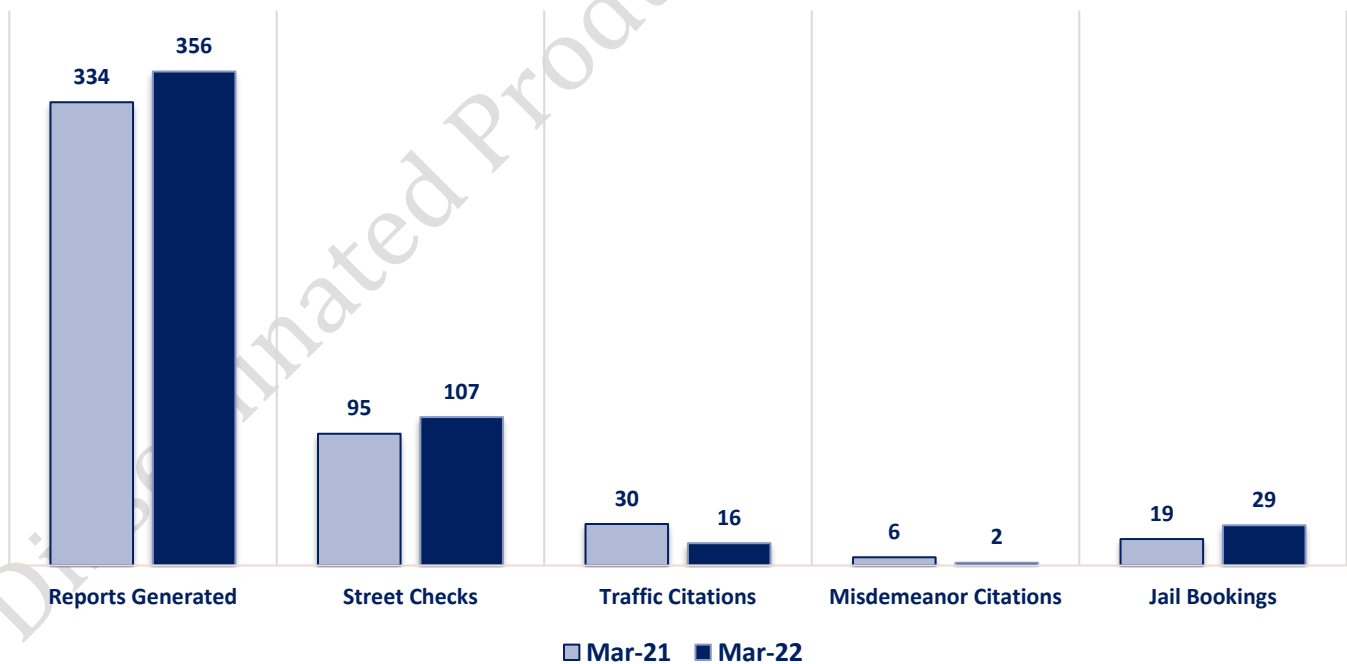
Extended CompStat Offenses



Non-UCR Offenses

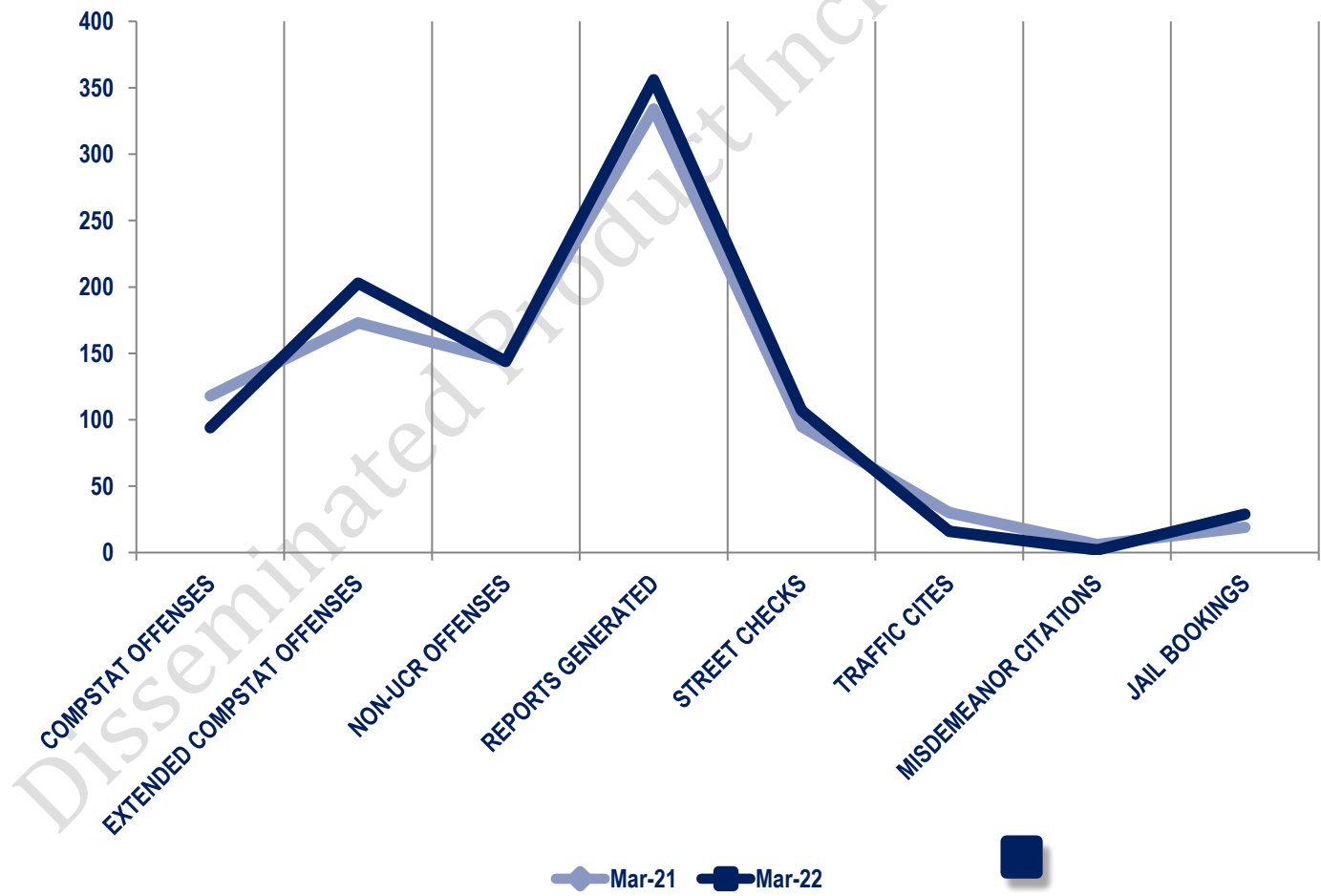


Other Event Totals



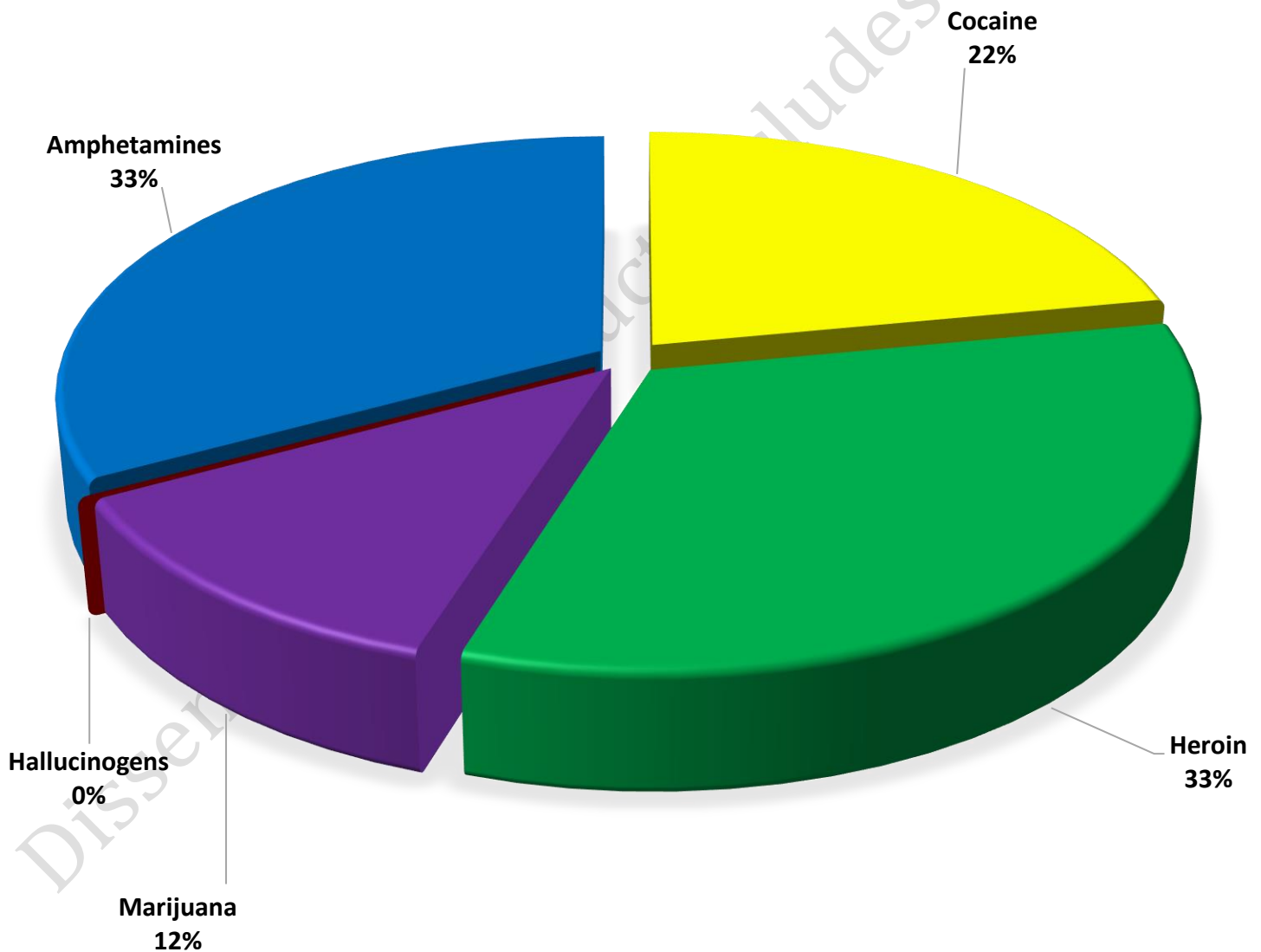
Combined Offense/Event Trends

	MAR 2021	MAR 2022
CompStat Offenses	118	94
Extended CompStat Offenses	173	203
Non-UCR Offenses	144	144
Reports Generated	334	356
Street Checks	95	107
Traffic Cites	30	16
Misdemeanor Citations	6	2
Jail Bookings	19	29

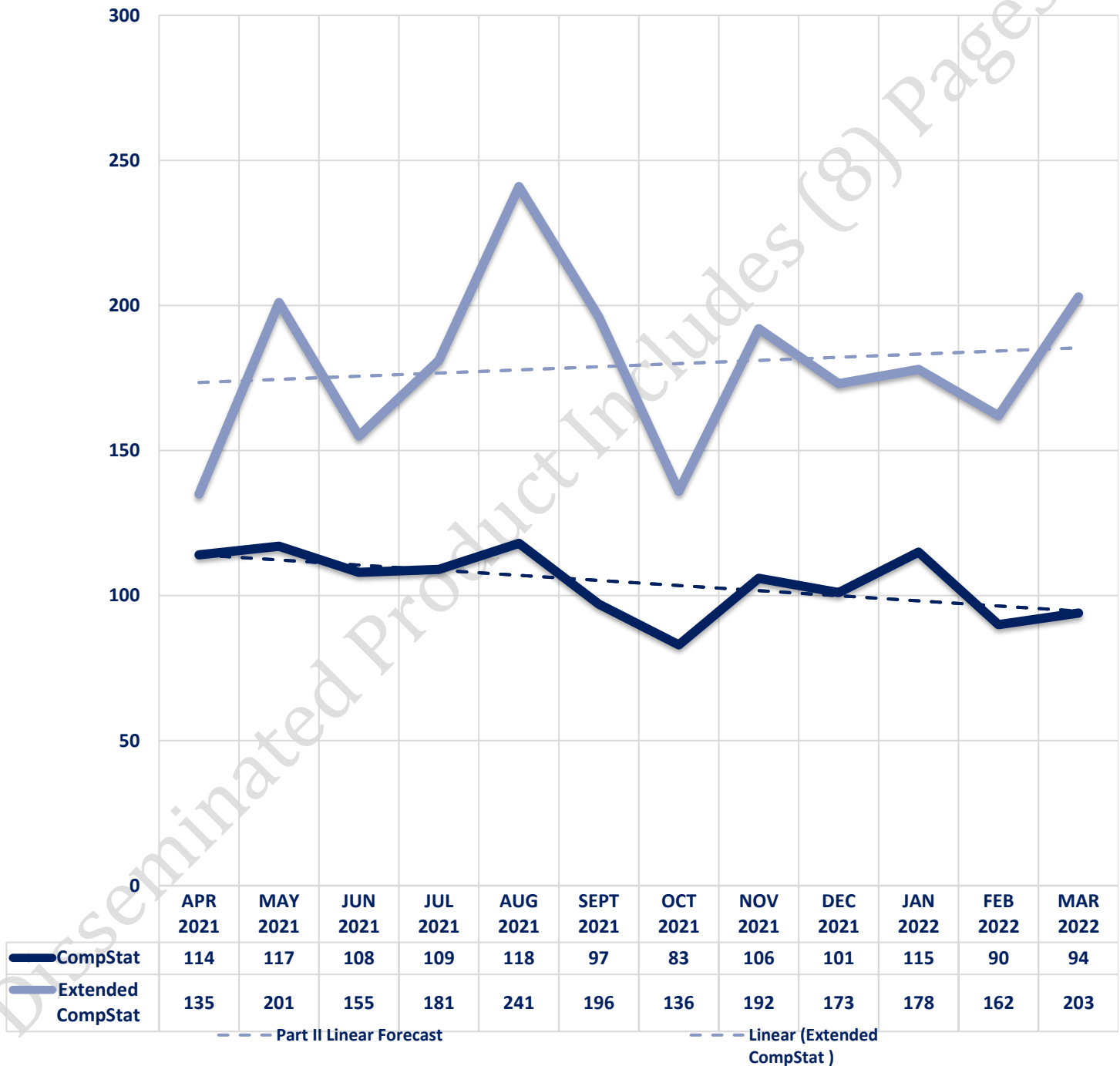


Seized Drugs

TYPE	DOSES	STREET VALUE
Cocaine	42.0	\$ 420.00
Heroin	63.0	\$ 630.00
Marijuana	23.2	\$ 139.35
Hallucinogens	0.0	\$ -
Amphetamines	63.0	\$ 630.00
TOTAL	191.2	\$ 1,819.35



CompStat & Extended CompStat Offenses - One Year





CITY COUNCIL DISTRICT #3

MONTHLY OFFENSE SUMMARY

April 2022

These figures represent preliminary counts of original Police Incident Reports and include all offenses within the above listed City Council District only. Full statistical analysis to determine the confidence level of this data has not been performed. The results contained herein are approximate in relation to the listed area and may not fully coincide with data shown in other areas of SLCPD's Crime Statistics page such as Calls for Service, Crimes Trending, and Crime Reports due to and reflective of departmental procedures that were in place at the time the event occurred and the date this data was compiled. Results displayed are not distinguished as attempted or completed crimes, do not include other calls for police service, and only represent police service where a report was made. Police Incident Reports are classified by primary offense categories as defined by the Uniform Crime Reporting (UCR) system, however for this report all offenses are included, and each incident may have more than one offense listed on it. In cases where there is more than one offense listed, all offenses are counted individually. Although every reasonable verification effort is made, the accuracy of any data is subject to the constraints of the report generation process as well as the manner, format, and point in time of any query.

COMPSTAT OFFENSES: (Part I)

Chosen by the FBI as Part I Offenses because they are serious crimes that occur with regularity in all areas of the country and are likely to be reported to Police.

EXTENDED COMPSTAT OFFENSES: (Part II)

All other crimes other than the eight CompStat Offenses. The Uniform Crime Reporting Program gathers only arrest data for these offenses, however, SLCPD results displayed in this document display all of these, regardless of the presence of arrest data.

ALL OTHER OFFENSES:

Under the Extended CompStat Offense section, 'All Other Offenses' include Peeping Tom, Trespass, Kidnap/Abduction, Pornography, Extortion/Blackmail, Bribery, Warrants, Sexual Offenses, Obstruction, Public Peace, and Hit & Run.

NON-UCR OFFENSES:

Non-UCR Offenses include reports for all other offenses not classified as a CompStat or Extended CompStat Offense. Results displayed separate some of these offenses such as Ambulance Calls, Deaths, Missing Persons, Suicides, Suspicious Activity, and Traffic Accidents.

ALL OTHER NON-UCR:

Under the Non-UCR category, 'All Other' include the remainder of offenses not classified as CompStat or CompStat Extended and not separated from the Non-UCR Offenses. These include things such as Loud Parties, Barking Dogs, Mentally Ill Subjects, Citizen Assistance, etc.

LOW NUMBER OFFENSES:

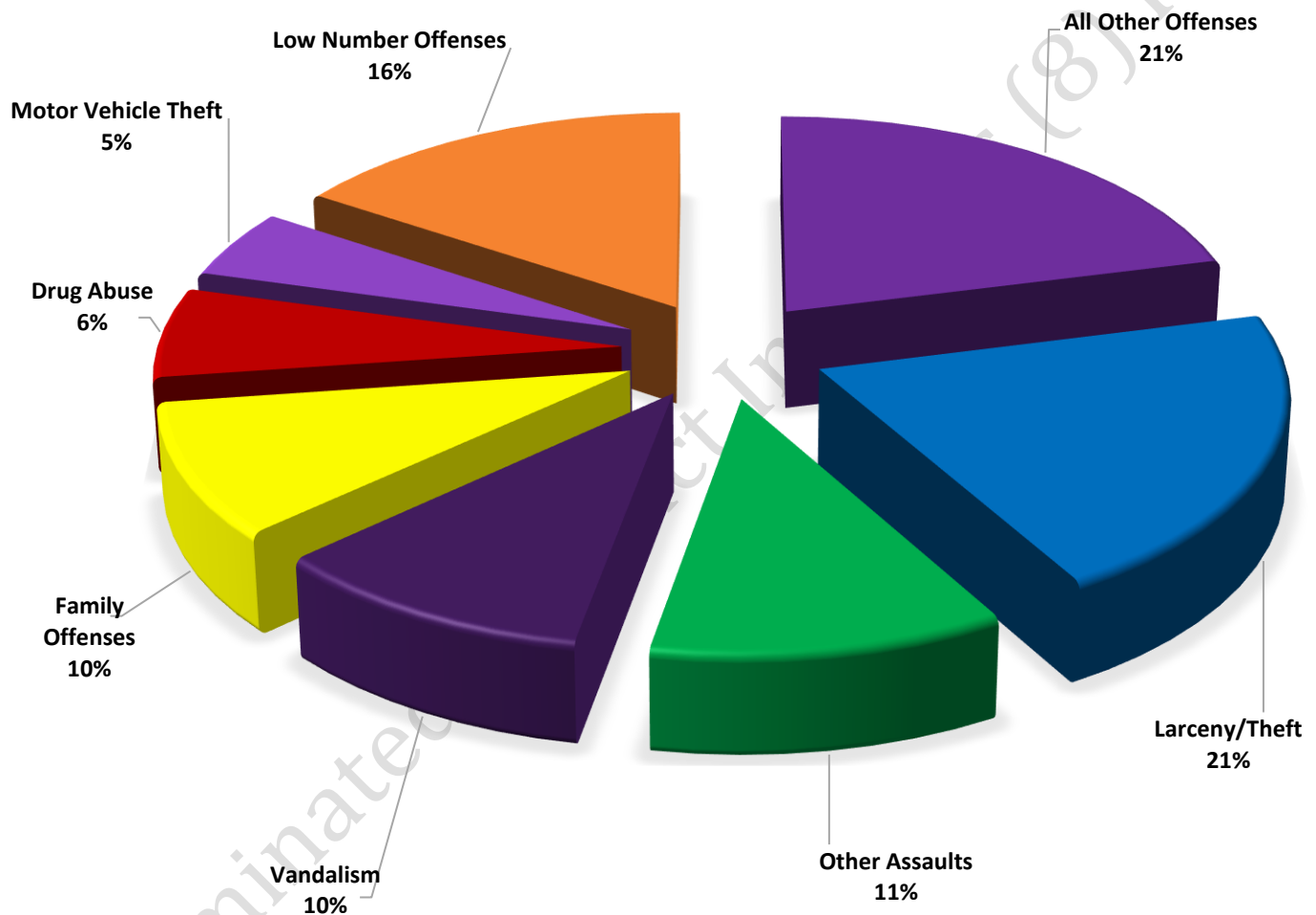
On page two, in the interest of space and allowing for easier viewing, the category titled 'Low Number Offenses' include CompStat and Extended CompStat Offenses from page one that have totals under the amount of 10.

Offenses

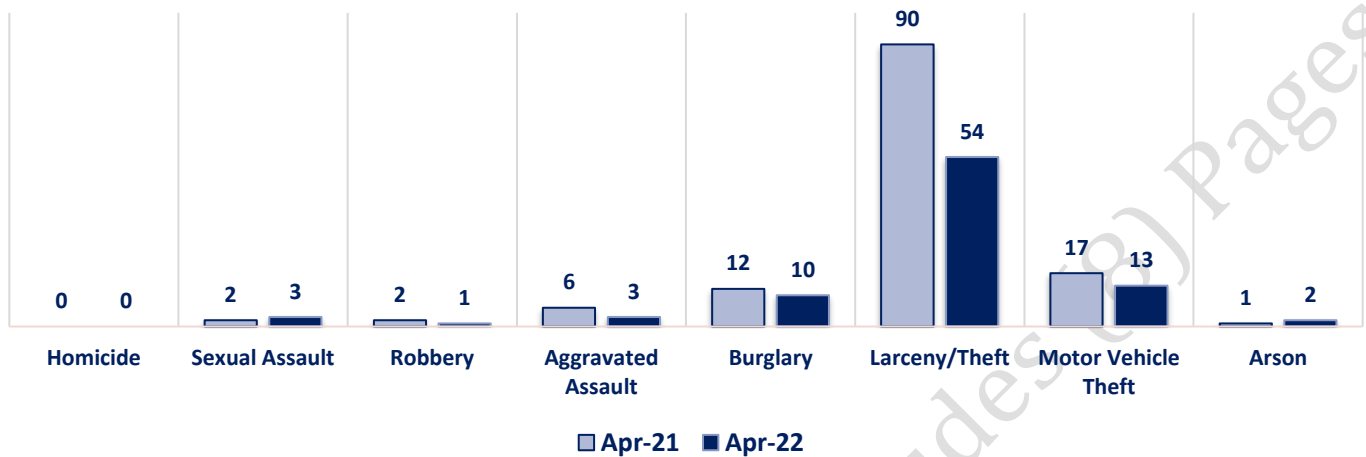
COMPSTAT OFFENSES	VIOLENT	Offense	Apr-21	Apr-22	EXTENDED COMPSTAT OFFENSES
		Homicide	0	0	
		Sexual Assault	2	3	
		Robbery	2	1	
		Aggravated Assault	6	3	
		Burglary	12	10	
		Larceny/Theft	90	54	
		Motor Vehicle Theft	17	13	
		Arson	1	2	
NON-UCR OFFENSES	PROPERTY	COMPSTAT TOTALS	130	86	
		Ambulance Calls	5	8	
		Deaths	2	3	
		Missing Persons	3	2	
		Suicides	0	0	
		Suspicious Activity	14	15	
		Traffic Accidents	20	34	
		All Other	102	87	
		NON-UCR TOTALS	146	149	
TOTALS		COMPSTAT OFFENSES	130	86	
		EXTENDED COMPSTAT OFFENSES	147	175	
		NON-UCR OFFENSES	146	149	
		TOTAL	423	410	

OFFENSE	Apr-21	Apr-22
Other Assaults	18	29
Forgery/Counterfeiting	1	0
Fraud	8	7
Embezzlement	1	0
Stolen Property	2	2
Vandalism	15	27
Weapons	0	2
Prostitution	0	0
Sex Offenses	1	2
Drug Abuse	19	17
Gambling	0	0
Family Offenses	25	25
DUI	4	4
Liquor Laws	0	0
Drunkenness	2	2
Disorderly Conduct	3	3
All Other Offenses	48	55
Curfew/Loitering	0	0
EXTENDED COMPSTAT TOTALS	147	175

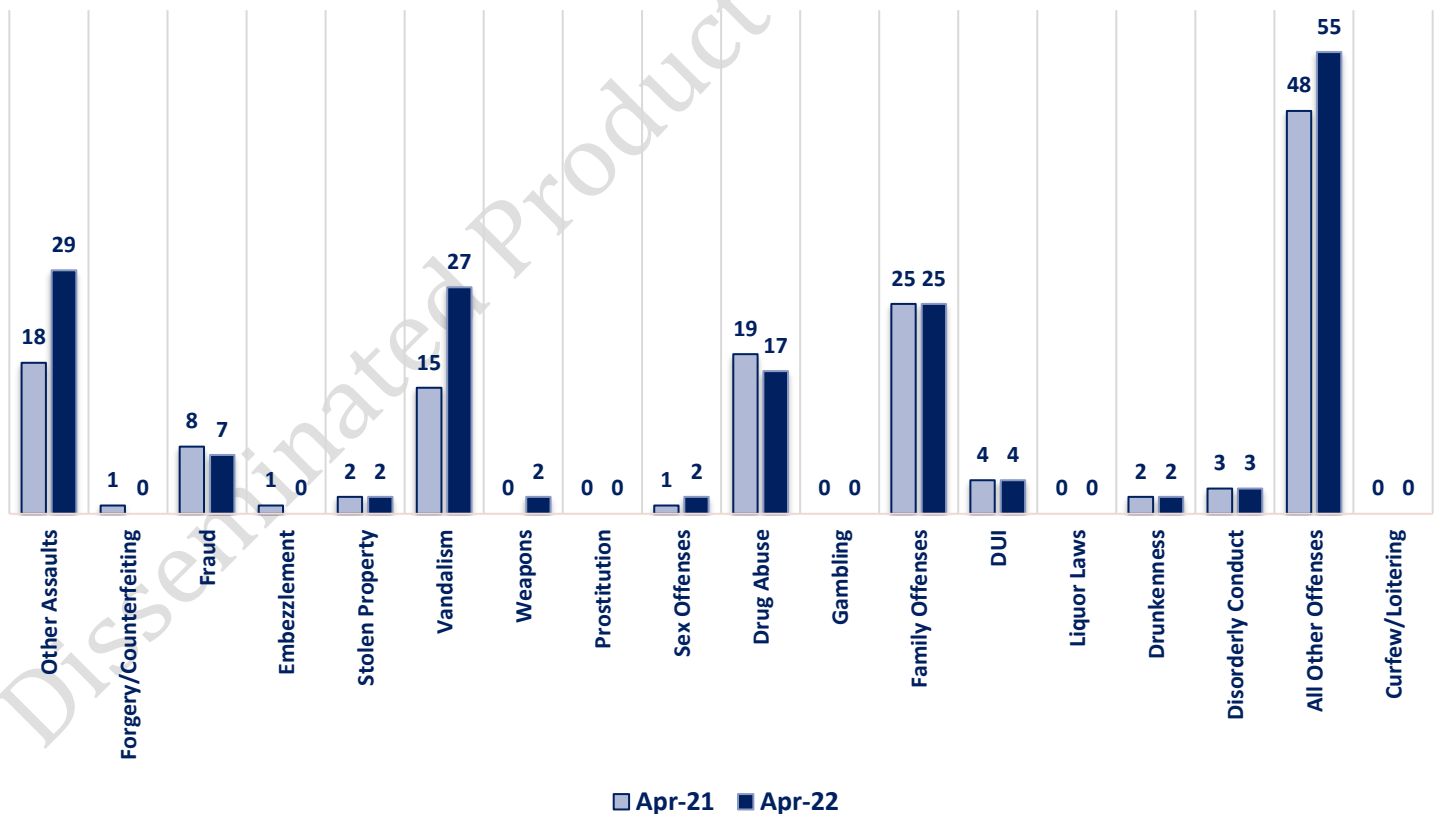
APRIL 2022 - COMPSTAT AND EXTENDED COMPSTAT OFFENSE PERCENTAGES



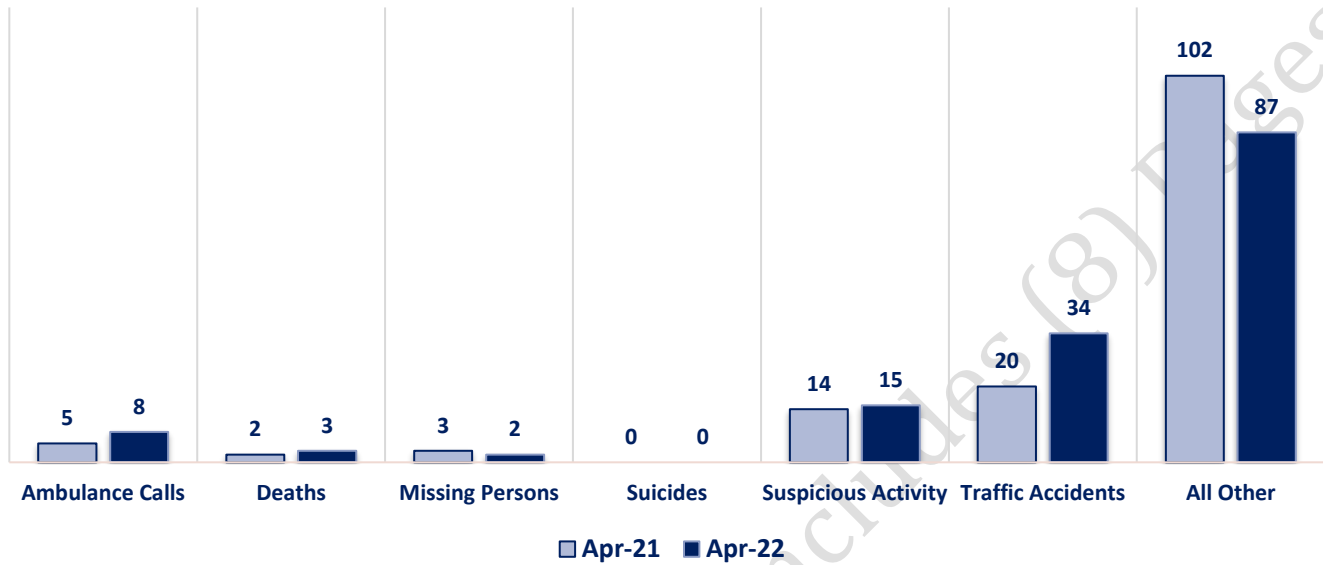
CompStat Offenses



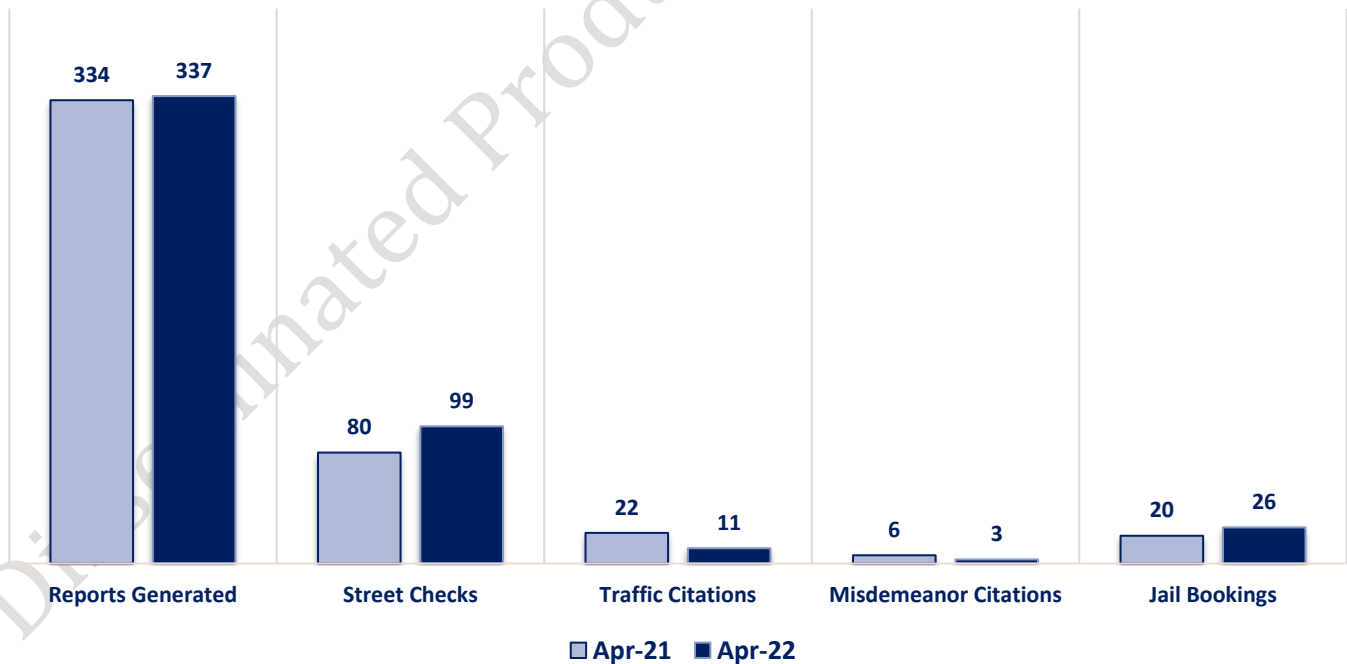
Extended CompStat Offenses



Non-UCR Offenses

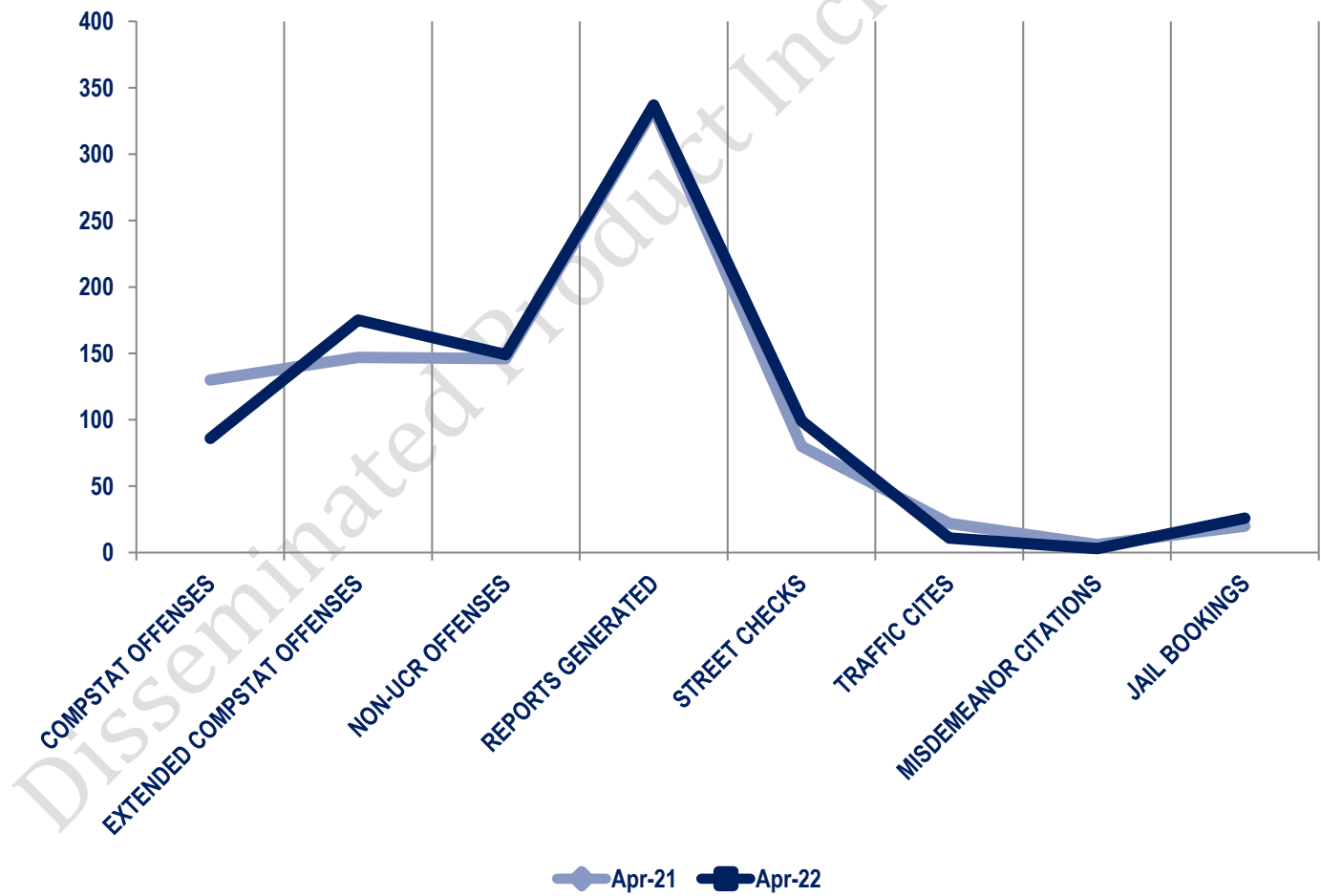


Other Event Totals



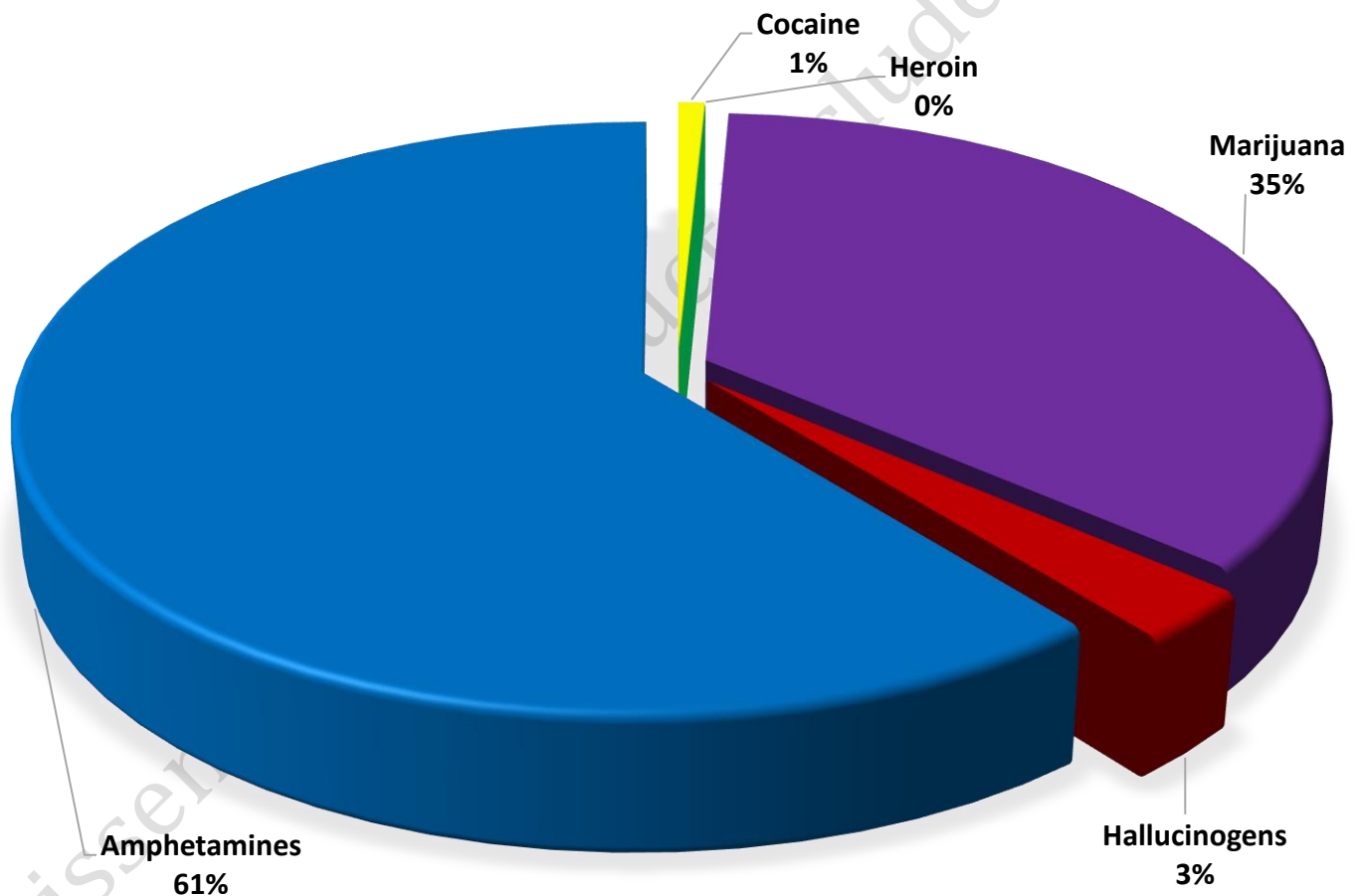
Combined Offense/Event Trends

	APR 2021	APR 2022
CompStat Offenses	130	86
Extended CompStat Offenses	147	175
Non-UCR Offenses	146	149
Reports Generated	334	337
Street Checks	80	99
Traffic Cites	22	11
Misdemeanor Citations	6	3
Jail Bookings	20	26

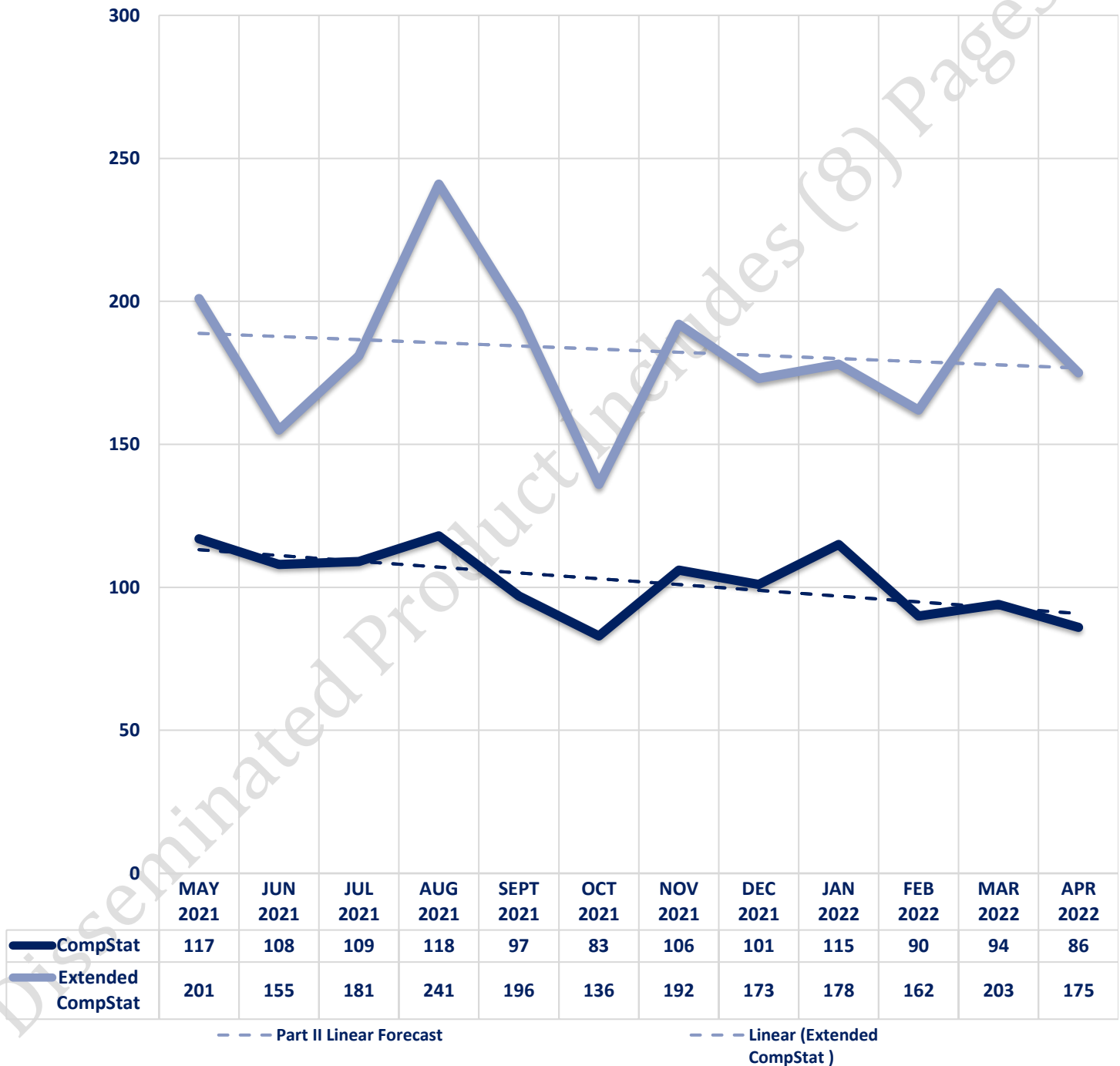


Seized Drugs

TYPE	DOSES	STREET VALUE
Cocaine	4.0	\$ 28.00
Heroin	0.0	\$ -
Marijuana	178.5	\$ 592.57
Hallucinogens	14.1	\$ 28.22
Amphetamines	305.0	\$ 2,135.00
TOTAL	501.6	\$ 2,783.79



CompStat & Extended CompStat Offenses - One Year





CITY COUNCIL DISTRICT #3

MONTHLY OFFENSE SUMMARY

May 2022

These figures represent preliminary counts of original Police Incident Reports and include all offenses within the above listed City Council District only. Full statistical analysis to determine the confidence level of this data has not been performed. The results contained herein are approximate in relation to the listed area and may not fully coincide with data shown in other areas of SLCPD's Crime Statistics page such as Calls for Service, Crimes Trending, and Crime Reports due to and reflective of departmental procedures that were in place at the time the event occurred and the date this data was compiled. Results displayed are not distinguished as attempted or completed crimes, do not include other calls for police service, and only represent police service where a report was made. Police Incident Reports are classified by primary offense categories as defined by the Uniform Crime Reporting (UCR) system, however for this report all offenses are included, and each incident may have more than one offense listed on it. In cases where there is more than one offense listed, all offenses are counted individually. Although every reasonable verification effort is made, the accuracy of any data is subject to the constraints of the report generation process as well as the manner, format, and point in time of any query.

COMPSTAT OFFENSES: (Part I)

Chosen by the FBI as Part I Offenses because they are serious crimes that occur with regularity in all areas of the country and are likely to be reported to Police.

EXTENDED COMPSTAT OFFENSES: (Part II)

All other crimes other than the eight CompStat Offenses. The Uniform Crime Reporting Program gathers only arrest data for these offenses, however, SLCPD results displayed in this document display all of these, regardless of the presence of arrest data.

ALL OTHER OFFENSES:

Under the Extended CompStat Offense section, 'All Other Offenses' include Peeping Tom, Trespass, Kidnap/Abduction, Pornography, Extortion/Blackmail, Bribery, Warrants, Sexual Offenses, Obstruction, Public Peace, and Hit & Run.

NON-UCR OFFENSES:

Non-UCR Offenses include reports for all other offenses not classified as a CompStat or Extended CompStat Offense. Results displayed separate some of these offenses such as Ambulance Calls, Deaths, Missing Persons, Suicides, Suspicious Activity, and Traffic Accidents.

ALL OTHER NON-UCR:

Under the Non-UCR category, 'All Other' include the remainder of offenses not classified as CompStat or CompStat Extended and not separated from the Non-UCR Offenses. These include things such as Loud Parties, Barking Dogs, Mentally Ill Subjects, Citizen Assistance, etc.

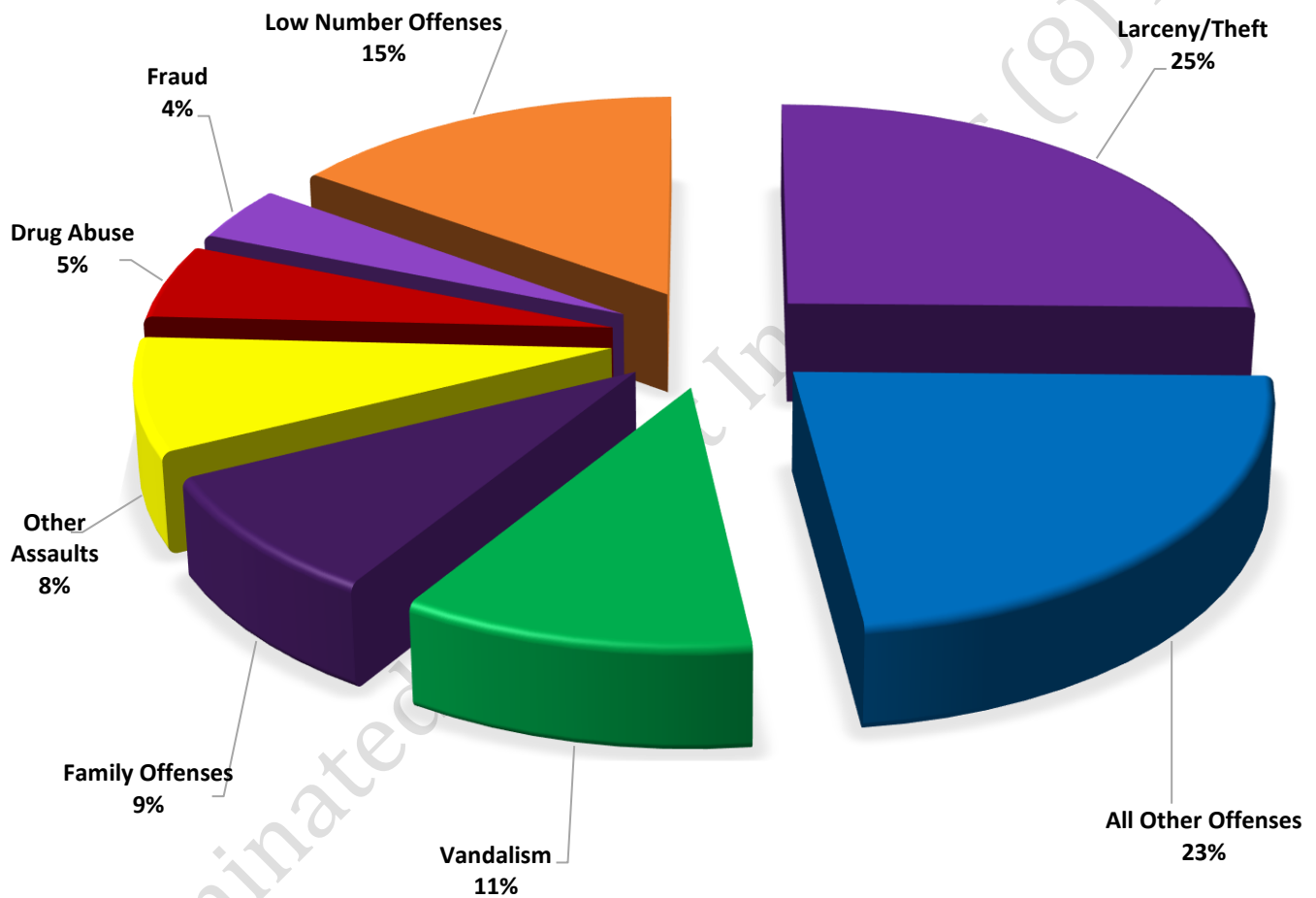
LOW NUMBER OFFENSES:

On page two, in the interest of space and allowing for easier viewing, the category titled 'Low Number Offenses' include CompStat and Extended CompStat Offenses from page one that have totals under the amount of 10.

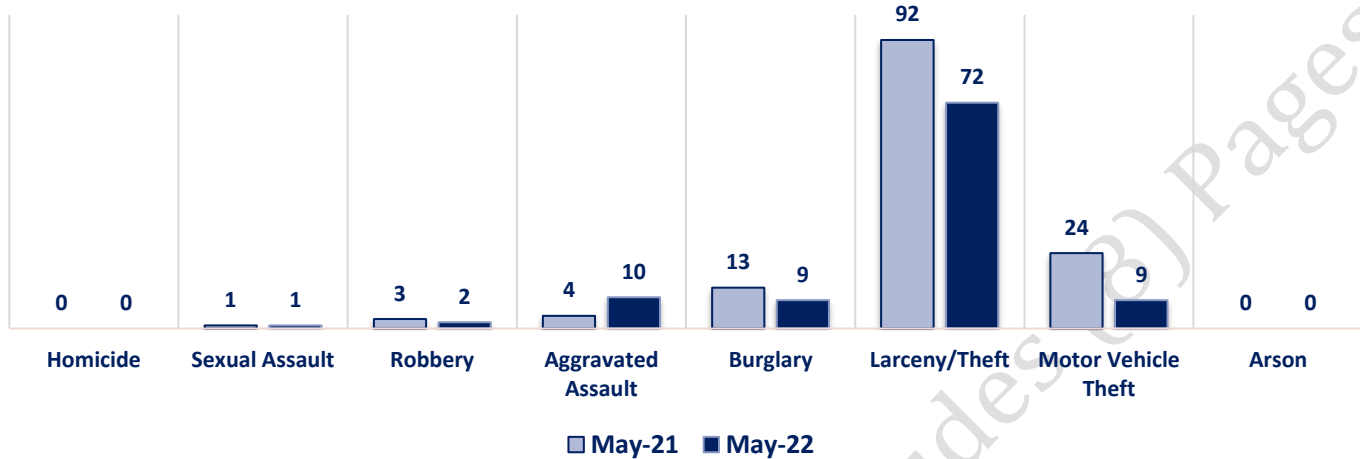
Offenses

COMPSTAT OFFENSES	VIOLENT	Offense	May-21	May-22	OFFENSE	May-21	May-22
		Homicide	0	0	Other Assaults	35	23
		Sexual Assault	1	1	Forgery/Counterfeiting	2	1
		Robbery	3	2	Fraud	12	11
	Aggravated Assault	4	10	Embezzlement	0	0	
	PROPERTY	Burglary	13	9	Stolen Property	6	3
		Larceny/Theft	92	72	Vandalism	36	31
		Motor Vehicle Theft	24	9	Weapons	5	2
		Arson	0	0	Prostitution	0	0
		COMPSTAT TOTALS	137	103	Sex Offenses	3	0
	NON-UCR OFFENSES	Ambulance Calls	7	12	Drug Abuse	16	15
Deaths		2	3	Gambling	0	0	
Missing Persons		5	4	Family Offenses	35	25	
Suicides		0	1	DUI	6	2	
Suspicious Activity		20	18	Liquor Laws	2	0	
Traffic Accidents		24	25	Drunkenness	1	3	
All Other		121	91	Disorderly Conduct	3	1	
NON-UCR TOTALS		179	154	All Other Offenses	54	65	
TOTALS	COMPSTAT OFFENSES	137	103	Curfew/Loitering	0	0	
	EXTENDED COMPSTAT OFFENSES	216	182	EXTENDED COMPSTAT TOTALS	216	182	
	NON-UCR OFFENSES	179	154				
TOTAL		532	439				

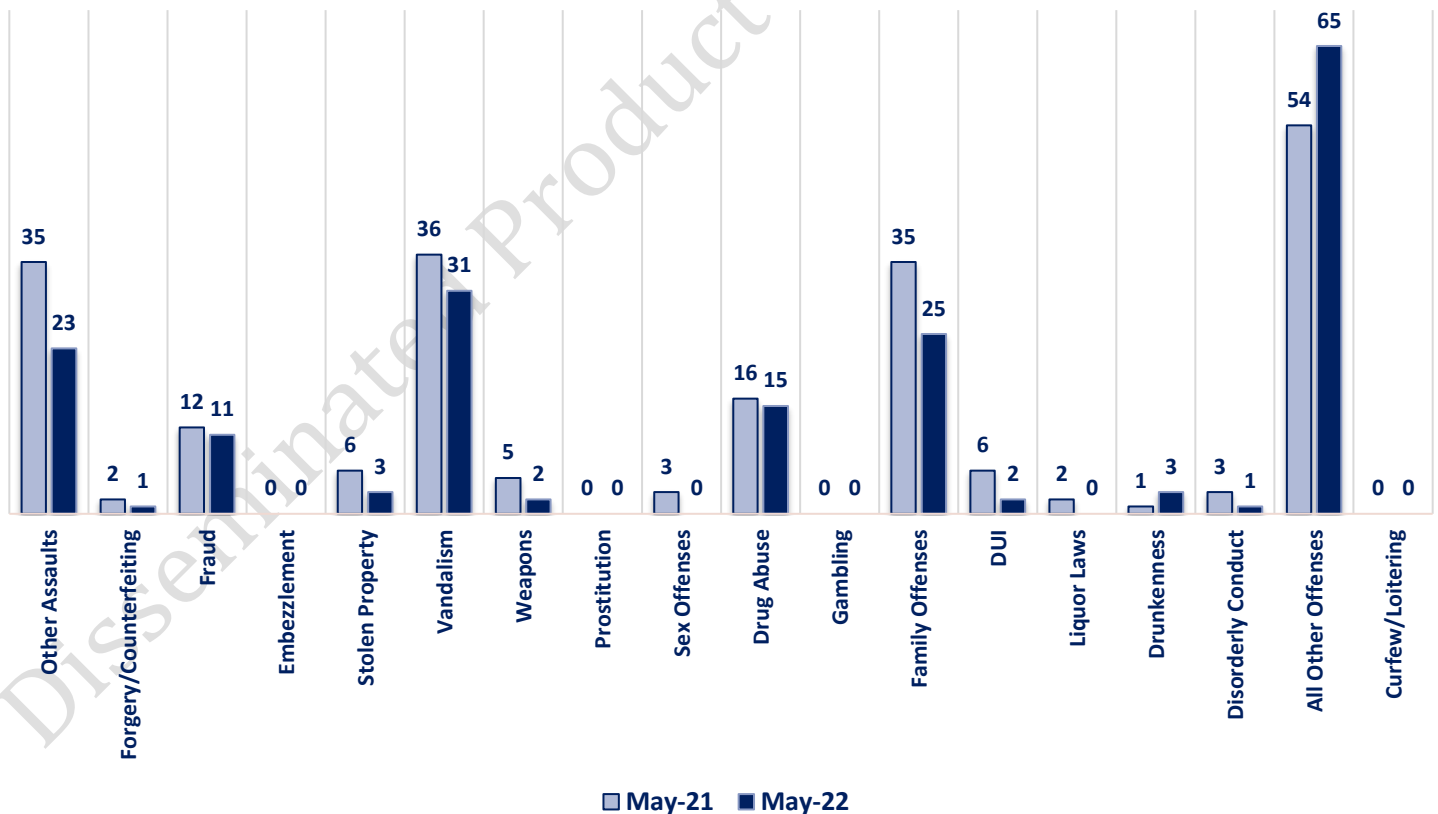
MAY 2022 - COMPSTAT AND EXTENDED COMPSTAT OFFENSE PERCENTAGES



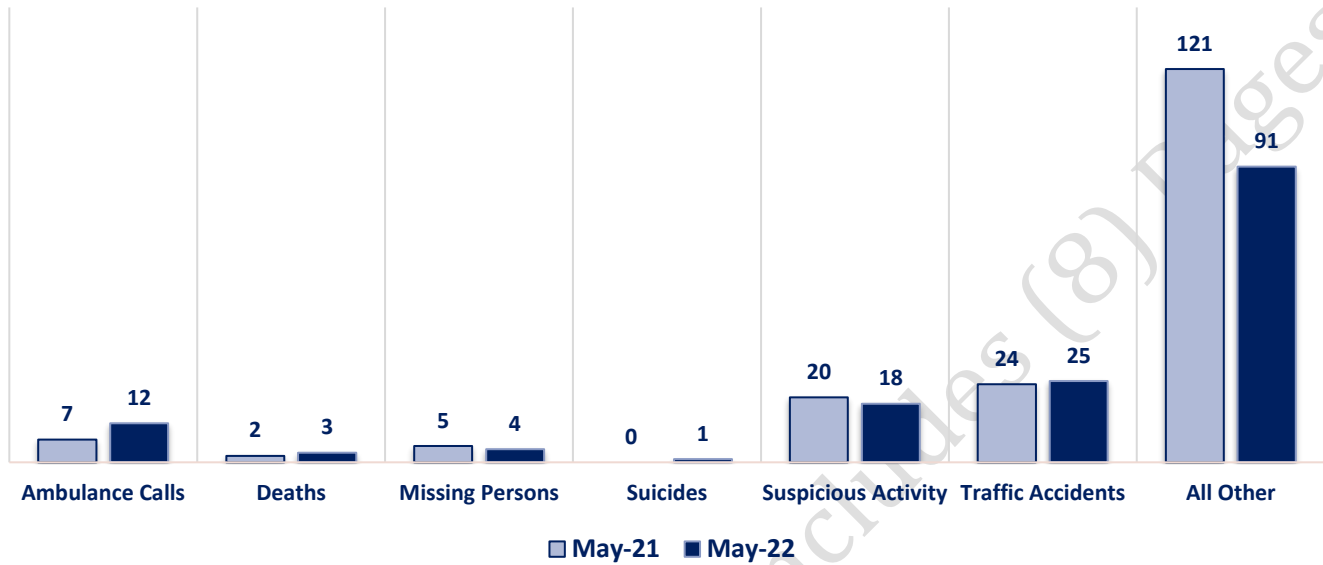
CompStat Offenses



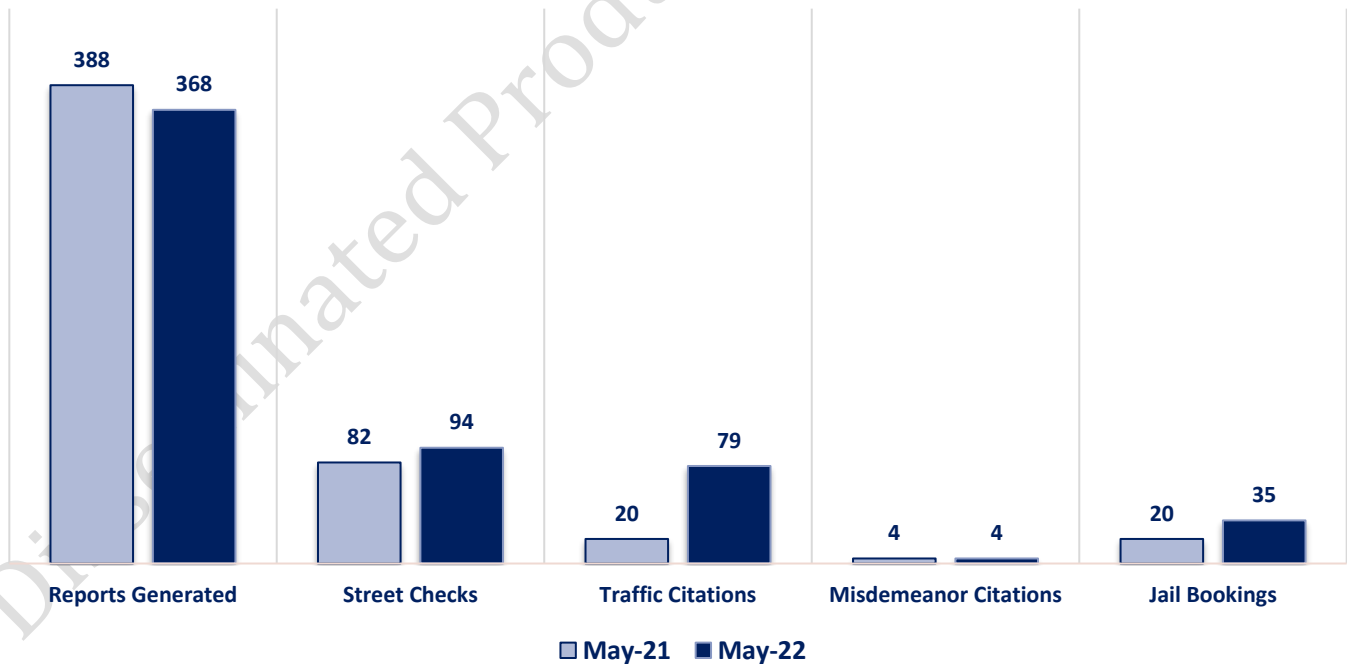
Extended CompStat Offenses



Non-UCR Offenses

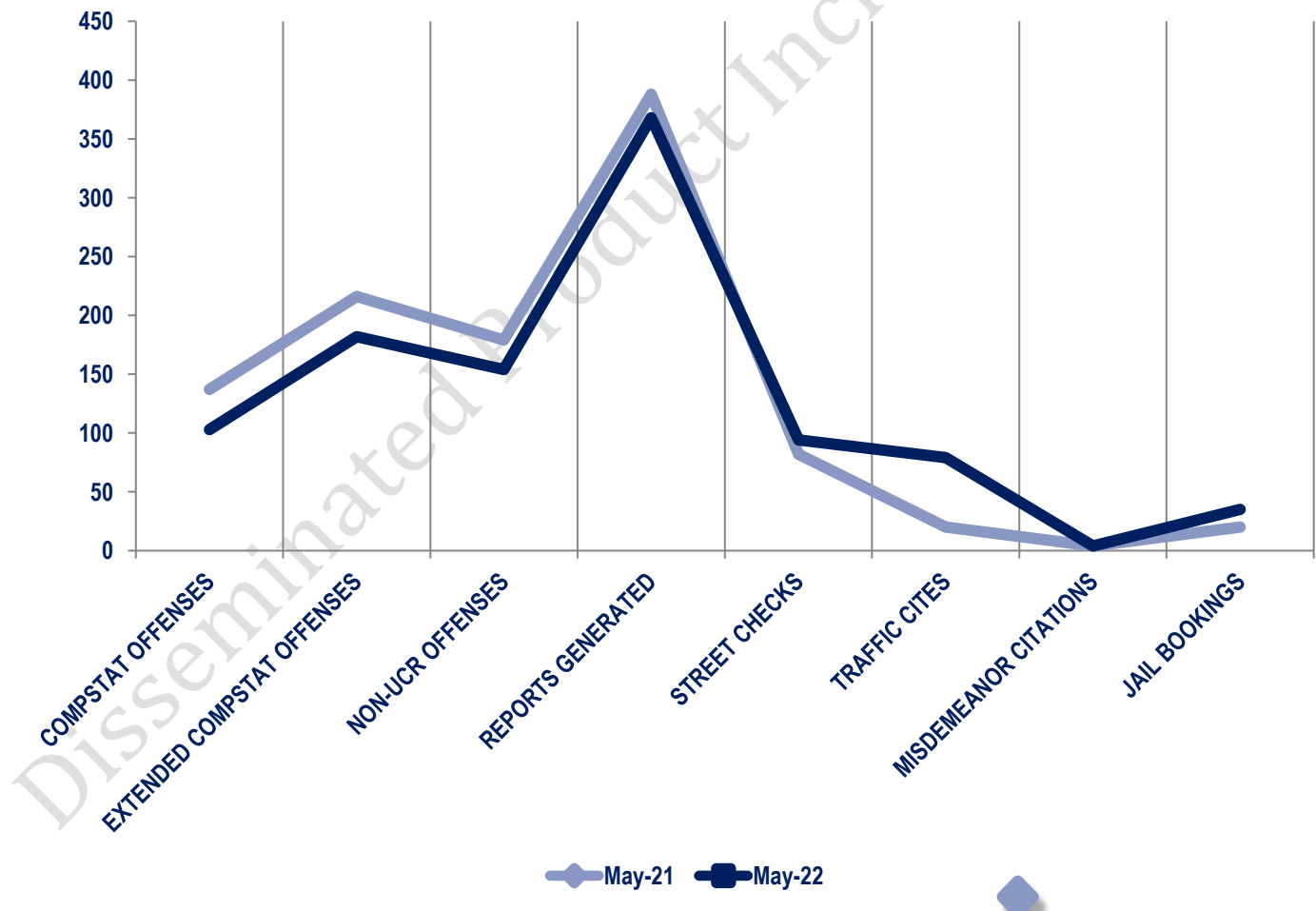


Other Event Totals



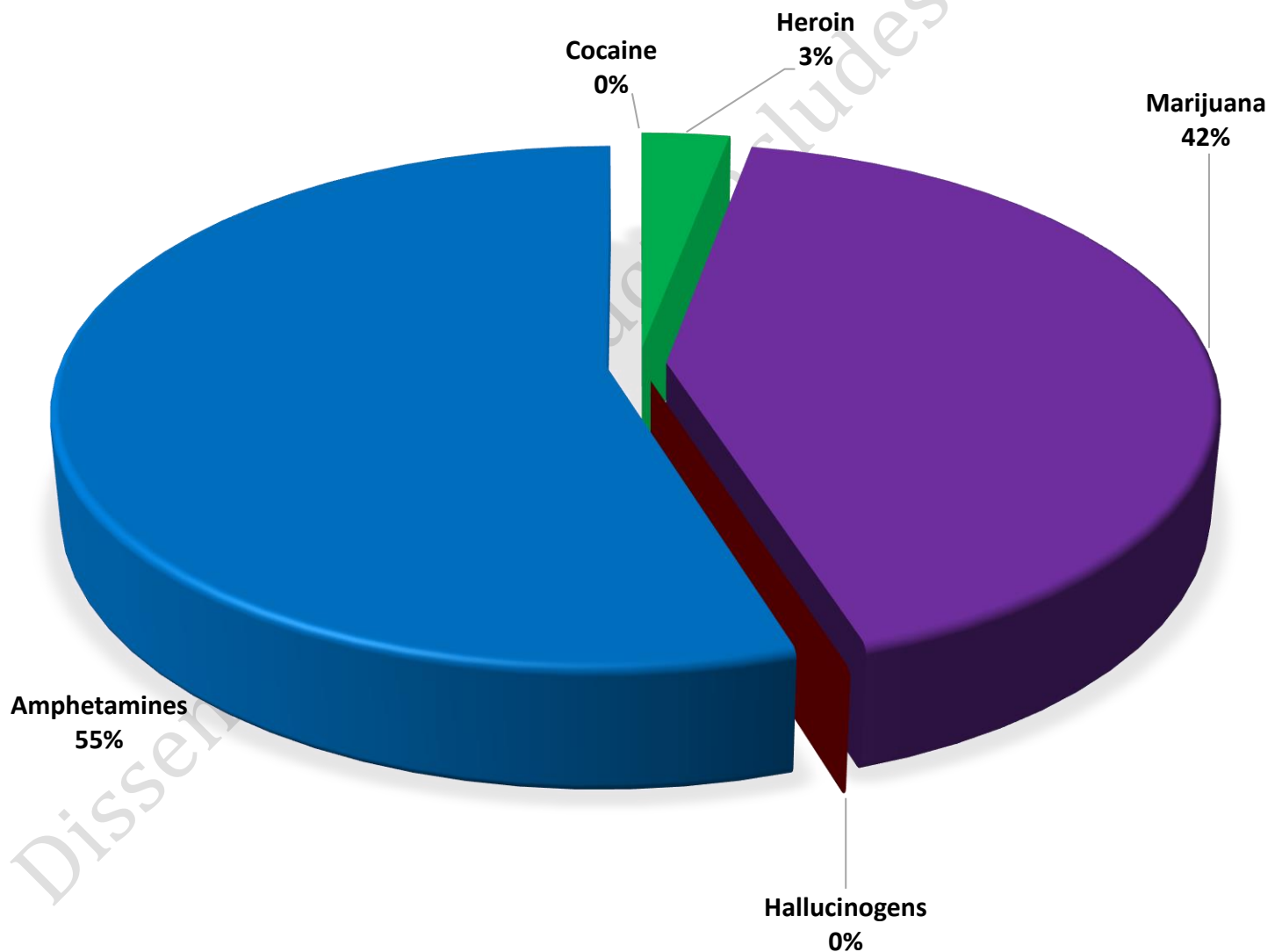
Combined Offense/Event Trends

	MAY 2021	MAY 2022
CompStat Offenses	137	103
Extended CompStat Offenses	216	182
Non-UCR Offenses	179	154
Reports Generated	388	368
Street Checks	82	94
Traffic Cites	20	79
Misdemeanor Citations	4	4
Jail Bookings	20	35

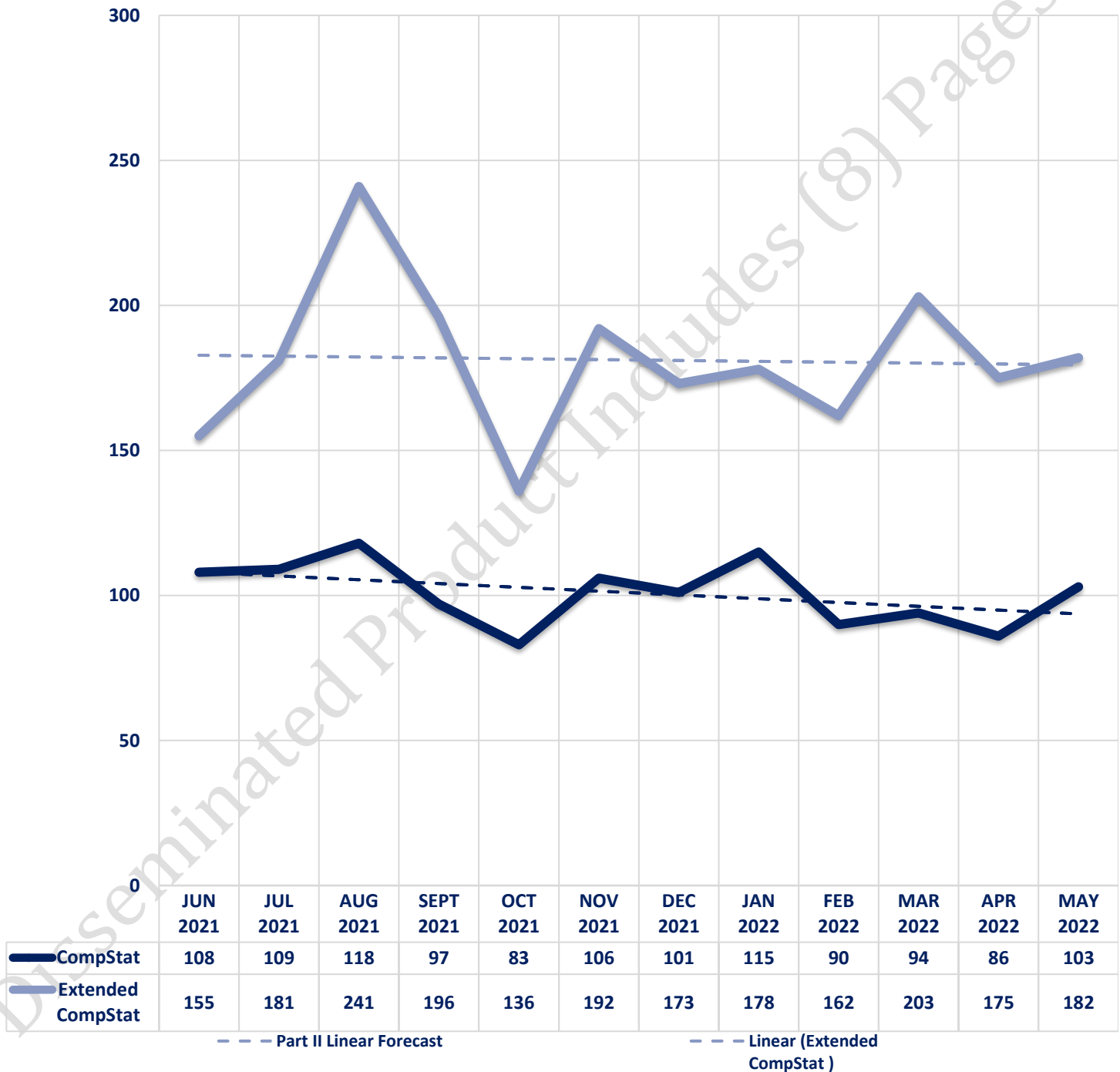


Seized Drugs

TYPE	DOSES	STREET VALUE
Cocaine	0.0	\$ -
Heroin	133.0	\$ 990.85
Marijuana	1858.9	\$ 6,171.68
Hallucinogens	0.0	\$ -
Amphetamines	2429.0	\$ 17,003.00
TOTAL	4420.9	\$ 24,165.53



CompStat & Extended CompStat Offenses - One Year





CITY COUNCIL DISTRICT #3

MONTHLY OFFENSE SUMMARY

June 2022

These figures represent preliminary counts of original Police Incident Reports and include all offenses within the above listed City Council District only. Full statistical analysis to determine the confidence level of this data has not been performed. The results contained herein are approximate in relation to the listed area and may not fully coincide with data shown in other areas of SLCPD's Crime Statistics page such as Calls for Service, Crimes Trending, and Crime Reports due to and reflective of departmental procedures that were in place at the time the event occurred and the date this data was compiled. Results displayed are not distinguished as attempted or completed crimes, do not include other calls for police service, and only represent police service where a report was made. Police Incident Reports are classified by primary offense categories as defined by the Uniform Crime Reporting (UCR) system, however for this report all offenses are included, and each incident may have more than one offense listed on it. In cases where there is more than one offense listed, all offenses are counted individually. Although every reasonable verification effort is made, the accuracy of any data is subject to the constraints of the report generation process as well as the manner, format, and point in time of any query.

COMPSTAT OFFENSES: (Part I)

Chosen by the FBI as Part I Offenses because they are serious crimes that occur with regularity in all areas of the country and are likely to be reported to Police.

EXTENDED COMPSTAT OFFENSES: (Part II)

All other crimes other than the eight CompStat Offenses. The Uniform Crime Reporting Program gathers only arrest data for these offenses, however, SLCPD results displayed in this document display all of these, regardless of the presence of arrest data.

ALL OTHER OFFENSES:

Under the Extended CompStat Offense section, 'All Other Offenses' include Peeping Tom, Trespass, Kidnap/Abduction, Pornography, Extortion/Blackmail, Bribery, Warrants, Sexual Offenses, Obstruction, Public Peace, and Hit & Run.

NON-UCR OFFENSES:

Non-UCR Offenses include reports for all other offenses not classified as a CompStat or Extended CompStat Offense. Results displayed separate some of these offenses such as Ambulance Calls, Deaths, Missing Persons, Suicides, Suspicious Activity, and Traffic Accidents.

ALL OTHER NON-UCR:

Under the Non-UCR category, 'All Other' include the remainder of offenses not classified as CompStat or CompStat Extended and not separated from the Non-UCR Offenses. These include things such as Loud Parties, Barking Dogs, Mentally Ill Subjects, Citizen Assistance, etc.

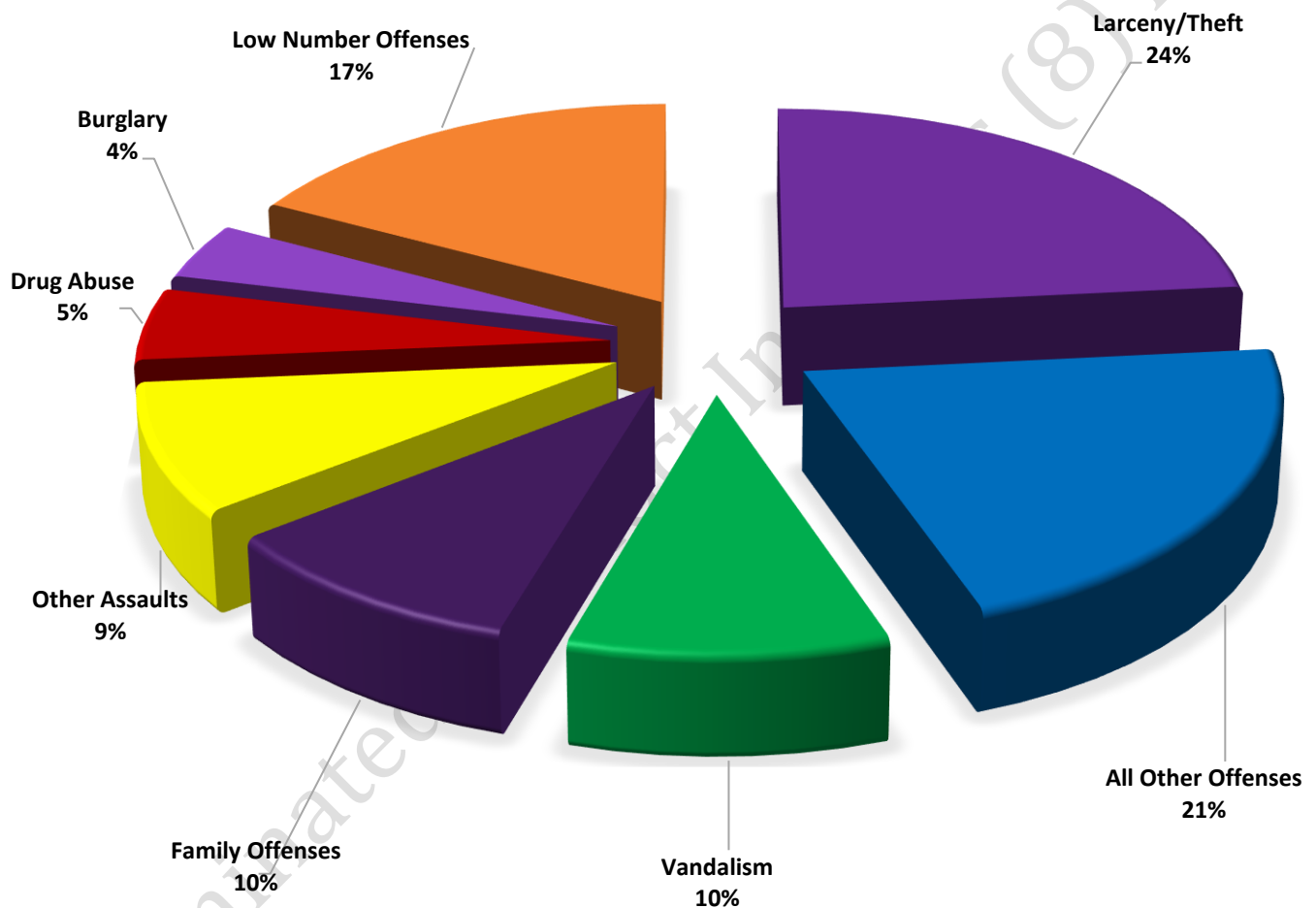
LOW NUMBER OFFENSES:

On page two, in the interest of space and allowing for easier viewing, the category titled 'Low Number Offenses' include CompStat and Extended CompStat Offenses from page one that have totals under the amount of 11.

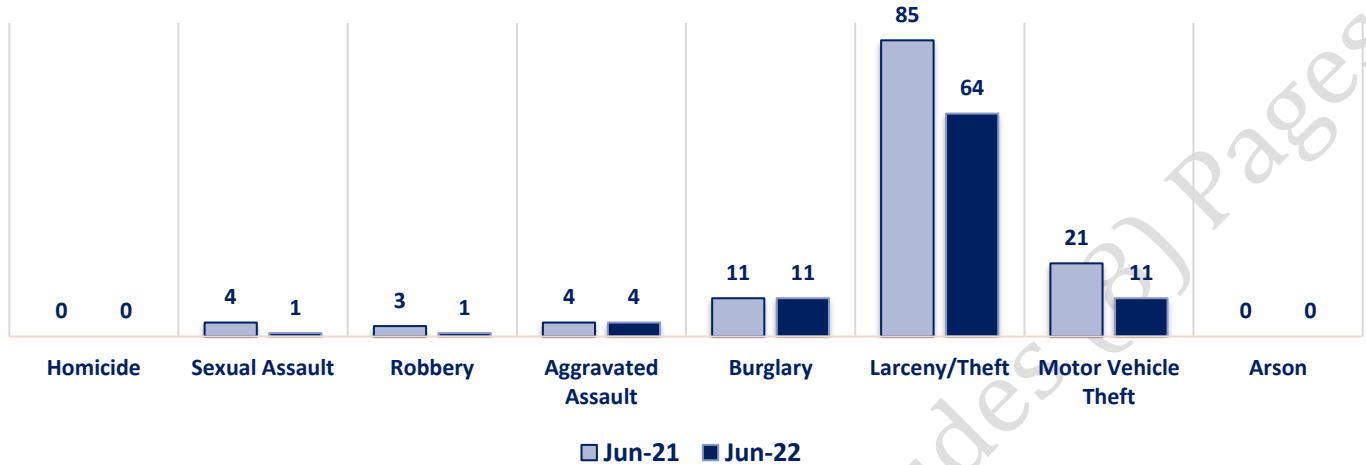
Offenses

COMPSTAT OFFENSES	VIOLENT	Offense	Jun-21	Jun-22	OFFENSE	Jun-21	Jun-22
		Homicide	0	0	Other Assaults	19	25
		Sexual Assault	4	1	Forgery/Counterfeiting	2	1
		Robbery	3	1	Fraud	14	8
		Aggravated Assault	4	4	Embezzlement	0	0
	PROPERTY	Burglary	11	11	Stolen Property	3	2
		Larceny/Theft	85	64	Vandalism	35	27
		Motor Vehicle Theft	21	11	Weapons	2	3
		Arson	0	0	Prostitution	0	0
		COMPSTAT TOTALS	128	92	Sex Offenses	0	3
	NON-UCR OFFENSES	Ambulance Calls	14	7	Drug Abuse	6	14
Deaths		2	6	Gambling	0	0	
Missing Persons		2	1	Family Offenses	24	27	
Suicides		0	0	DUI	3	4	
Suspicious Activity		14	14	Liquor Laws	0	1	
Traffic Accidents		16	21	Drunkenness	4	5	
All Other		80	76	Disorderly Conduct	5	3	
NON-UCR TOTALS		128	125	All Other Offenses	46	58	
TOTALS	COMPSTAT OFFENSES	128	92	Curfew/Loitering	0	0	
	EXTENDED COMPSTAT OFFENSES	163	181	EXTENDED COMPSTAT TOTALS	163	181	
	NON-UCR OFFENSES	128	125				
TOTAL		419	398				

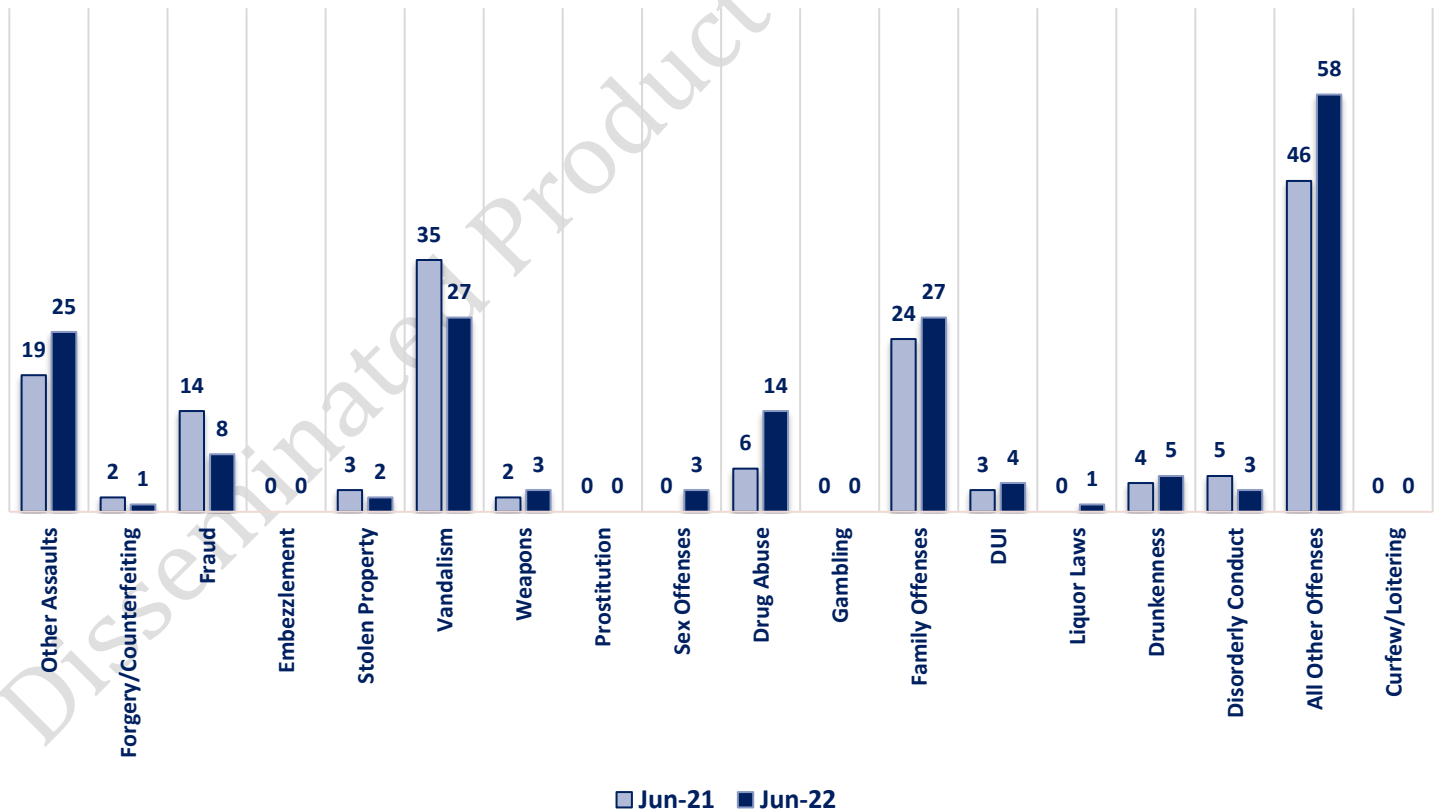
JUNE 2022 - COMPSTAT AND EXTENDED COMPSTAT OFFENSE PERCENTAGES



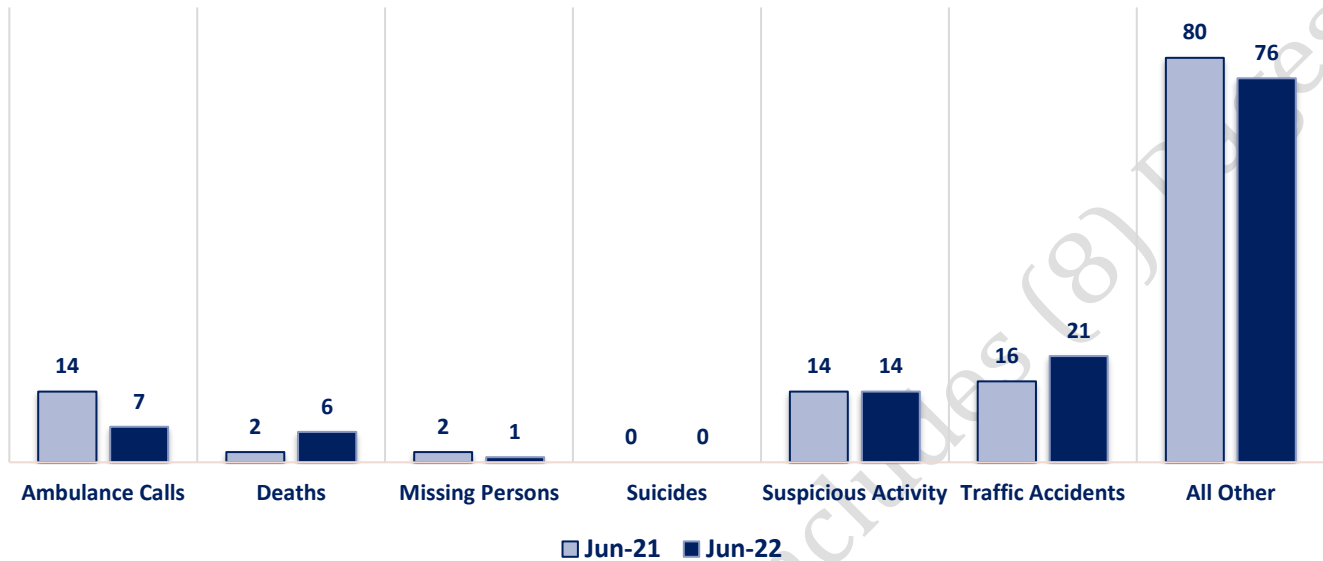
CompStat Offenses



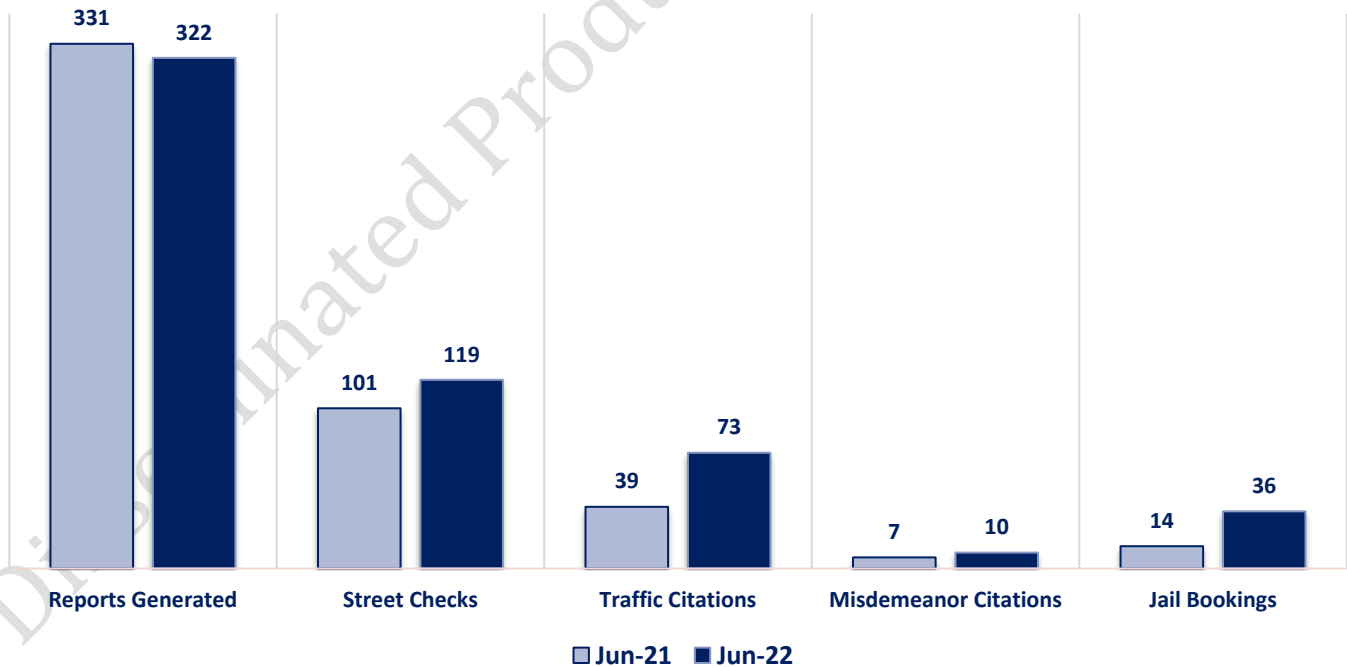
Extended CompStat Offenses



Non-UCR Offenses

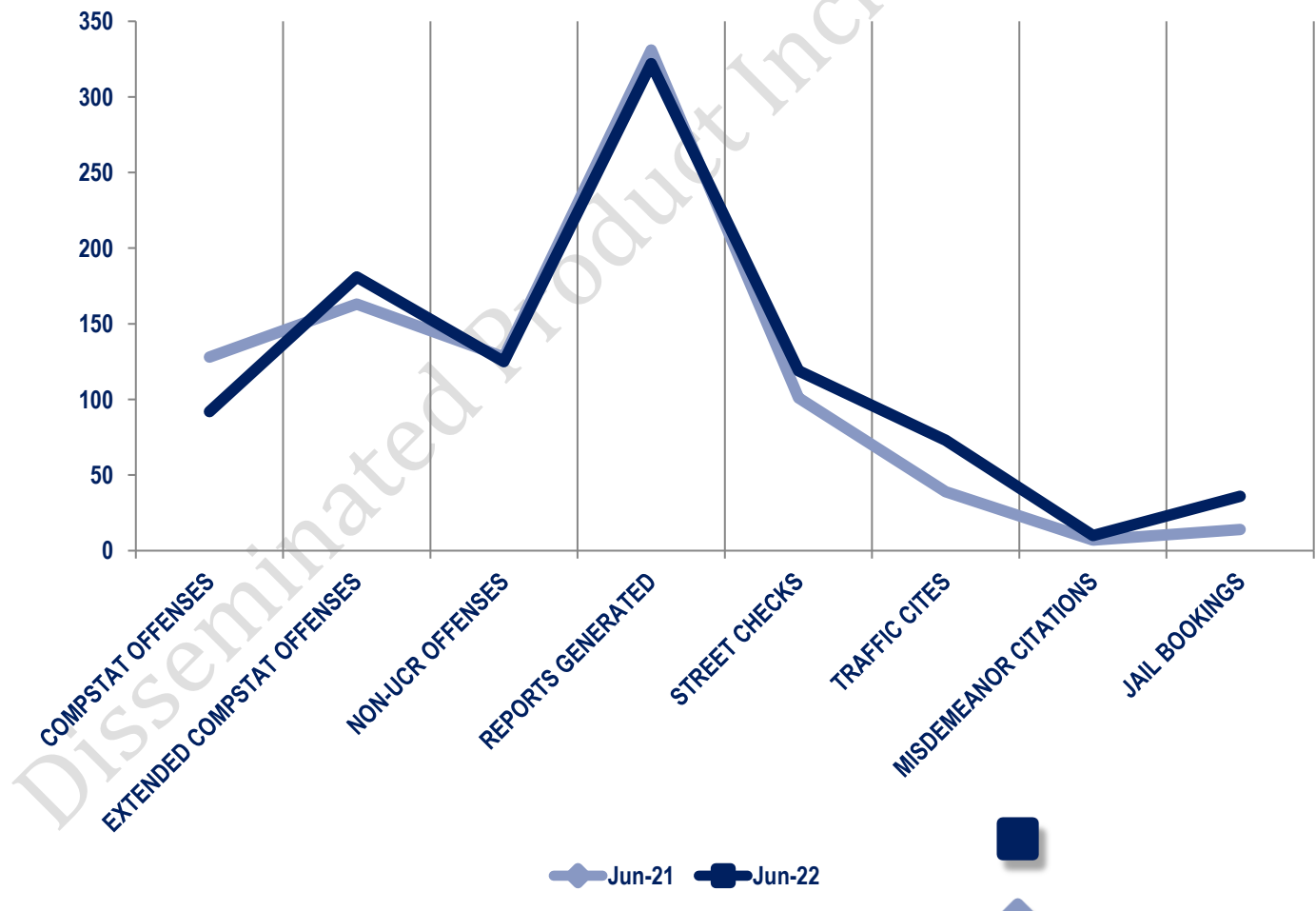


Other Event Totals



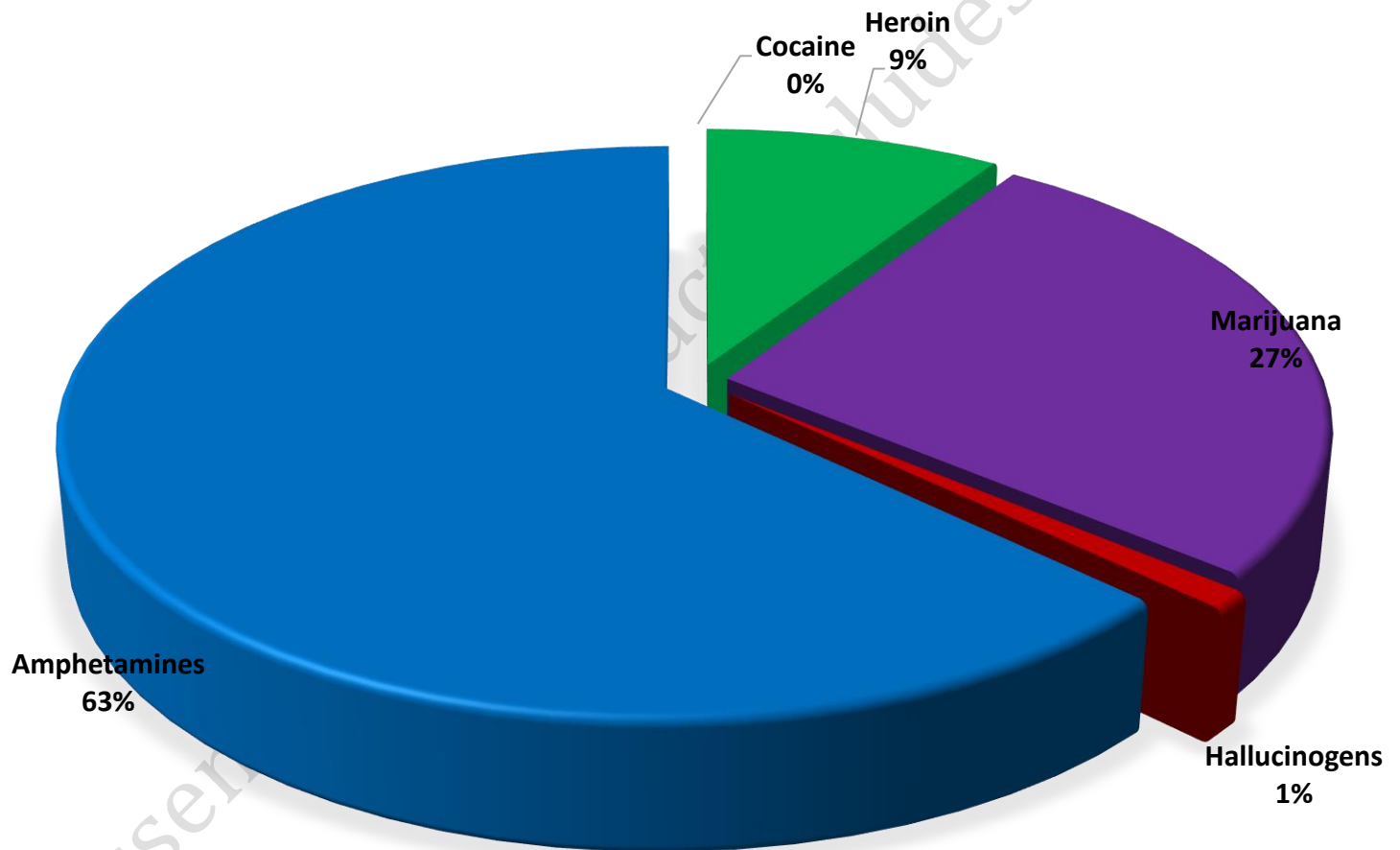
Combined Offense/Event Trends

	JUNE 2021	JUNE 2022
CompStat Offenses	128	92
Extended CompStat Offenses	163	181
Non-UCR Offenses	128	125
Reports Generated	331	322
Street Checks	101	119
Traffic Cites	39	73
Misdemeanor Citations	7	10
Jail Bookings	14	36

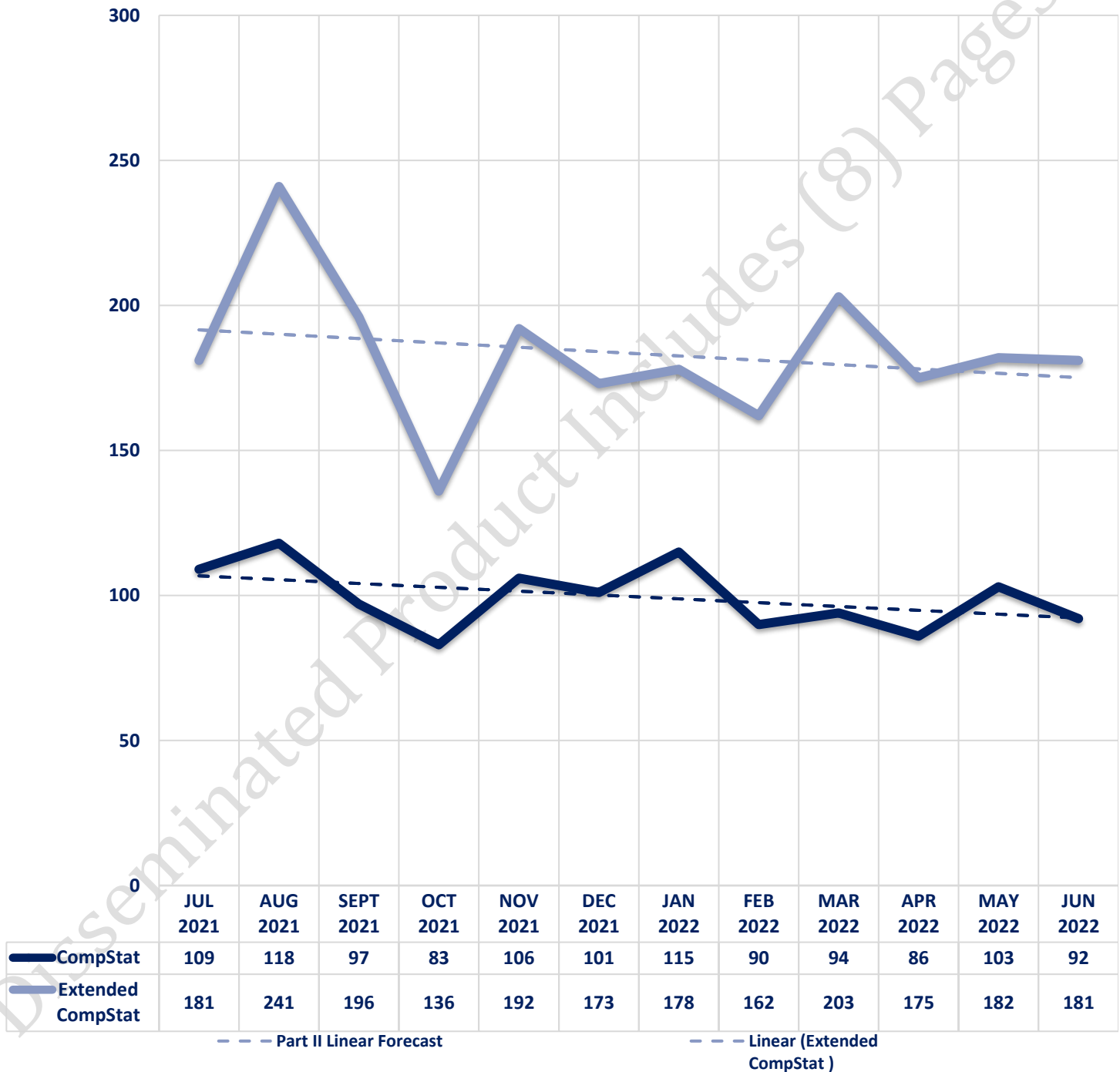


Seized Drugs

TYPE	DOSES	STREET VALUE
Cocaine	0.0	\$ -
Heroin	71.0	\$ 528.95
Marijuana	205.4	\$ 681.98
Hallucinogens	7.8	\$ 15.52
Amphetamines	483.0	\$ 3,381.00
TOTAL	767.2	\$ 4,607.45



CompStat & Extended CompStat Offenses - One Year





CITY COUNCIL DISTRICT #3

MONTHLY OFFENSE SUMMARY

July 2022

These figures represent preliminary counts of original Police Incident Reports and include all offenses within the above listed City Council District only. Full statistical analysis to determine the confidence level of this data has not been performed. The results contained herein are approximate in relation to the listed area and may not fully coincide with data shown in other areas of SLCPD's Crime Statistics page such as Calls for Service, Crimes Trending, and Crime Reports due to and reflective of departmental procedures that were in place at the time the event occurred and the date this data was compiled. Results displayed are not distinguished as attempted or completed crimes, do not include other calls for police service, and only represent police service where a report was made. Police Incident Reports are classified by primary offense categories as defined by the Uniform Crime Reporting (UCR) system, however for this report all offenses are included, and each incident may have more than one offense listed on it. In cases where there is more than one offense listed, all offenses are counted individually. Although every reasonable verification effort is made, the accuracy of any data is subject to the constraints of the report generation process as well as the manner, format, and point in time of any query.

COMPSTAT OFFENSES: (Part I)

Chosen by the FBI as Part I Offenses because they are serious crimes that occur with regularity in all areas of the country and are likely to be reported to Police.

EXTENDED COMPSTAT OFFENSES: (Part II)

All other crimes other than the eight CompStat Offenses. The Uniform Crime Reporting Program gathers only arrest data for these offenses, however, SLCPD results displayed in this document display all of these, regardless of the presence of arrest data.

ALL OTHER OFFENSES:

Under the Extended CompStat Offense section, 'All Other Offenses' include Peeping Tom, Trespass, Kidnap/Abduction, Pornography, Extortion/Blackmail, Bribery, Warrants, Sexual Offenses, Obstruction, Public Peace, and Hit & Run.

NON-UCR OFFENSES:

Non-UCR Offenses include reports for all other offenses not classified as a CompStat or Extended CompStat Offense. Results displayed separate some of these offenses such as Ambulance Calls, Deaths, Missing Persons, Suicides, Suspicious Activity, and Traffic Accidents.

ALL OTHER NON-UCR:

Under the Non-UCR category, 'All Other' include the remainder of offenses not classified as CompStat or CompStat Extended and not separated from the Non-UCR Offenses. These include things such as Loud Parties, Barking Dogs, Mentally Ill Subjects, Citizen Assistance, etc.

LOW NUMBER OFFENSES:

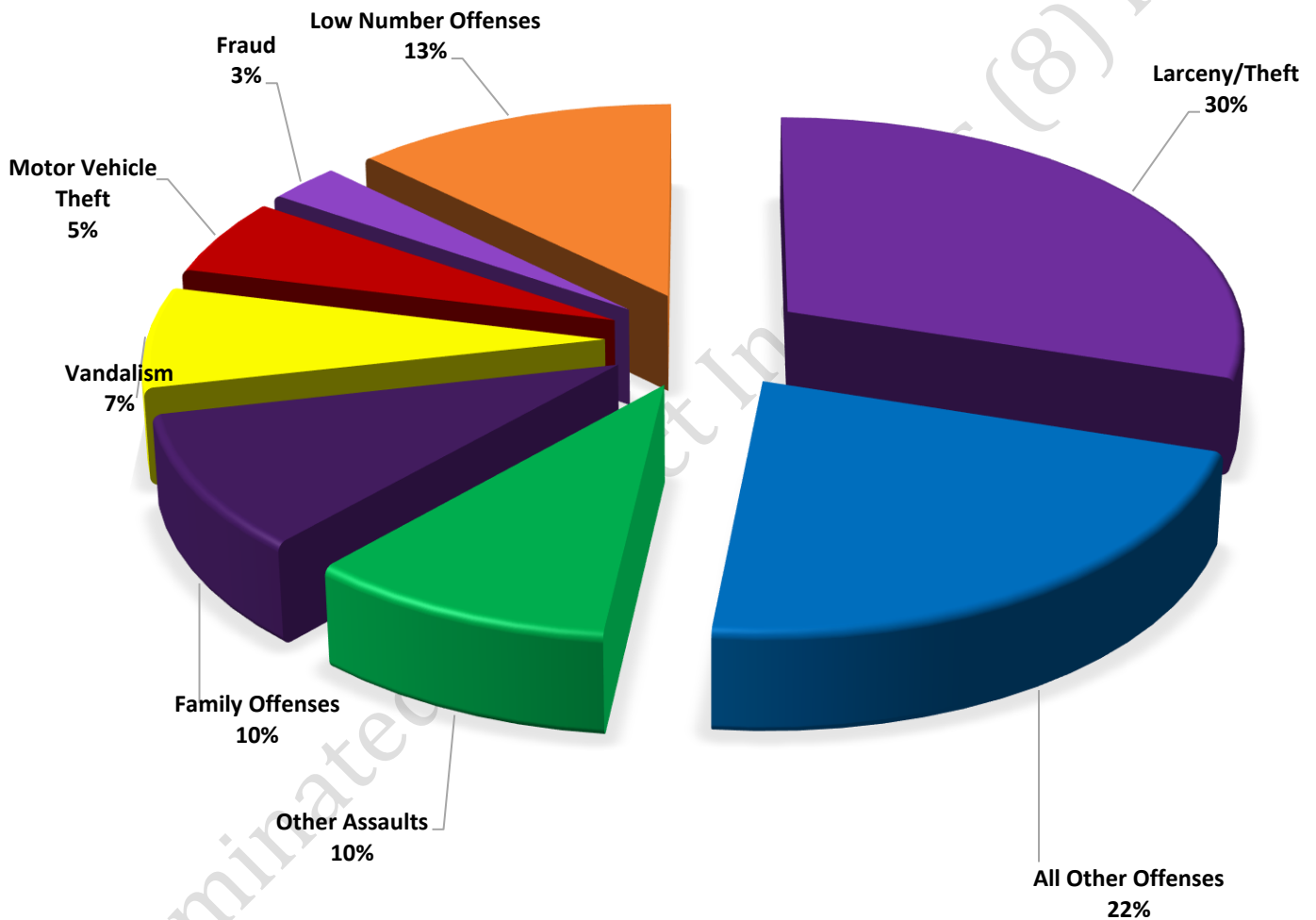
On page two, in the interest of space and allowing for easier viewing, the category titled 'Low Number Offenses' include CompStat and Extended CompStat Offenses from page one that have totals under the amount of 8.

Offenses

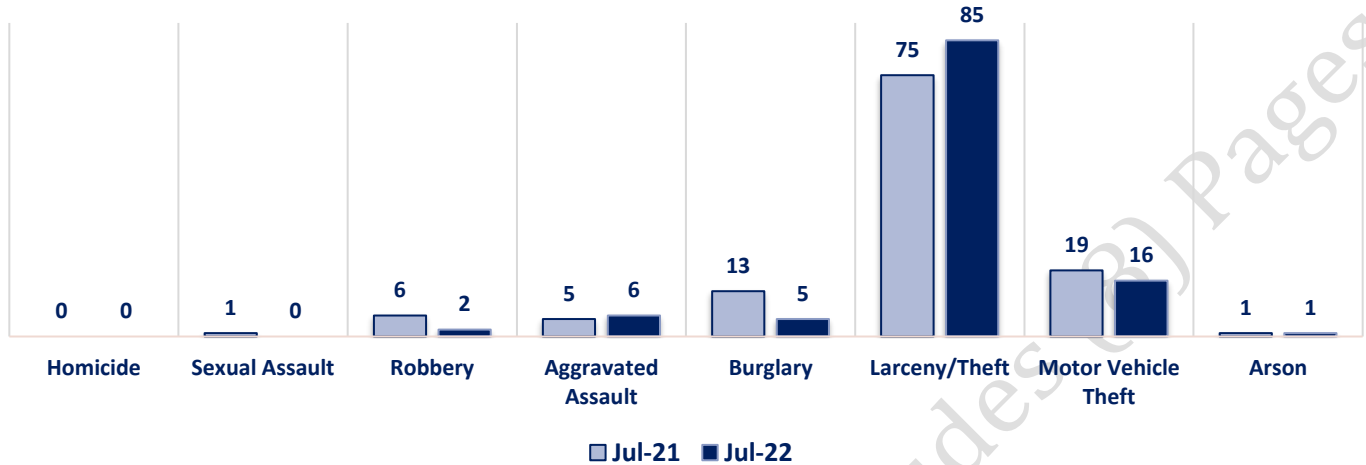
COMPSTAT OFFENSES	VIOLENT	Offense	Jul-21	Jul-22	EXTENDED COMPSTAT OFFENSES
		Homicide	0	0	
		Sexual Assault	1	0	
		Robbery	6	2	
		Aggravated Assault	5	6	
		Burglary	13	5	
		Larceny/Theft	75	85	
		Motor Vehicle Theft	19	16	
		Arson	1	1	
NON-UCR OFFENSES	PROPERTY	COMPSTAT TOTALS	120	115	
		Ambulance Calls	12	14	
		Deaths	5	3	
		Missing Persons	1	2	
		Suicides	1	0	
		Suspicious Activity	6	10	
		Traffic Accidents	26	24	
		All Other	103	107	
		NON-UCR TOTALS	154	160	
TOTALS		COMPSTAT OFFENSES	120	115	
		EXTENDED COMPSTAT OFFENSES	191	169	
		NON-UCR OFFENSES	154	160	
		TOTAL	465	444	

OFFENSE	Jul-21	Jul-22
Other Assaults	43	28
Forgery/Counterfeiting	1	0
Fraud	7	8
Embezzlement	0	0
Stolen Property	3	1
Vandalism	29	21
Weapons	3	3
Prostitution	1	0
Sex Offenses	2	0
Drug Abuse	4	8
Gambling	0	0
Family Offenses	40	28
DUI	3	4
Liquor Laws	0	1
Drunkenness	8	2
Disorderly Conduct	3	3
All Other Offenses	44	62
Curfew/Loitering	0	0
EXTENDED COMPSTAT TOTALS	191	169

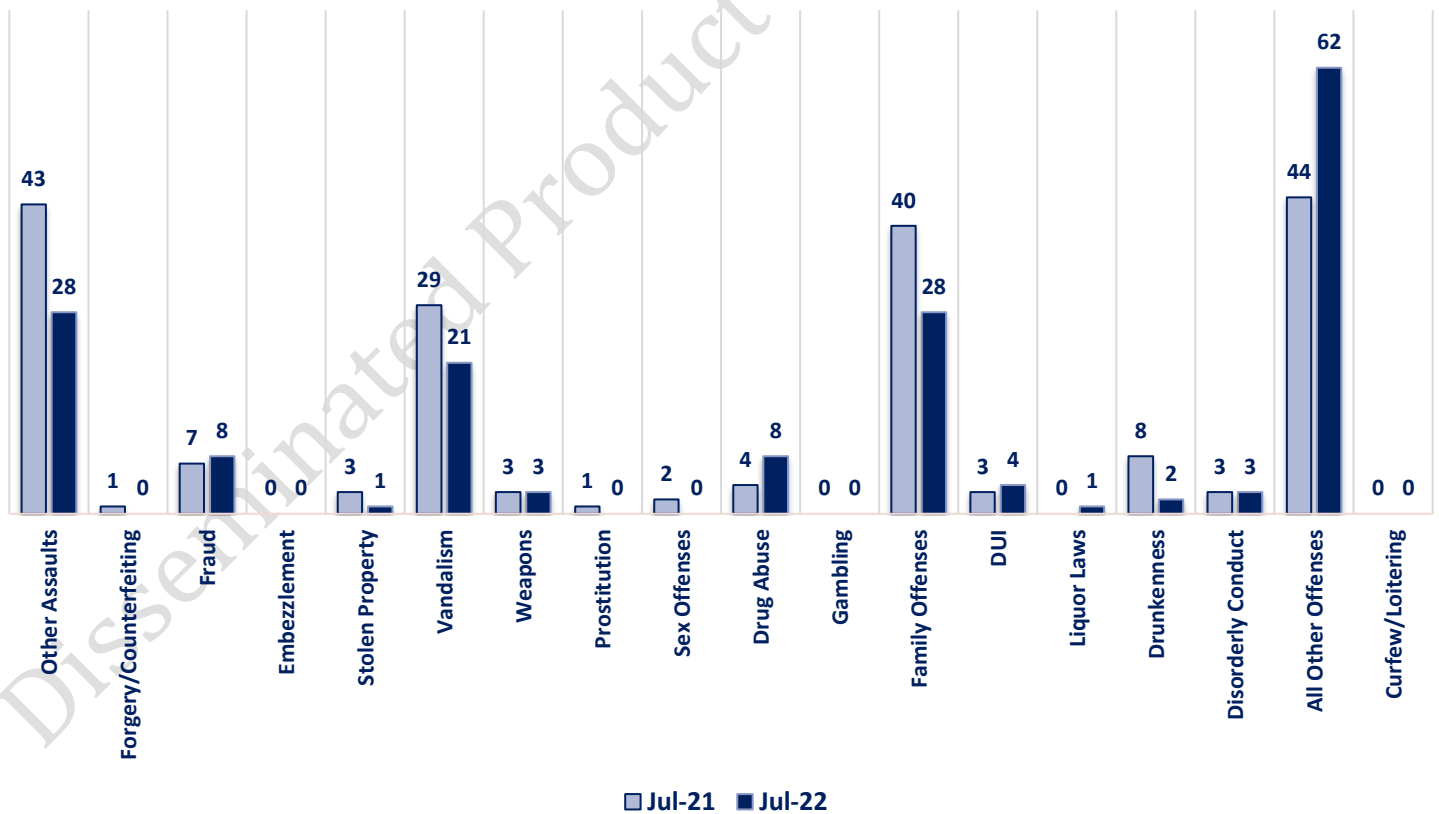
**JULY 2022 - COMPSTAT AND EXTENDED COMPSTAT OFFENSE
PERCENTAGES**



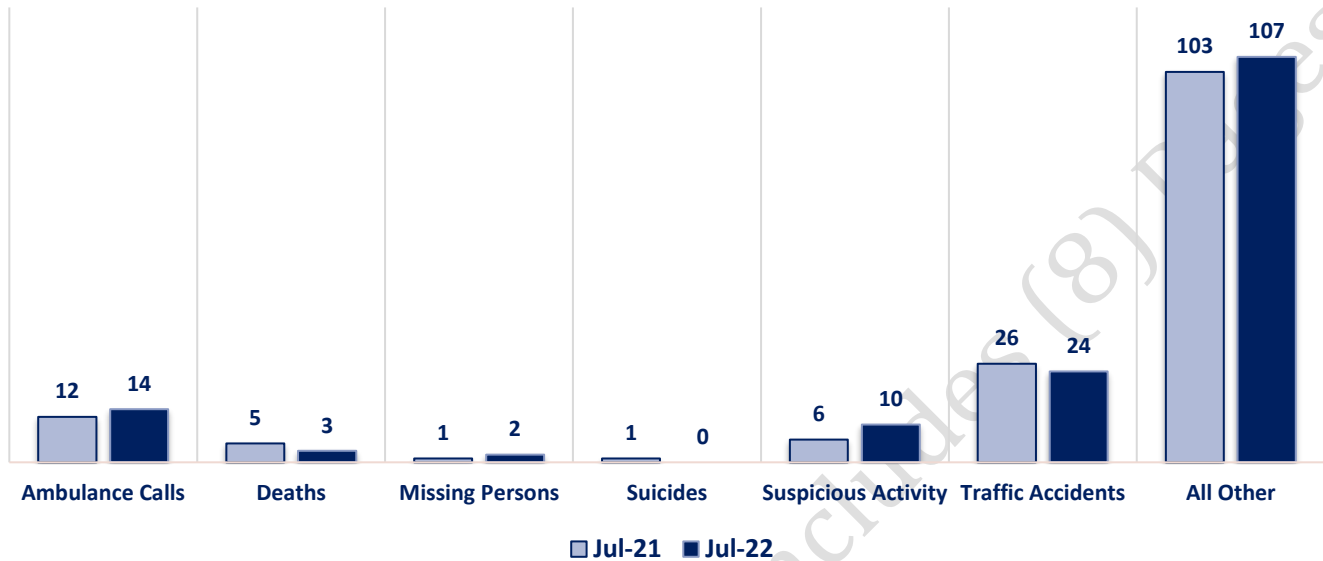
CompStat Offenses



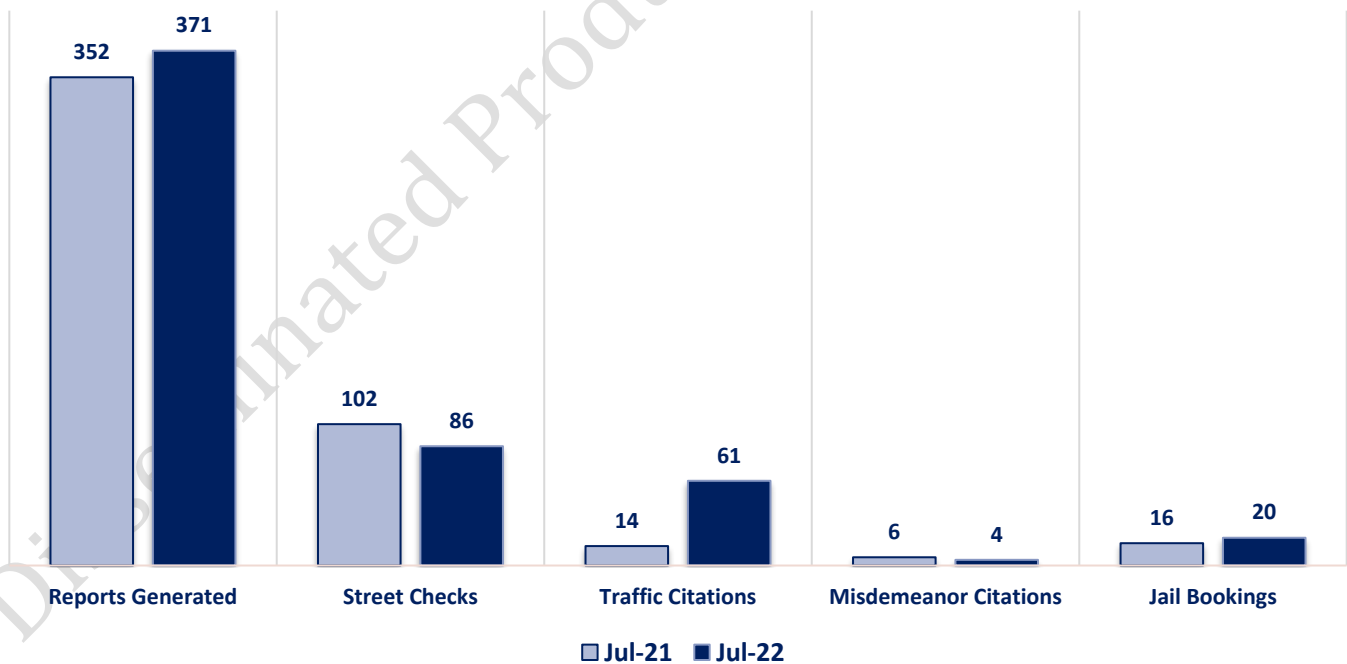
Extended CompStat Offenses



Non-UCR Offenses

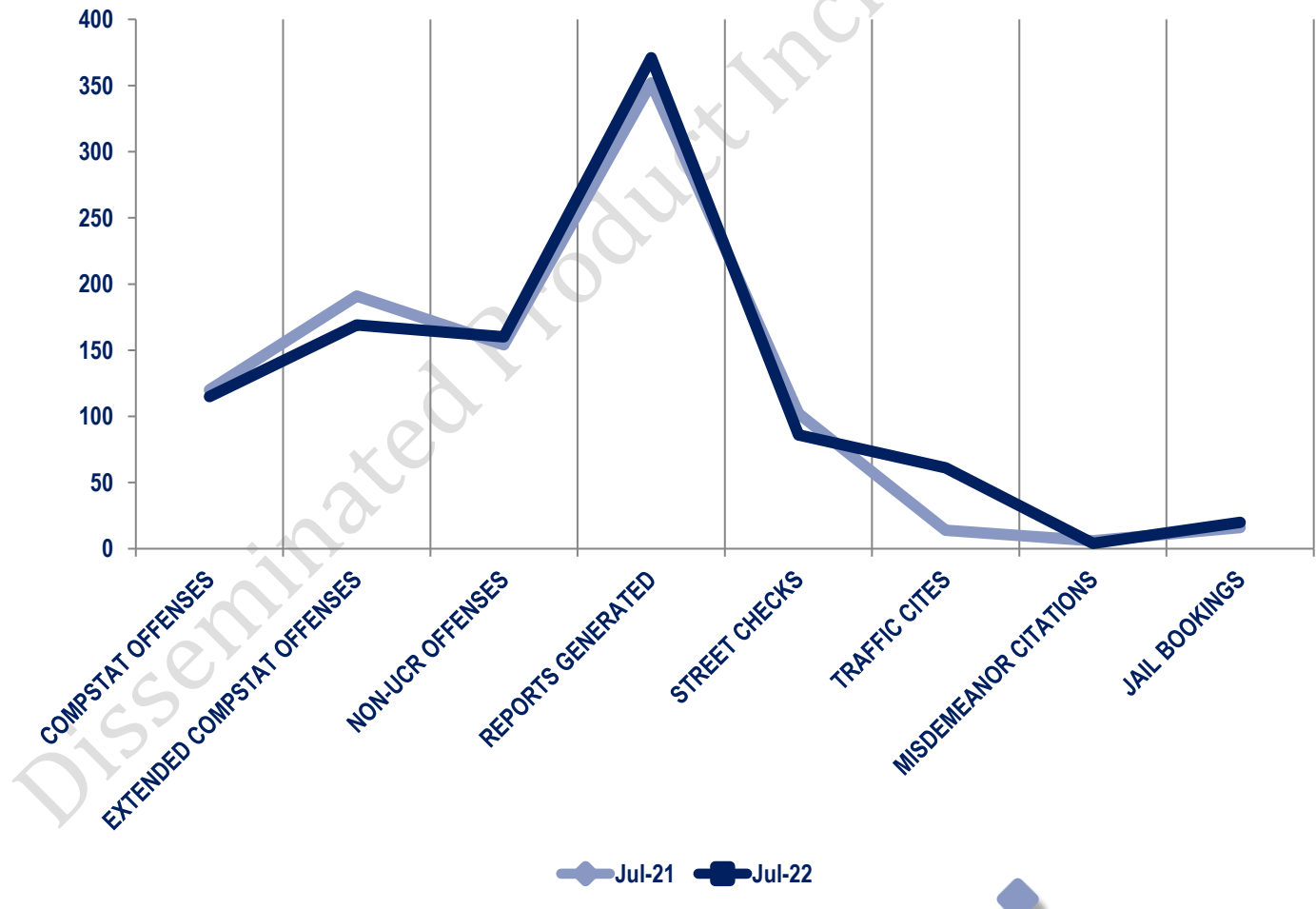


Other Event Totals



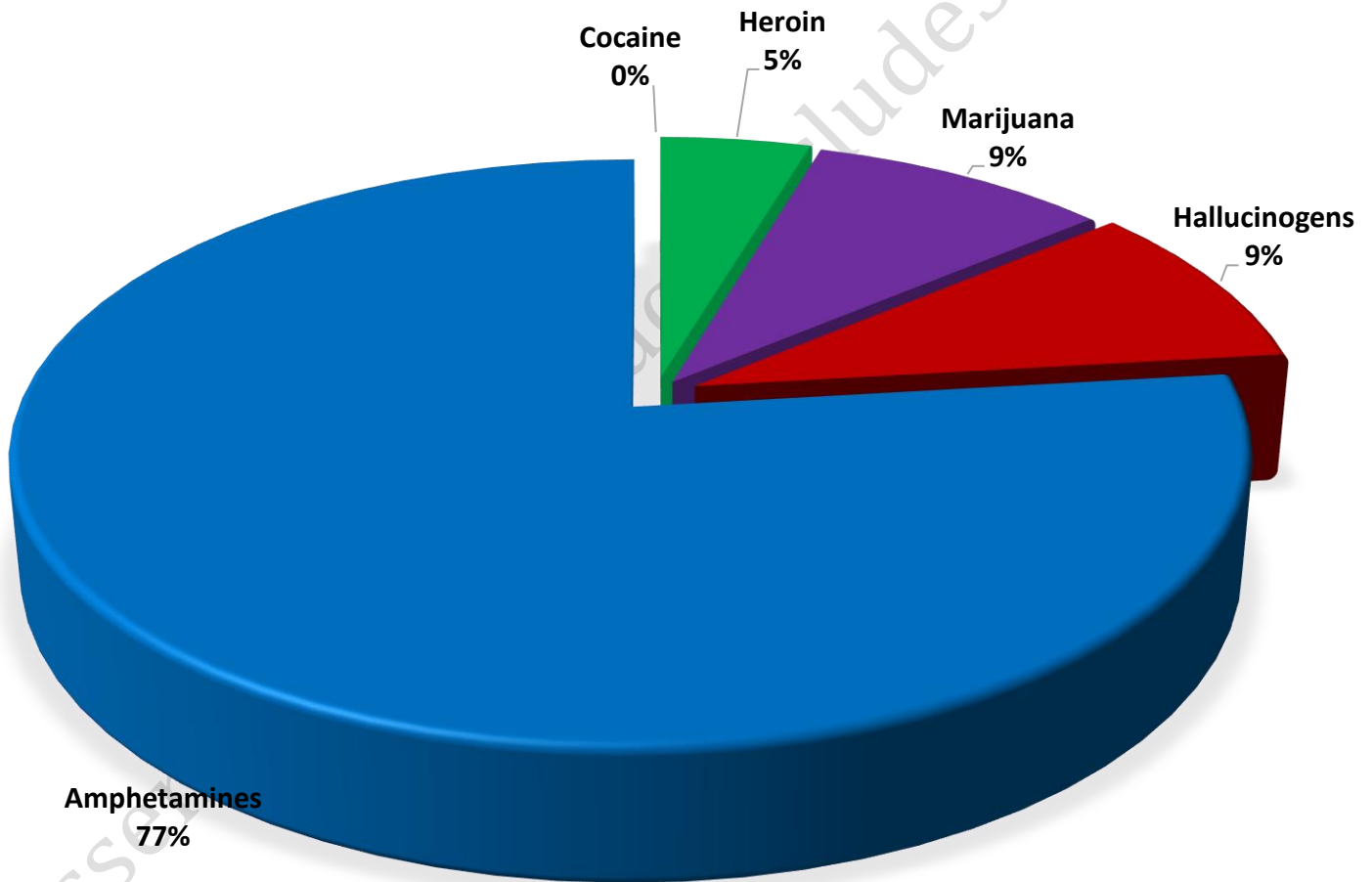
Combined Offense/Event Trends

	JULY 2021	JULY 2022
CompStat Offenses	120	115
Extended CompStat Offenses	191	169
Non-UCR Offenses	154	160
Reports Generated	352	371
Street Checks	102	86
Traffic Cites	14	61
Misdemeanor Citations	6	4
Jail Bookings	16	20

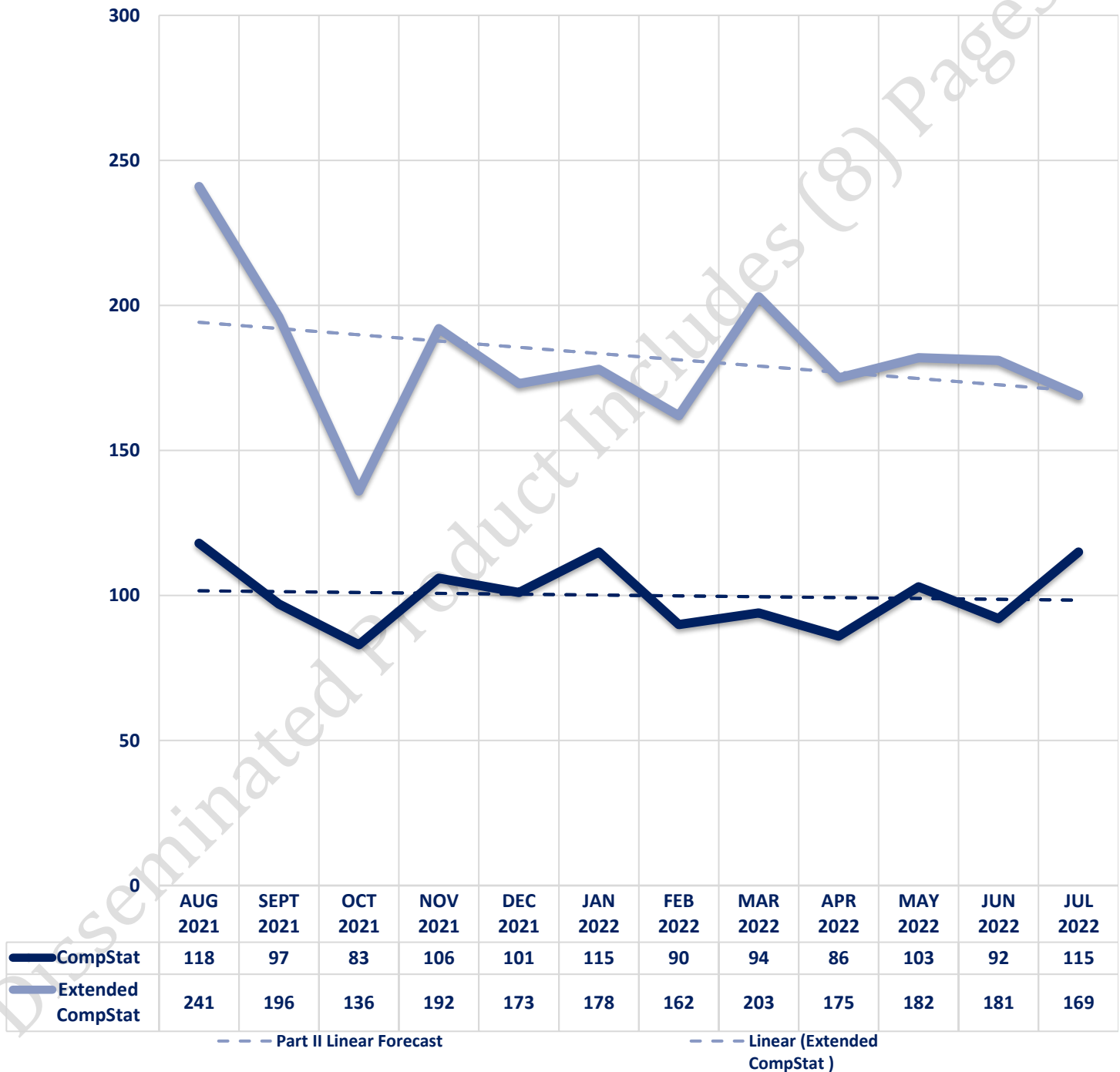


Seized Drugs

TYPE	DOSES	STREET VALUE
Cocaine	0.0	\$ -
Heroin	8.0	\$ 59.60
Marijuana	16.0	\$ 53.15
Hallucinogens	16.0	\$ 32.10
Amphetamines	133.0	\$ 931.00
TOTAL	173.1	\$ 1,075.85



CompStat & Extended CompStat Offenses - One Year





CITY COUNCIL DISTRICT #3

MONTHLY OFFENSE SUMMARY

August 2022

These figures represent preliminary counts of original Police Incident Reports and include all offenses within the above listed City Council District only. Full statistical analysis to determine the confidence level of this data has not been performed. The results contained herein are approximate in relation to the listed area and may not fully coincide with data shown in other areas of SLCPD's Crime Statistics page such as Calls for Service, Crimes Trending, and Crime Reports due to and reflective of departmental procedures that were in place at the time the event occurred and the date this data was compiled. Results displayed are not distinguished as attempted or completed crimes, do not include other calls for police service, and only represent police service where a report was made. Police Incident Reports are classified by primary offense categories as defined by the Uniform Crime Reporting (UCR) system, however for this report all offenses are included, and each incident may have more than one offense listed on it. In cases where there is more than one offense listed, all offenses are counted individually. Although every reasonable verification effort is made, the accuracy of any data is subject to the constraints of the report generation process as well as the manner, format, and point in time of any query.

COMPSTAT OFFENSES: (Part I)

Chosen by the FBI as Part I Offenses because they are serious crimes that occur with regularity in all areas of the country and are likely to be reported to Police.

EXTENDED COMPSTAT OFFENSES: (Part II)

All other crimes other than the eight CompStat Offenses. The Uniform Crime Reporting Program gathers only arrest data for these offenses, however, SLCPD results displayed in this document display all of these, regardless of the presence of arrest data.

ALL OTHER OFFENSES:

Under the Extended CompStat Offense section, 'All Other Offenses' include Peeping Tom, Trespass, Kidnap/Abduction, Pornography, Extortion/Blackmail, Bribery, Warrants, Sexual Offenses, Obstruction, Public Peace, and Hit & Run.

NON-UCR OFFENSES:

Non-UCR Offenses include reports for all other offenses not classified as a CompStat or Extended CompStat Offense. Results displayed separate some of these offenses such as Ambulance Calls, Deaths, Missing Persons, Suicides, Suspicious Activity, and Traffic Accidents.

ALL OTHER NON-UCR:

Under the Non-UCR category, 'All Other' include the remainder of offenses not classified as CompStat or CompStat Extended and not separated from the Non-UCR Offenses. These include things such as Loud Parties, Barking Dogs, Mentally Ill Subjects, Citizen Assistance, etc.

LOW NUMBER OFFENSES:

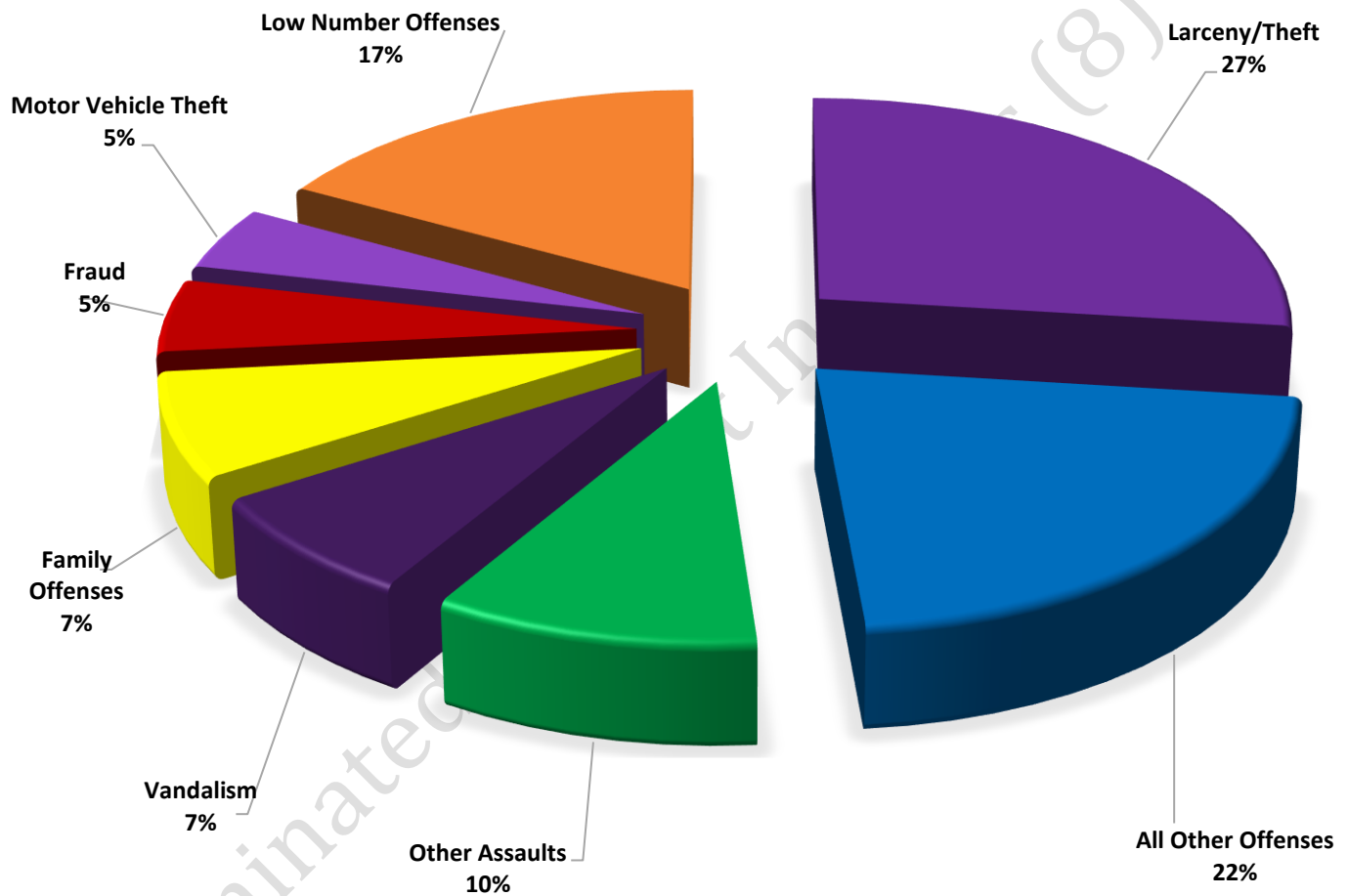
On page two, in the interest of space and allowing for easier viewing, the category titled 'Low Number Offenses' include CompStat and Extended CompStat Offenses from page one that have totals under the amount of 13.

Offenses

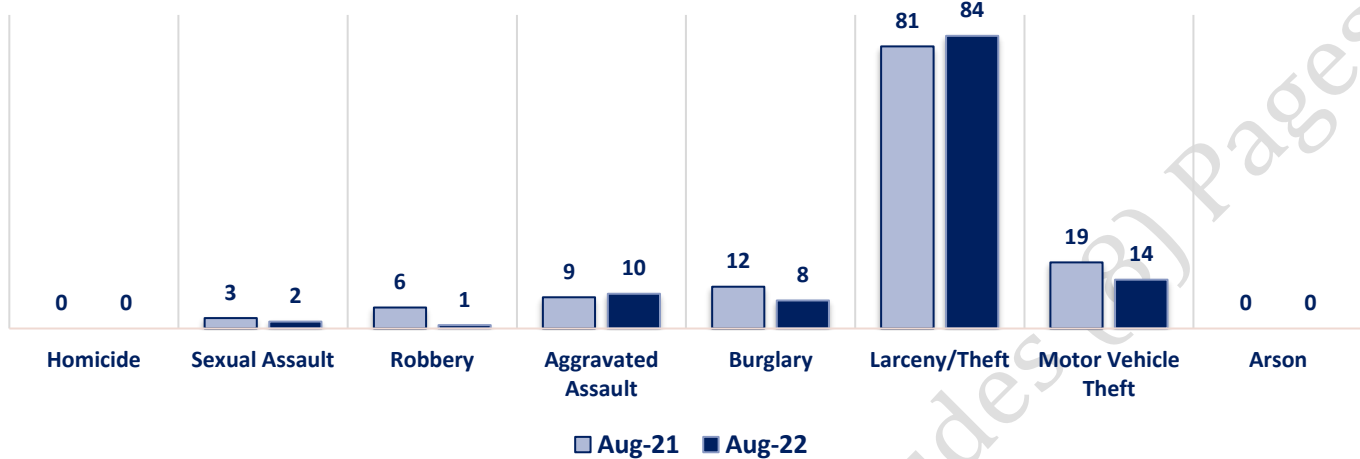
COMPSTAT OFFENSES	VIOLENT	Offense	Aug-21	Aug-22	EXTENDED COMPSTAT OFFENSES
		Homicide	0	0	
		Sexual Assault	3	2	
		Robbery	6	1	
		Aggravated Assault	9	10	
		Burglary	12	8	
		Larceny/Theft	81	84	
		Motor Vehicle Theft	19	14	
		Arson	0	0	
NON-UCR OFFENSES	PROPERTY	COMPSTAT TOTALS	130	119	
		Ambulance Calls	11	5	
		Deaths	3	5	
		Missing Persons	2	2	
		Suicides	0	0	
		Suspicious Activity	15	14	
		Traffic Accidents	32	32	
		All Other	120	102	
		NON-UCR TOTALS	183	160	
TOTALS		COMPSTAT OFFENSES	130	119	
		EXTENDED COMPSTAT OFFENSES	250	193	
		NON-UCR OFFENSES	183	160	
		TOTAL	563	472	

OFFENSE	Aug-21	Aug-22
Other Assaults	37	31
Forgery/Counterfeiting	2	1
Fraud	8	16
Embezzlement	0	0
Stolen Property	2	4
Vandalism	38	23
Weapons	6	1
Prostitution	0	0
Sex Offenses	3	2
Drug Abuse	16	13
Gambling	0	0
Family Offenses	33	23
DUI	10	4
Liquor Laws	0	0
Drunkenness	10	0
Disorderly Conduct	8	7
All Other Offenses	77	68
Curfew/Loitering	0	0
EXTENDED COMPSTAT TOTALS	250	193

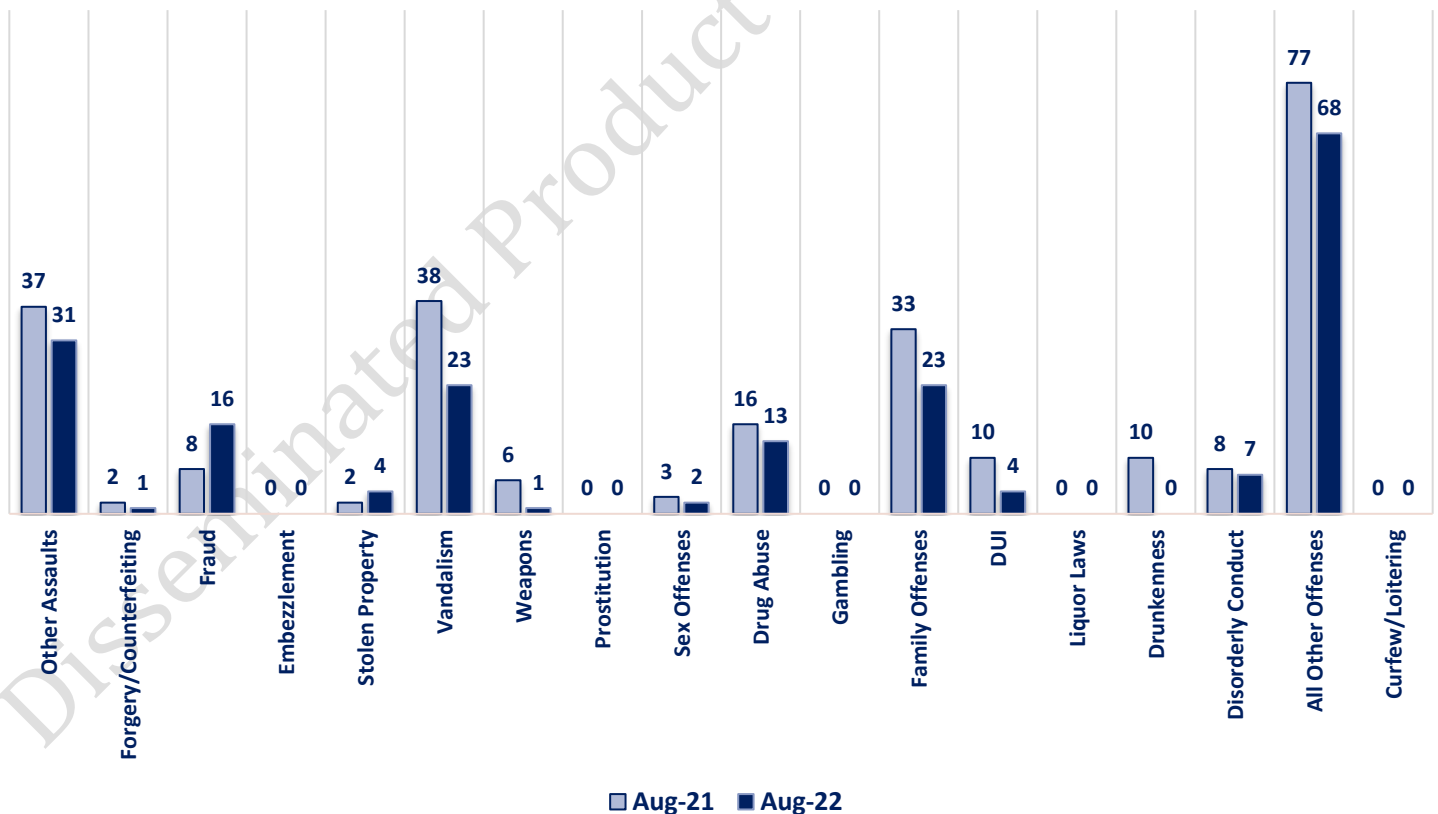
**AUGUST 2022 - COMPSTAT AND EXTENDED COMPSTAT
OFFENSE PERCENTAGES**



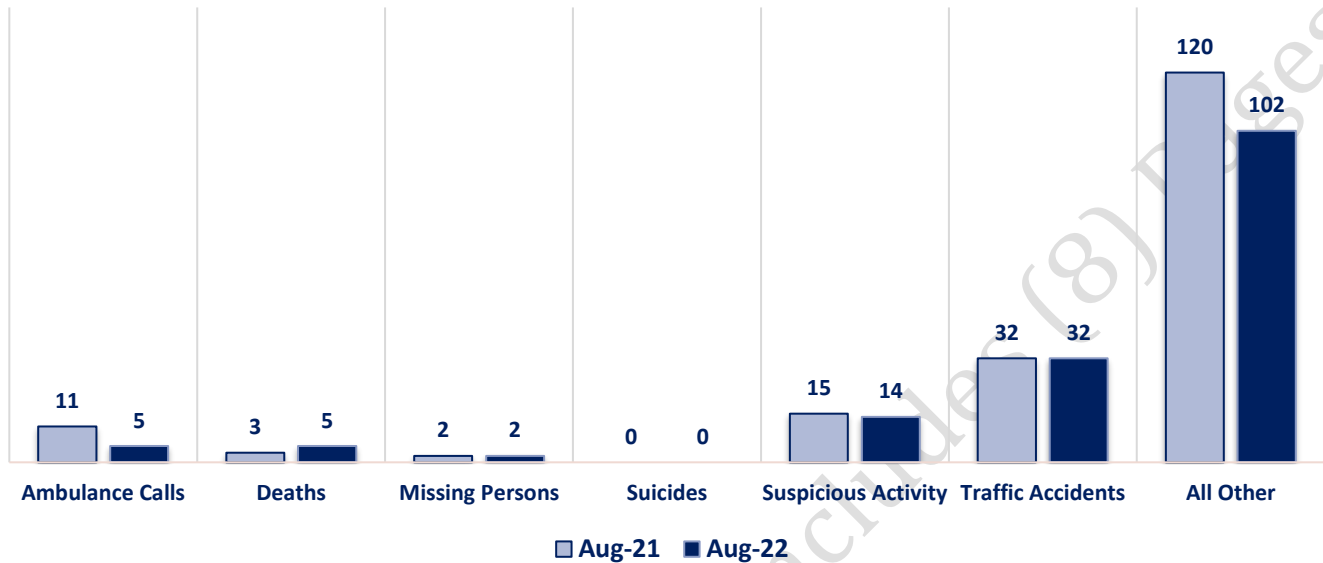
CompStat Offenses



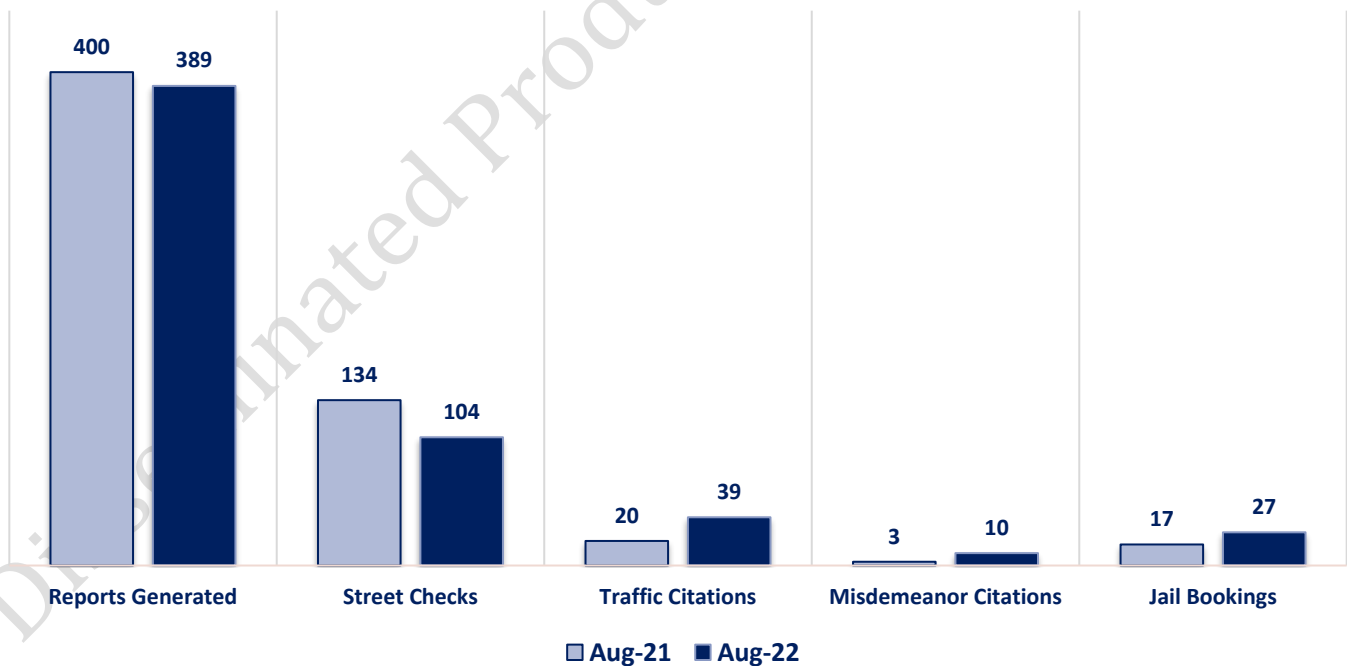
Extended CompStat Offenses



Non-UCR Offenses



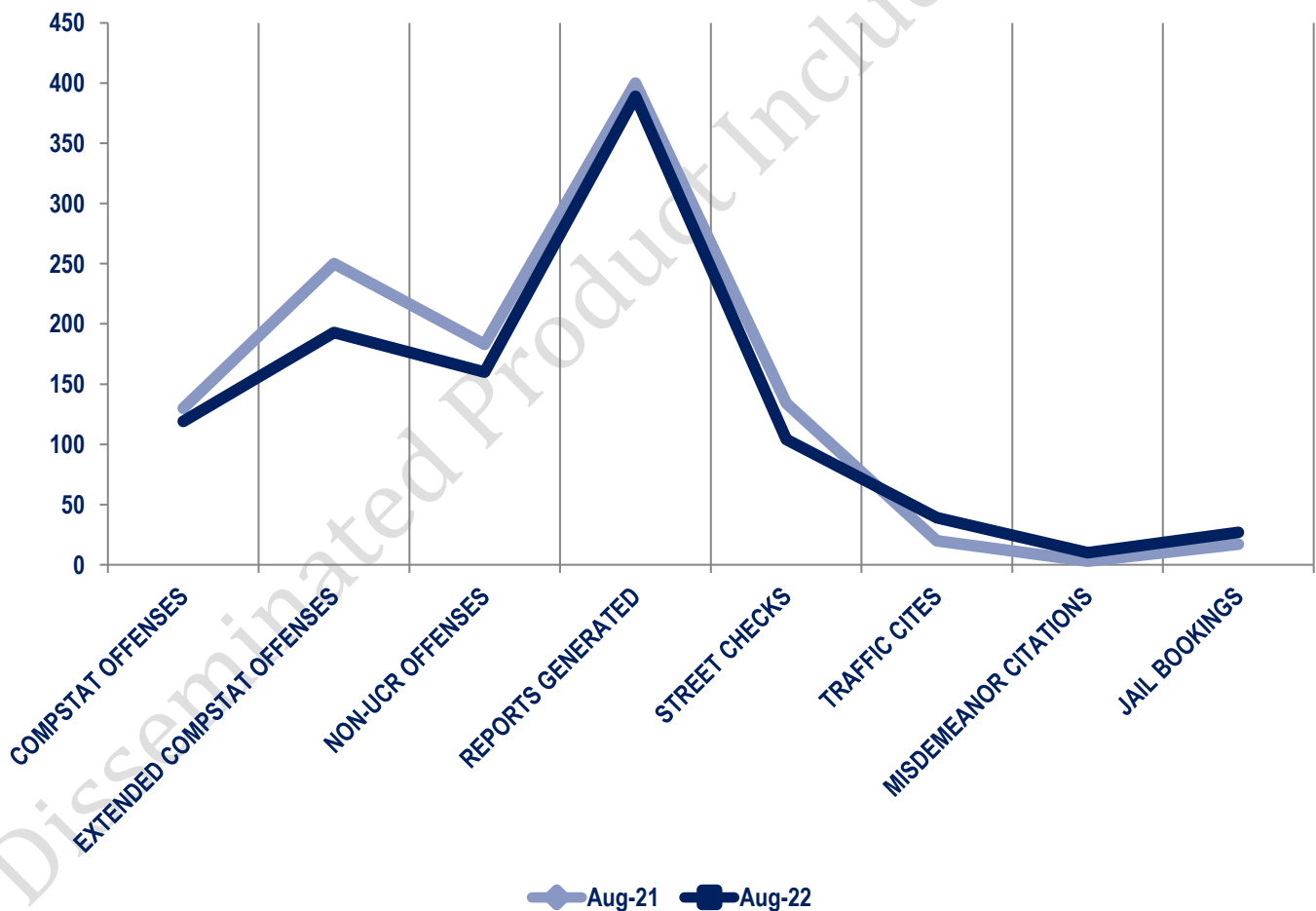
Other Event Totals



Combined Offense/Event Trends

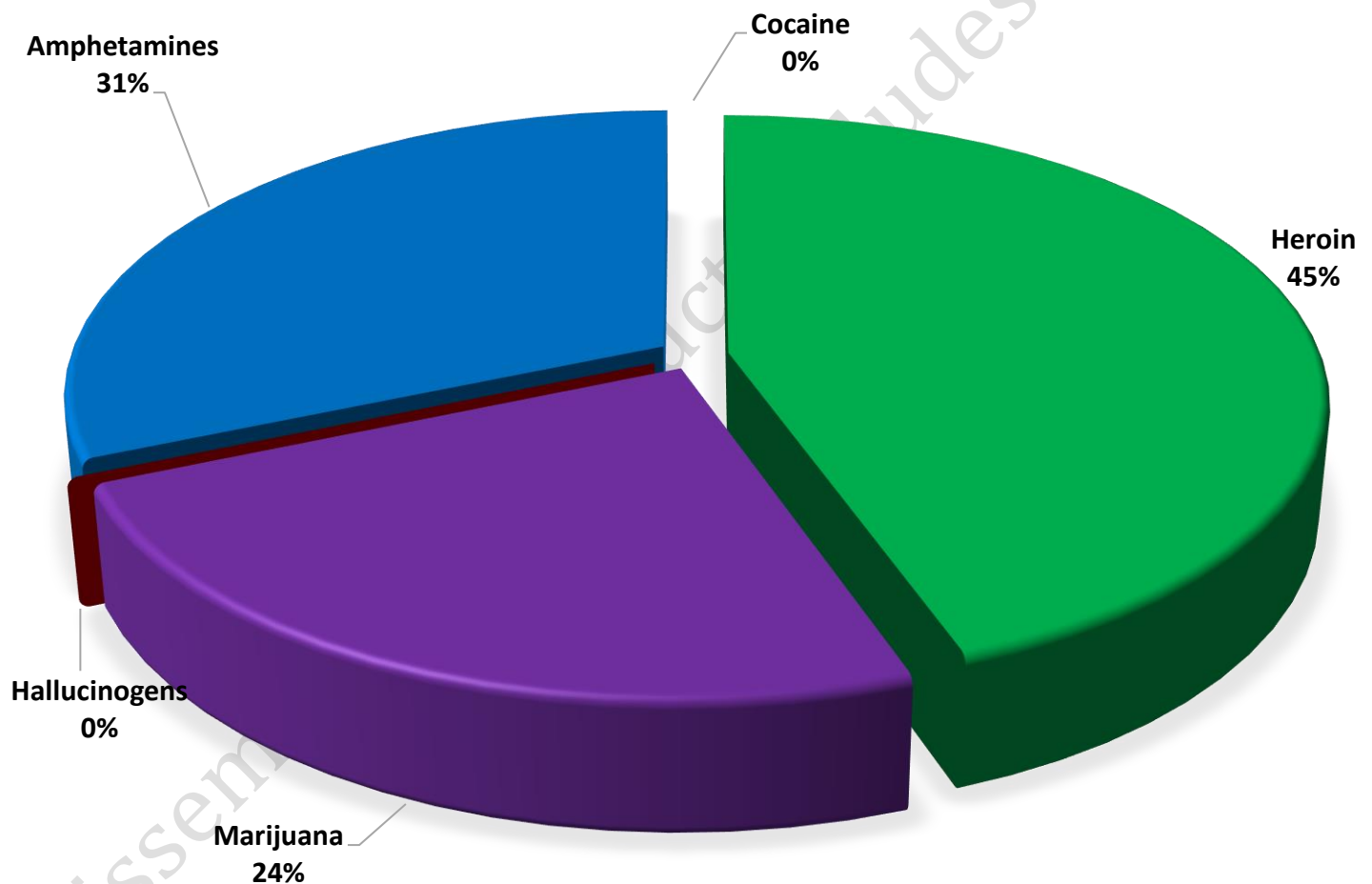
*Street checks include private impounds

	AUG 2021	AUG 2022
CompStat Offenses	130	119
Extended CompStat Offenses	250	193
Non-UCR Offenses	183	160
Reports Generated	400	389
Street Checks	134	104
Traffic Cites	20	39
Misdemeanor Citations	3	10
Jail Bookings	17	27

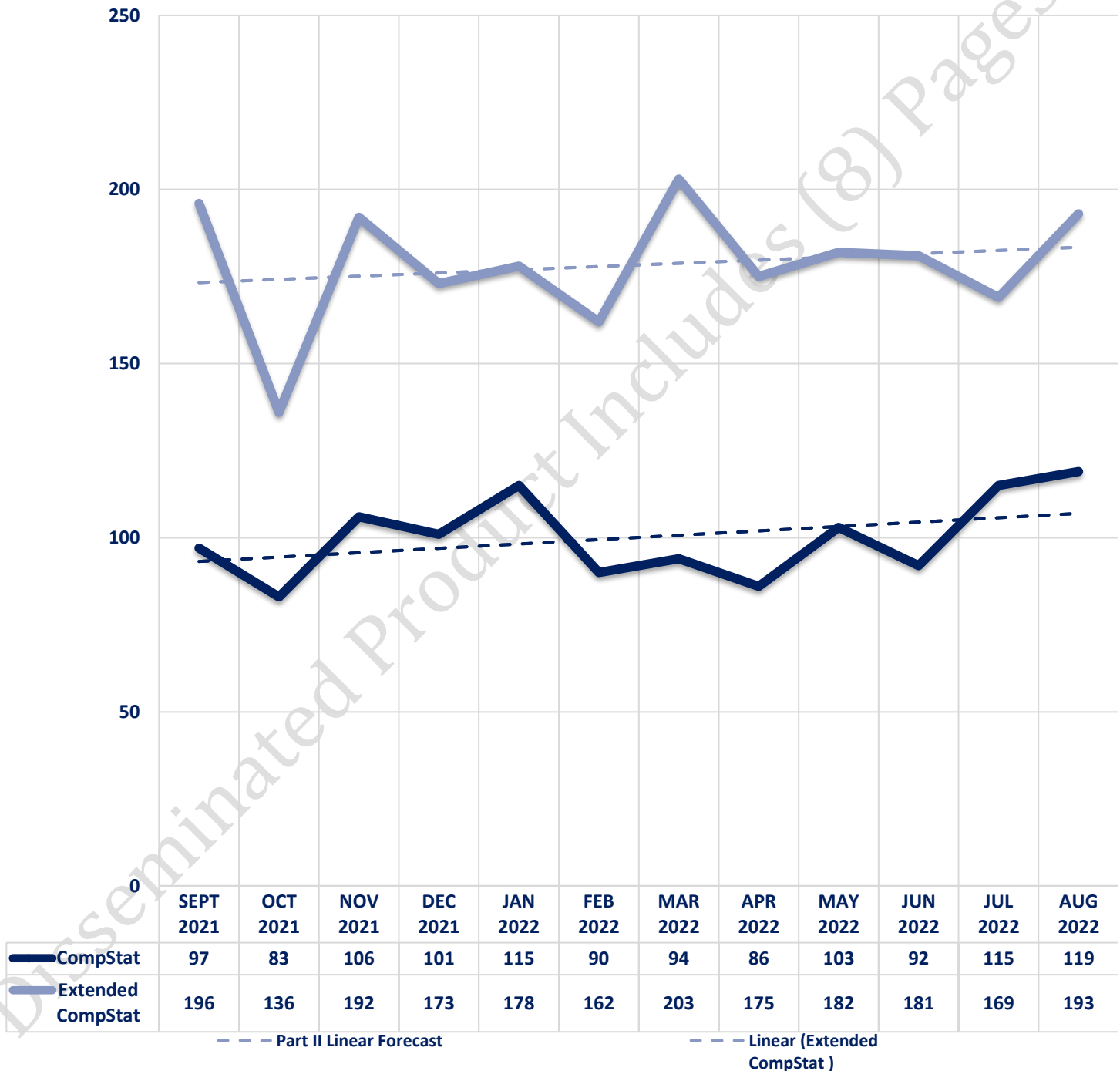


Seized Drugs

TYPE	DOSES	STREET VALUE
Cocaine	0.0	\$ -
Heroin	54.0	\$ 402.30
Marijuana	29.2	\$ 96.85
Hallucinogens	0.0	\$ -
Amphetamines	38.0	\$ 266.00
TOTAL	121.2	\$ 765.15



CompStat & Extended CompStat Offenses - One Year





CITY COUNCIL DISTRICT #3

MONTHLY OFFENSE SUMMARY

September 2022

These figures represent preliminary counts of original Police Incident Reports and include all offenses within the above listed City Council District only. Full statistical analysis to determine the confidence level of this data has not been performed. The results contained herein are approximate in relation to the listed area and may not fully coincide with data shown in other areas of SLCPD's Crime Statistics page such as Calls for Service, Crimes Trending, and Crime Reports due to and reflective of departmental procedures that were in place at the time the event occurred and the date this data was compiled. Results displayed are not distinguished as attempted or completed crimes, do not include other calls for police service, and only represent police service where a report was made. Police Incident Reports are classified by primary offense categories as defined by the Uniform Crime Reporting (UCR) system, however for this report all offenses are included, and each incident may have more than one offense listed on it. In cases where there is more than one offense listed, all offenses are counted individually. Although every reasonable verification effort is made, the accuracy of any data is subject to the constraints of the report generation process as well as the manner, format, and point in time of any query.

COMPSTAT OFFENSES: (Part I)

Chosen by the FBI as Part I Offenses because they are serious crimes that occur with regularity in all areas of the country and are likely to be reported to Police.

EXTENDED COMPSTAT OFFENSES: (Part II)

All other crimes other than the eight CompStat Offenses. The Uniform Crime Reporting Program gathers only arrest data for these offenses, however, SLCPD results displayed in this document display all of these, regardless of the presence of arrest data.

ALL OTHER OFFENSES:

Under the Extended CompStat Offense section, 'All Other Offenses' include Peeping Tom, Trespass, Kidnap/Abduction, Pornography, Extortion/Blackmail, Bribery, Warrants, Sexual Offenses, Obstruction, Public Peace, and Hit & Run.

NON-UCR OFFENSES:

Non-UCR Offenses include reports for all other offenses not classified as a CompStat or Extended CompStat Offense. Results displayed separate some of these offenses such as Ambulance Calls, Deaths, Missing Persons, Suicides, Suspicious Activity, and Traffic Accidents.

ALL OTHER NON-UCR:

Under the Non-UCR category, 'All Other' include the remainder of offenses not classified as CompStat or CompStat Extended and not separated from the Non-UCR Offenses. These include things such as Loud Parties, Barking Dogs, Mentally Ill Subjects, Citizen Assistance, etc.

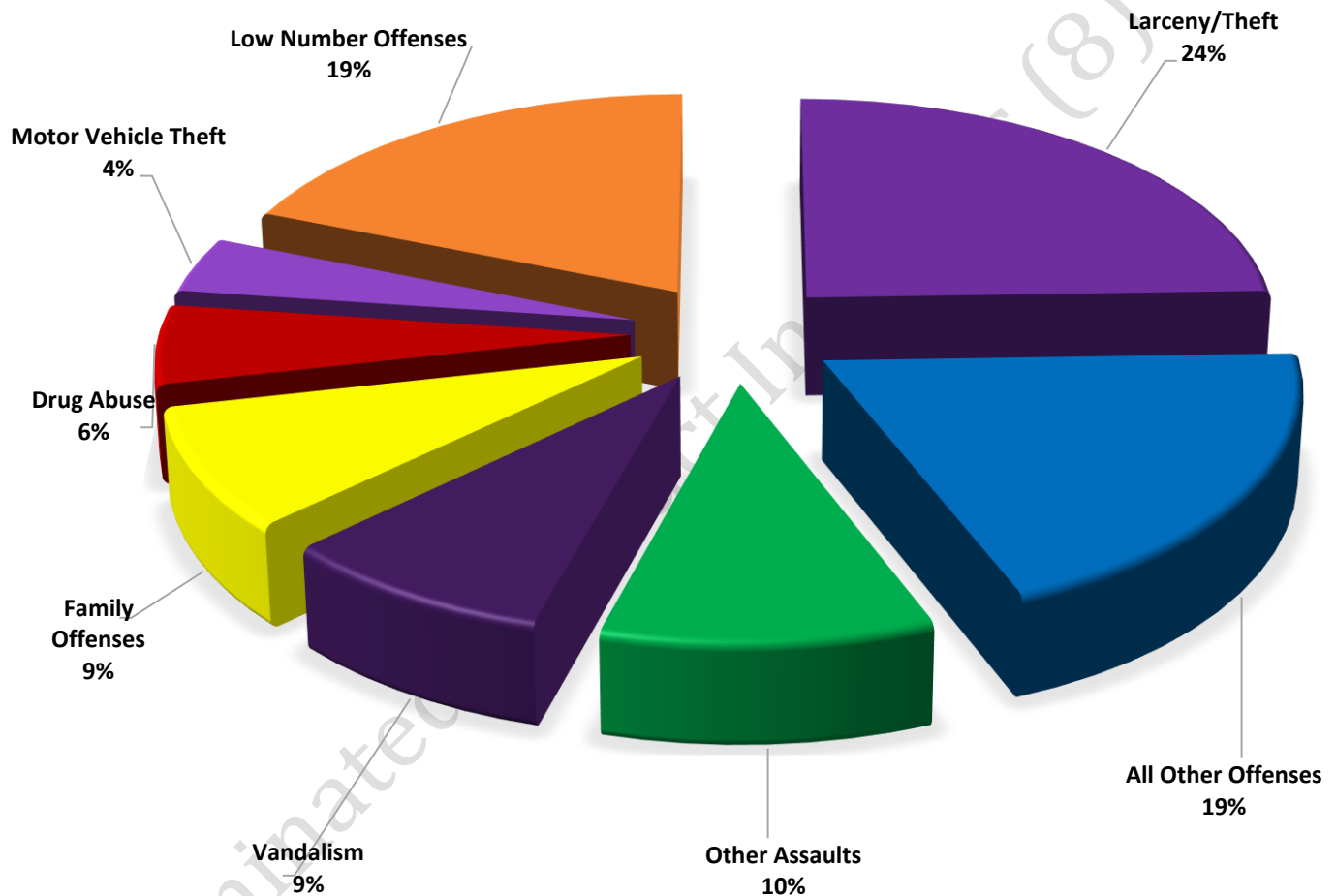
LOW NUMBER OFFENSES:

On page two, in the interest of space and allowing for easier viewing, the category titled 'Low Number Offenses' include CompStat and Extended CompStat Offenses from page one that have totals under the amount of 10.

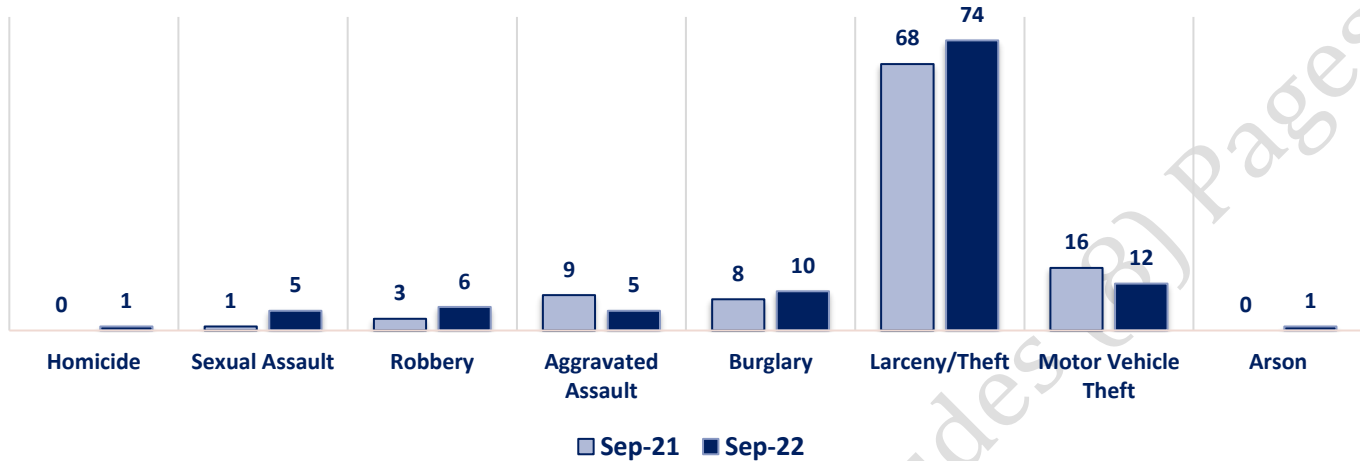
Offenses

COMPSTAT OFFENSES	VIOLENT	Offense	Sept-21	Sept-22	OFFENSE	Sept-21	Sept-22
		Homicide	0	1	Other Assaults	27	31
		Sexual Assault	1	5	Forgery/Counterfeiting	1	0
		Robbery	3	6	Fraud	10	8
	Aggravated Assault	9	5	Embezzlement	0	0	
	Burglary	8	10	Stolen Property	4	1	
	Larceny/Theft	68	74	Vandalism	31	26	
	Motor Vehicle Theft	16	12	Weapons	1	3	
	Arson	0	1	Prostitution	0	0	
	COMPSTAT TOTALS	105	114	Sex Offenses	4	5	
	NON-UCR OFFENSES	Ambulance Calls	5	17	Drug Abuse	16	17
		Deaths	3	0	Gambling	0	0
Missing Persons		5	1	Family Offenses	19	26	
Suicides		1	0	DUI	13	4	
Suspicious Activity		10	11	Liquor Laws	0	0	
Traffic Accidents		37	39	Drunkenness	6	3	
All Other		101	99	Disorderly Conduct	6	5	
NON-UCR TOTALS		162	167	All Other Offenses	64	59	
TOTALS	COMPSTAT OFFENSES	105	114	Curfew/Loitering	0	0	
	EXTENDED COMPSTAT OFFENSES	202	188	EXTENDED COMPSTAT TOTALS	202	188	
	NON-UCR OFFENSES	162	167				
TOTAL		469	469				

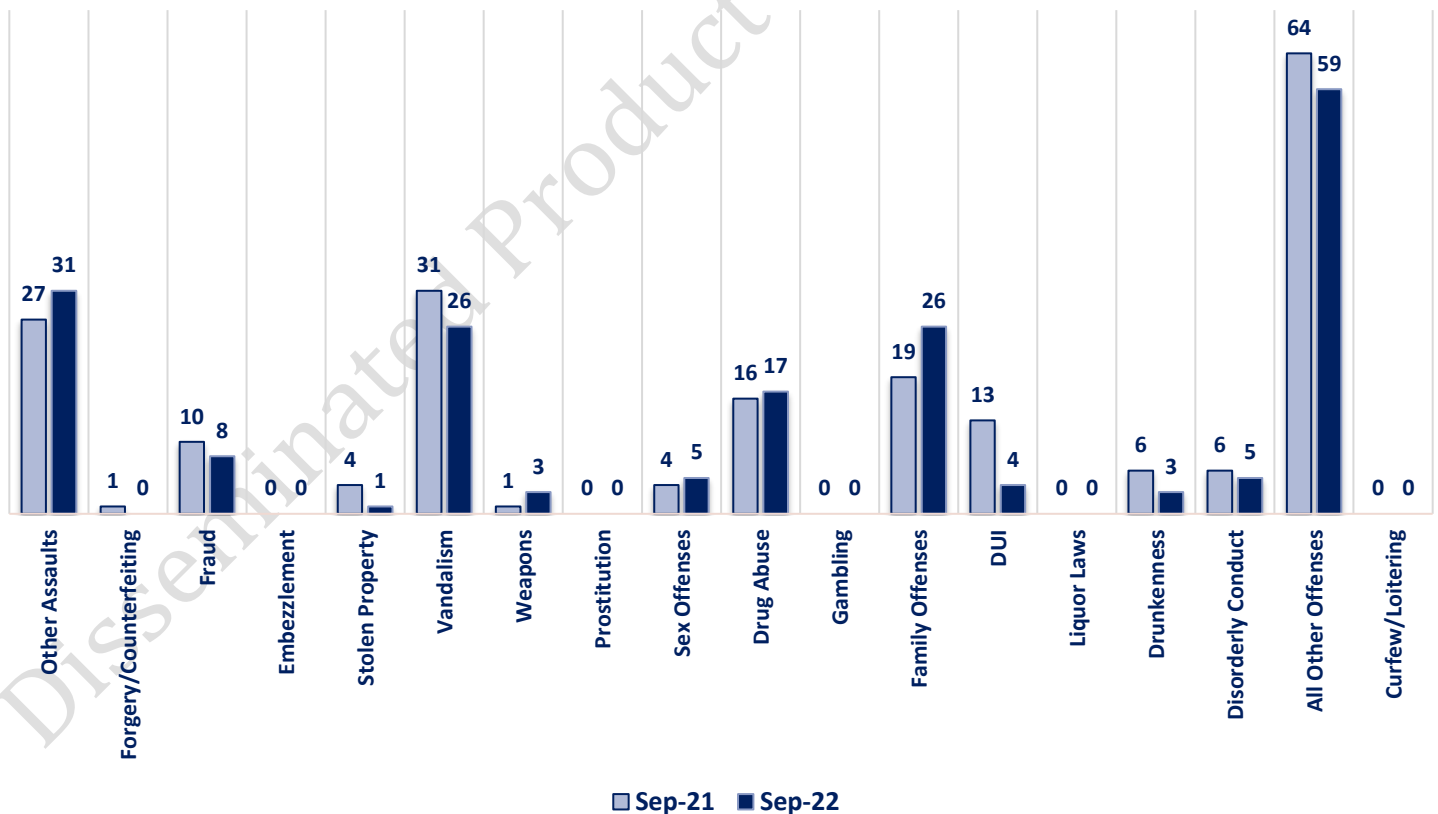
**SEPTEMBER 2022 - COMPSTAT AND EXTENDED COMPSTAT
OFFENSE PERCENTAGES**



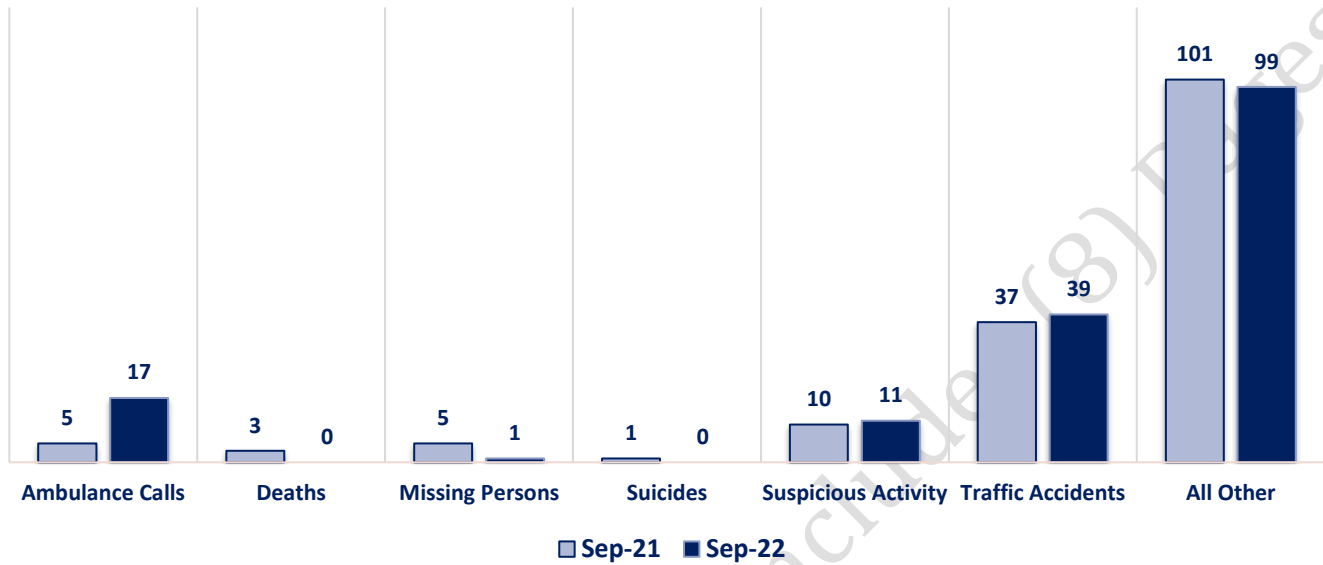
CompStat Offenses



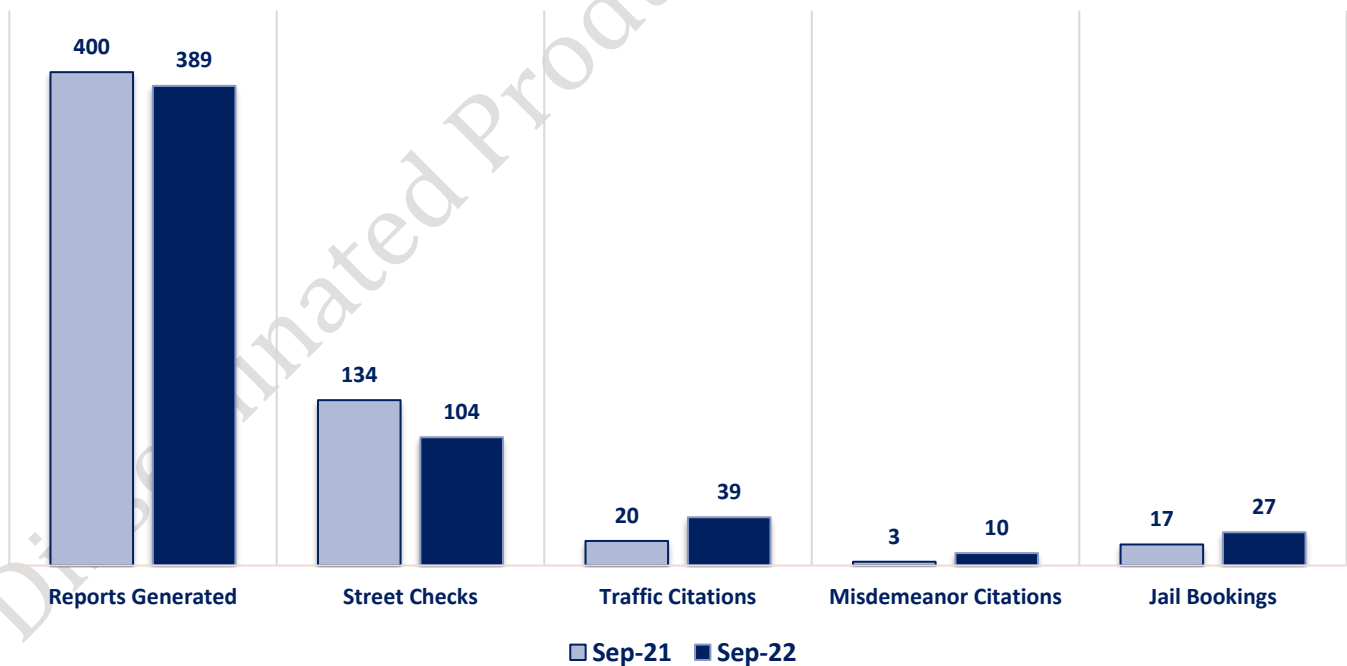
Extended CompStat Offenses



Non-UCR Offenses



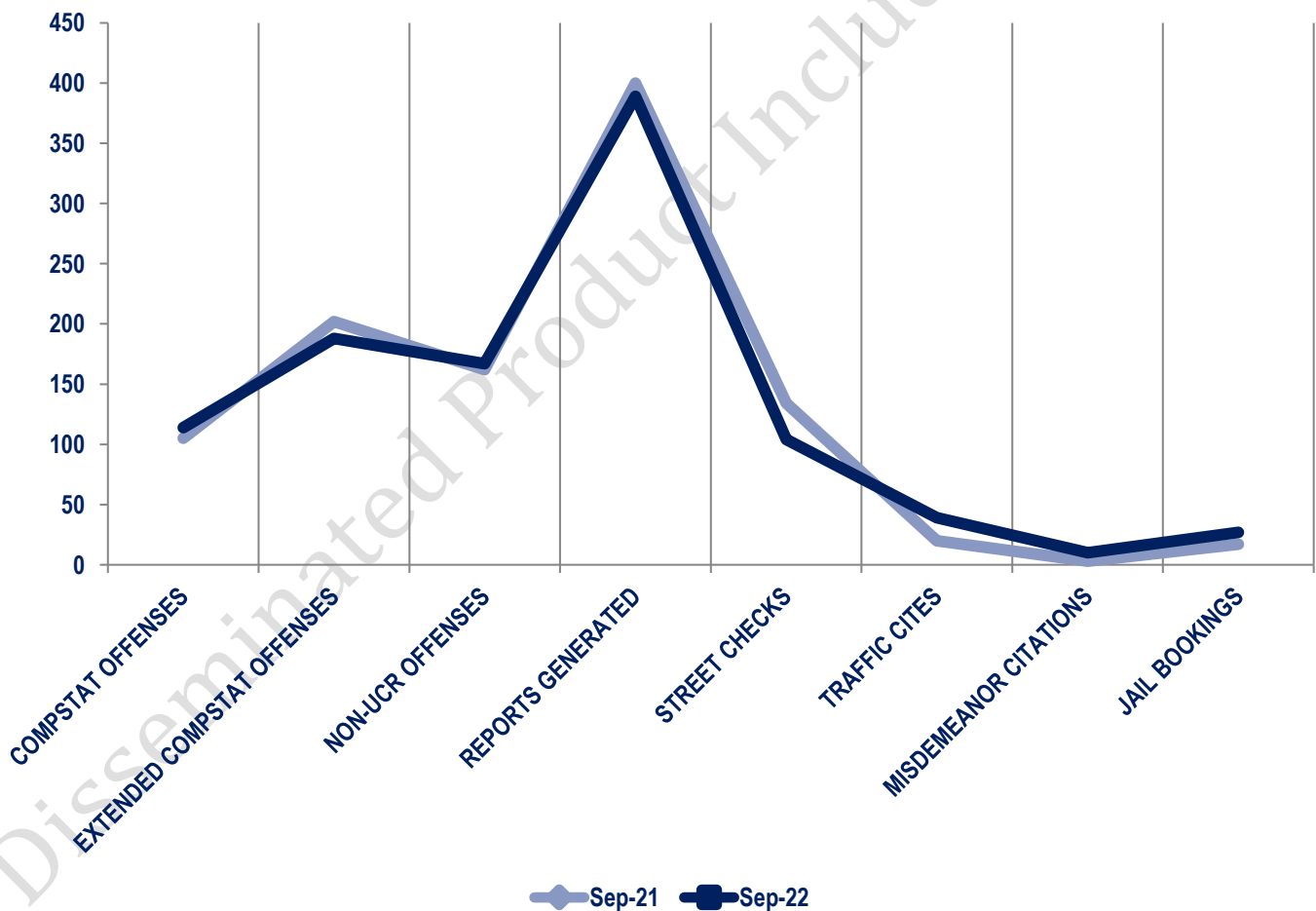
Other Event Totals



Combined Offense/Event Trends

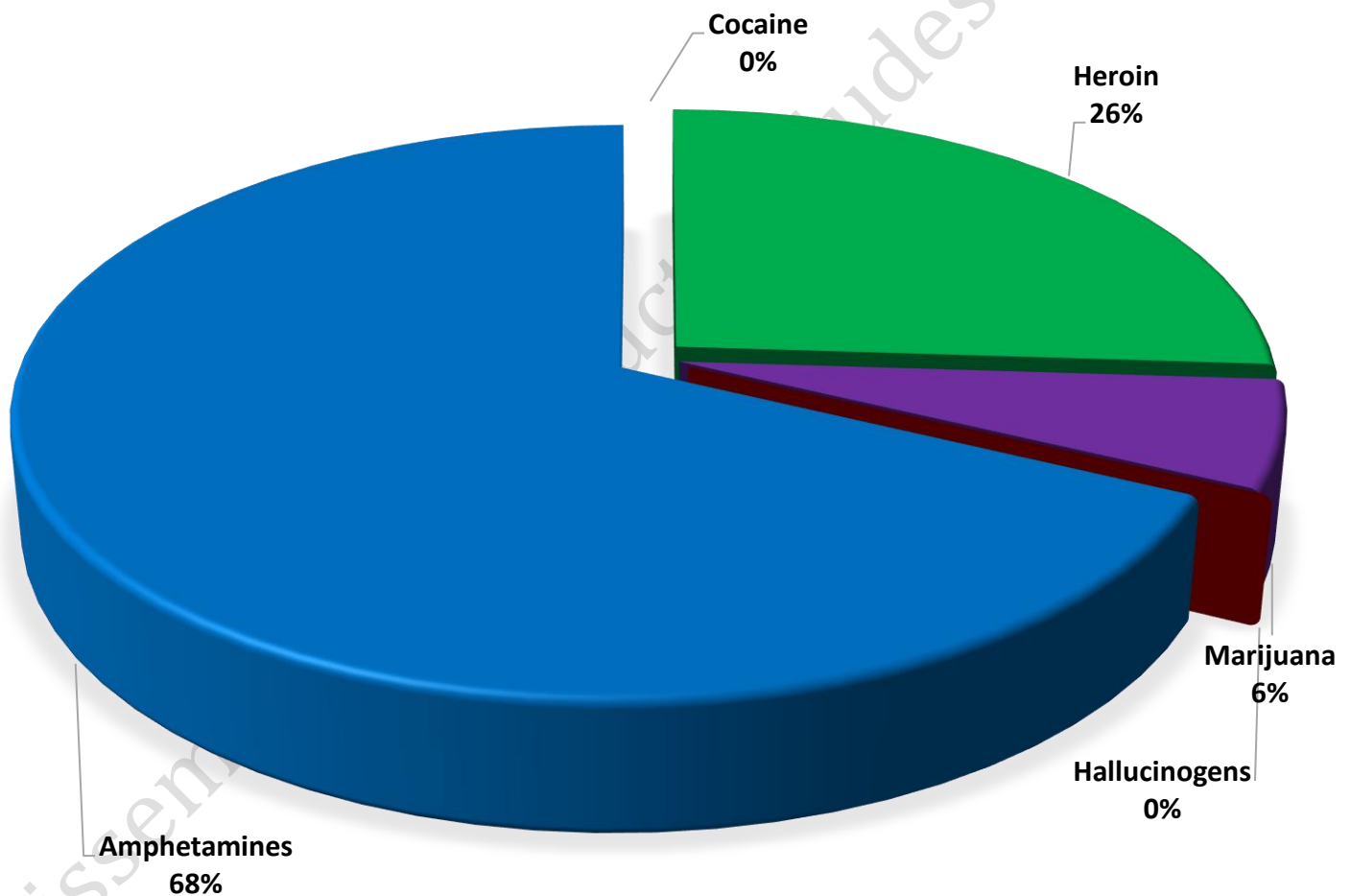
*Street checks include private impounds

	SEPT 2021	SEPT 2022
CompStat Offenses	105	114
Extended CompStat Offenses	202	188
Non-UCR Offenses	162	167
Reports Generated	400	389
Street Checks	134	104
Traffic Cites	20	39
Misdemeanor Citations	3	10
Jail Bookings	17	27

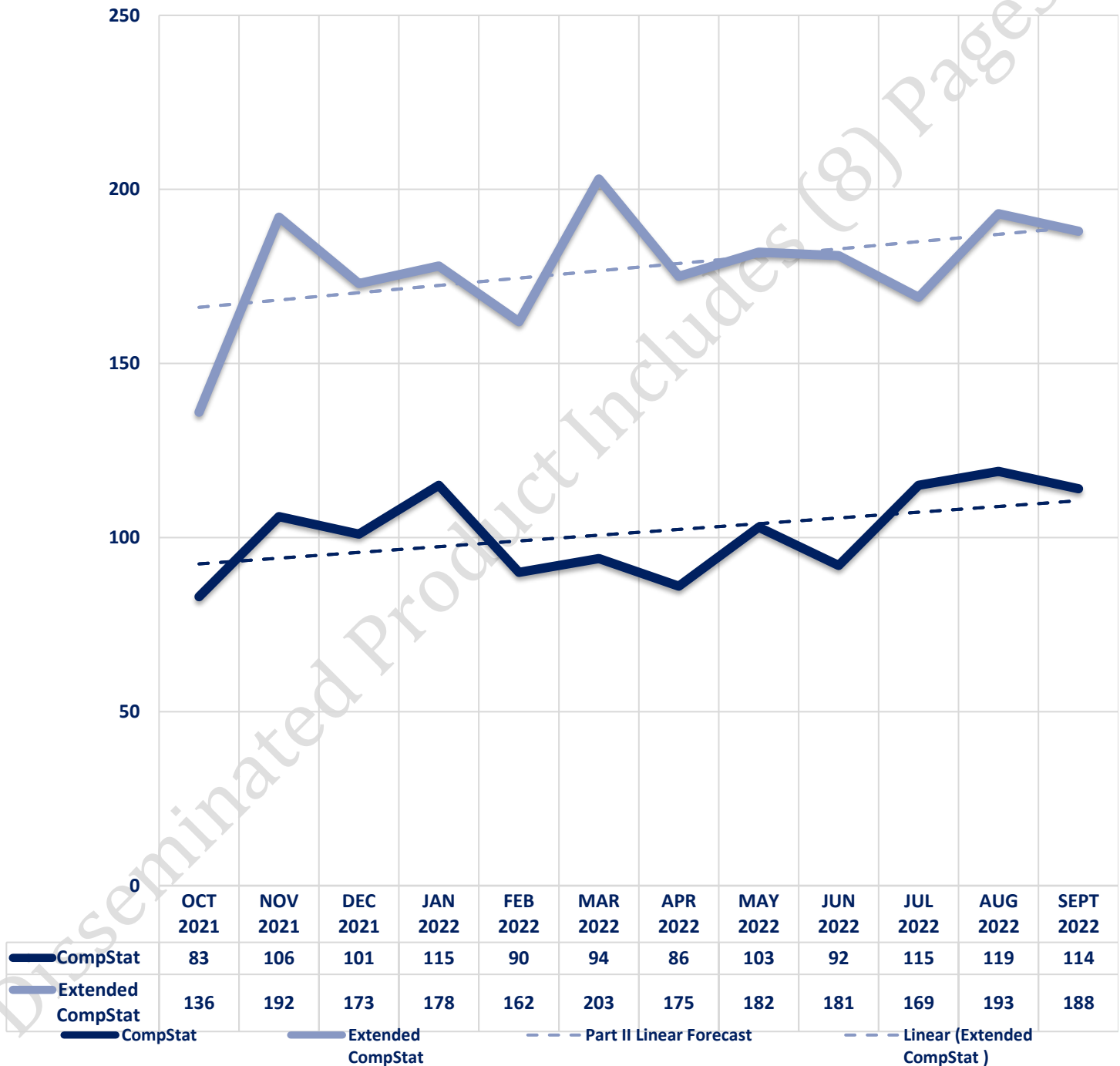


Seized Drugs

TYPE	DOSES	STREET VALUE
Cocaine	0.0	\$ -
Heroin	271.0	\$ 2,018.95
Marijuana	63.3	\$ 210.27
Hallucinogens	0.0	\$ -
Amphetamines	708.0	\$ 4,956.00
TOTAL	1042.3	\$ 7,185.22



CompStat & Extended CompStat Offenses - One Year





CITY COUNCIL DISTRICT #3

MONTHLY OFFENSE SUMMARY

October 2022

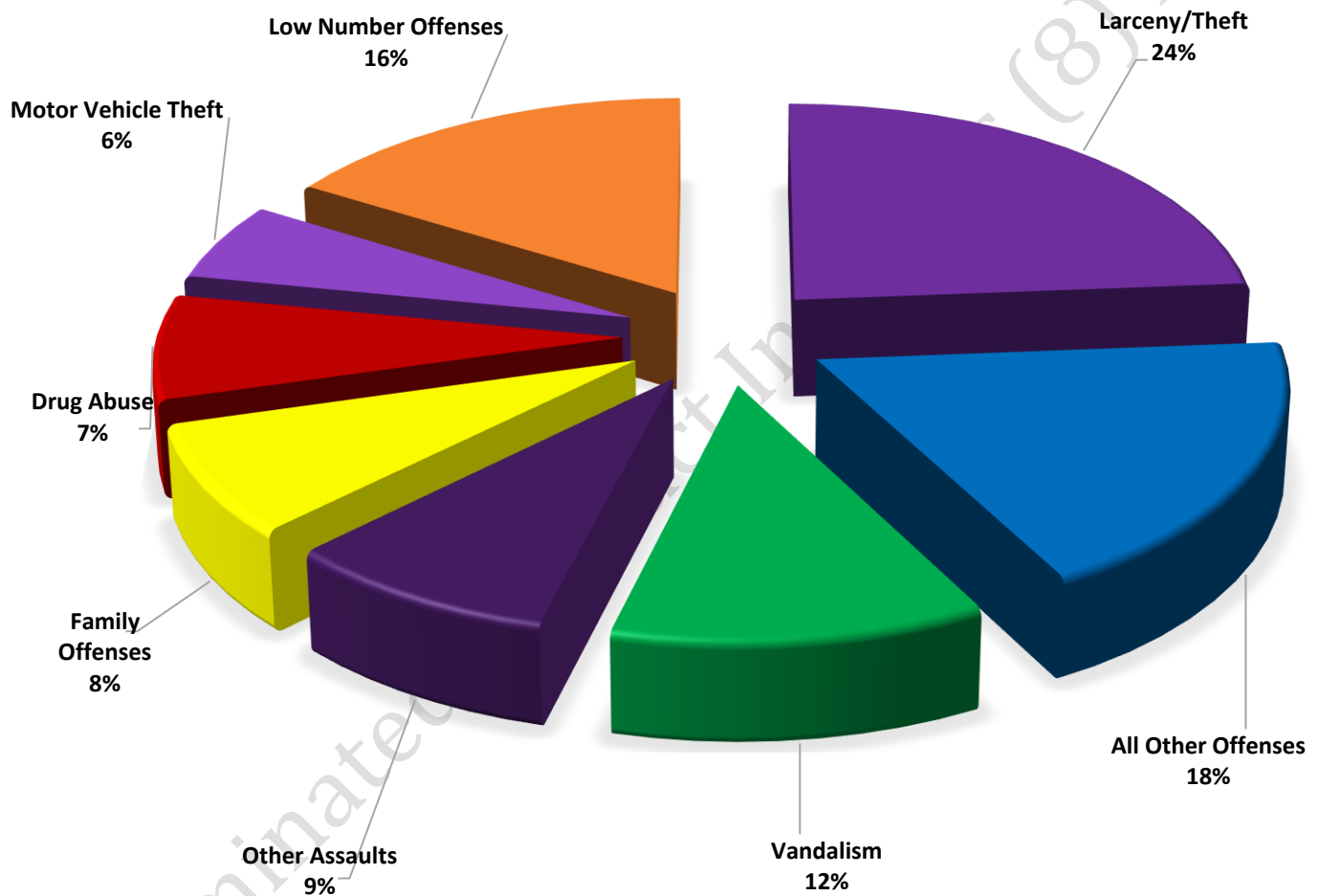
These figures represent preliminary counts of original Police Incident Reports and include all offenses within the above listed City Council District only. Full statistical analysis to determine the confidence level of this data has not been performed. The results contained herein are approximate in relation to the listed area and may not fully coincide with data shown in other areas of SLCPD's Crime Statistics page such as Calls for Service, Crimes Trending, and Crime Reports due to and reflective of departmental procedures that were in place at the time the event occurred and the date this data was compiled. Results displayed are not distinguished as attempted or completed crimes, do not include other calls for police service, and only represent police service where a report was made. Police Incident Reports are classified by primary offense categories as defined by the Uniform Crime Reporting (UCR) system, however for this report all offenses are included, and each incident may have more than one offense listed on it. In cases where there is more than one offense listed, all offenses are counted individually. Although every reasonable verification effort is made, the accuracy of any data is subject to the constraints of the report generation process as well as the manner, format, and point in time of any query.

COMPSTAT OFFENSES: (Part I)	Chosen by the FBI as Part I Offenses because they are serious crimes that occur with regularity in all areas of the country and are likely to be reported to Police.
EXTENDED COMPSTAT OFFENSES: (Part II)	All other crimes other than the eight CompStat Offenses. The Uniform Crime Reporting Program gathers only arrest data for these offenses, however, SLCPD results displayed in this document display all of these, regardless of the presence of arrest data.
ALL OTHER OFFENSES:	Under the Extended CompStat Offense section, 'All Other Offenses' include Peeping Tom, Trespass, Kidnap/Abduction, Pornography, Extortion/Blackmail, Bribery, Warrants, Sexual Offenses, Obstruction, Public Peace, and Hit & Run.
NON-UCR OFFENSES:	Non-UCR Offenses include reports for all other offenses not classified as a CompStat or Extended CompStat Offense. Results displayed separate some of these offenses such as Ambulance Calls, Deaths, Missing Persons, Suicides, Suspicious Activity, and Traffic Accidents.
ALL OTHER NON-UCR:	Under the Non-UCR category, 'All Other' include the remainder of offenses not classified as CompStat or CompStat Extended and not separated from the Non-UCR Offenses. These include things such as Loud Parties, Barking Dogs, Mentally Ill Subjects, Citizen Assistance, etc.
LOW NUMBER OFFENSES:	On page two, in the interest of space and allowing for easier viewing, the category titled 'Low Number Offenses' include CompStat and Extended CompStat Offenses from page one that have totals under the amount of 8.

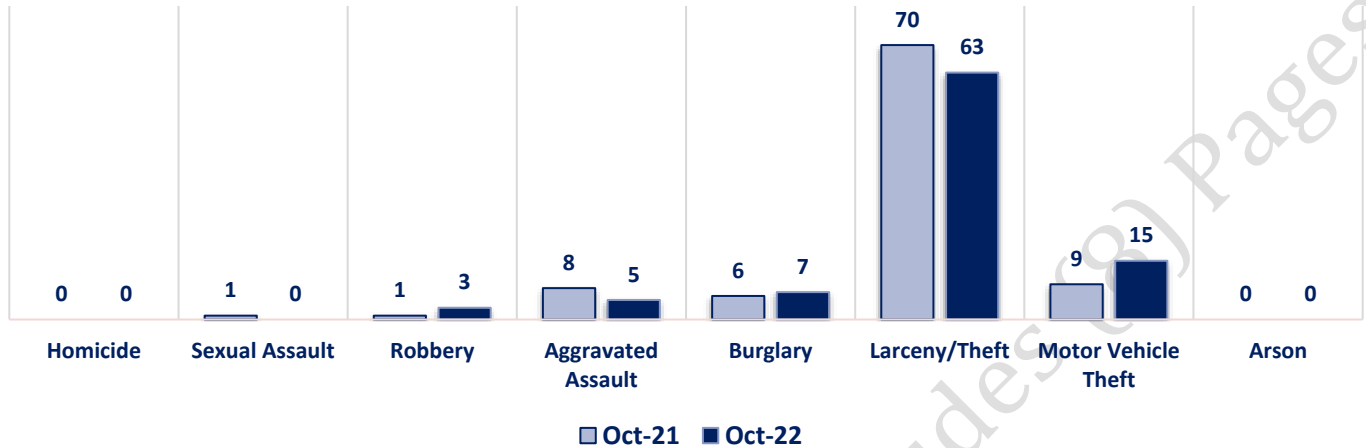
Offenses

COMPSTAT OFFENSES	VIOLENT	Offense	Oct-21	Oct-22	EXTENDED COMPSTAT OFFENSES
		Homicide	0	0	
		Sexual Assault	1	0	
		Robbery	1	3	
		Aggravated Assault	8	5	
		Burglary	6	7	
		Larceny/Theft	70	63	
		Motor Vehicle Theft	9	15	
		Arson	0	0	
NON-UCR OFFENSES	PROPERTY	COMPSTAT TOTALS	95	93	
		Ambulance Calls	10	12	
		Deaths	5	2	
		Missing Persons	4	2	
		Suicides	0	2	
		Suspicious Activity	16	22	
		Traffic Accidents	30	33	
		All Other	93	78	
		NON-UCR TOTALS	158	151	
TOTALS		COMPSTAT OFFENSES	95	93	
		EXTENDED COMPSTAT OFFENSES	162	172	
		NON-UCR OFFENSES	158	151	
		TOTAL	415	416	
		Other Assaults	26	23	
		Forgery/Counterfeiting	0	1	
		Fraud	4	6	
		Embezzlement	0	0	
		Stolen Property	3	3	
		Vandalism	23	31	
		Weapons	0	2	
		Prostitution	0	0	
		Sex Offenses	0	0	
		Drug Abuse	20	20	
		Gambling	0	0	
		Family Offenses	19	21	
		DUI	2	8	
		Liquor Laws	0	0	
		Drunkenness	4	6	
		Disorderly Conduct	4	2	
		All Other Offenses	57	49	
		Curfew/Loitering	0	0	
		EXTENDED COMPSTAT TOTALS	162	172	

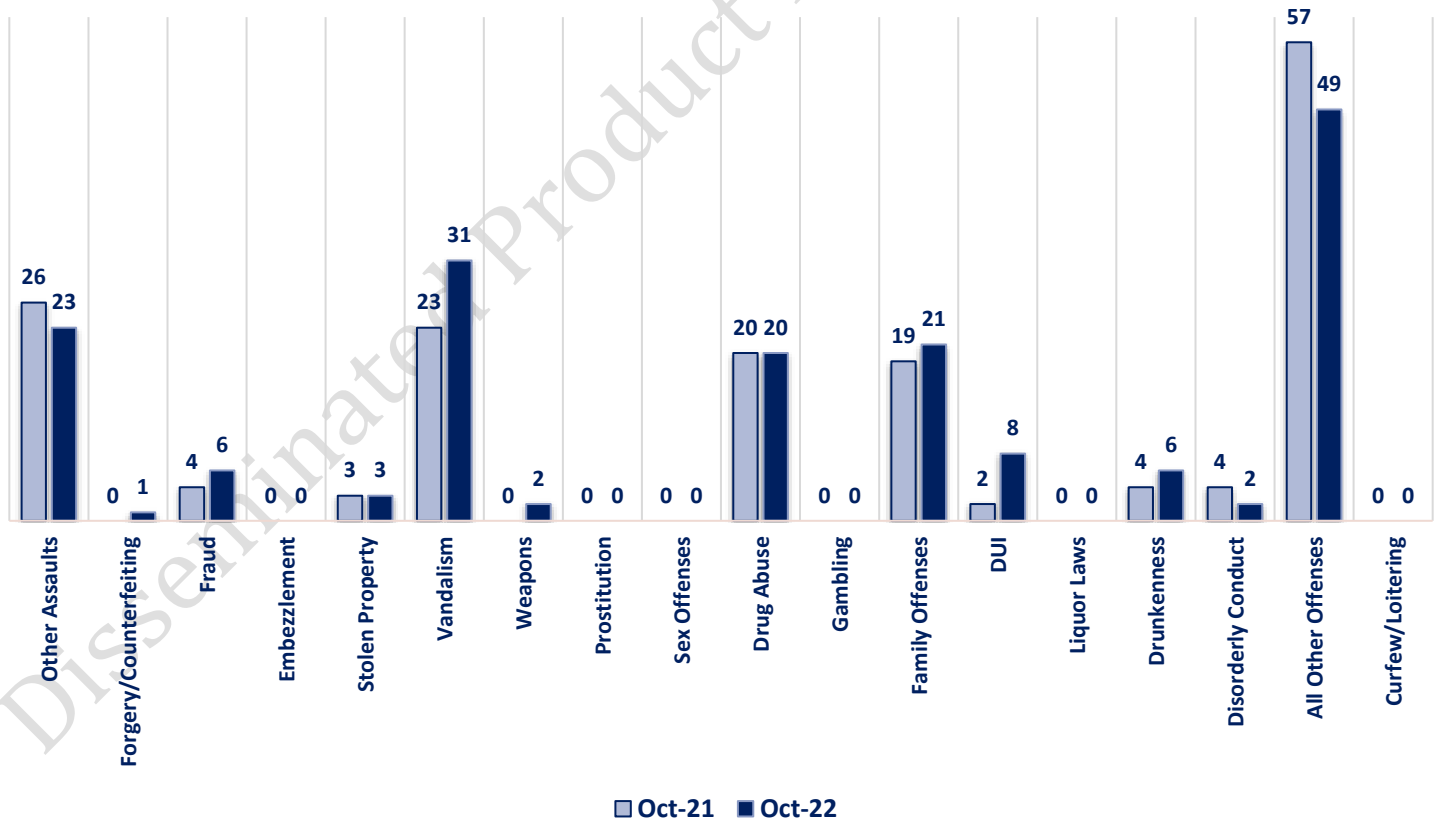
**OCTOBER 2022 - COMPSTAT AND EXTENDED COMPSTAT
OFFENSE PERCENTAGES**



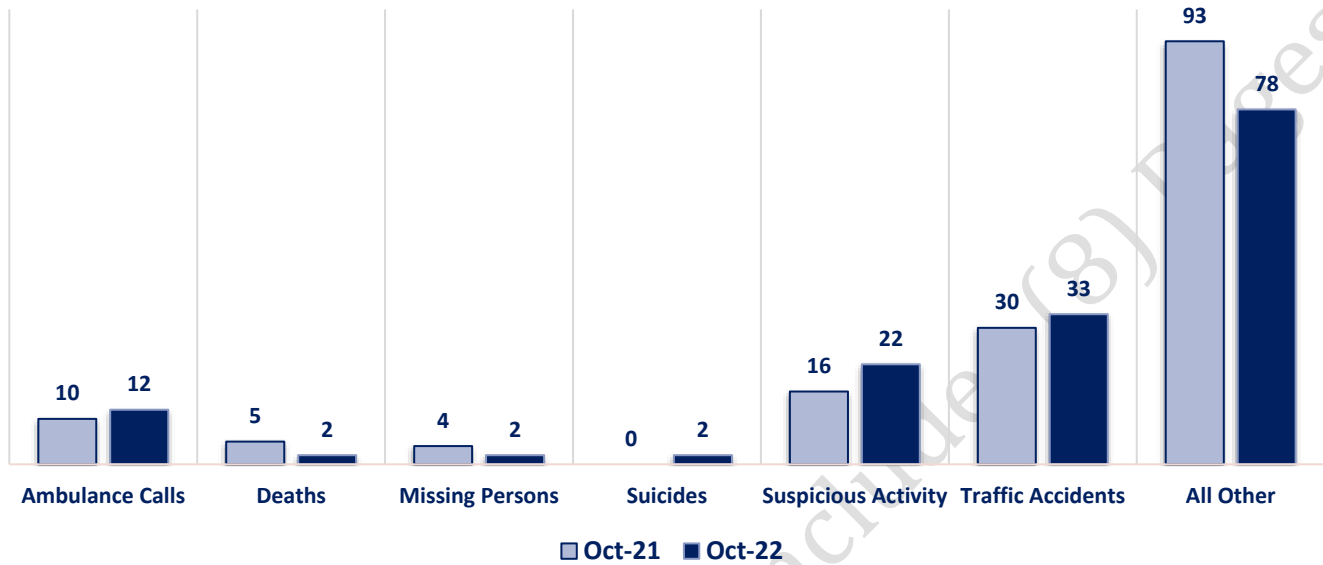
CompStat Offenses



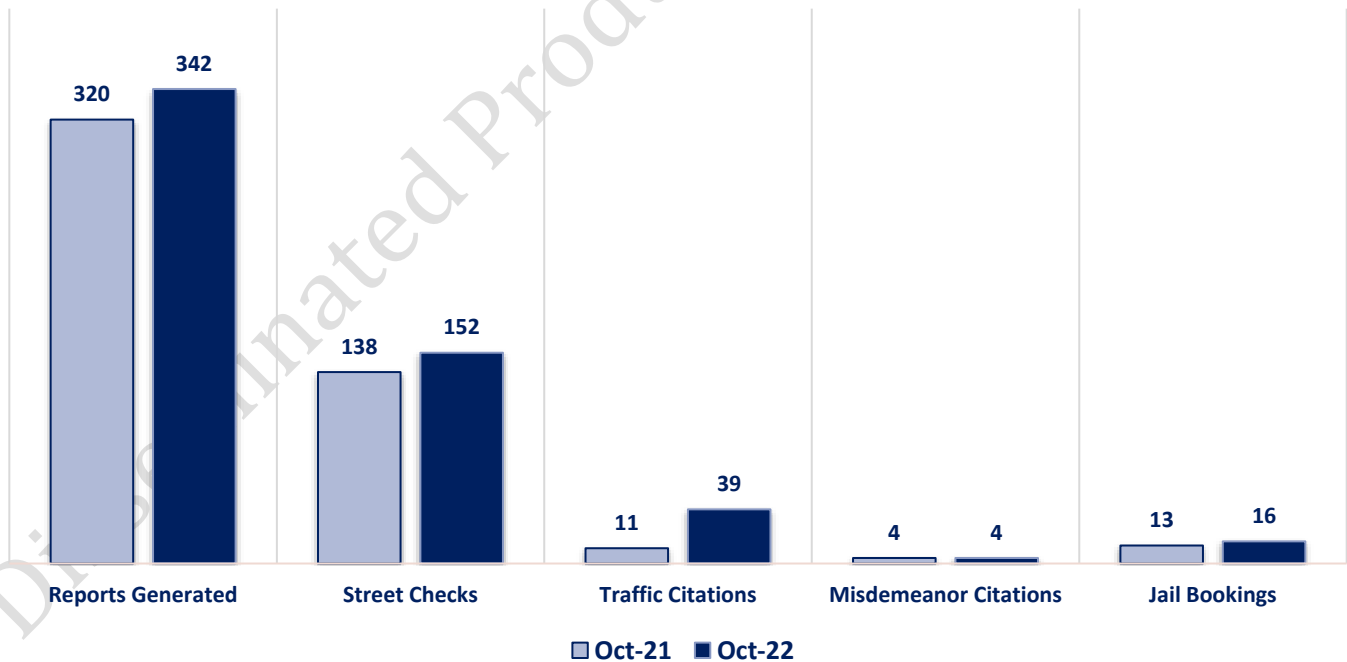
Extended CompStat Offenses



Non-UCR Offenses



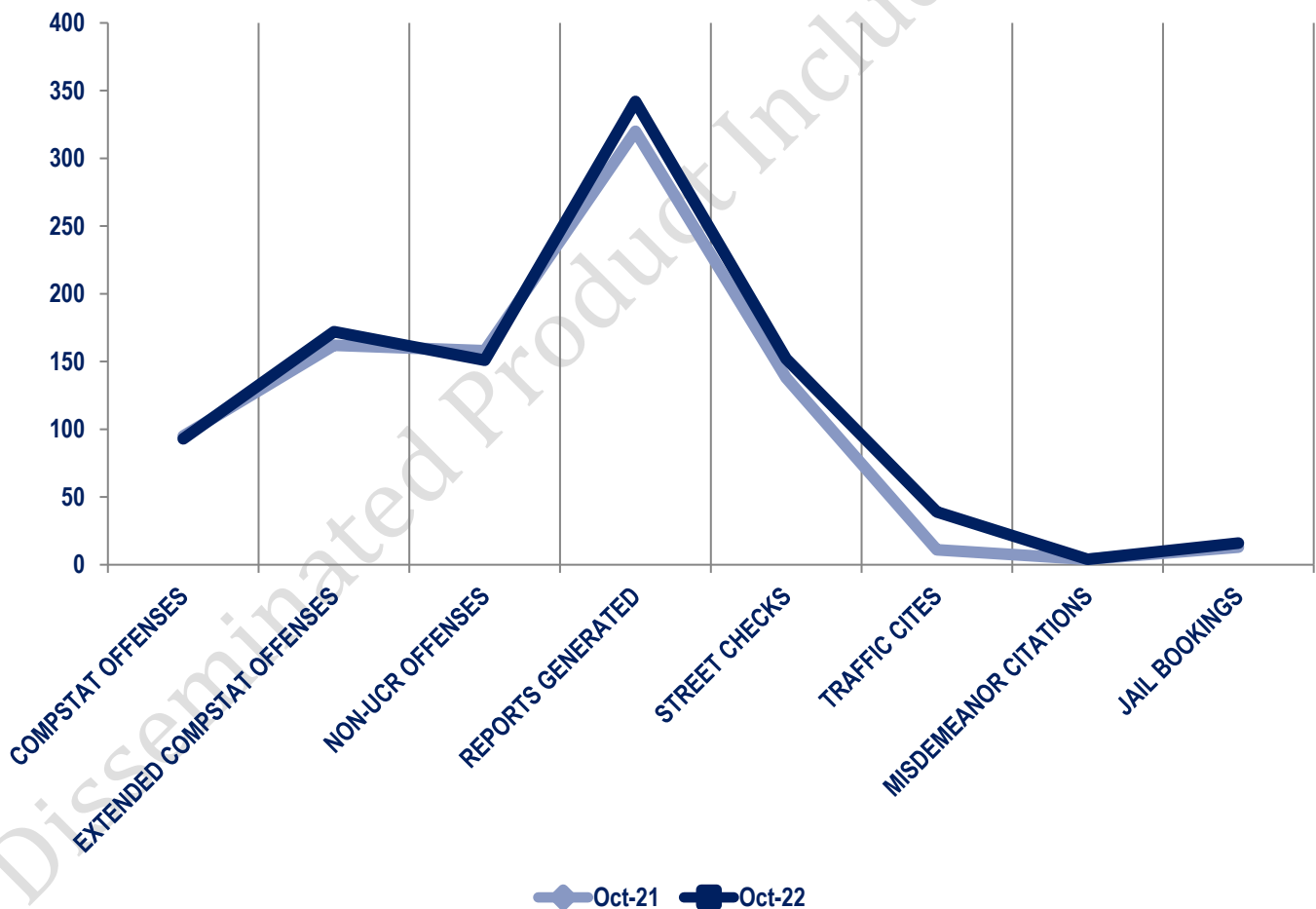
Other Event Totals



Combined Offense/Event Trends

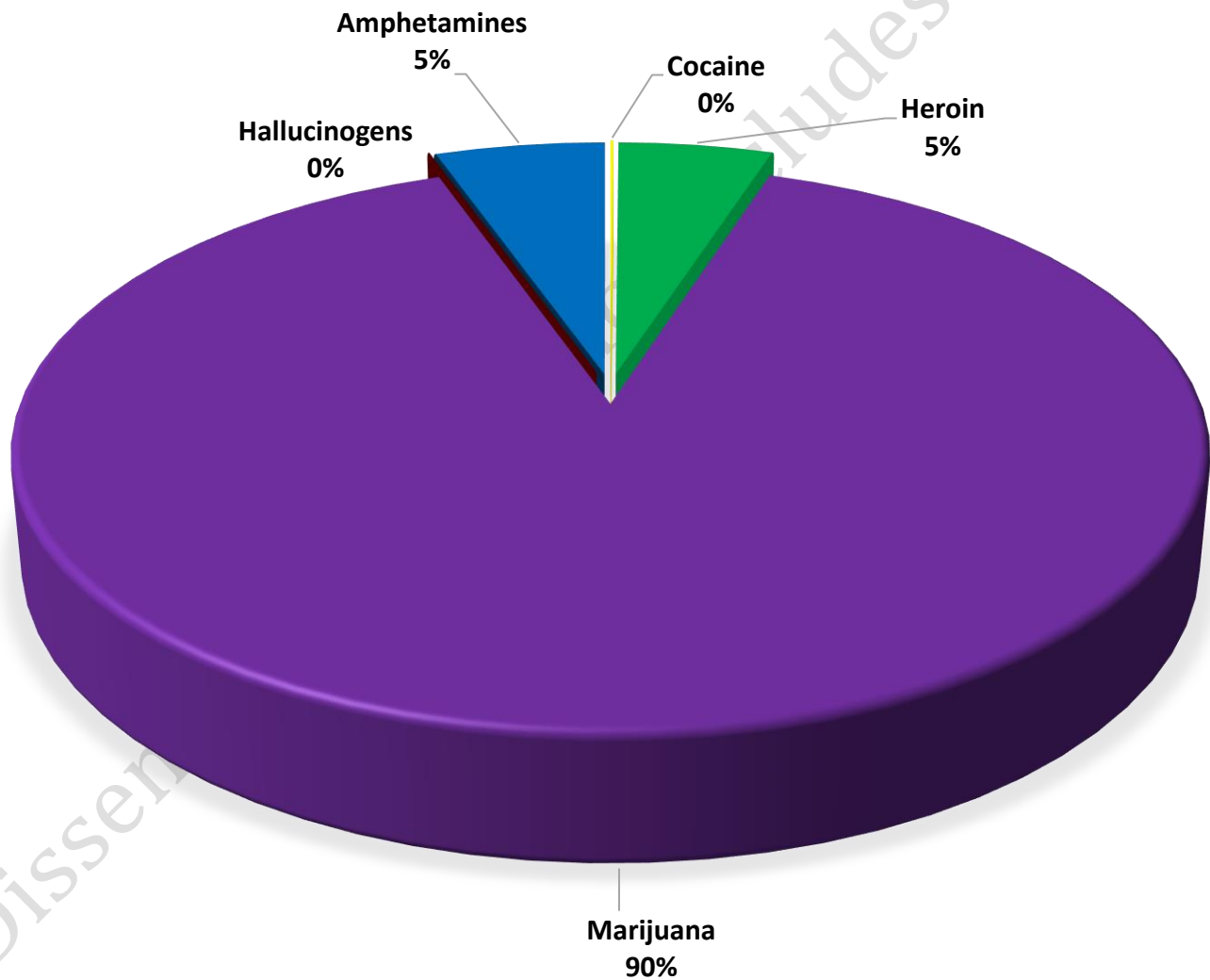
*Street checks include private impounds

	OCT 2021	OCT 2022
CompStat Offenses	95	93
Extended CompStat Offenses	162	172
Non-UCR Offenses	158	151
Reports Generated	320	342
Street Checks	138	152
Traffic Cites	11	39
Misdemeanor Citations	4	4
Jail Bookings	13	16

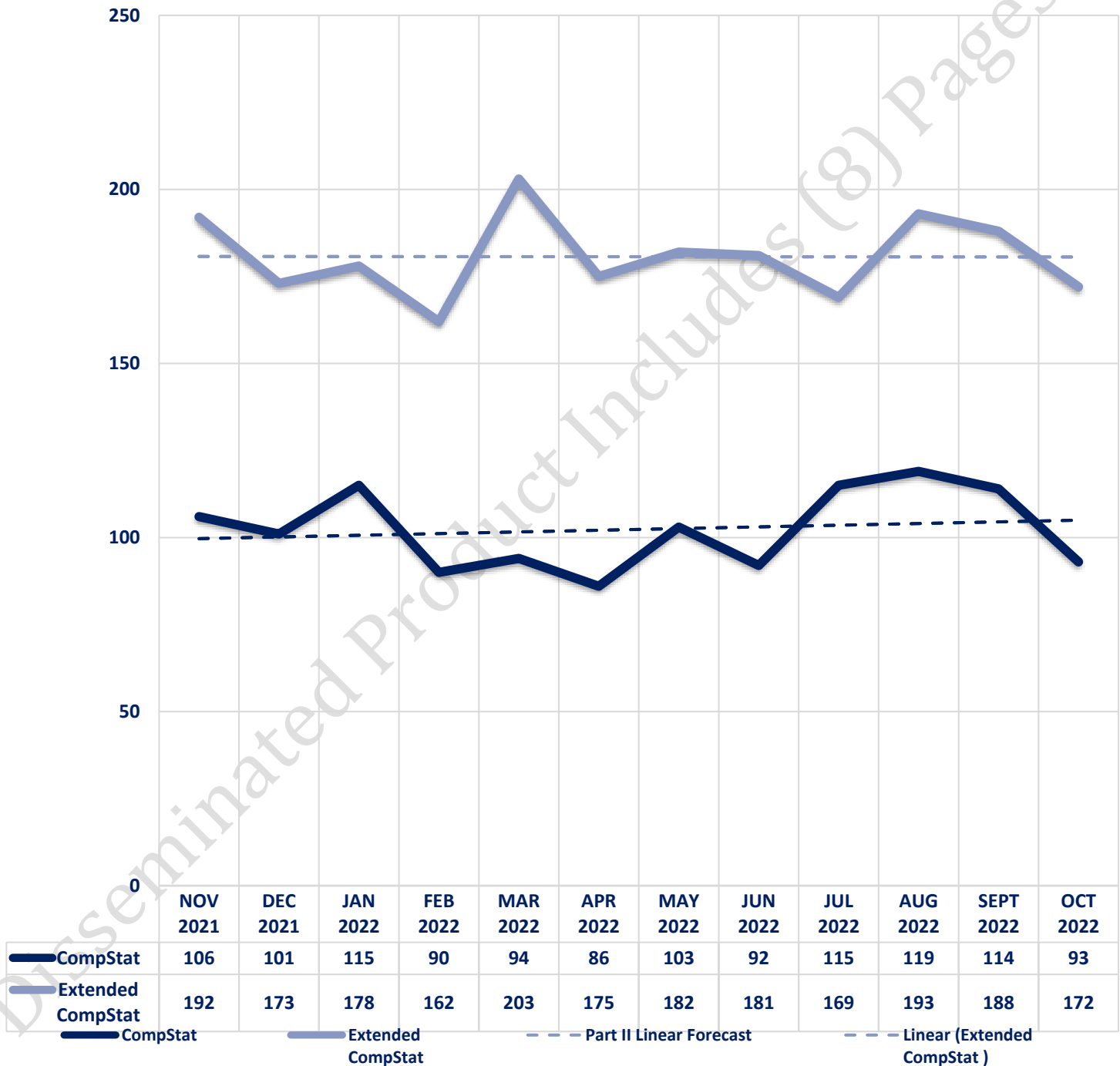


Seized Drugs

TYPE	DOSES	STREET VALUE
Cocaine	2.0	\$ 14.00
Heroin	90.0	\$ 670.50
Marijuana	1639.0	\$ 5,441.32
Hallucinogens	0.0	\$ -
Amphetamines	99.1	\$ 693.70
TOTAL	1830.1	\$ 6,819.52



CompStat & Extended CompStat Offenses - One Year





CITY COUNCIL DISTRICT #3

MONTHLY OFFENSE SUMMARY

November 2022

These figures represent preliminary counts of original Police Incident Reports and include all offenses within the above listed City Council District only. Full statistical analysis to determine the confidence level of this data has not been performed. The results contained herein are approximate in relation to the listed area and may not fully coincide with data shown in other areas of SLCPD's Crime Statistics page such as Calls for Service, Crimes Trending, and Crime Reports due to and reflective of departmental procedures that were in place at the time the event occurred and the date this data was compiled. Results displayed are not distinguished as attempted or completed crimes, do not include other calls for police service, and only represent police service where a report was made. Police Incident Reports are classified by primary offense categories as defined by the Uniform Crime Reporting (UCR) system, however for this report all offenses are included, and each incident may have more than one offense listed on it. In cases where there is more than one offense listed, all offenses are counted individually. Although every reasonable verification effort is made, the accuracy of any data is subject to the constraints of the report generation process as well as the manner, format, and point in time of any query.

COMPSTAT OFFENSES: (Part I)

Chosen by the FBI as Part I Offenses because they are serious crimes that occur with regularity in all areas of the country and are likely to be reported to Police.

EXTENDED COMPSTAT OFFENSES: (Part II)

All other crimes other than the eight CompStat Offenses. The Uniform Crime Reporting Program gathers only arrest data for these offenses, however, SLCPD results displayed in this document display all of these, regardless of the presence of arrest data.

ALL OTHER OFFENSES:

Under the Extended CompStat Offense section, 'All Other Offenses' include Peeping Tom, Trespass, Kidnap/Abduction, Pornography, Extortion/Blackmail, Bribery, Warrants, Sexual Offenses, Obstruction, Public Peace, and Hit & Run.

NON-UCR OFFENSES:

Non-UCR Offenses include reports for all other offenses not classified as a CompStat or Extended CompStat Offense. Results displayed separate some of these offenses such as Ambulance Calls, Deaths, Missing Persons, Suicides, Suspicious Activity, and Traffic Accidents.

ALL OTHER NON-UCR:

Under the Non-UCR category, 'All Other' include the remainder of offenses not classified as CompStat or CompStat Extended and not separated from the Non-UCR Offenses. These include things such as Loud Parties, Barking Dogs, Mentally Ill Subjects, Citizen Assistance, etc.

LOW NUMBER OFFENSES:

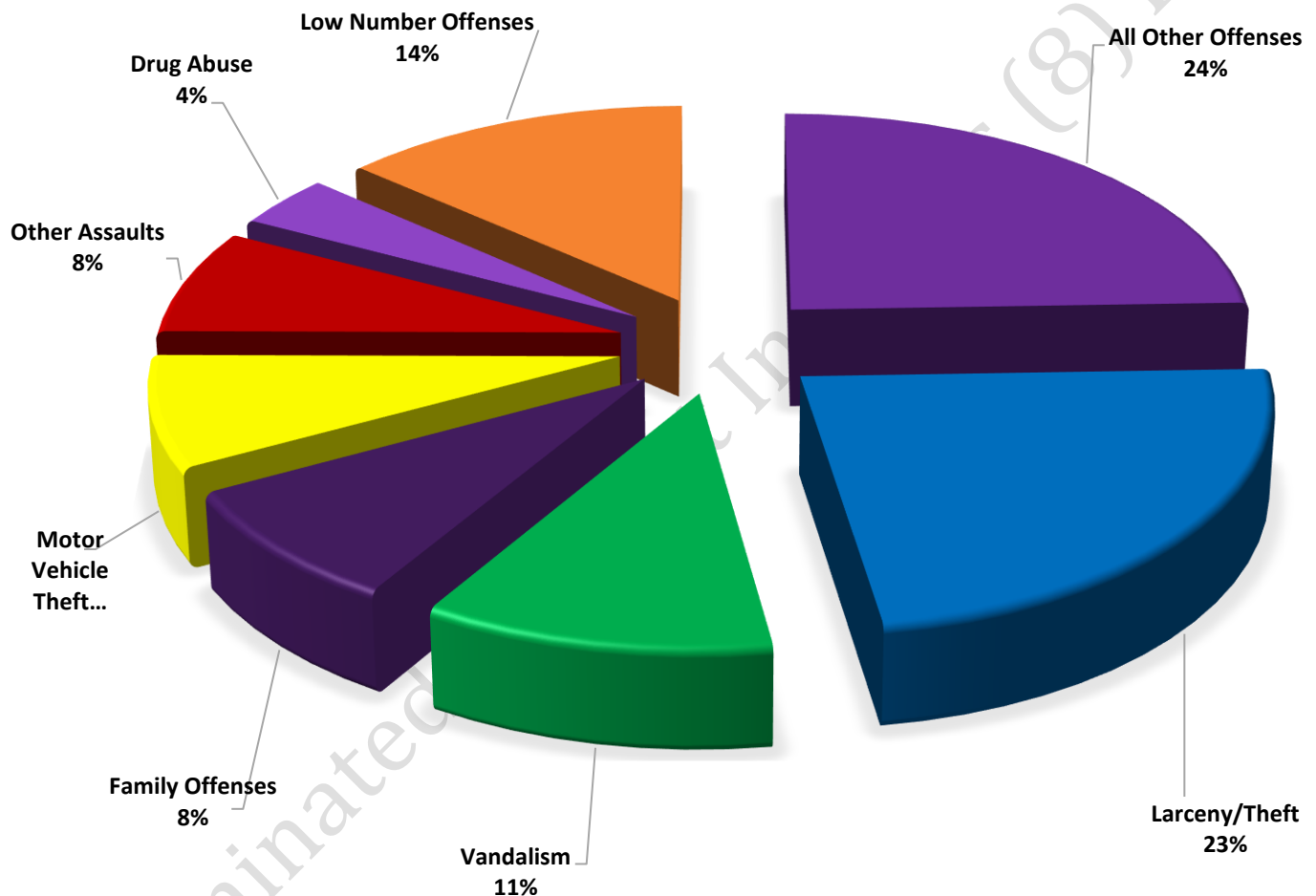
On page two, in the interest of space and allowing for easier viewing, the category titled 'Low Number Offenses' include CompStat and Extended CompStat Offenses from page one that have totals under the amount of 7.

Offenses

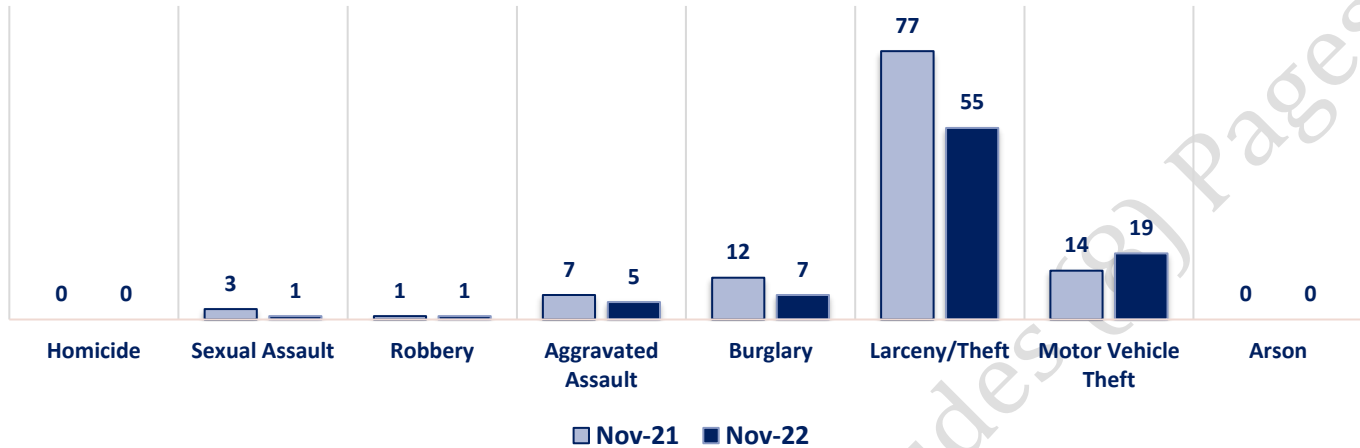
COMPSTAT OFFENSES	VIOLENT	Offense	Nov-21	Nov-22	EXTENDED COMPSTAT OFFENSES
		Homicide	0	0	
		Sexual Assault	3	1	
		Robbery	1	1	
		Aggravated Assault	7	5	
		Burglary	12	7	
		Larceny/Theft	77	55	
		Motor Vehicle Theft	14	19	
		Arson	0	0	
NON-UCR OFFENSES	PROPERTY	COMPSTAT TOTALS	114	88	
		Ambulance Calls	7	6	
		Deaths	3	5	
		Missing Persons	3	2	
		Suicides	0	2	
		Suspicious Activity	11	11	
		Traffic Accidents	37	33	
		All Other	104	92	
		NON-UCR TOTALS	165	151	
TOTALS		COMPSTAT OFFENSES	114	88	
		EXTENDED COMPSTAT OFFENSES	205	149	
		NON-UCR OFFENSES	165	151	
		TOTAL	484	388	

OFFENSE	Nov-21	Nov-22
Other Assaults	30	18
Forgery/Counterfeiting	2	0
Fraud	12	6
Embezzlement	0	0
Stolen Property	5	1
Vandalism	35	26
Weapons	7	1
Prostitution	0	0
Sex Offenses	2	3
Drug Abuse	8	9
Gambling	0	0
Family Offenses	26	20
DUI	8	2
Liquor Laws	0	0
Drunkenness	2	2
Disorderly Conduct	1	3
All Other Offenses	67	58
Curfew/Loitering	0	0
EXTENDED COMPSTAT TOTALS	205	149

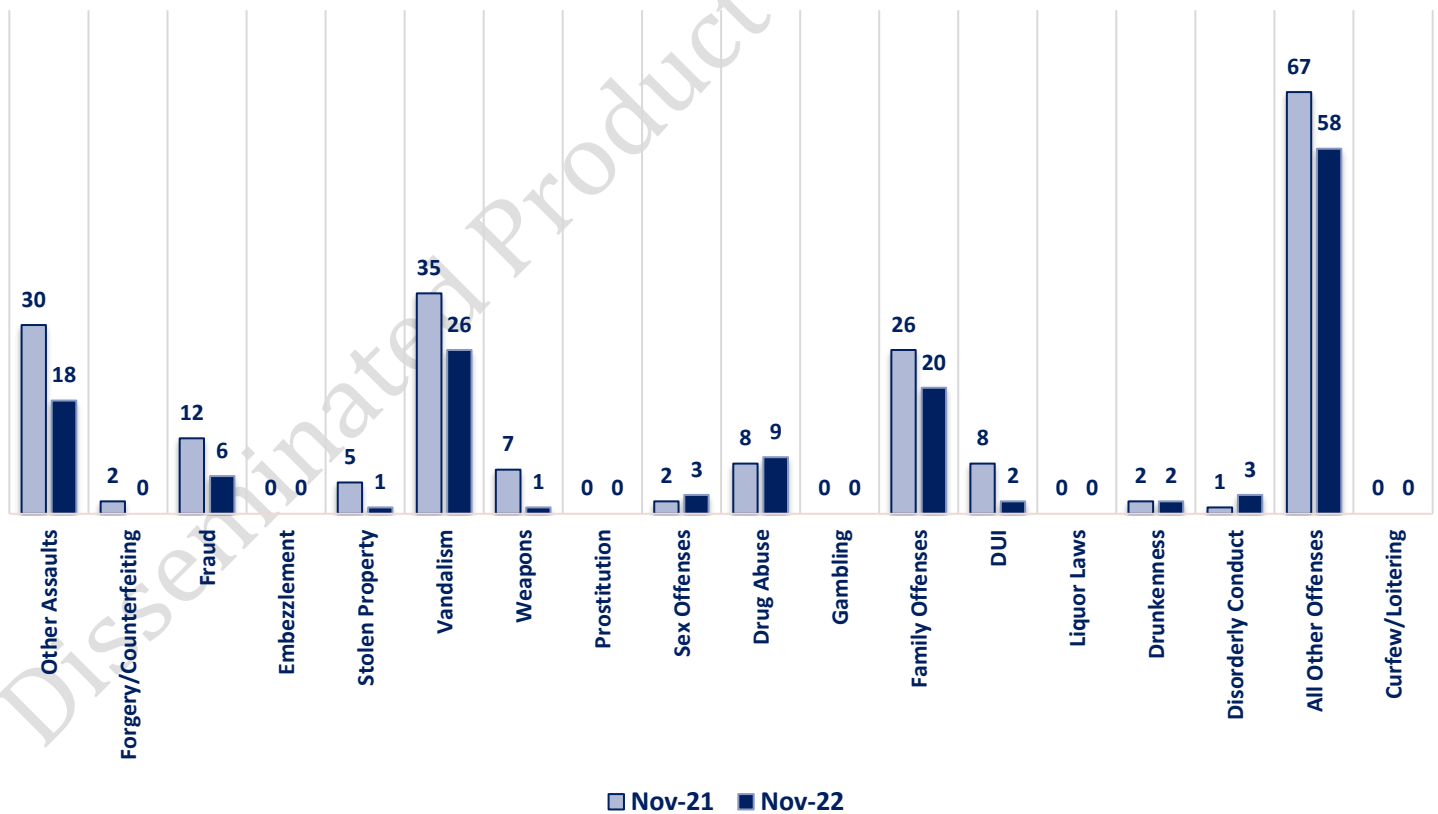
**NOVEMBER 2022 - COMPSTAT AND EXTENDED COMPSTAT
OFFENSE PERCENTAGES**



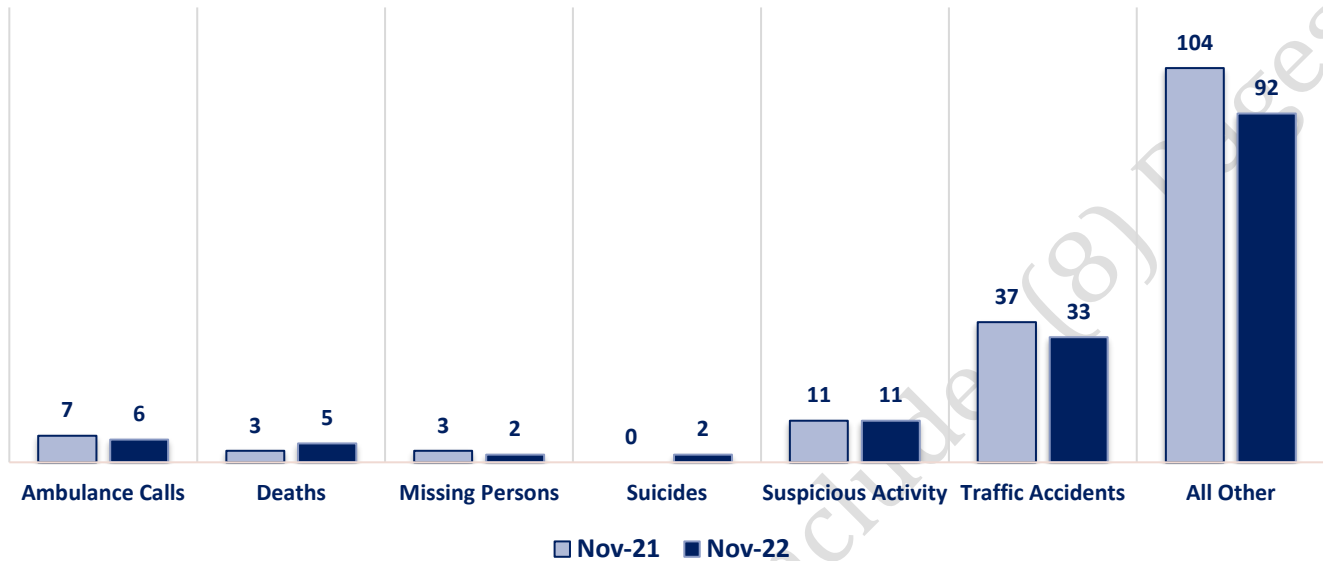
CompStat Offenses



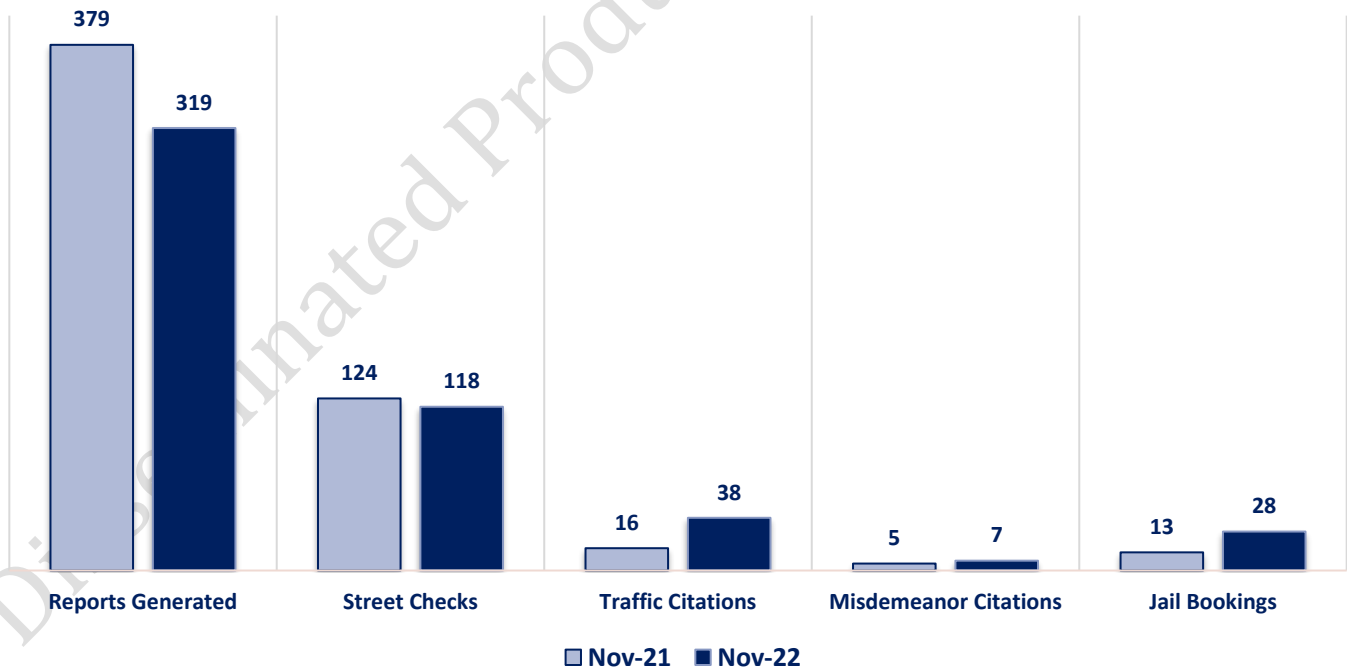
Extended CompStat Offenses



Non-UCR Offenses



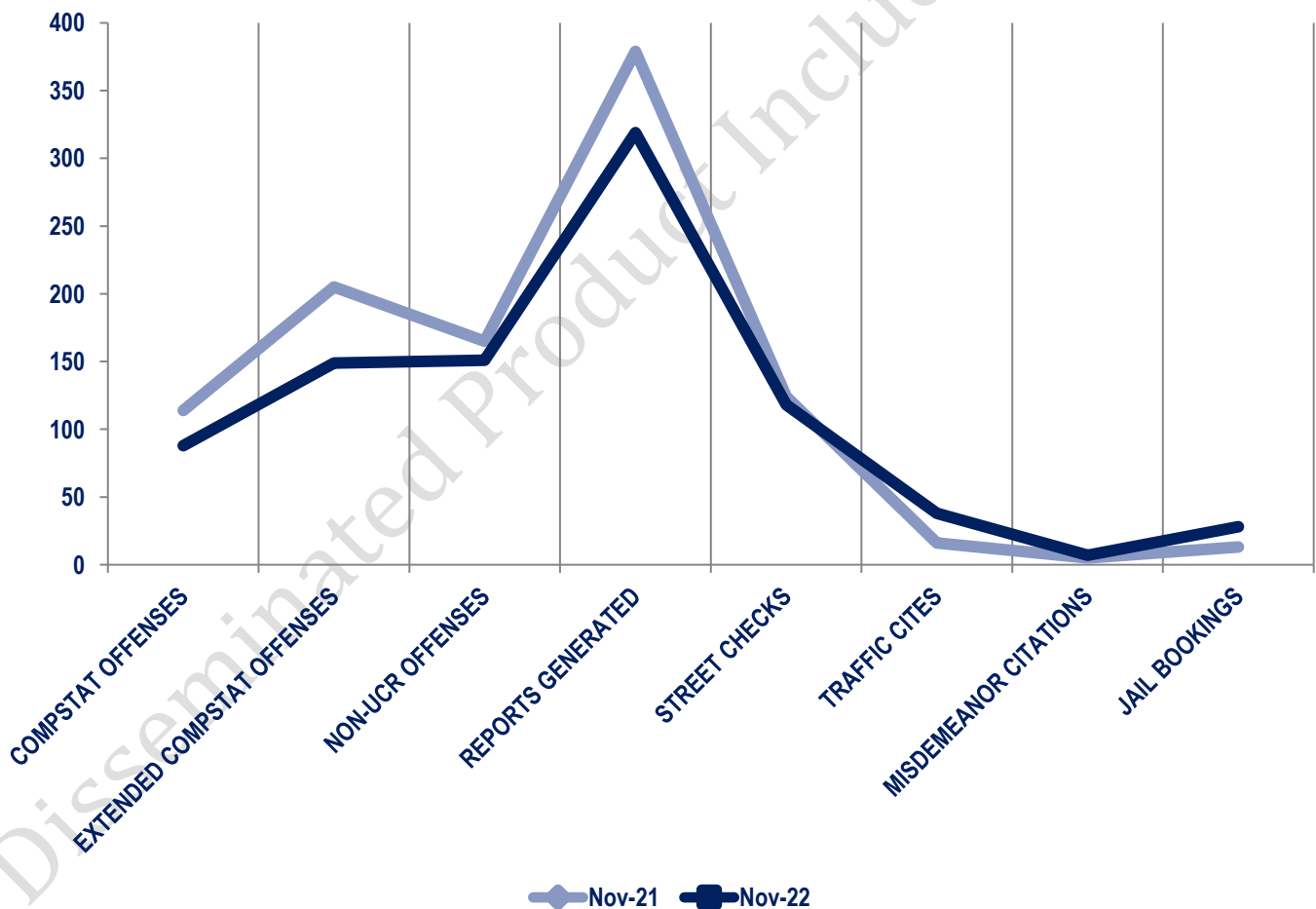
Other Event Totals



Combined Offense/Event Trends

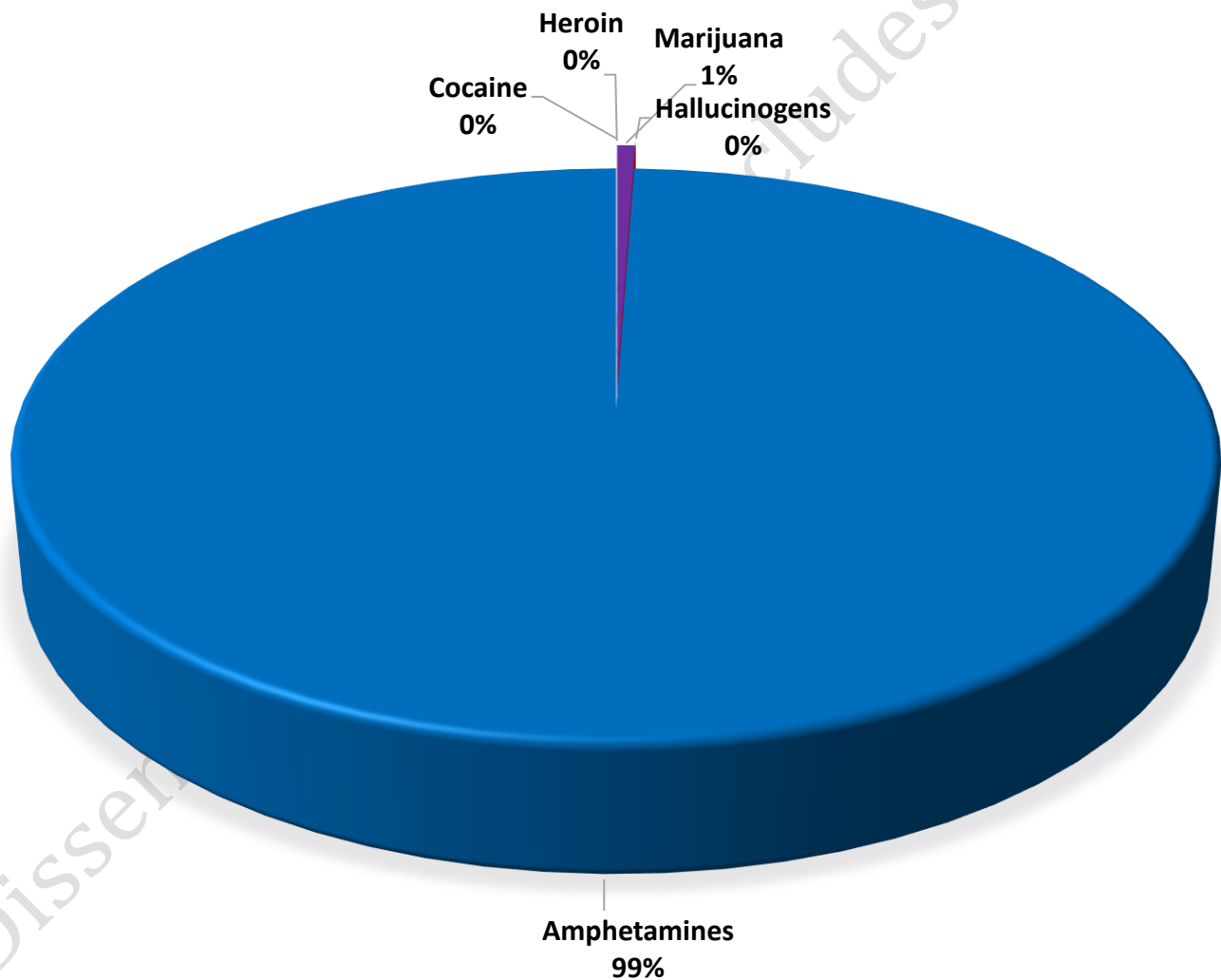
*Street checks include private impounds

	NOV 2021	NOV 2022
CompStat Offenses	114	88
Extended CompStat Offenses	205	149
Non-UCR Offenses	165	151
Reports Generated	379	319
Street Checks	124	118
Traffic Cites	16	38
Misdemeanor Citations	5	7
Jail Bookings	13	28

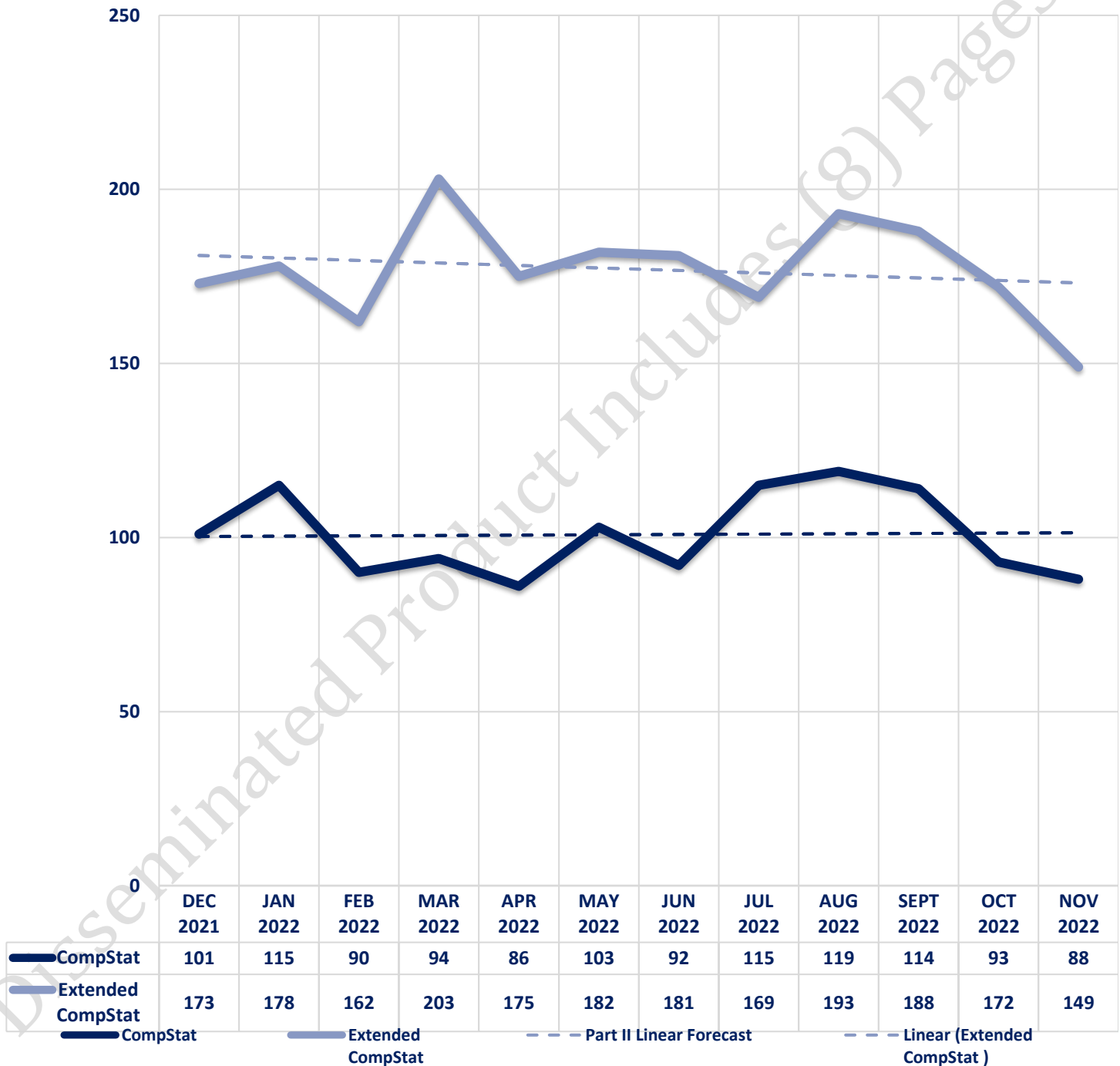


Seized Drugs

TYPE	DOSES	STREET VALUE
Cocaine	0.0	\$ -
Heroin	0.0	\$ -
Marijuana	0.4	\$ 1.17
Hallucinogens	0.0	\$ -
Amphetamines	63.0	\$ 441.00
TOTAL	63.4	\$ 442.17



CompStat & Extended CompStat Offenses - One Year





CITY COUNCIL DISTRICT #3

MONTHLY OFFENSE SUMMARY

December 2022

These figures represent preliminary counts of original Police Incident Reports and include all offenses within the above listed City Council District only. Full statistical analysis to determine the confidence level of this data has not been performed. The results contained herein are approximate in relation to the listed area and may not fully coincide with data shown in other areas of SLCPD's Crime Statistics page such as Calls for Service, Crimes Trending, and Crime Reports due to and reflective of departmental procedures that were in place at the time the event occurred and the date this data was compiled. Results displayed are not distinguished as attempted or completed crimes, do not include other calls for police service, and only represent police service where a report was made. Police Incident Reports are classified by primary offense categories as defined by the Uniform Crime Reporting (UCR) system, however for this report all offenses are included, and each incident may have more than one offense listed on it. In cases where there is more than one offense listed, all offenses are counted individually. Although every reasonable verification effort is made, the accuracy of any data is subject to the constraints of the report generation process as well as the manner, format, and point in time of any query.

COMPSTAT OFFENSES: (Part I)

Chosen by the FBI as Part I Offenses because they are serious crimes that occur with regularity in all areas of the country and are likely to be reported to Police.

EXTENDED COMPSTAT OFFENSES: (Part II)

All other crimes other than the eight CompStat Offenses. The Uniform Crime Reporting Program gathers only arrest data for these offenses, however, SLCPD results displayed in this document display all of these, regardless of the presence of arrest data.

ALL OTHER OFFENSES:

Under the Extended CompStat Offense section, 'All Other Offenses' include Peeping Tom, Trespass, Kidnap/Abduction, Pornography, Extortion/Blackmail, Bribery, Warrants, Sexual Offenses, Obstruction, Public Peace, and Hit & Run.

NON-UCR OFFENSES:

Non-UCR Offenses include reports for all other offenses not classified as a CompStat or Extended CompStat Offense. Results displayed separate some of these offenses such as Ambulance Calls, Deaths, Missing Persons, Suicides, Suspicious Activity, and Traffic Accidents.

ALL OTHER NON-UCR:

Under the Non-UCR category, 'All Other' include the remainder of offenses not classified as CompStat or CompStat Extended and not separated from the Non-UCR Offenses. These include things such as Loud Parties, Barking Dogs, Mentally Ill Subjects, Citizen Assistance, etc.

LOW NUMBER OFFENSES:

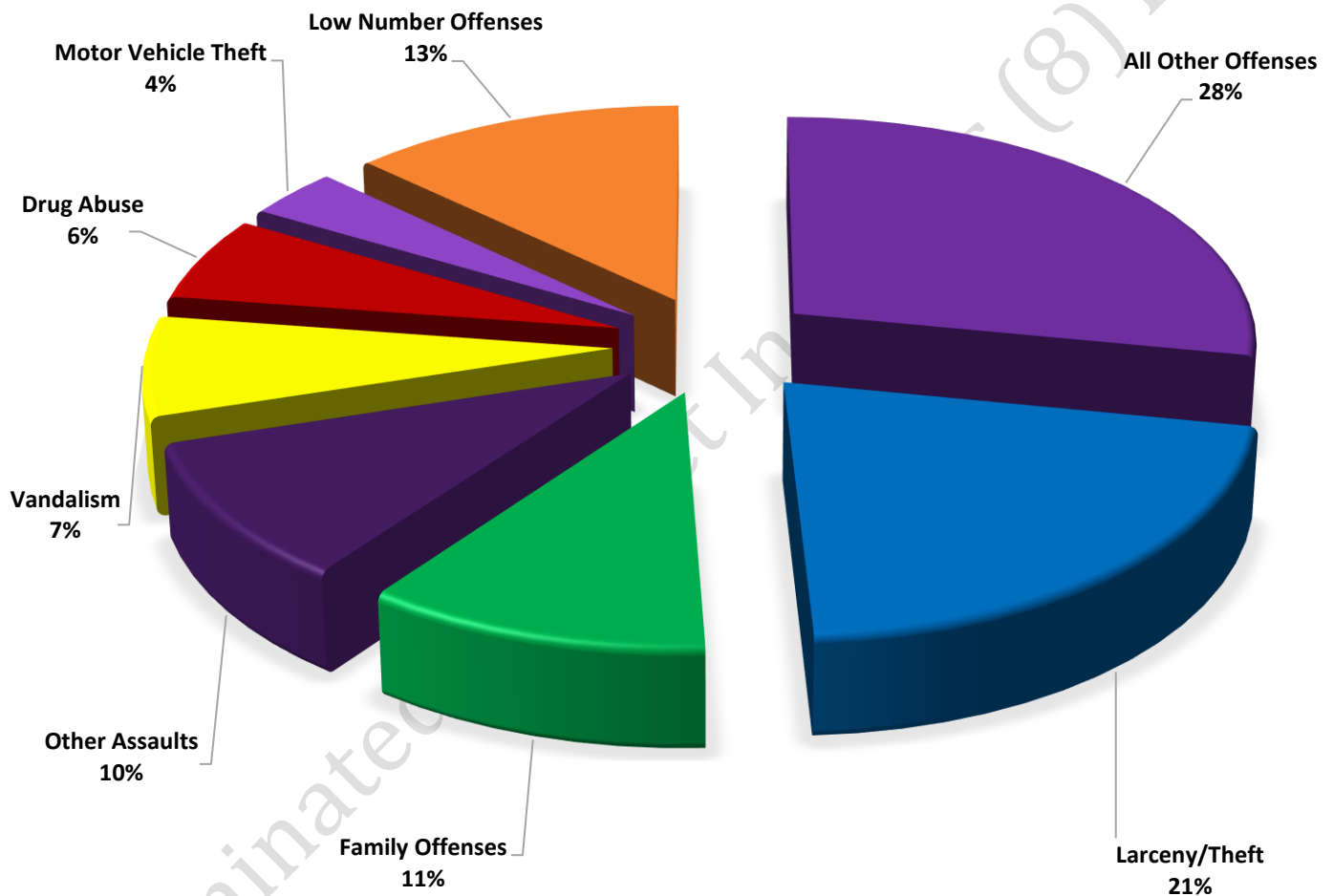
On page two, in the interest of space and allowing for easier viewing, the category titled 'Low Number Offenses' include CompStat and Extended CompStat Offenses from page one that have totals under the amount of 7.

Offenses

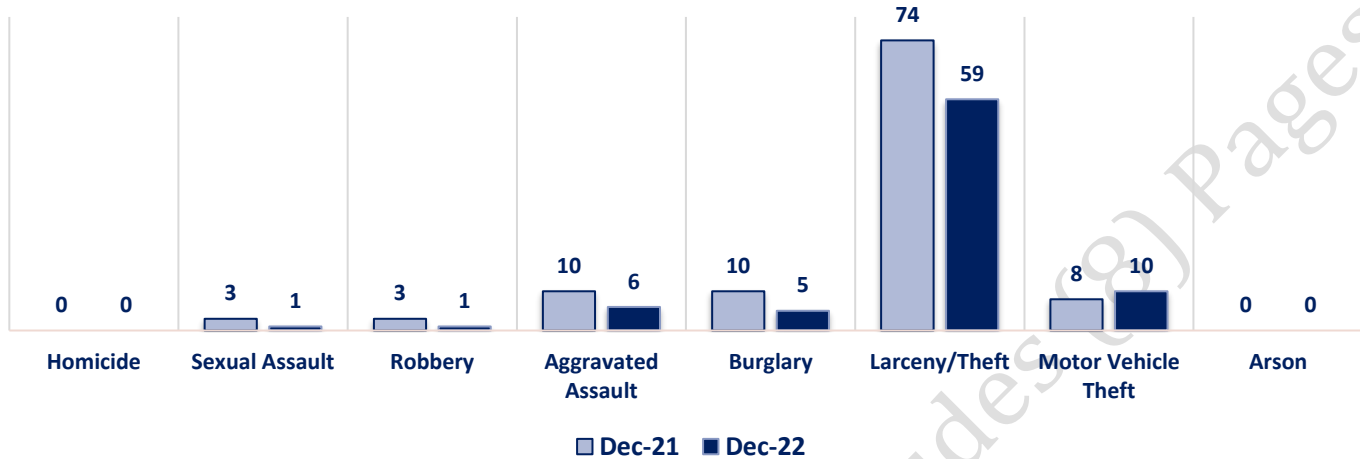
COMPSTAT OFFENSES	VIOLENT	Offense	Dec-21	Dec-22	EXTENDED COMPSTAT OFFENSES
		Homicide	0	0	
		Sexual Assault	3	1	
		Robbery	3	1	
		Aggravated Assault	10	6	
		Burglary	10	5	
		Larceny/Theft	74	59	
		Motor Vehicle Theft	8	10	
		Arson	0	0	
NON-UCR OFFENSES	PROPERTY	COMPSTAT TOTALS	108	82	
		Ambulance Calls	14	17	
		Deaths	2	4	
		Missing Persons	1	1	
		Suicides	0	0	
		Suspicious Activity	9	13	
		Traffic Accidents	41	41	
		All Other	96	91	
		NON-UCR TOTALS	163	167	
TOTALS		COMPSTAT OFFENSES	108	82	
		EXTENDED COMPSTAT OFFENSES	175	196	
		NON-UCR OFFENSES	163	167	
		TOTAL	446	445	

OFFENSE	Dec-21	Dec-22
Other Assaults	29	28
Forgery/Counterfeiting	2	3
Fraud	7	7
Embezzlement	0	0
Stolen Property	2	2
Vandalism	27	20
Weapons	3	0
Prostitution	0	0
Sex Offenses	0	1
Drug Abuse	9	17
Gambling	0	0
Family Offenses	34	30
DUI	6	5
Liquor Laws	0	1
Drunkenness	3	2
Disorderly Conduct	3	2
All Other Offenses	50	78
Curfew/Loitering	0	0
EXTENDED COMPSTAT TOTALS	175	196

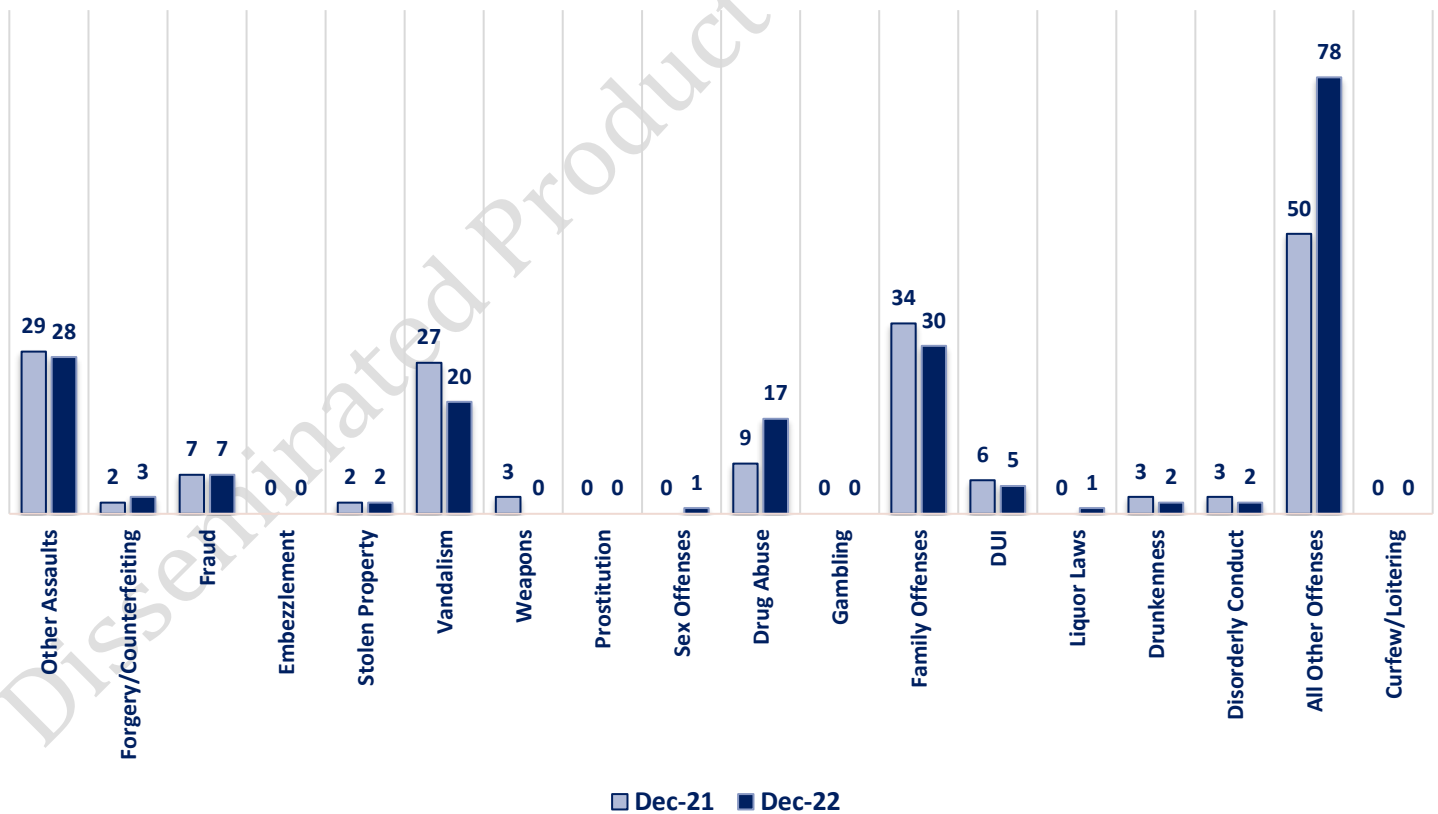
**DECEMBER 2022 - COMPSTAT AND EXTENDED COMPSTAT
OFFENSE PERCENTAGES**



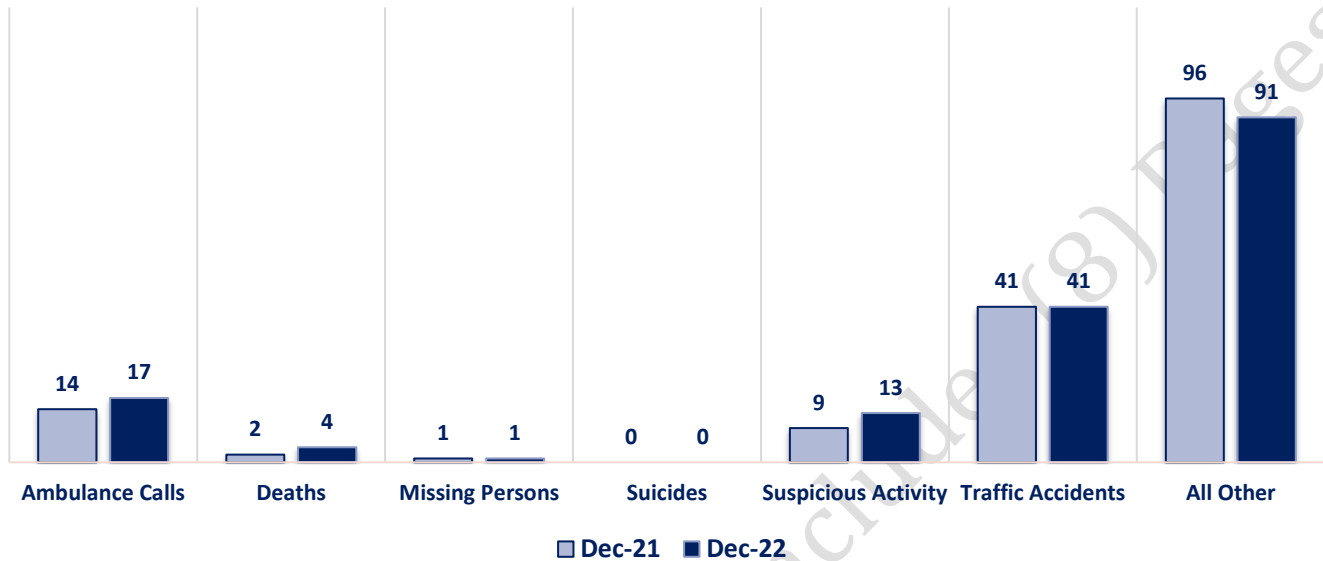
CompStat Offenses



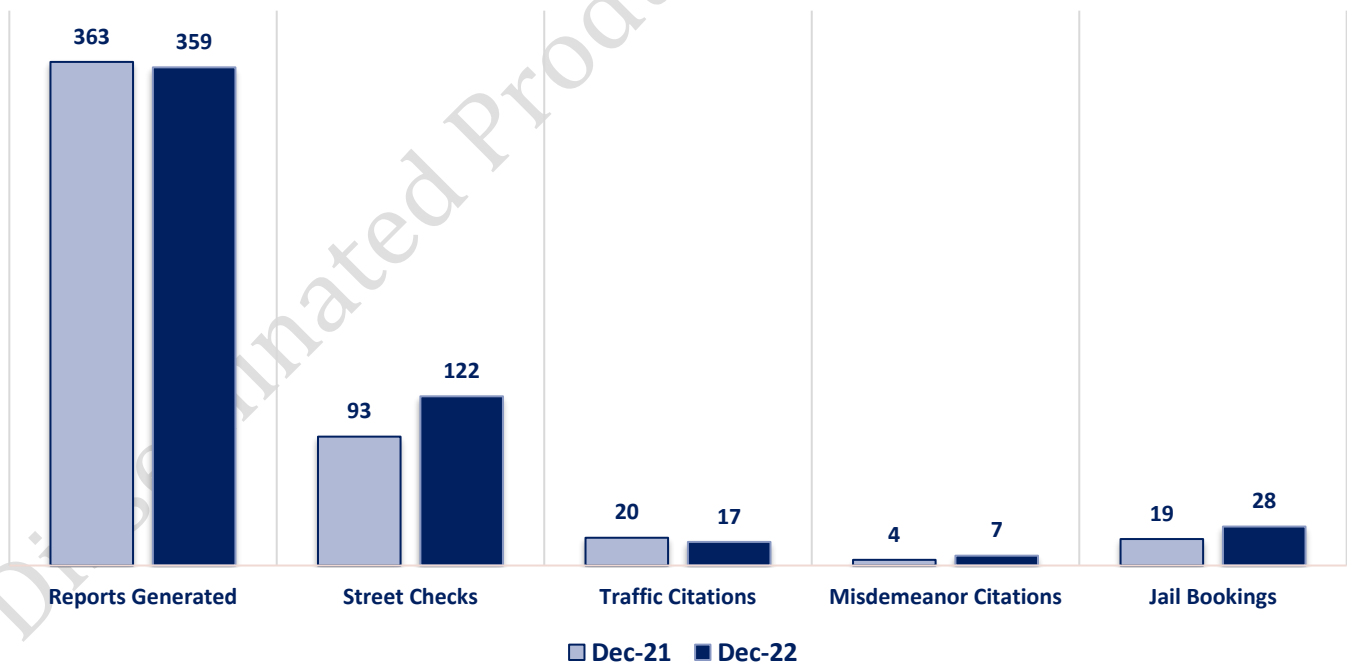
Extended CompStat Offenses



Non-UCR Offenses



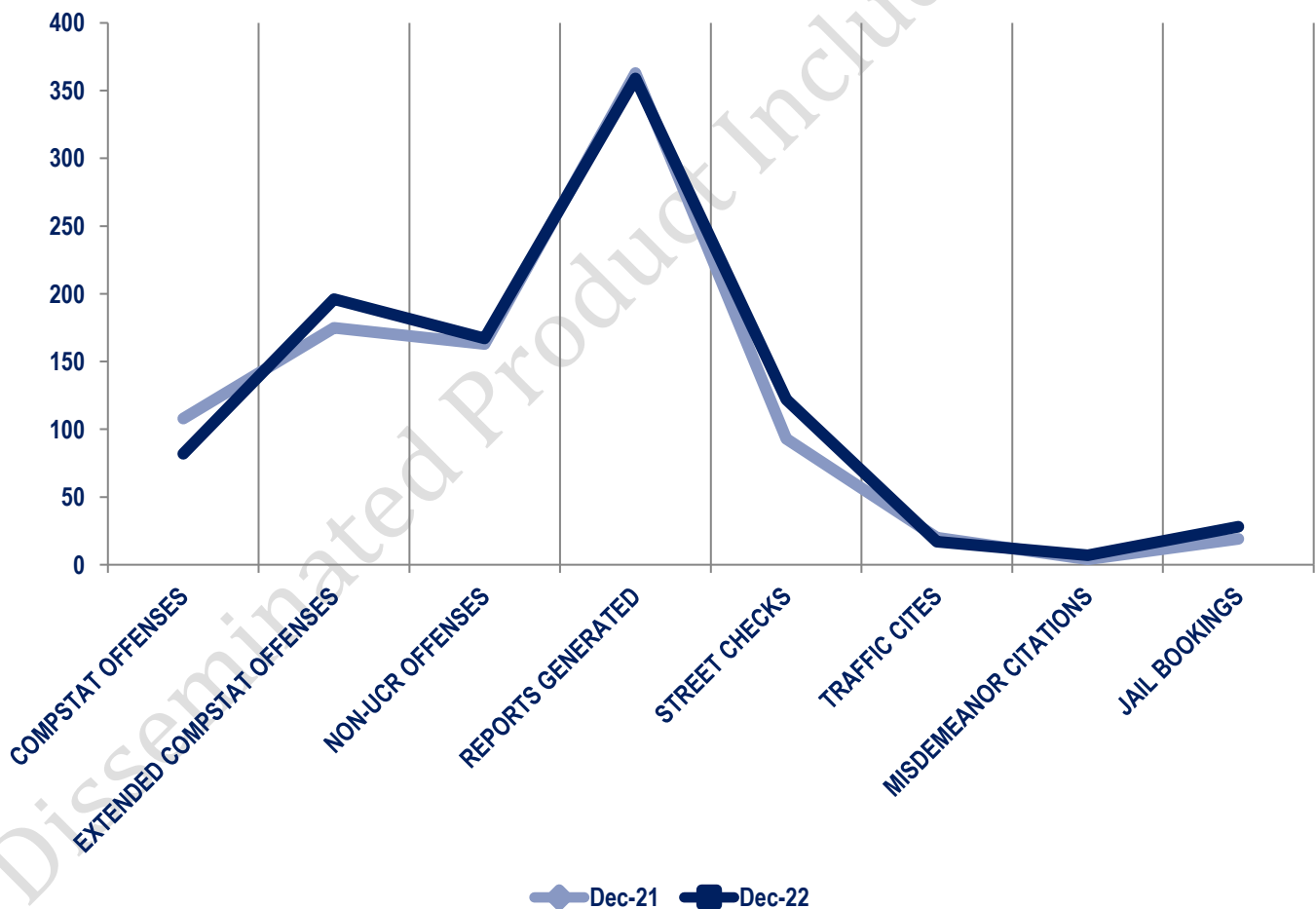
Other Event Totals



Combined Offense/Event Trends

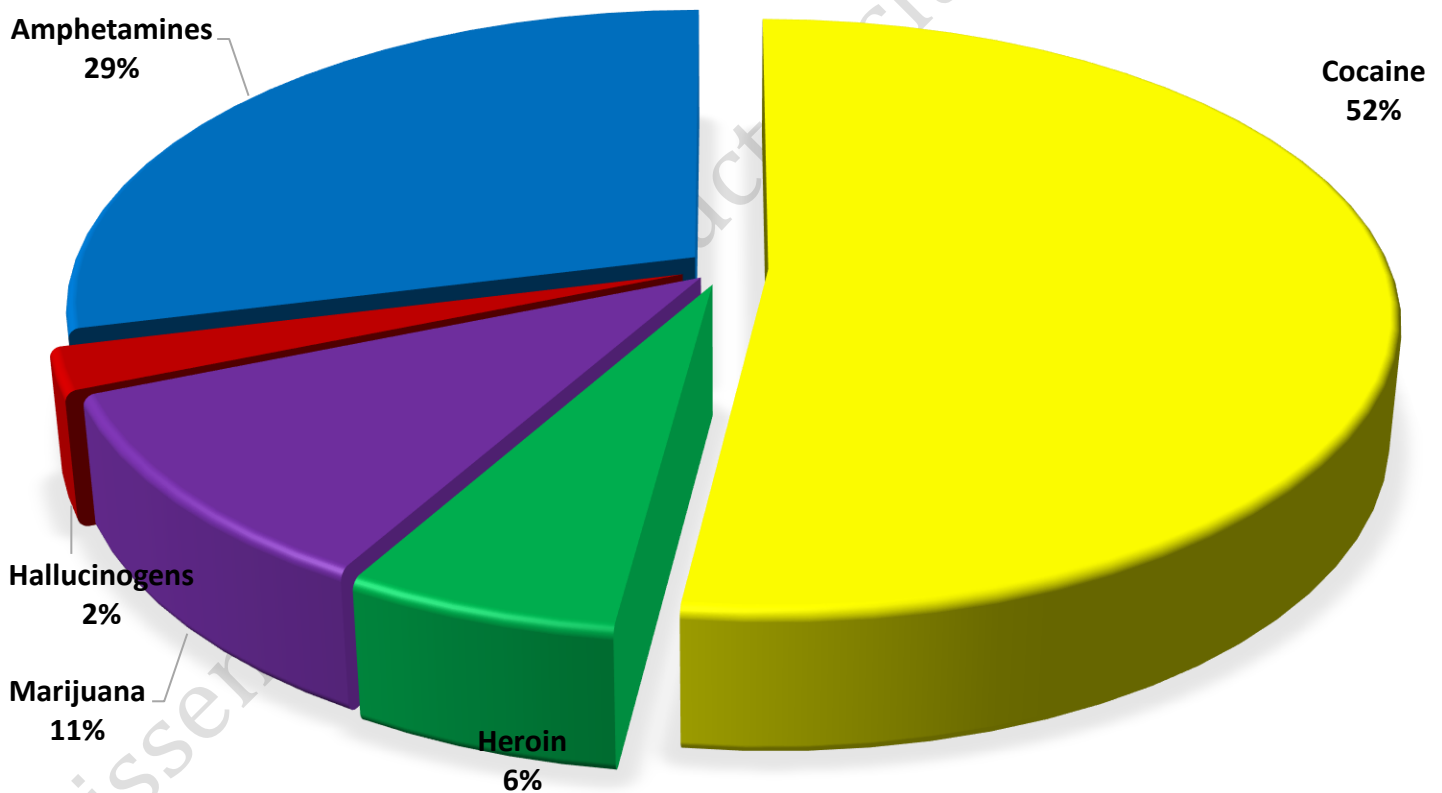
*Street checks include private impounds

	DEC 2021	DEC 2022
CompStat Offenses	108	82
Extended CompStat Offenses	175	196
Non-UCR Offenses	163	167
Reports Generated	363	359
Street Checks	93	122
Traffic Cites	20	17
Misdemeanor Citations	4	7
Jail Bookings	19	28



Seized Drugs

TYPE	DOSES	STREET VALUE
Cocaine	238.0	\$ 1,666.00
Heroin	28.0	\$ 208.60
Marijuana	48.3	\$ 160.44
Hallucinogens	10.6	\$ 21.16
Amphetamines	132.0	\$ 924.00
TOTAL	456.9	\$ 2,980.20



CompStat & Extended CompStat Offenses - One Year

