



CITY COUNCIL DISTRICT #4

MONTHLY OFFENSE SUMMARY

January 2022

These figures represent preliminary counts of original Police Incident Reports and include all offenses within the above listed City Council District only. Full statistical analysis to determine the confidence level of this data has not been performed. The results contained herein are approximate in relation to the listed area and may not fully coincide with data shown in other areas of SLCPD's Crime Statistics page such as Calls for Service, Crimes Trending, and Crime Reports due to and reflective of departmental procedures that were in place at the time the event occurred and the date this data was compiled. Results displayed are not distinguished as attempted or completed crimes, do not include other calls for police service, and only represent police service where a report was made. Police Incident Reports are classified by primary offense categories as defined by the Uniform Crime Reporting (UCR) system, however for this report all offenses are included, and each incident may have more than one offense listed on it. In cases where there is more than one offense listed, all offenses are counted individually. Although every reasonable verification effort is made, the accuracy of any data is subject to the constraints of the report generation process as well as the manner, format, and point in time of any query.

COMPSTAT OFFENSES: (Part I)

Chosen by the FBI as Part I Offenses because they are serious crimes that occur with regularity in all areas of the country and are likely to be reported to Police.

EXTENDED COMPSTAT OFFENSES: (Part II)

All other crimes other than the eight CompStat Offenses. The Uniform Crime Reporting Program gathers only arrest data for these offenses, however, SLCPD results displayed in this document display all of these, regardless of the presence of arrest data.

ALL OTHER OFFENSES:

Under the Extended CompStat Offense section, 'All Other Offenses' include Peeping Tom, Trespass, Kidnap/Abduction, Pornography, Extortion/Blackmail, Bribery, Warrants, Sexual Offenses, Obstruction, Public Peace, and Hit & Run.

NON-UCR OFFENSES:

Non-UCR Offenses include reports for all other offenses not classified as a CompStat or Extended CompStat Offense. Results displayed separate some of these offenses such as Ambulance Calls, Deaths, Missing Persons, Suicides, Suspicious Activity, and Traffic Accidents.

ALL OTHER NON-UCR:

Under the Non-UCR category, 'All Other' include the remainder of offenses not classified as CompStat or CompStat Extended and not separated from the Non-UCR Offenses. These include things such as Loud Parties, Barking Dogs, Mentally Ill Subjects, Citizen Assistance, etc.

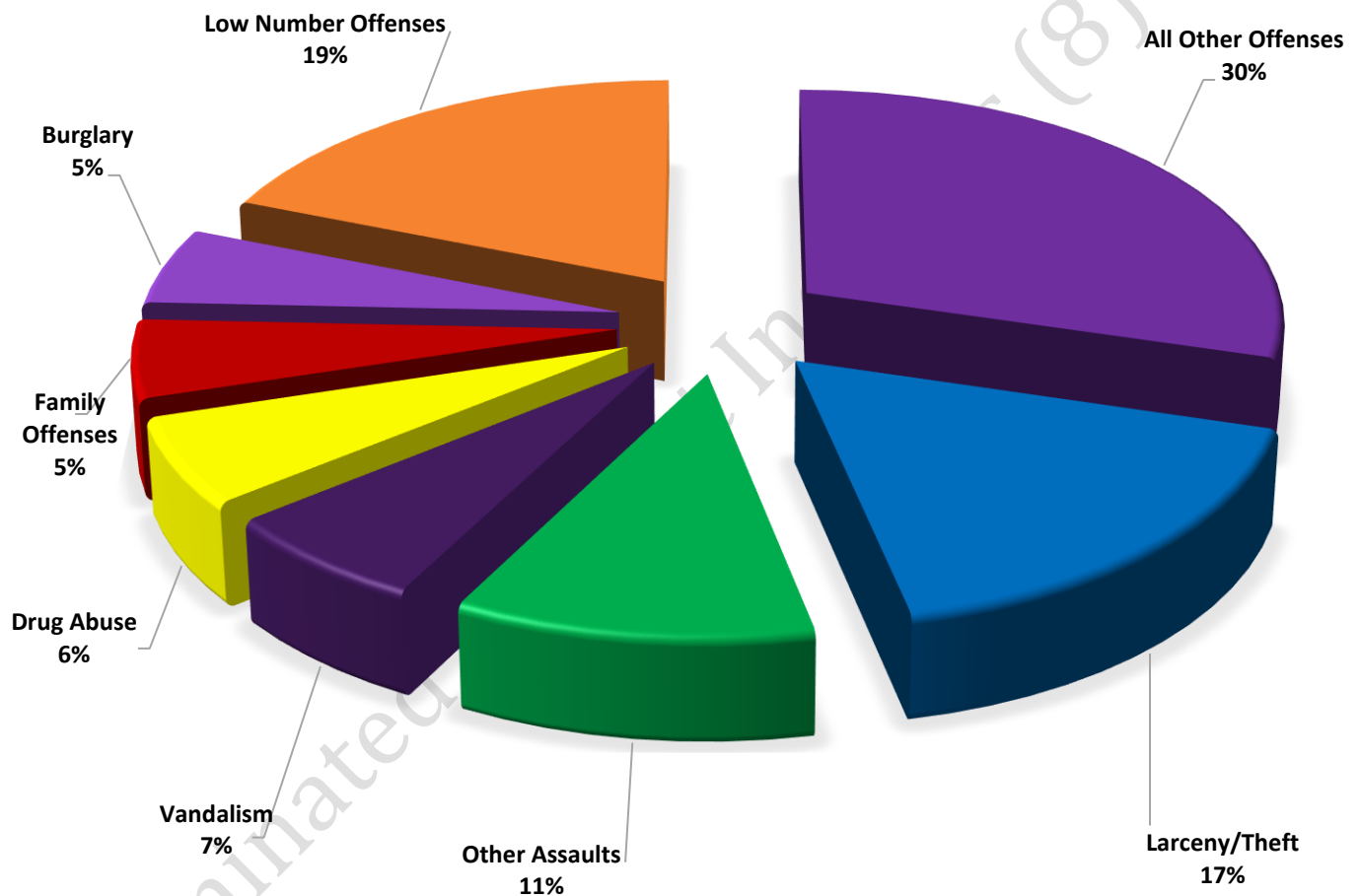
LOW NUMBER OFFENSES:

On page two, in the interest of space and allowing for easier viewing, the category titled 'Low Number Offenses' include CompStat and Extended CompStat Offenses from page one that have totals under the amount of 49.

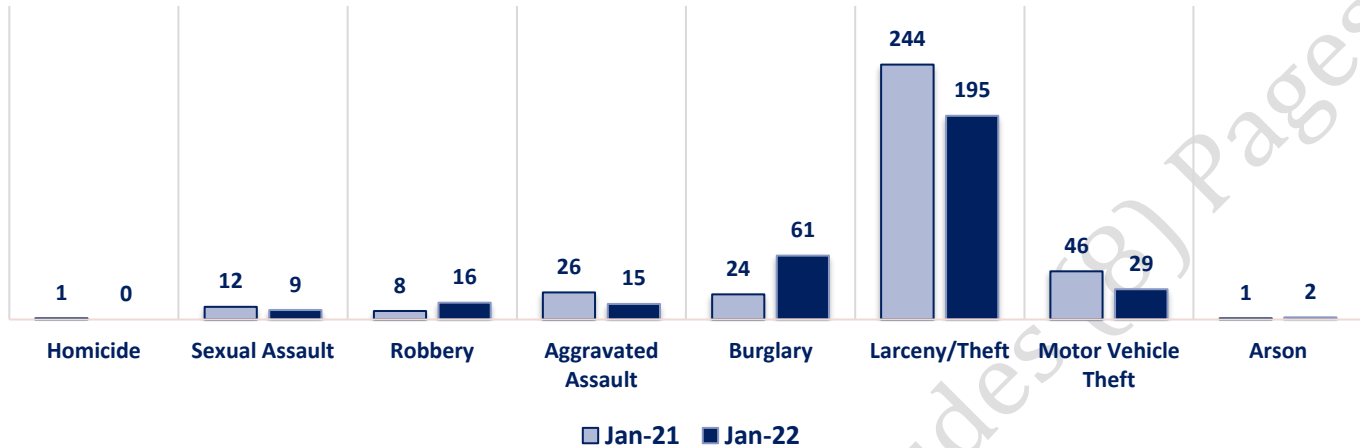
Offenses

COMPSTAT OFFENSES	VIOLENT	Offense	Jan-21	Jan-22	EXTENDED COMPSTAT OFFENSES
		Homicide	1	0	
		Sexual Assault	12	9	
		Robbery	8	16	
		Aggravated Assault	26	15	
		Burglary	24	61	
		Larceny/Theft	244	195	
		Motor Vehicle Theft	46	29	
		Arson	1	2	
NON-UCR OFFENSES	PROPERTY	COMPSTAT TOTALS	362	327	
		Ambulance Calls	63	84	
		Deaths	8	7	
		Missing Persons	20	11	
		Suicides	0	0	
		Suspicious Activity	39	50	
		Traffic Accidents	73	92	
		All Other	341	350	
		NON-UCR TOTALS	544	594	
TOTALS		COMPSTAT OFFENSES	362	327	
		EXTENDED COMPSTAT OFFENSES	734	809	
		NON-UCR OFFENSES	544	594	
		TOTAL	1640	1730	
		Other Assaults	107	124	
		Forgery/Counterfeiting	12	6	
		Fraud	40	49	
		Embezzlement	0	0	
		Stolen Property	16	4	
		Vandalism	97	74	
		Weapons	4	8	
		Prostitution	0	0	
		Sex Offenses	11	6	
		Drug Abuse	72	69	
		Gambling	0	0	
		Family Offenses	55	62	
		DUI	14	15	
		Liquor Laws	5	6	
		Drunkenness	29	34	
		Disorderly Conduct	27	16	
		All Other Offenses	241	336	
		Curfew/Loitering	0	0	
		Runaway	4	0	
		EXTENDED COMPSTAT TOTALS	734	809	

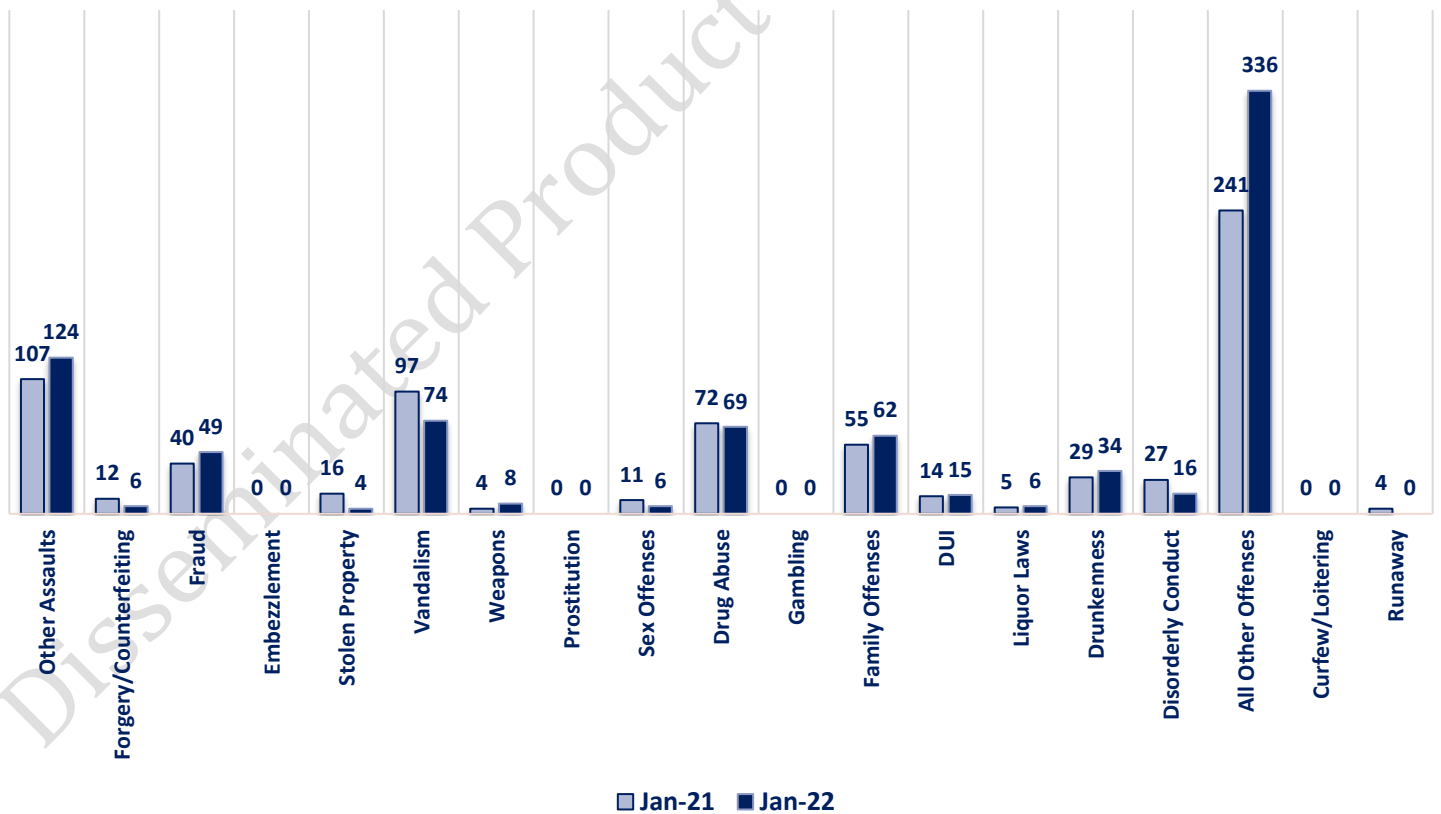
**JANUARY 2022 - COMPSTAT AND EXTENDED COMPSTAT
OFFENSE PERCENTAGES**



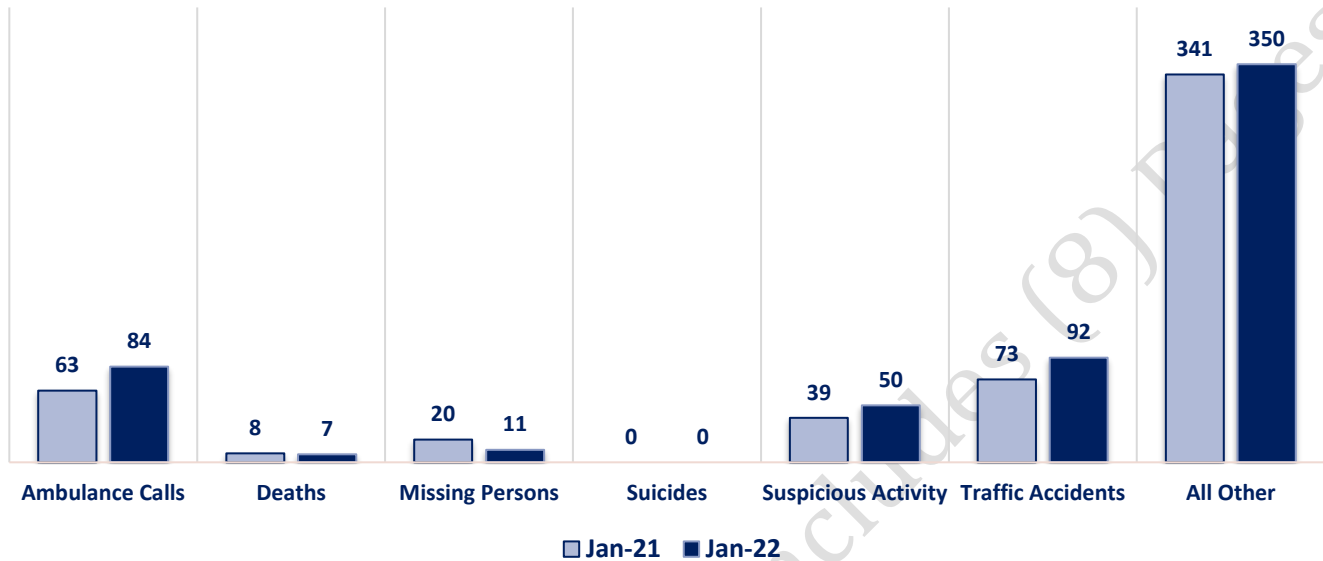
CompStat Offenses



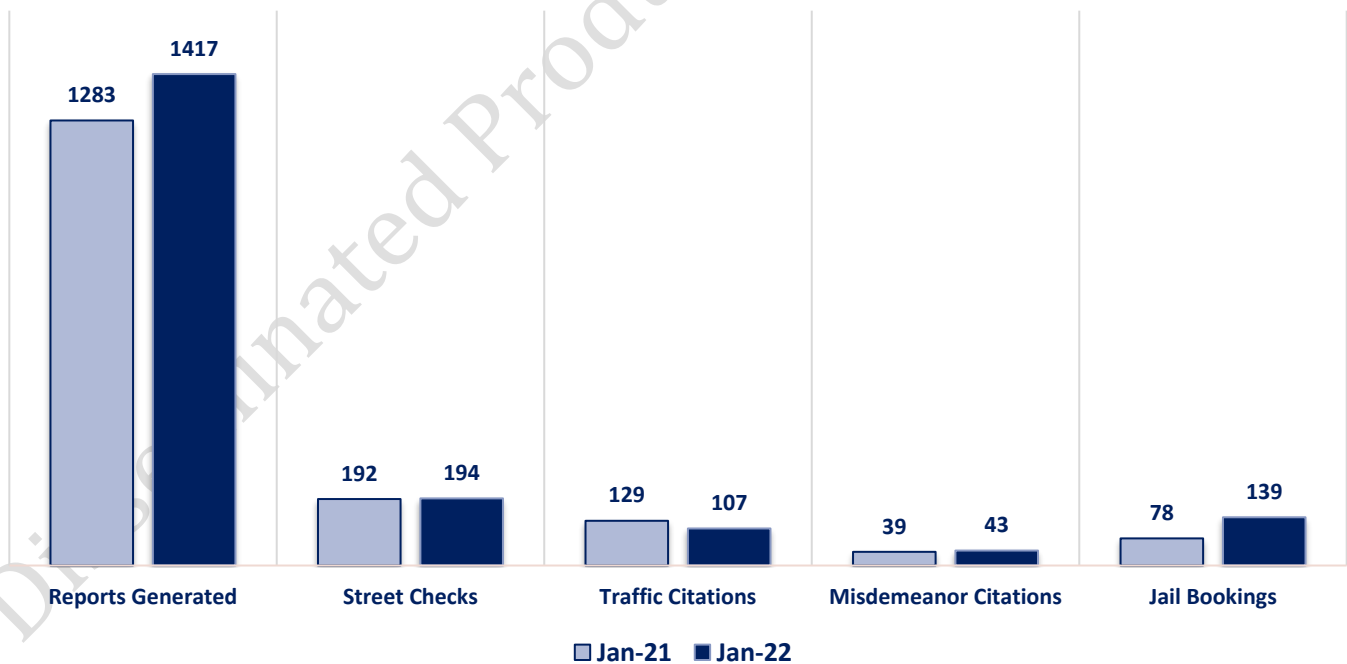
Extended CompStat Offenses



Non-UCR Offenses

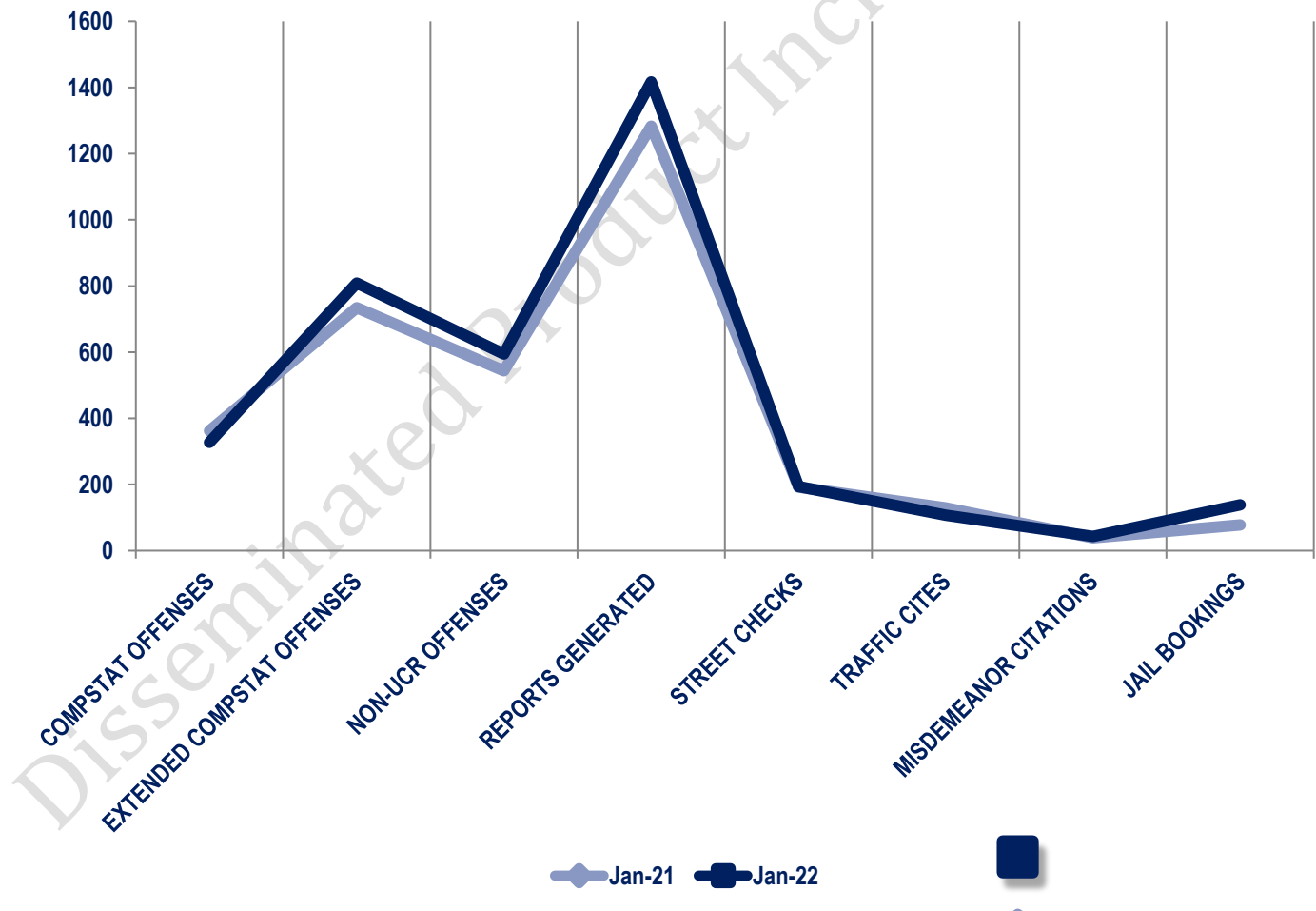


Other Event Totals



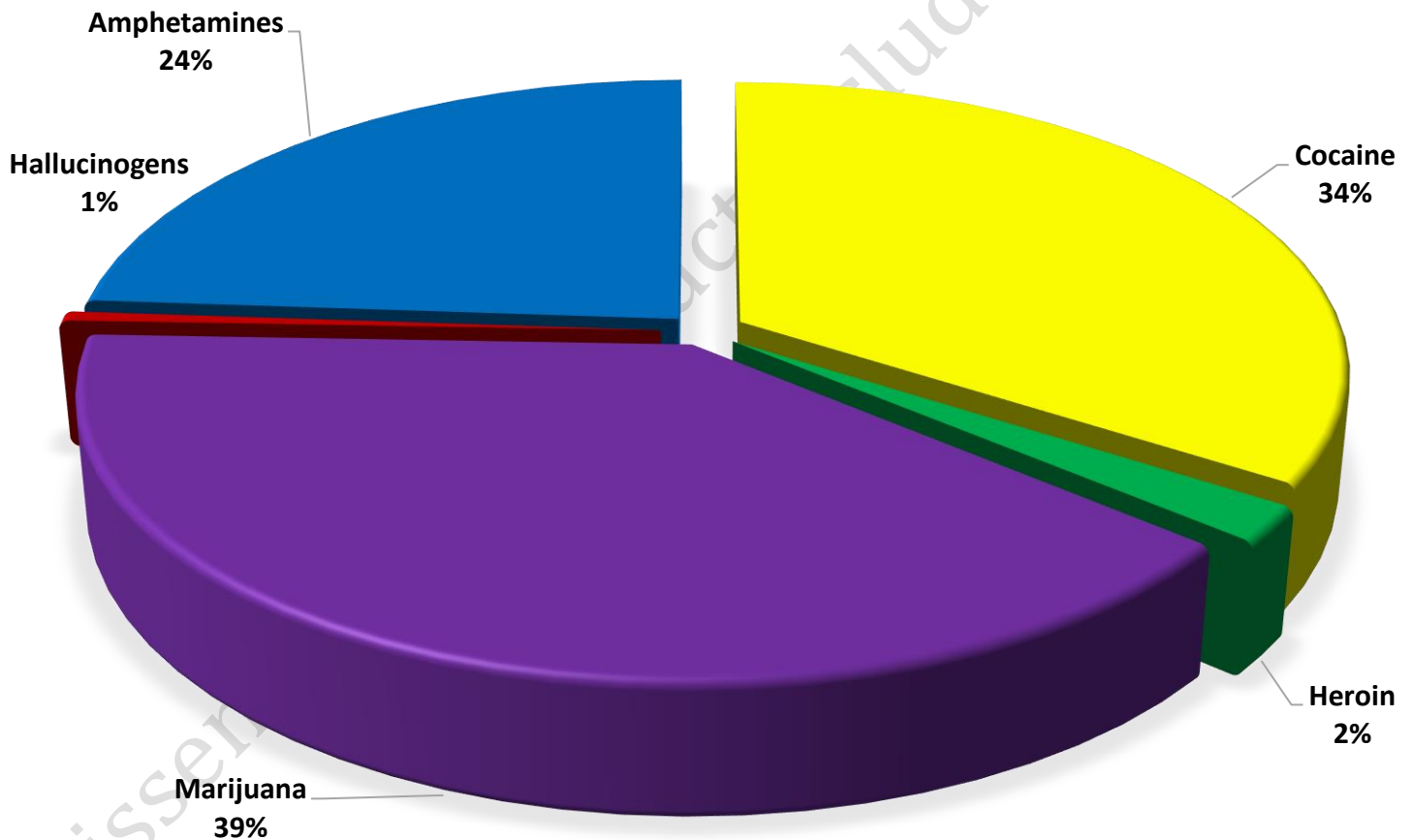
Combined Offense/Event Trends

	JAN 2021	JAN 2022
CompStat Offenses	362	327
Extended CompStat Offenses	734	809
Non-UCR Offenses	544	594
Reports Generated	1283	1417
Street Checks	192	194
Traffic Cites	129	107
Misdemeanor Citations	39	43
Jail Bookings	78	139

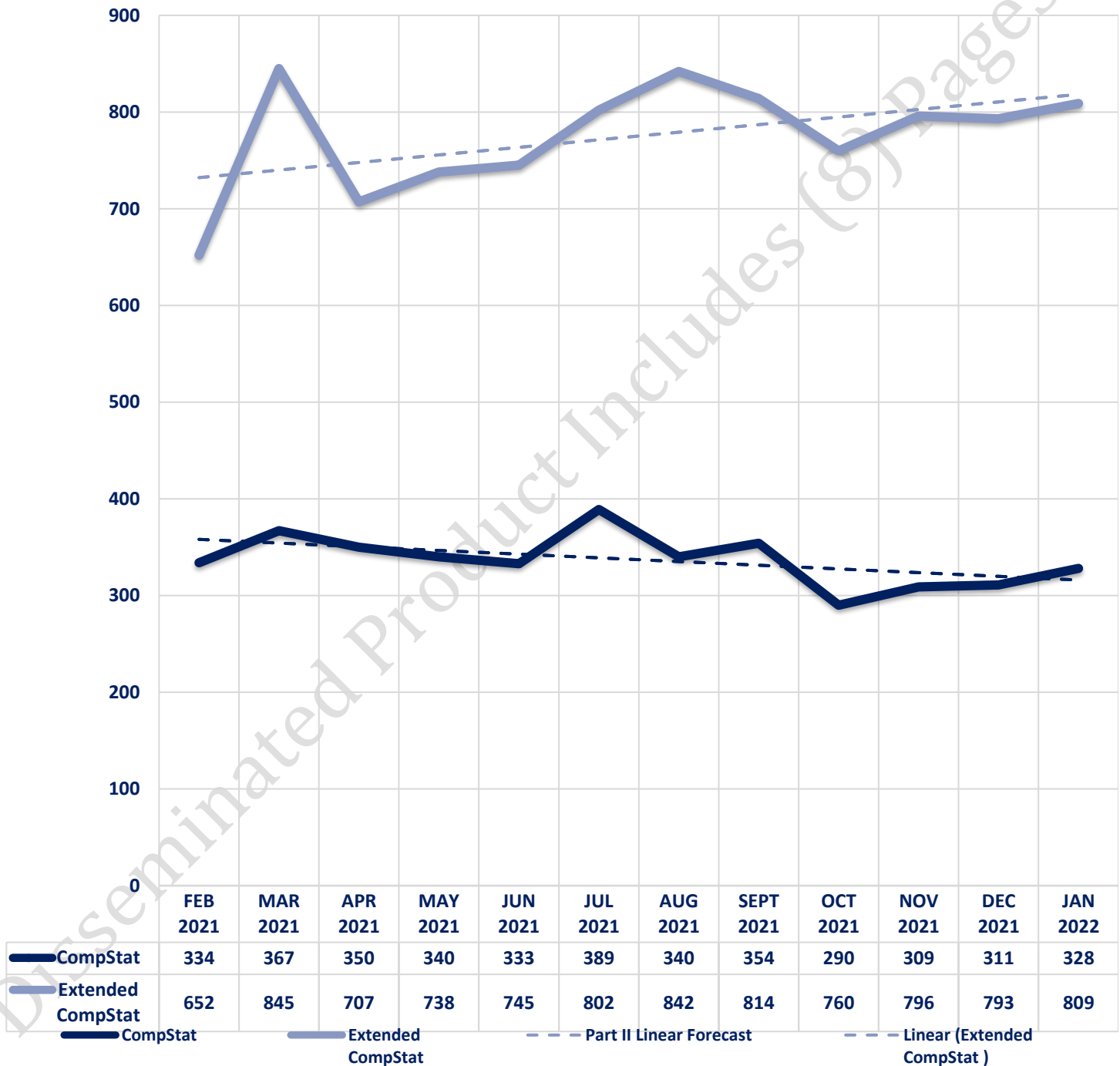


Seized Drugs

TYPE	DOSES	STREET VALUE	
Cocaine	2491.0	\$	24,910.00
Heroin	147.0	\$	1,470.00
Marijuana	2890.3	\$	17,341.69
Hallucinogens	38.4	\$	76.90
Amphetamines	1749.0	\$	17,490.00
TOTAL	7315.7	\$	61,288.58



CompStat & Extended CompStat Offenses - One Year





CITY COUNCIL DISTRICT #4

MONTHLY OFFENSE SUMMARY

February 2022

These figures represent preliminary counts of original Police Incident Reports and include all offenses within the above listed City Council District only. Full statistical analysis to determine the confidence level of this data has not been performed. The results contained herein are approximate in relation to the listed area and may not fully coincide with data shown in other areas of SLCPD's Crime Statistics page such as Calls for Service, Crimes Trending, and Crime Reports due to and reflective of departmental procedures that were in place at the time the event occurred and the date this data was compiled. Results displayed are not distinguished as attempted or completed crimes, do not include other calls for police service, and only represent police service where a report was made. Police Incident Reports are classified by primary offense categories as defined by the Uniform Crime Reporting (UCR) system, however for this report all offenses are included, and each incident may have more than one offense listed on it. In cases where there is more than one offense listed, all offenses are counted individually. Although every reasonable verification effort is made, the accuracy of any data is subject to the constraints of the report generation process as well as the manner, format, and point in time of any query.

COMPSTAT OFFENSES: (Part I)

Chosen by the FBI as Part I Offenses because they are serious crimes that occur with regularity in all areas of the country and are likely to be reported to Police.

EXTENDED COMPSTAT OFFENSES: (Part II)

All other crimes other than the eight CompStat Offenses. The Uniform Crime Reporting Program gathers only arrest data for these offenses, however, SLCPD results displayed in this document display all of these, regardless of the presence of arrest data.

ALL OTHER OFFENSES:

Under the Extended CompStat Offense section, 'All Other Offenses' include Peeping Tom, Trespass, Kidnap/Abduction, Pornography, Extortion/Blackmail, Bribery, Warrants, Sexual Offenses, Obstruction, Public Peace, and Hit & Run.

NON-UCR OFFENSES:

Non-UCR Offenses include reports for all other offenses not classified as a CompStat or Extended CompStat Offense. Results displayed separate some of these offenses such as Ambulance Calls, Deaths, Missing Persons, Suicides, Suspicious Activity, and Traffic Accidents.

ALL OTHER NON-UCR:

Under the Non-UCR category, 'All Other' include the remainder of offenses not classified as CompStat or CompStat Extended and not separated from the Non-UCR Offenses. These include things such as Loud Parties, Barking Dogs, Mentally Ill Subjects, Citizen Assistance, etc.

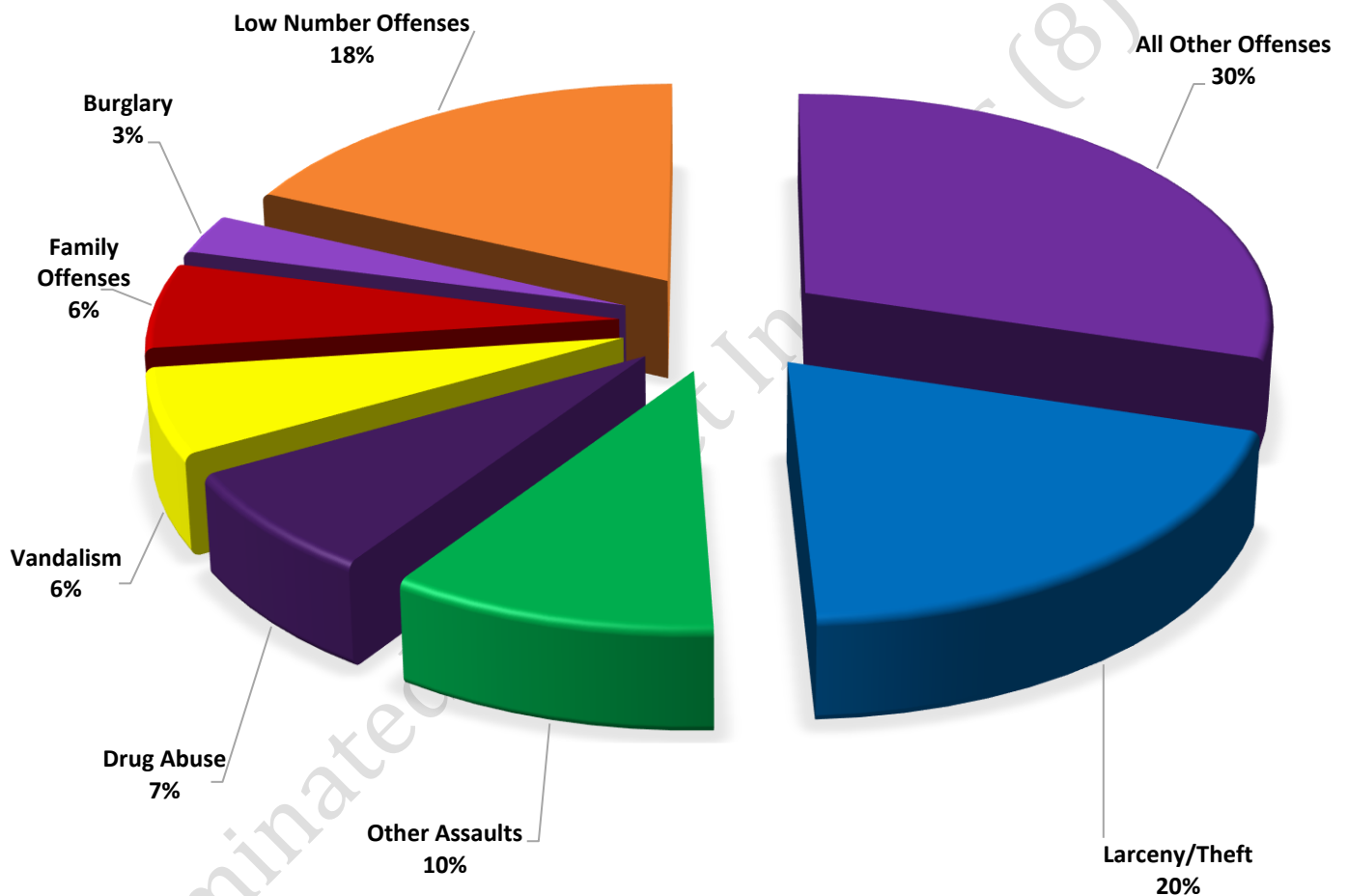
LOW NUMBER OFFENSES:

On page two, in the interest of space and allowing for easier viewing, the category titled 'Low Number Offenses' include CompStat and Extended CompStat Offenses from page one that have totals under the amount of 28.

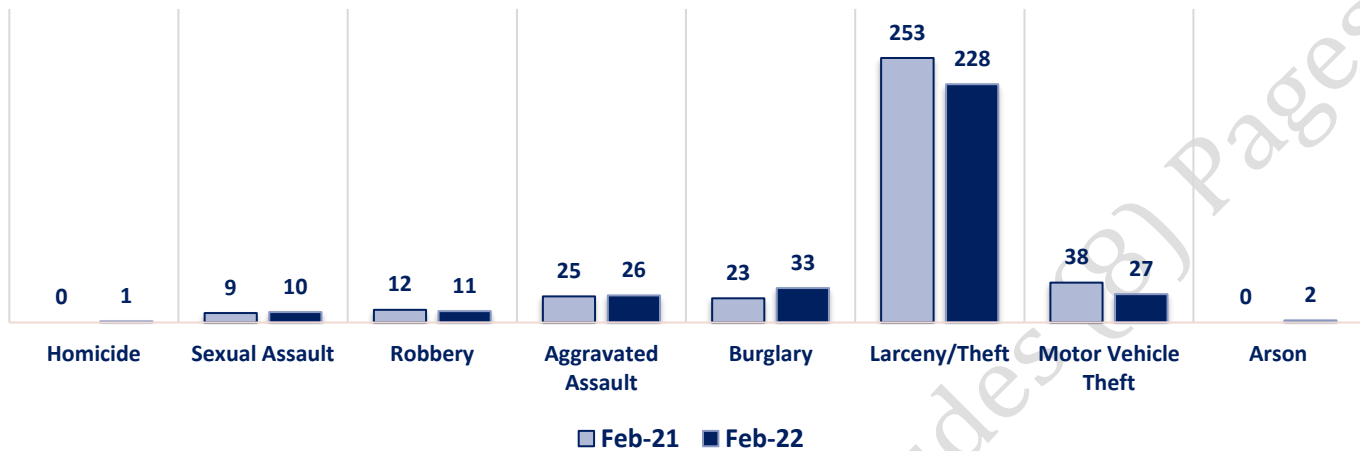
Offenses

COMPSTAT OFFENSES	VIOLENT	Offense	Feb-21	Feb-22	EXTENDED COMPSTAT OFFENSES
		Homicide	0	1	
		Sexual Assault	9	10	
		Robbery	12	11	
		Aggravated Assault	25	26	
		Burglary	23	33	
		Larceny/Theft	253	228	
		Motor Vehicle Theft	38	27	
		Arson	0	2	
NON-UCR OFFENSES	PROPERTY	COMPSTAT TOTALS	360	338	
		Ambulance Calls	55	56	
		Deaths	7	10	
		Missing Persons	14	18	
		Suicides	3	0	
		Suspicious Activity	35	41	
		Traffic Accidents	86	110	
		All Other	312	391	
		NON-UCR TOTALS	512	626	
TOTALS		COMPSTAT OFFENSES	360	338	
		EXTENDED COMPSTAT OFFENSES	690	826	
		NON-UCR OFFENSES	512	626	
		TOTAL	1562	1790	
		Other Assaults	102	118	
		Forgery/Counterfeiting	15	12	
		Fraud	44	28	
		Embezzlement	0	1	
		Stolen Property	13	4	
		Vandalism	97	71	
		Weapons	8	7	
		Prostitution	6	0	
		Sex Offenses	5	1	
		Drug Abuse	40	86	
		Gambling	0	0	
		Family Offenses	65	71	
		DUI	14	18	
		Liquor Laws	1	9	
		Drunkenness	19	28	
		Disorderly Conduct	40	26	
		All Other Offenses	221	346	
		Curfew/Loitering	0	0	
		Runaway	0	0	
		EXTENDED COMPSTAT TOTALS	690	826	

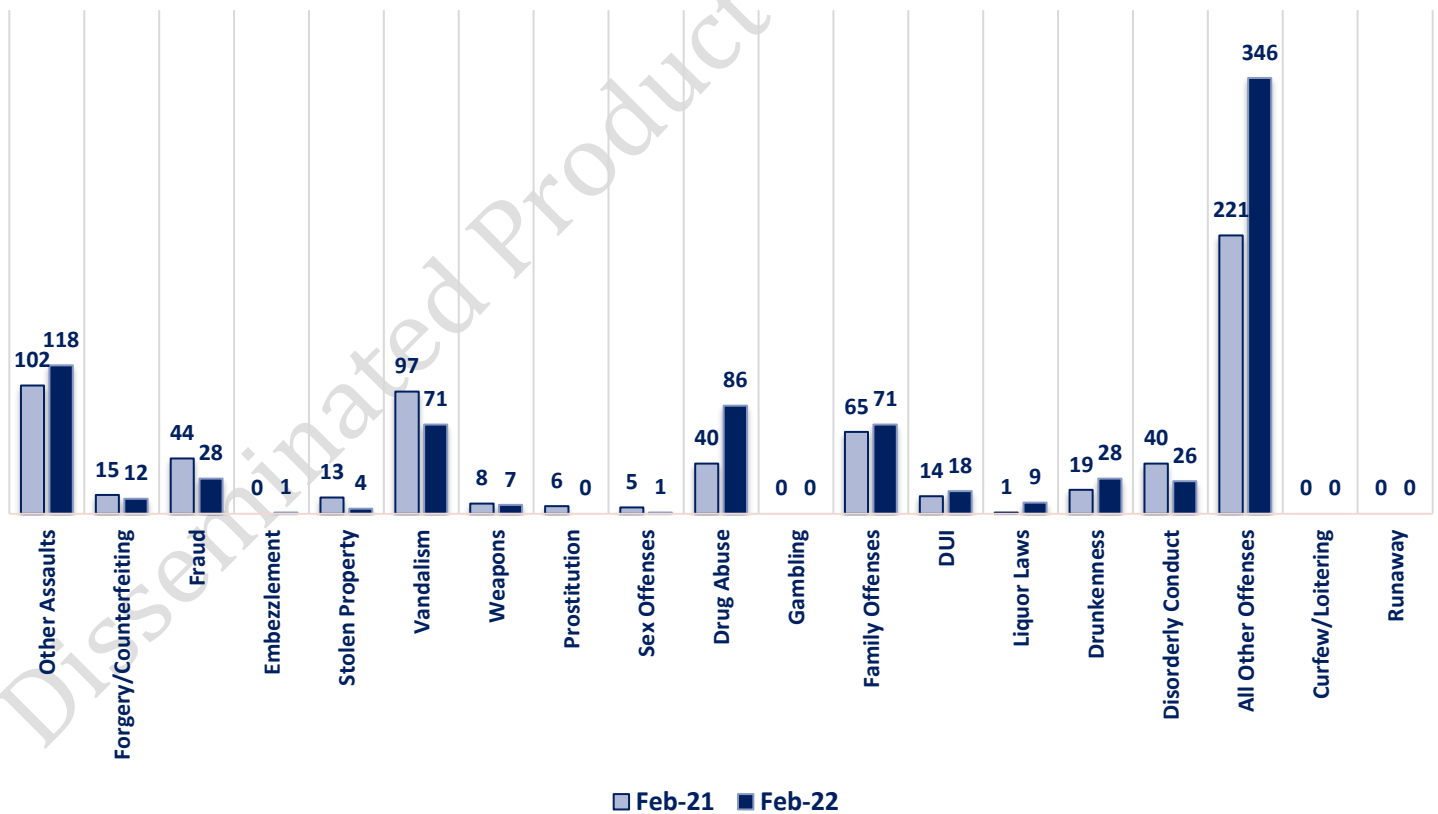
**FEBRUARY 2022 - COMPSTAT AND EXTENDED COMPSTAT
OFFENSE PERCENTAGES**



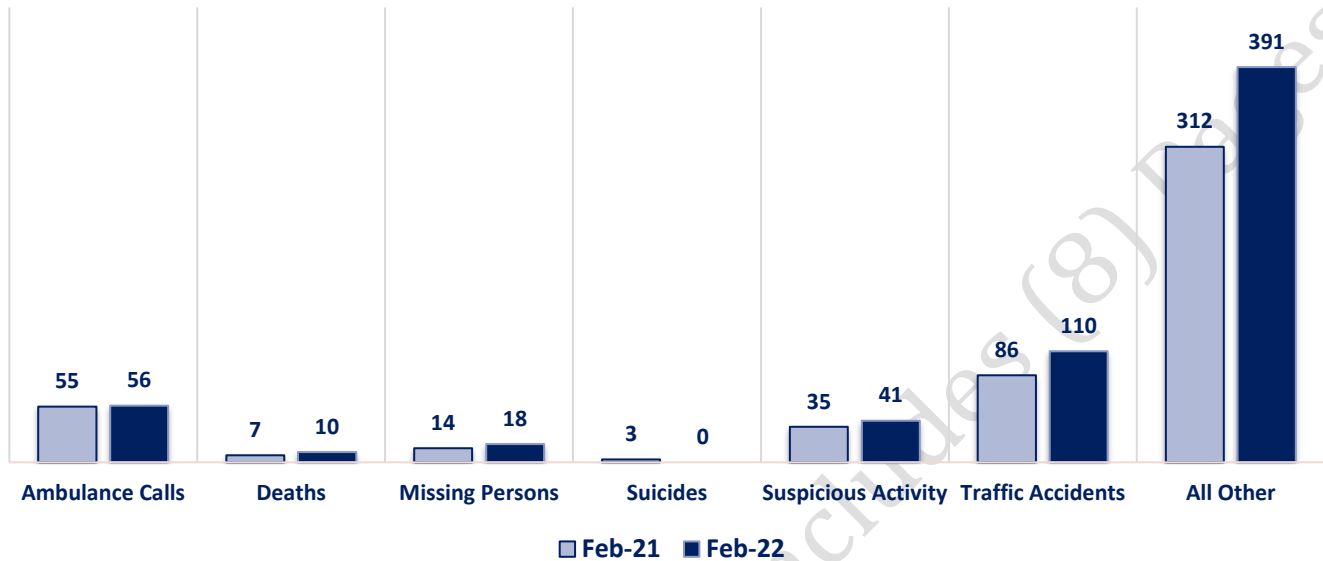
CompStat Offenses



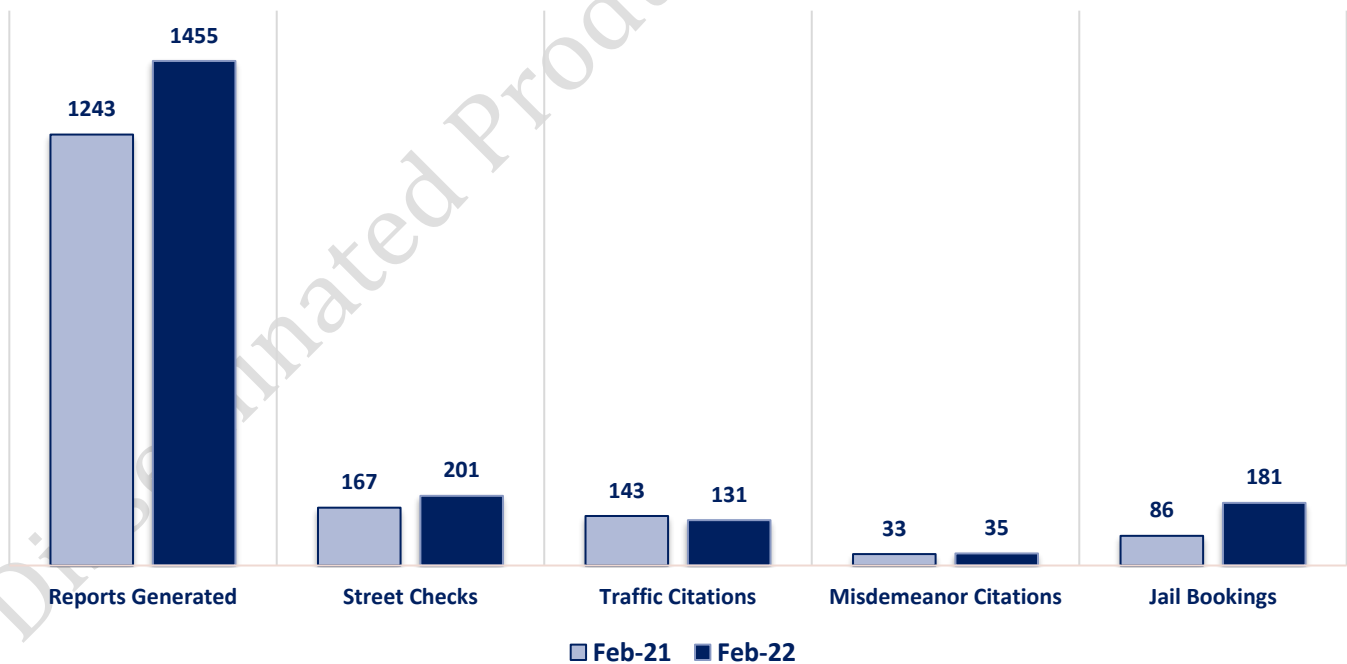
Extended CompStat Offenses



Non-UCR Offenses

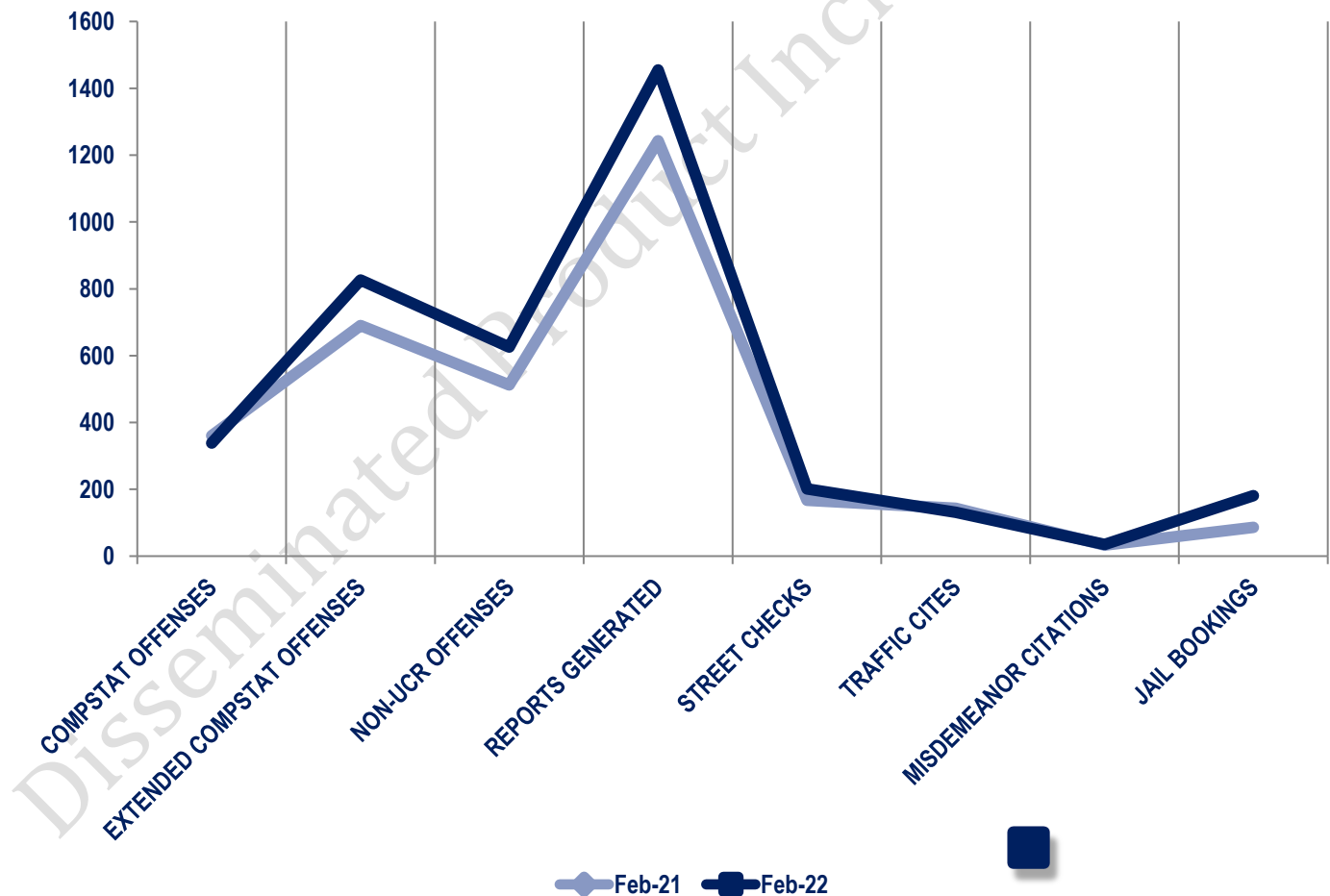


Other Event Totals



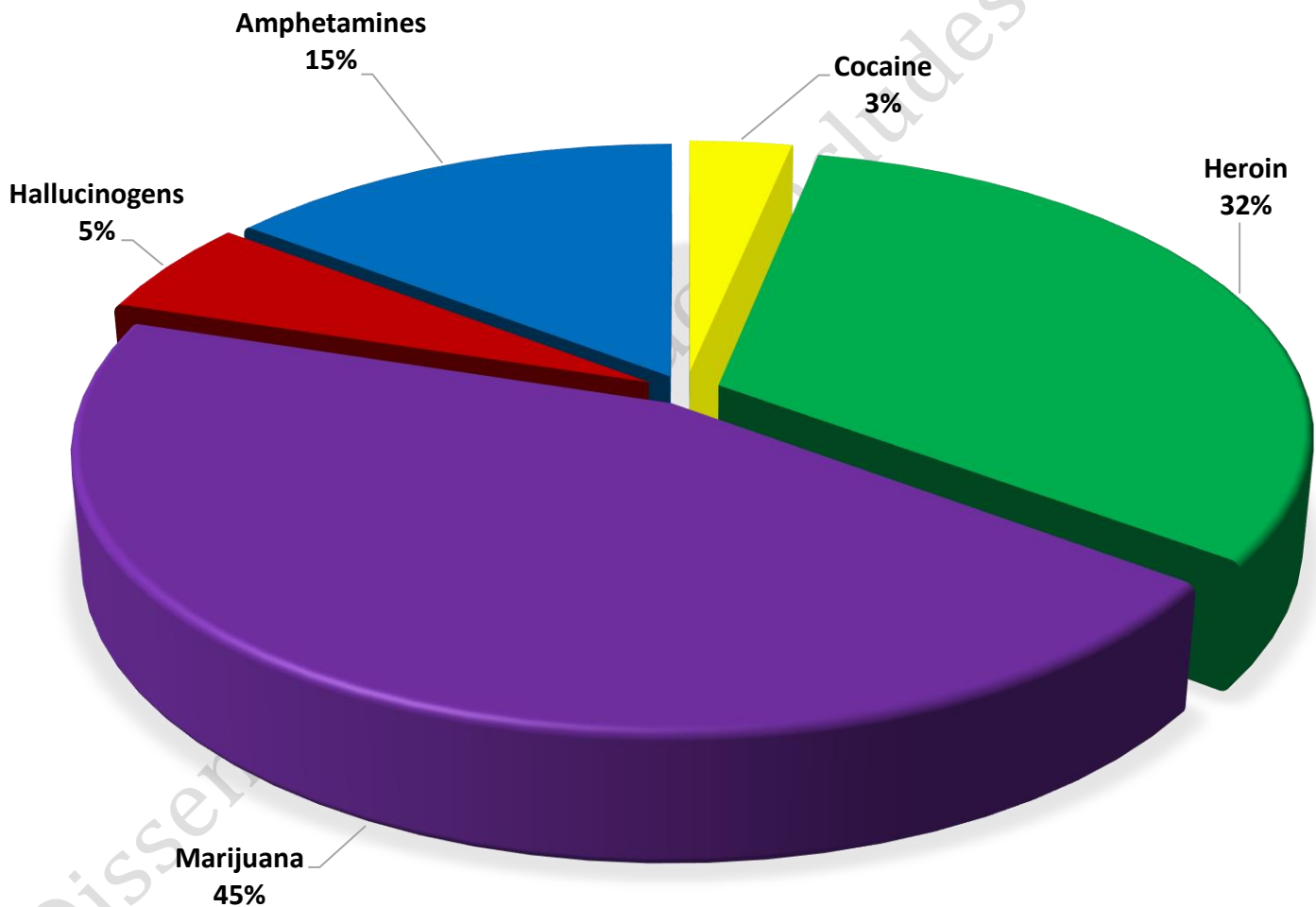
Combined Offense/Event Trends

	FEB 2021	FEB 2022
CompStat Offenses	360	338
Extended CompStat Offenses	690	826
Non-UCR Offenses	512	626
Reports Generated	1243	1455
Street Checks	167	201
Traffic Cites	143	131
Misdemeanor Citations	33	35
Jail Bookings	86	181

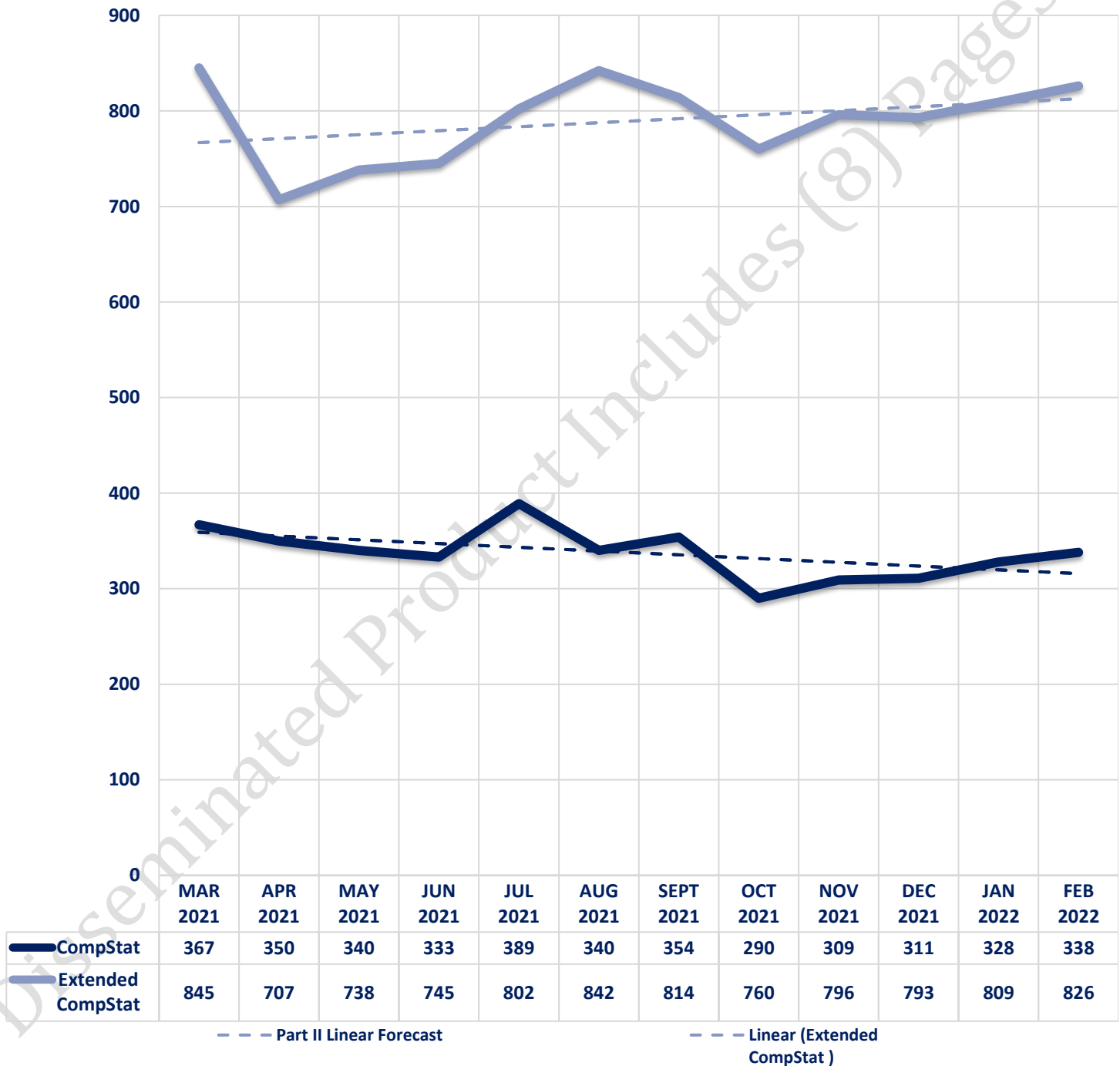


Seized Drugs

TYPE	DOSES	STREET VALUE
Cocaine	134.0	\$ 1,340.00
Heroin	1304.5	\$ 13,045.00
Marijuana	1832.3	\$ 10,994.04
Hallucinogens	225.4	\$ 450.80
Amphetamines	598.2	\$ 5,982.00
TOTAL	4094.4	\$ 31,811.84



CompStat & Extended CompStat Offenses - One Year





CITY COUNCIL DISTRICT #4

MONTHLY OFFENSE SUMMARY

March 2022

These figures represent preliminary counts of original Police Incident Reports and include all offenses within the above listed City Council District only. Full statistical analysis to determine the confidence level of this data has not been performed. The results contained herein are approximate in relation to the listed area and may not fully coincide with data shown in other areas of SLCPD's Crime Statistics page such as Calls for Service, Crimes Trending, and Crime Reports due to and reflective of departmental procedures that were in place at the time the event occurred and the date this data was compiled. Results displayed are not distinguished as attempted or completed crimes, do not include other calls for police service, and only represent police service where a report was made. Police Incident Reports are classified by primary offense categories as defined by the Uniform Crime Reporting (UCR) system, however for this report all offenses are included, and each incident may have more than one offense listed on it. In cases where there is more than one offense listed, all offenses are counted individually. Although every reasonable verification effort is made, the accuracy of any data is subject to the constraints of the report generation process as well as the manner, format, and point in time of any query.

COMPSTAT OFFENSES: (Part I)

Chosen by the FBI as Part I Offenses because they are serious crimes that occur with regularity in all areas of the country and are likely to be reported to Police.

EXTENDED COMPSTAT OFFENSES: (Part II)

All other crimes other than the eight CompStat Offenses. The Uniform Crime Reporting Program gathers only arrest data for these offenses, however, SLCPD results displayed in this document display all of these, regardless of the presence of arrest data.

ALL OTHER OFFENSES:

Under the Extended CompStat Offense section, 'All Other Offenses' include Peeping Tom, Trespass, Kidnap/Abduction, Pornography, Extortion/Blackmail, Bribery, Warrants, Sexual Offenses, Obstruction, Public Peace, and Hit & Run.

NON-UCR OFFENSES:

Non-UCR Offenses include reports for all other offenses not classified as a CompStat or Extended CompStat Offense. Results displayed separate some of these offenses such as Ambulance Calls, Deaths, Missing Persons, Suicides, Suspicious Activity, and Traffic Accidents.

ALL OTHER NON-UCR:

Under the Non-UCR category, 'All Other' include the remainder of offenses not classified as CompStat or CompStat Extended and not separated from the Non-UCR Offenses. These include things such as Loud Parties, Barking Dogs, Mentally Ill Subjects, Citizen Assistance, etc.

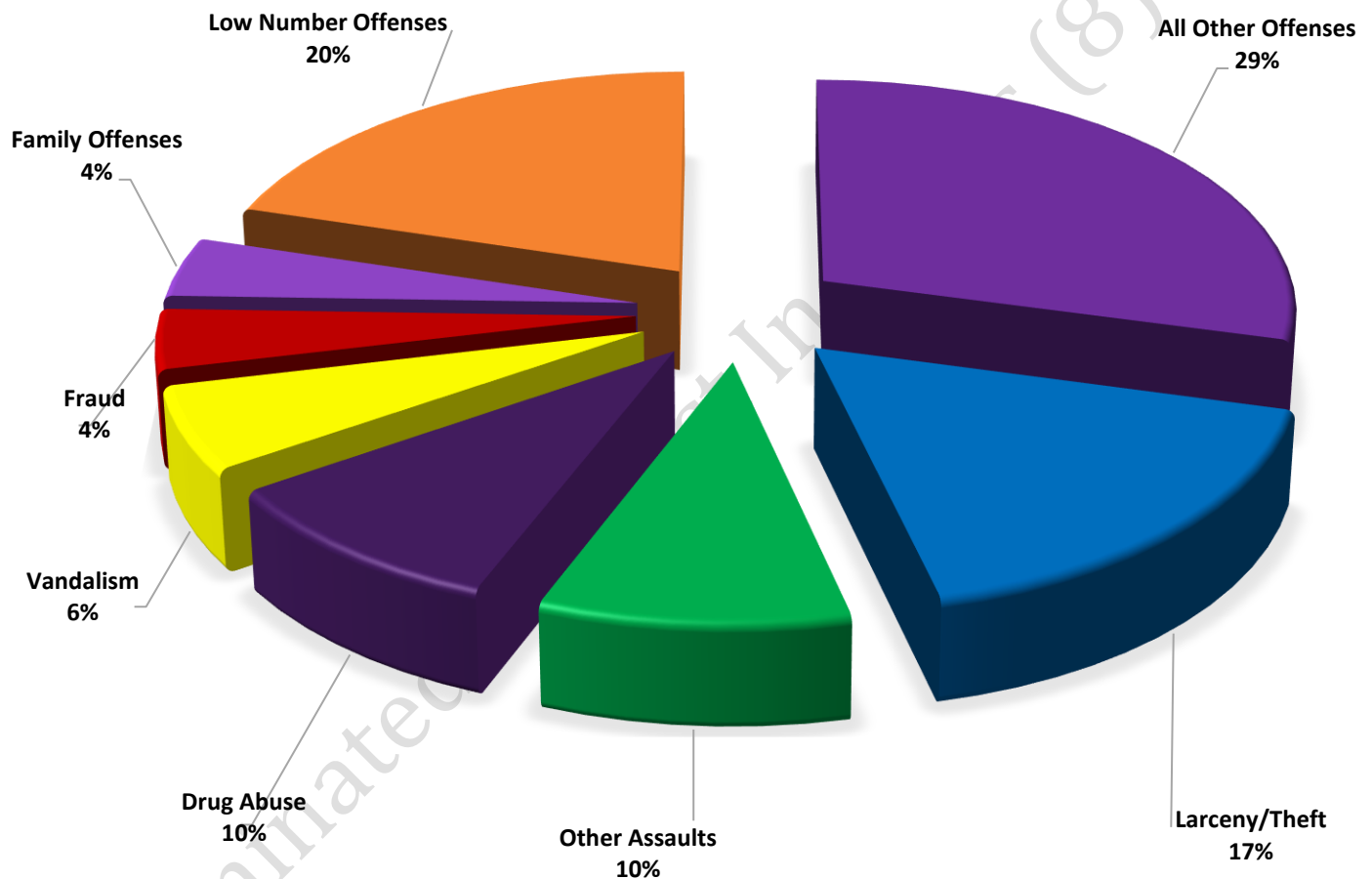
LOW NUMBER OFFENSES:

On page two, in the interest of space and allowing for easier viewing, the category titled 'Low Number Offenses' include CompStat and Extended CompStat Offenses from page one that have totals under the amount of 44.

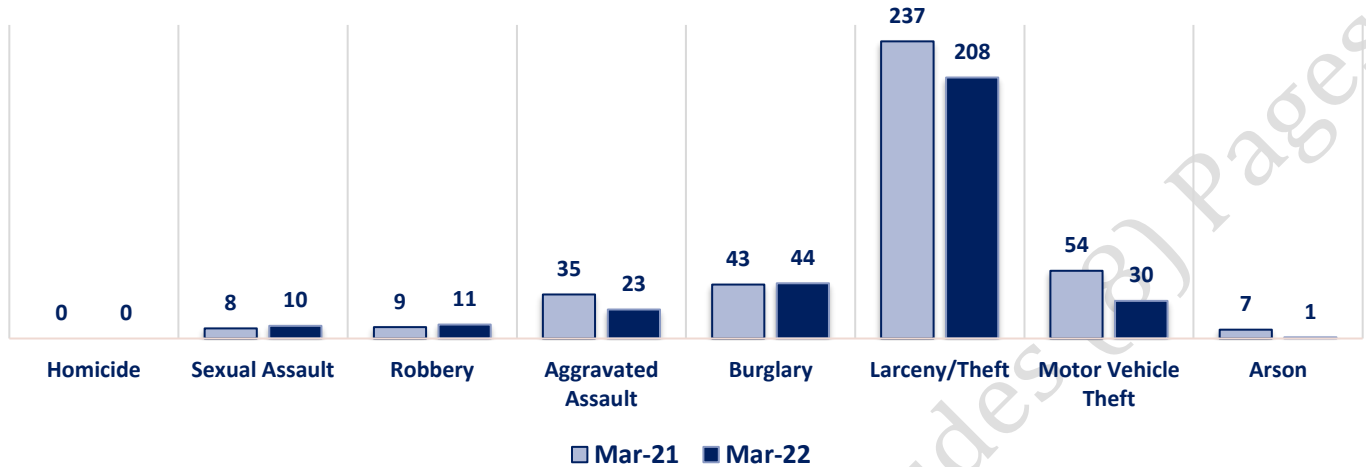
Offenses

COMPSTAT OFFENSES	VIOLENT	Offense	Mar-21	Mar-22	OFFENSE	Mar-21	Mar-22
		Homicide	0	0	Other Assaults	155	115
		Sexual Assault	8	10	Forgery/Counterfeiting	8	8
		Robbery	9	11	Fraud	43	51
		Aggravated Assault	35	23	Embezzlement	1	1
		Burglary	43	44	Stolen Property	14	8
		Larceny/Theft	237	208	Vandalism	116	71
		Motor Vehicle Theft	54	30	Weapons	18	14
		Arson	7	1	Prostitution	0	0
		COMPSTAT TOTALS	393	327	Sex Offenses	8	7
NON-UCR OFFENSES	Ambulance Calls	69	65	Drug Abuse	91	115	
	Deaths	8	11	Gambling	0	0	
	Missing Persons	21	14	Family Offenses	70	51	
	Suicides	1	0	DUI	19	23	
	Suspicious Activity	38	50	Liquor Laws	6	6	
	Traffic Accidents	71	122	Drunkenness	26	27	
	All Other	370	421	Disorderly Conduct	33	32	
	NON-UCR TOTALS	578	683	All Other Offenses	266	353	
TOTALS	COMPSTAT OFFENSES	393	327	Curfew/Loitering	0	0	
	EXTENDED COMPSTAT OFFENSES	874	882	Runaway	0	0	
	NON-UCR OFFENSES	578	683	EXTENDED COMPSTAT TOTALS	874	882	
	TOTAL	1845	1892				

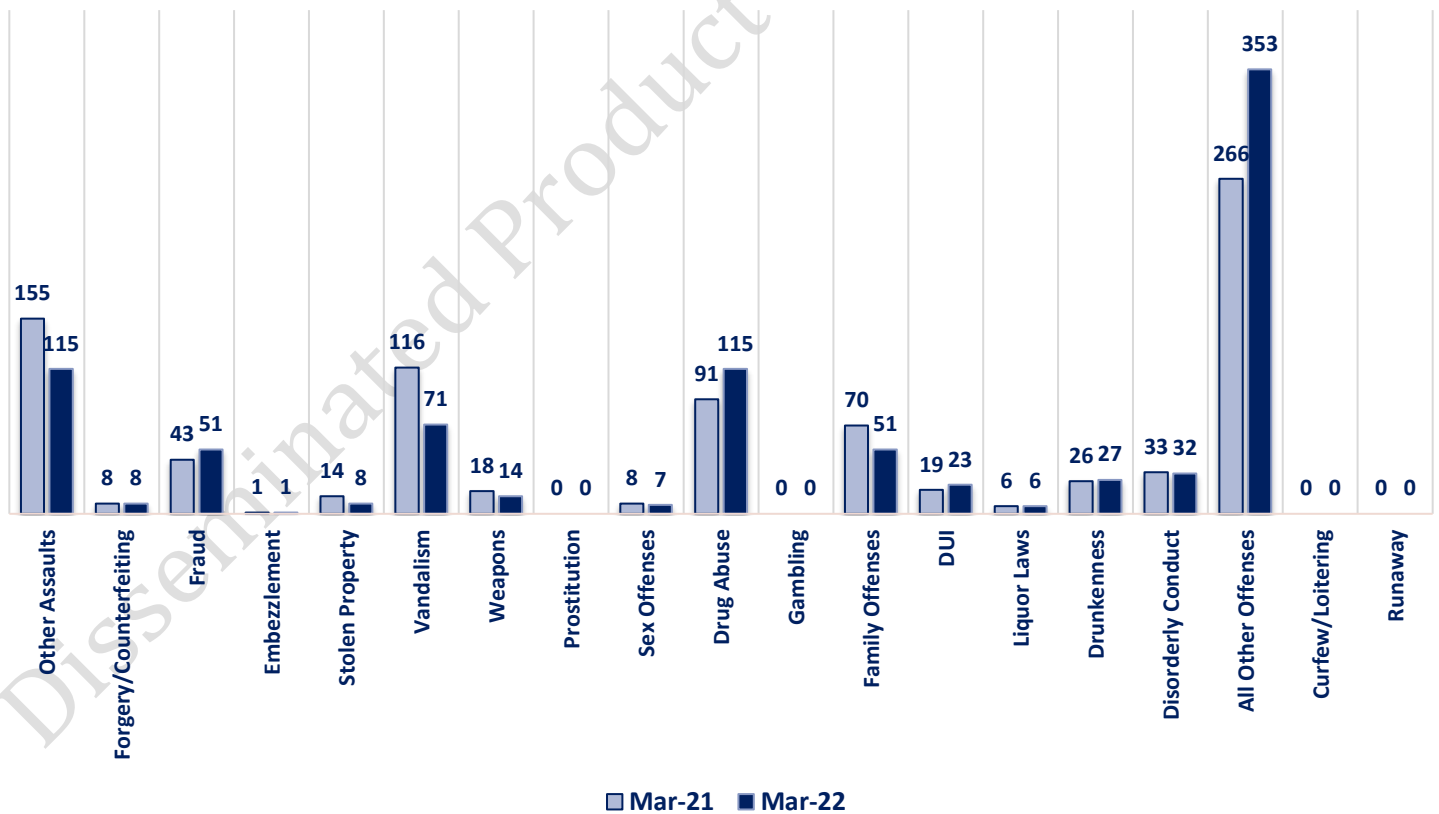
**MARCH 2022 - COMPSTAT AND EXTENDED COMPSTAT
OFFENSE PERCENTAGES**



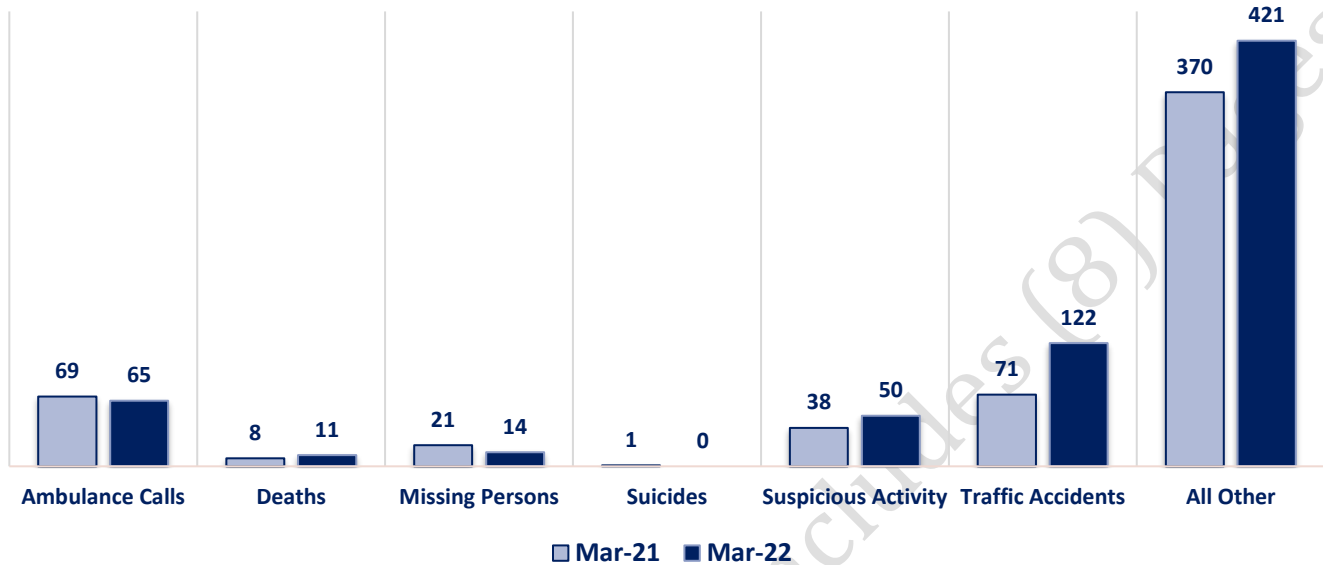
CompStat Offenses



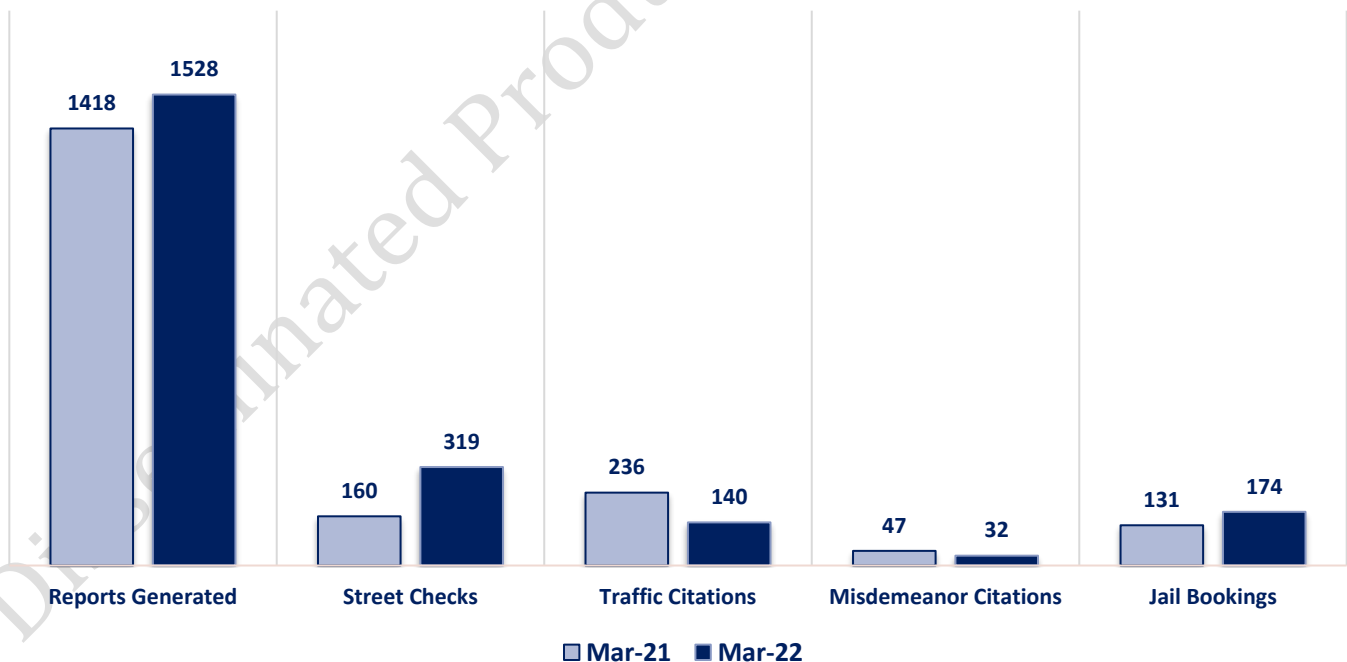
Extended CompStat Offenses



Non-UCR Offenses

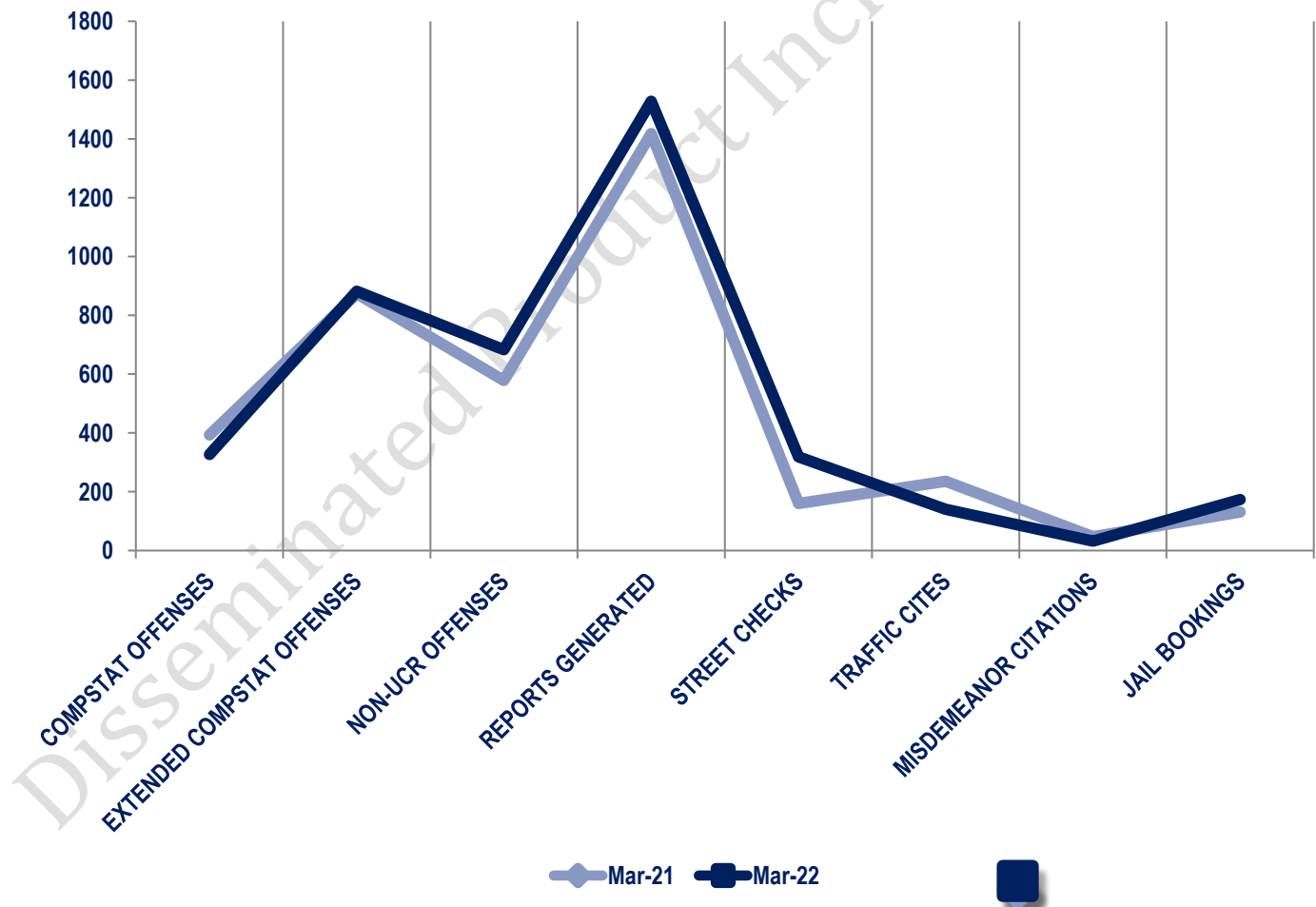


Other Event Totals



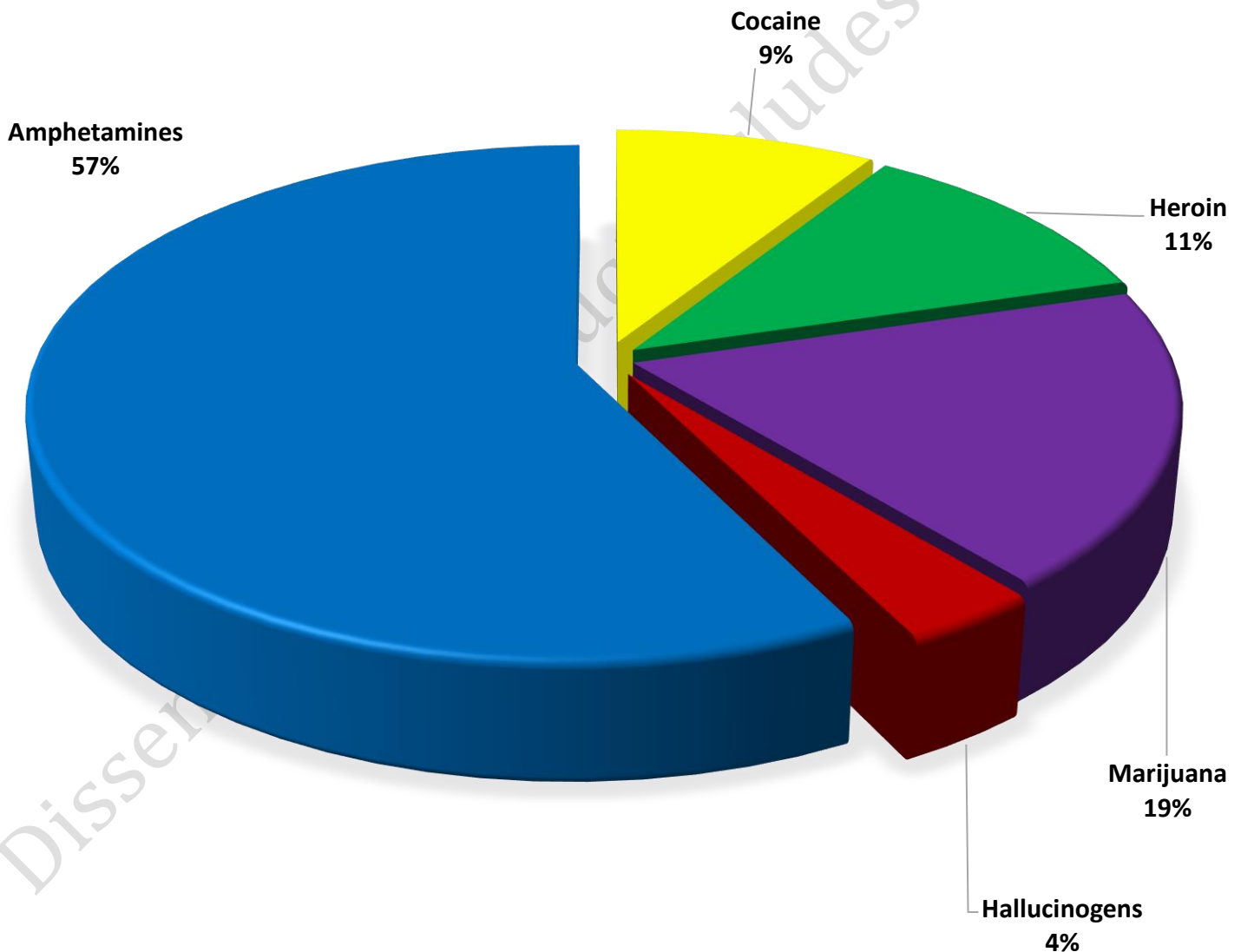
Combined Offense/Event Trends

	MAR 2021	MAR 2022
CompStat Offenses	393	327
Extended CompStat Offenses	874	882
Non-UCR Offenses	578	683
Reports Generated	1418	1528
Street Checks	160	319
Traffic Cites	236	140
Misdemeanor Citations	47	32
Jail Bookings	131	174

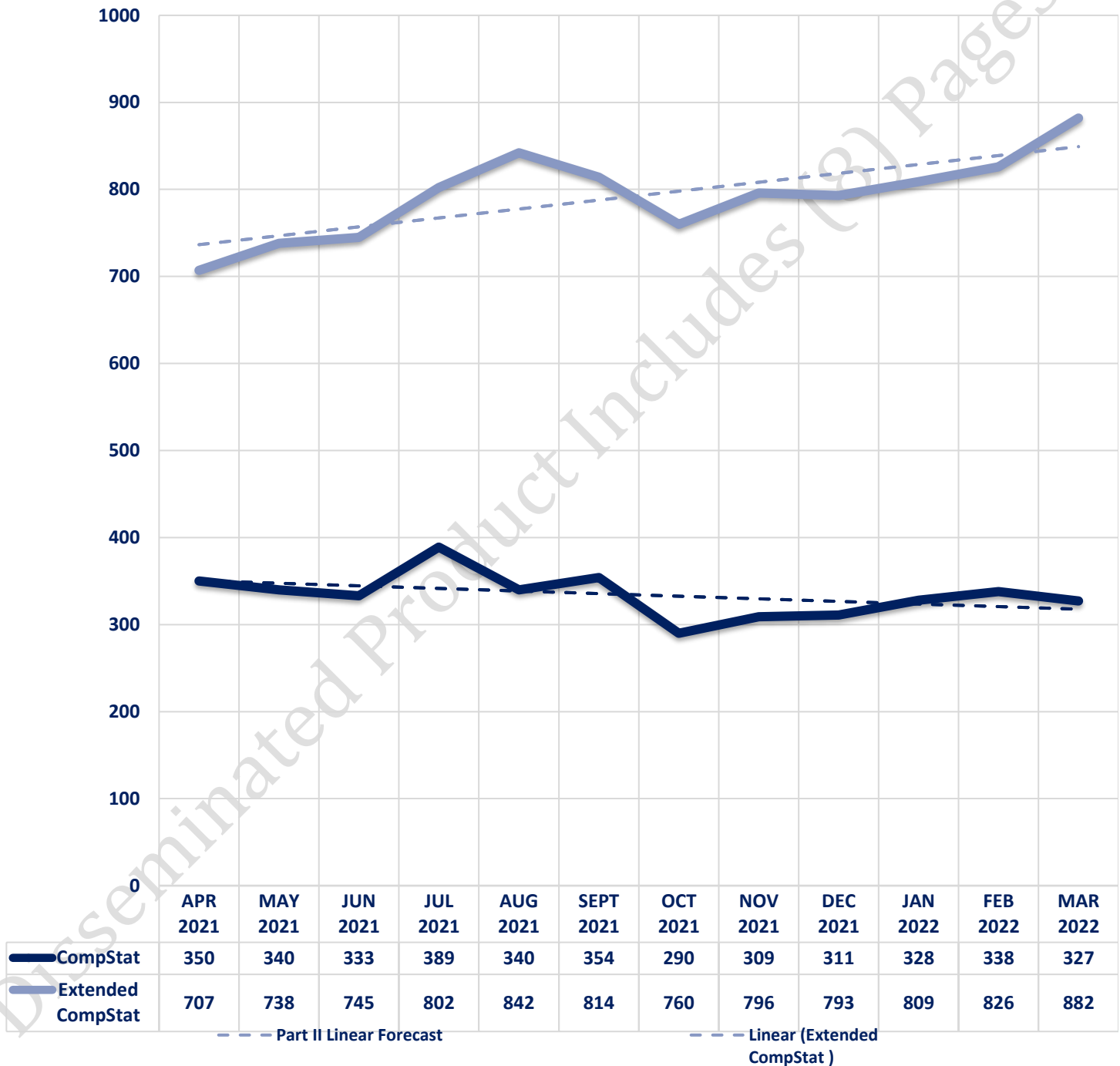


Seized Drugs

TYPE	DOSES	STREET VALUE
Cocaine	354.0	\$ 3,540.00
Heroin	444.0	\$ 4,440.00
Marijuana	729.8	\$ 4,378.91
Hallucinogens	138.6	\$ 277.29
Amphetamines	2251.3	\$ 22,513.40
TOTAL	3917.8	\$ 35,149.60



CompStat & Extended CompStat Offenses - One Year





CITY COUNCIL DISTRICT #4

MONTHLY OFFENSE SUMMARY

April 2022

These figures represent preliminary counts of original Police Incident Reports and include all offenses within the above listed City Council District only. Full statistical analysis to determine the confidence level of this data has not been performed. The results contained herein are approximate in relation to the listed area and may not fully coincide with data shown in other areas of SLCPD's Crime Statistics page such as Calls for Service, Crimes Trending, and Crime Reports due to and reflective of departmental procedures that were in place at the time the event occurred and the date this data was compiled. Results displayed are not distinguished as attempted or completed crimes, do not include other calls for police service, and only represent police service where a report was made. Police Incident Reports are classified by primary offense categories as defined by the Uniform Crime Reporting (UCR) system, however for this report all offenses are included, and each incident may have more than one offense listed on it. In cases where there is more than one offense listed, all offenses are counted individually. Although every reasonable verification effort is made, the accuracy of any data is subject to the constraints of the report generation process as well as the manner, format, and point in time of any query.

COMPSTAT OFFENSES: (Part I)

Chosen by the FBI as Part I Offenses because they are serious crimes that occur with regularity in all areas of the country and are likely to be reported to Police.

EXTENDED COMPSTAT OFFENSES: (Part II)

All other crimes other than the eight CompStat Offenses. The Uniform Crime Reporting Program gathers only arrest data for these offenses, however, SLCPD results displayed in this document display all of these, regardless of the presence of arrest data.

ALL OTHER OFFENSES:

Under the Extended CompStat Offense section, 'All Other Offenses' include Peeping Tom, Trespass, Kidnap/Abduction, Pornography, Extortion/Blackmail, Bribery, Warrants, Sexual Offenses, Obstruction, Public Peace, and Hit & Run.

NON-UCR OFFENSES:

Non-UCR Offenses include reports for all other offenses not classified as a CompStat or Extended CompStat Offense. Results displayed separate some of these offenses such as Ambulance Calls, Deaths, Missing Persons, Suicides, Suspicious Activity, and Traffic Accidents.

ALL OTHER NON-UCR:

Under the Non-UCR category, 'All Other' include the remainder of offenses not classified as CompStat or CompStat Extended and not separated from the Non-UCR Offenses. These include things such as Loud Parties, Barking Dogs, Mentally Ill Subjects, Citizen Assistance, etc.

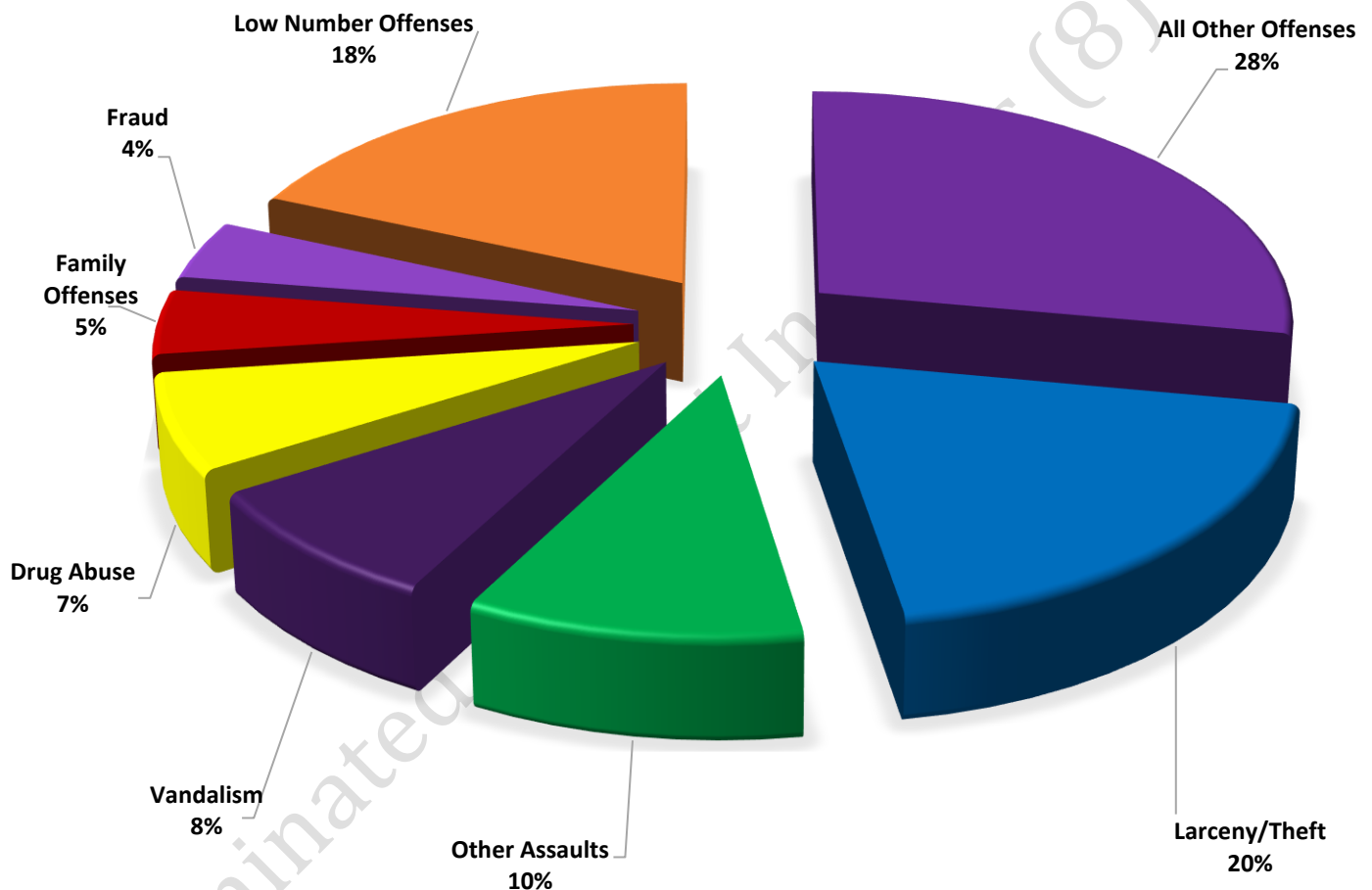
LOW NUMBER OFFENSES:

On page two, in the interest of space and allowing for easier viewing, the category titled 'Low Number Offenses' include CompStat and Extended CompStat Offenses from page one that have totals under the amount of 25.

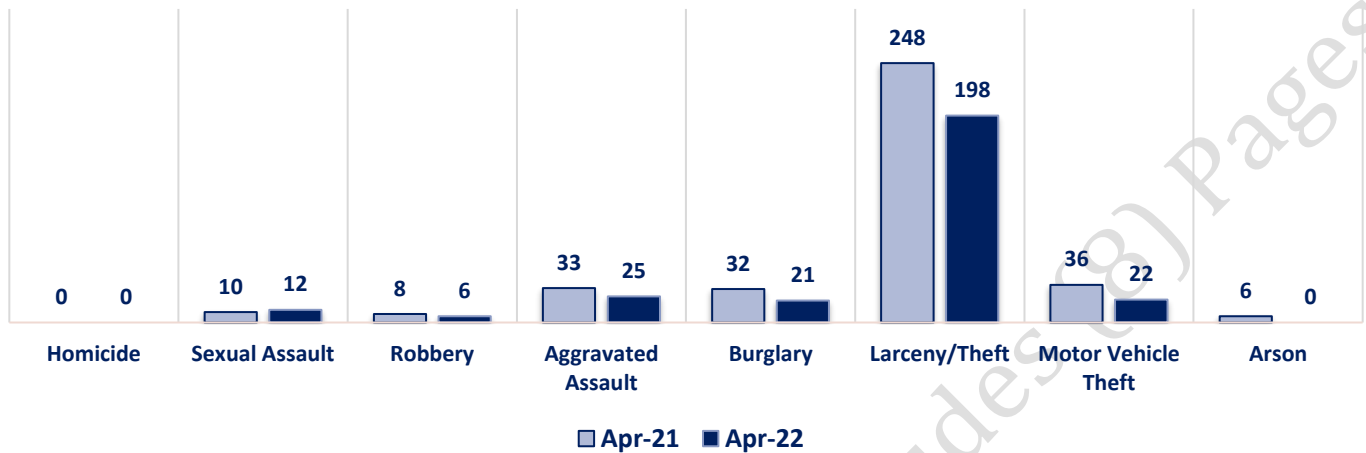
Offenses

COMPSTAT OFFENSES	VIOLENT	Offense	Apr-21	Apr-22	EXTENDED COMPSTAT OFFENSES
		Homicide	0	0	
		Sexual Assault	10	12	
		Robbery	8	6	
		Aggravated Assault	33	25	
		Burglary	32	21	
		Larceny/Theft	248	198	
		Motor Vehicle Theft	36	22	
		Arson	6	0	
NON-UCR OFFENSES	PROPERTY	COMPSTAT TOTALS	373	284	
		Ambulance Calls	70	73	EXTENDED COMPSTAT OFFENSES
		Deaths	5	4	
		Missing Persons	15	12	
		Suicides	0	0	
		Suspicious Activity	35	42	
		Traffic Accidents	71	95	
		All Other	310	347	
		NON-UCR TOTALS	506	573	
TOTALS		COMPSTAT OFFENSES	373	284	EXTENDED COMPSTAT OFFENSES
		EXTENDED COMPSTAT OFFENSES	737	727	
		NON-UCR OFFENSES	506	573	
		TOTAL	1616	1584	

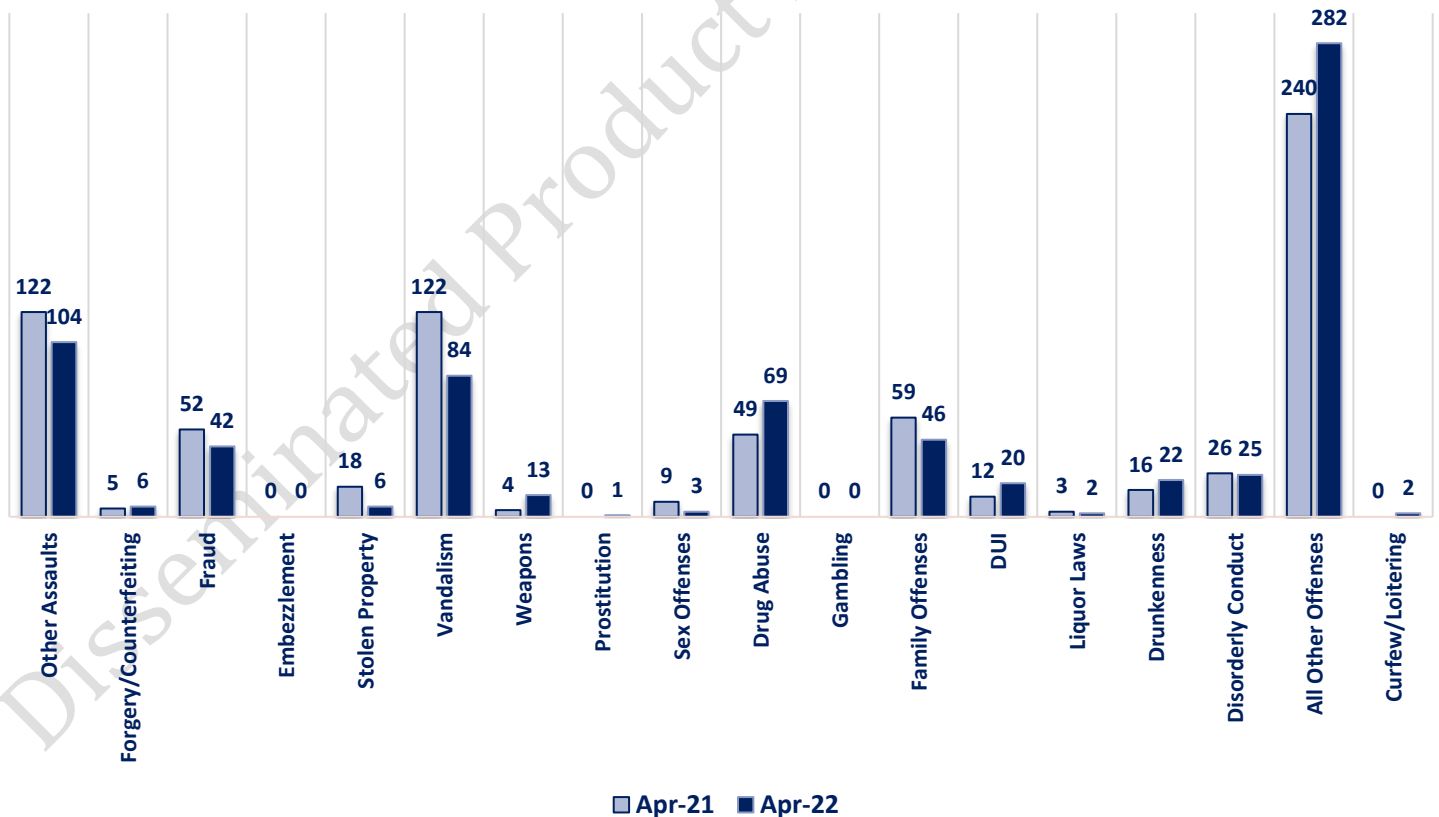
APRIL 2022 - COMPSTAT AND EXTENDED COMPSTAT OFFENSE PERCENTAGES



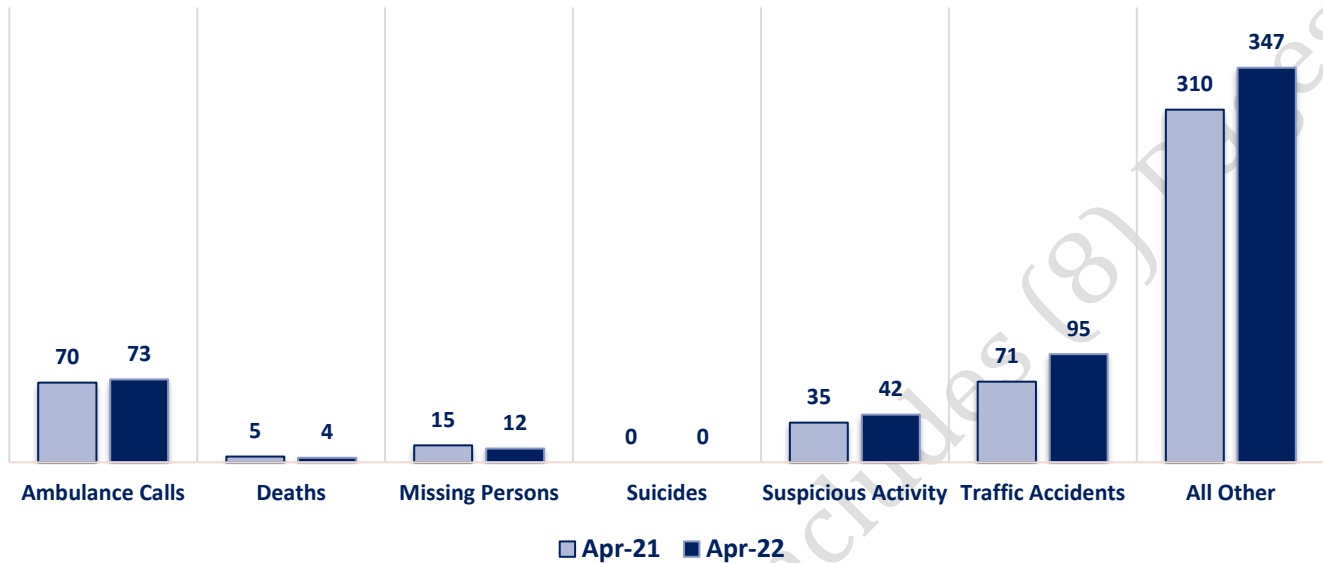
CompStat Offenses



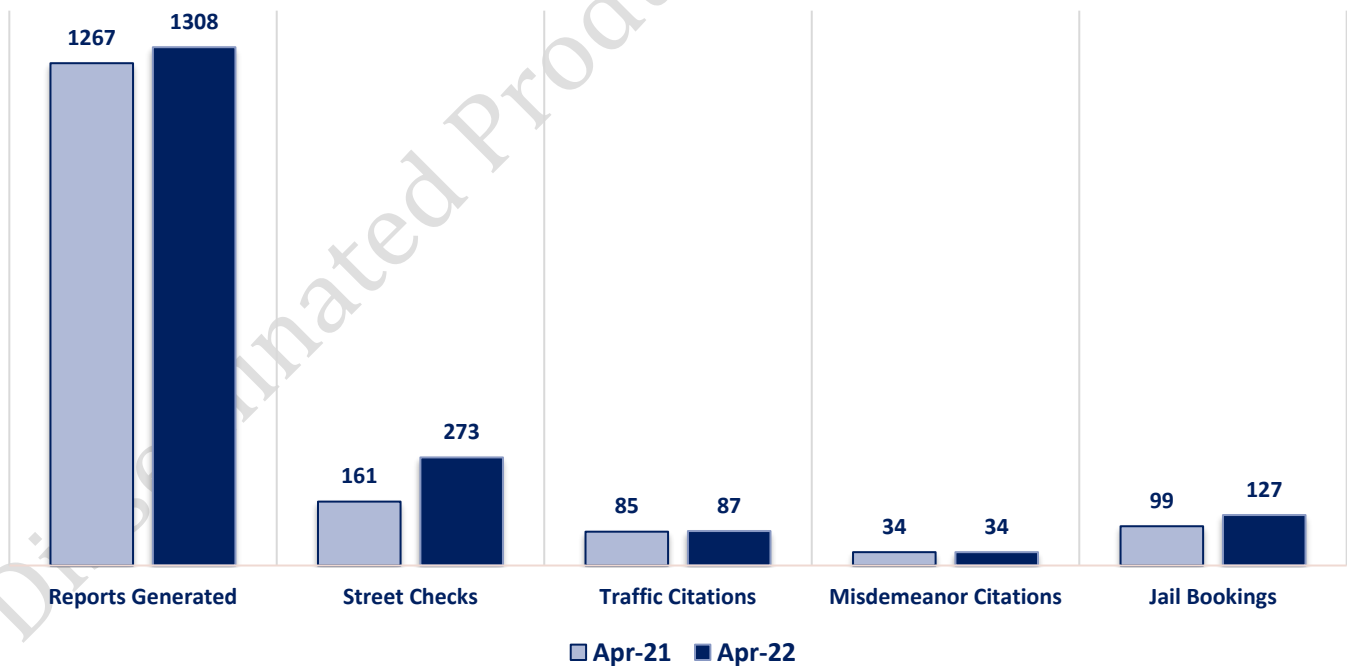
Extended CompStat Offenses



Non-UCR Offenses

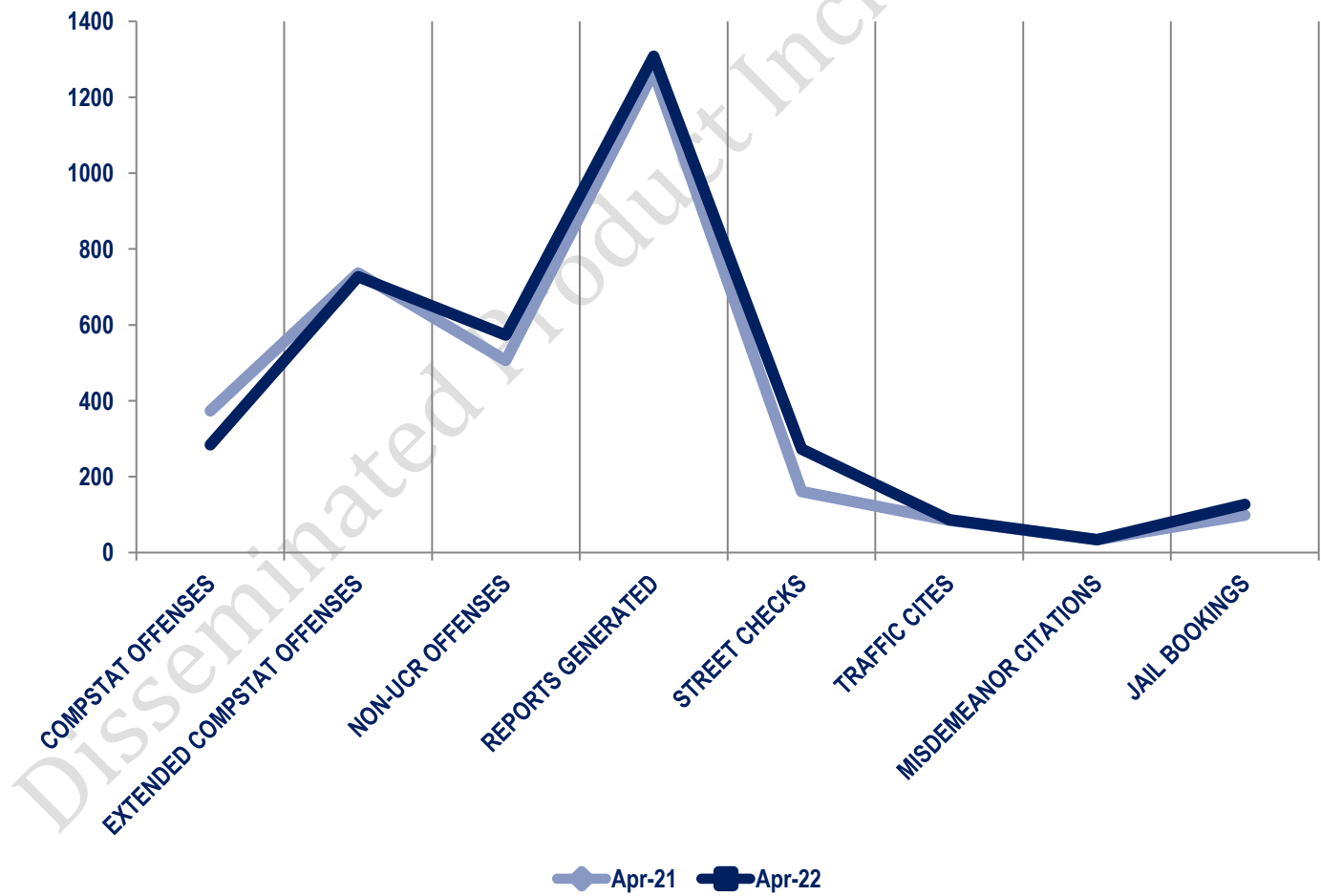


Other Event Totals



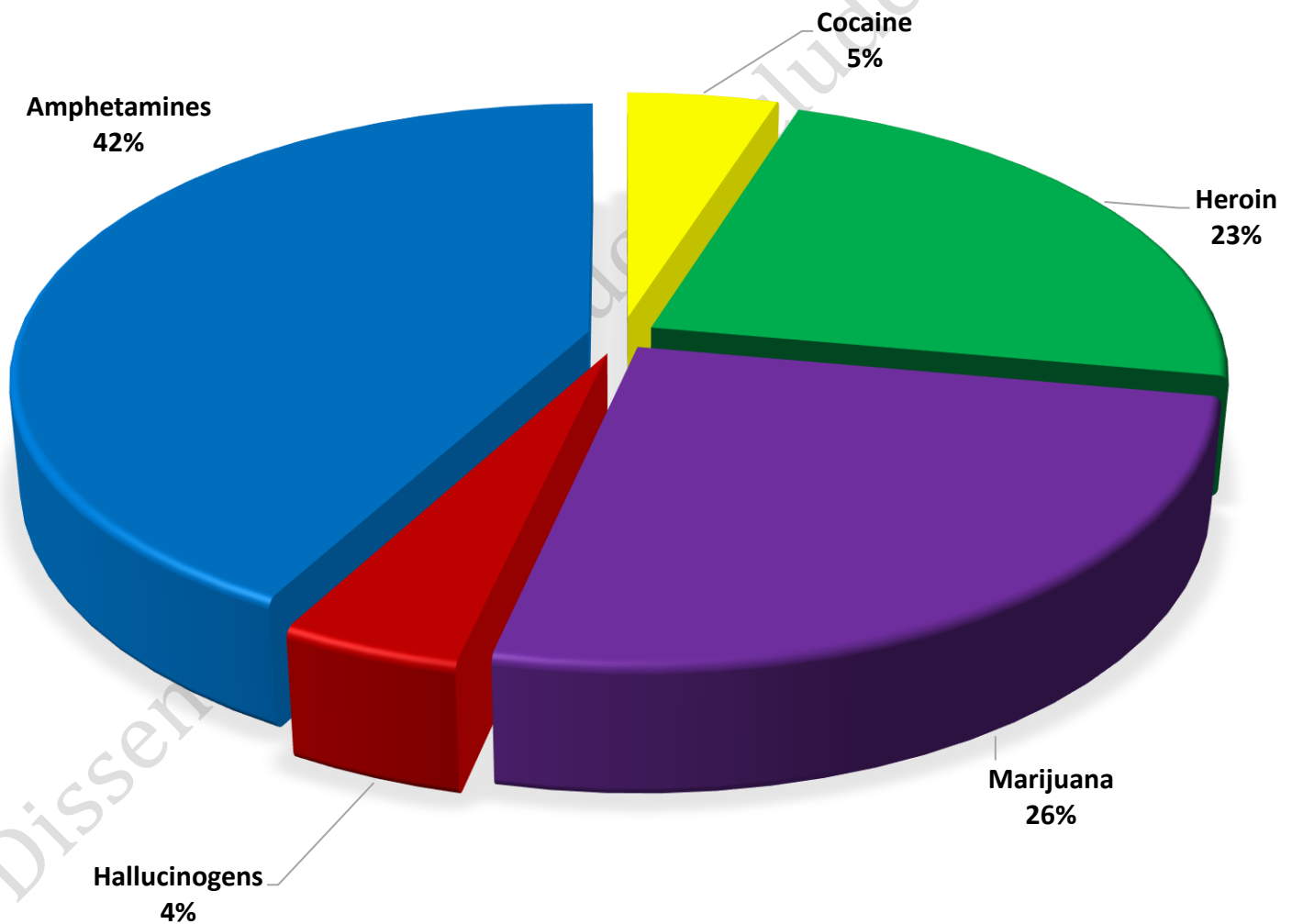
Combined Offense/Event Trends

	APR 2021	APR 2022
CompStat Offenses	373	284
Extended CompStat Offenses	737	727
Non-UCR Offenses	506	573
Reports Generated	1267	1308
Street Checks	161	273
Traffic Cites	85	87
Misdemeanor Citations	34	34
Jail Bookings	99	127

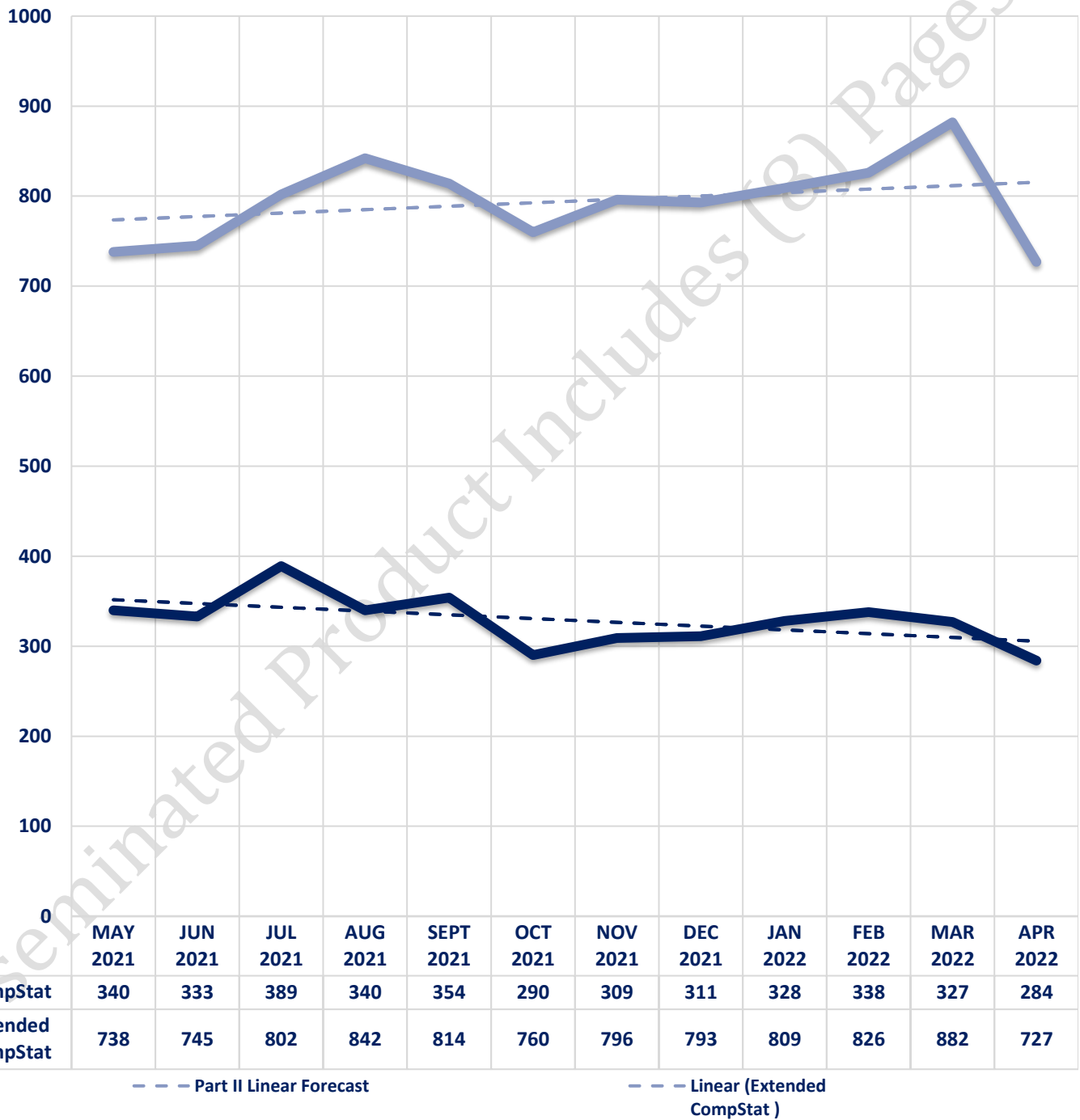


Seized Drugs

TYPE	DOSES	STREET VALUE
Cocaine	117.0	\$ 819.00
Heroin	543.4	\$ 4,048.46
Marijuana	608.1	\$ 2,018.99
Hallucinogens	104.1	\$ 208.12
Amphetamines	997.0	\$ 6,979.00
TOTAL	2369.6	\$ 14,073.56



CompStat & Extended CompStat Offenses - One Year





CITY COUNCIL DISTRICT #4

MONTHLY OFFENSE SUMMARY

May 2022

These figures represent preliminary counts of original Police Incident Reports and include all offenses within the above listed City Council District only. Full statistical analysis to determine the confidence level of this data has not been performed. The results contained herein are approximate in relation to the listed area and may not fully coincide with data shown in other areas of SLCPD's Crime Statistics page such as Calls for Service, Crimes Trending, and Crime Reports due to and reflective of departmental procedures that were in place at the time the event occurred and the date this data was compiled. Results displayed are not distinguished as attempted or completed crimes, do not include other calls for police service, and only represent police service where a report was made. Police Incident Reports are classified by primary offense categories as defined by the Uniform Crime Reporting (UCR) system, however for this report all offenses are included, and each incident may have more than one offense listed on it. In cases where there is more than one offense listed, all offenses are counted individually. Although every reasonable verification effort is made, the accuracy of any data is subject to the constraints of the report generation process as well as the manner, format, and point in time of any query.

COMPSTAT OFFENSES: (Part I)

Chosen by the FBI as Part I Offenses because they are serious crimes that occur with regularity in all areas of the country and are likely to be reported to Police.

EXTENDED COMPSTAT OFFENSES: (Part II)

All other crimes other than the eight CompStat Offenses. The Uniform Crime Reporting Program gathers only arrest data for these offenses, however, SLCPD results displayed in this document display all of these, regardless of the presence of arrest data.

ALL OTHER OFFENSES:

Under the Extended CompStat Offense section, 'All Other Offenses' include Peeping Tom, Trespass, Kidnap/Abduction, Pornography, Extortion/Blackmail, Bribery, Warrants, Sexual Offenses, Obstruction, Public Peace, and Hit & Run.

NON-UCR OFFENSES:

Non-UCR Offenses include reports for all other offenses not classified as a CompStat or Extended CompStat Offense. Results displayed separate some of these offenses such as Ambulance Calls, Deaths, Missing Persons, Suicides, Suspicious Activity, and Traffic Accidents.

ALL OTHER NON-UCR:

Under the Non-UCR category, 'All Other' include the remainder of offenses not classified as CompStat or CompStat Extended and not separated from the Non-UCR Offenses. These include things such as Loud Parties, Barking Dogs, Mentally Ill Subjects, Citizen Assistance, etc.

LOW NUMBER OFFENSES:

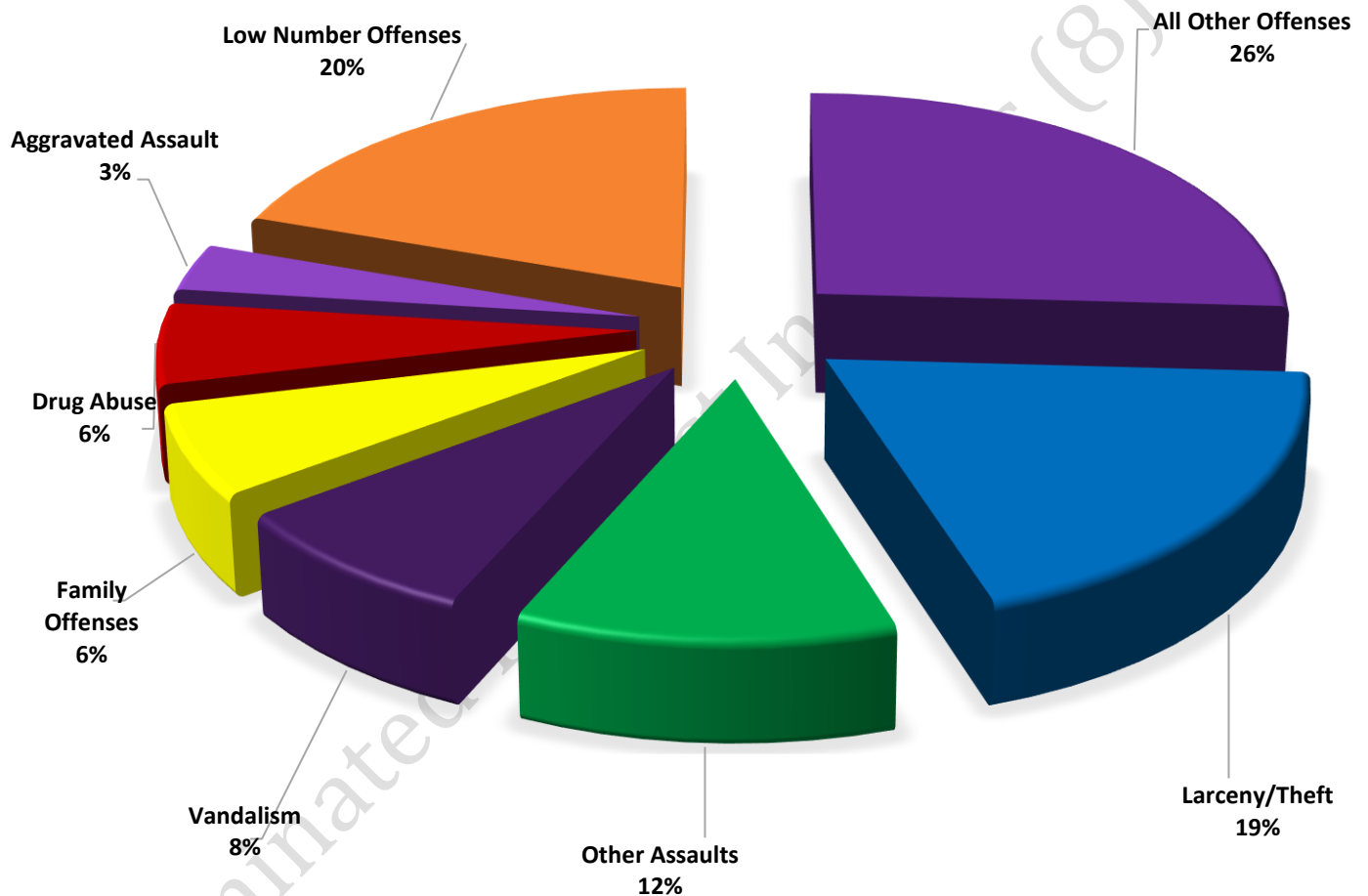
On page two, in the interest of space and allowing for easier viewing, the category titled 'Low Number Offenses' include CompStat and Extended CompStat Offenses from page one that have totals under the amount of 34.

Offenses

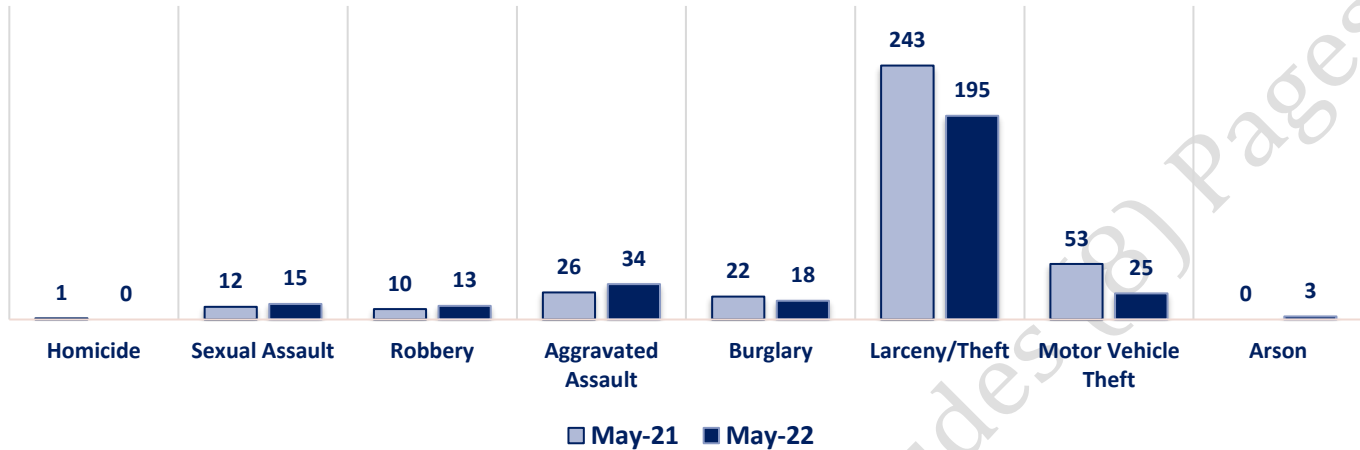
COMPSTAT OFFENSES	VIOLENT	Offense	May-21	May-22	EXTENDED COMPSTAT OFFENSES
		Homicide	1	0	
		Sexual Assault	12	15	
		Robbery	10	13	
		Aggravated Assault	26	34	
		Burglary	22	18	
		Larceny/Theft	243	195	
		Motor Vehicle Theft	53	25	
		Arson	0	3	
NON-UCR OFFENSES	PROPERTY	COMPSTAT TOTALS	367	303	
		Ambulance Calls	61	73	
		Deaths	12	9	
		Missing Persons	18	19	
		Suicides	4	3	
		Suspicious Activity	50	29	
		Traffic Accidents	87	102	
		All Other	360	375	
		NON-UCR TOTALS	592	610	
TOTALS		COMPSTAT OFFENSES	367	303	
		EXTENDED COMPSTAT OFFENSES	781	713	
		NON-UCR OFFENSES	592	610	
		TOTAL	1740	1626	

OFFENSE	May-21	May-22
Other Assaults	130	118
Forgery/Counterfeiting	10	4
Fraud	40	34
Embezzlement	0	0
Stolen Property	8	7
Vandalism	125	83
Weapons	6	14
Prostitution	0	1
Sex Offenses	10	5
Drug Abuse	66	58
Gambling	0	0
Family Offenses	59	65
DUI	12	16
Liquor Laws	2	2
Drunkenness	21	16
Disorderly Conduct	24	24
All Other Offenses	268	263
Curfew/Loitering	0	3
EXTENDED COMPSTAT TOTALS	781	713

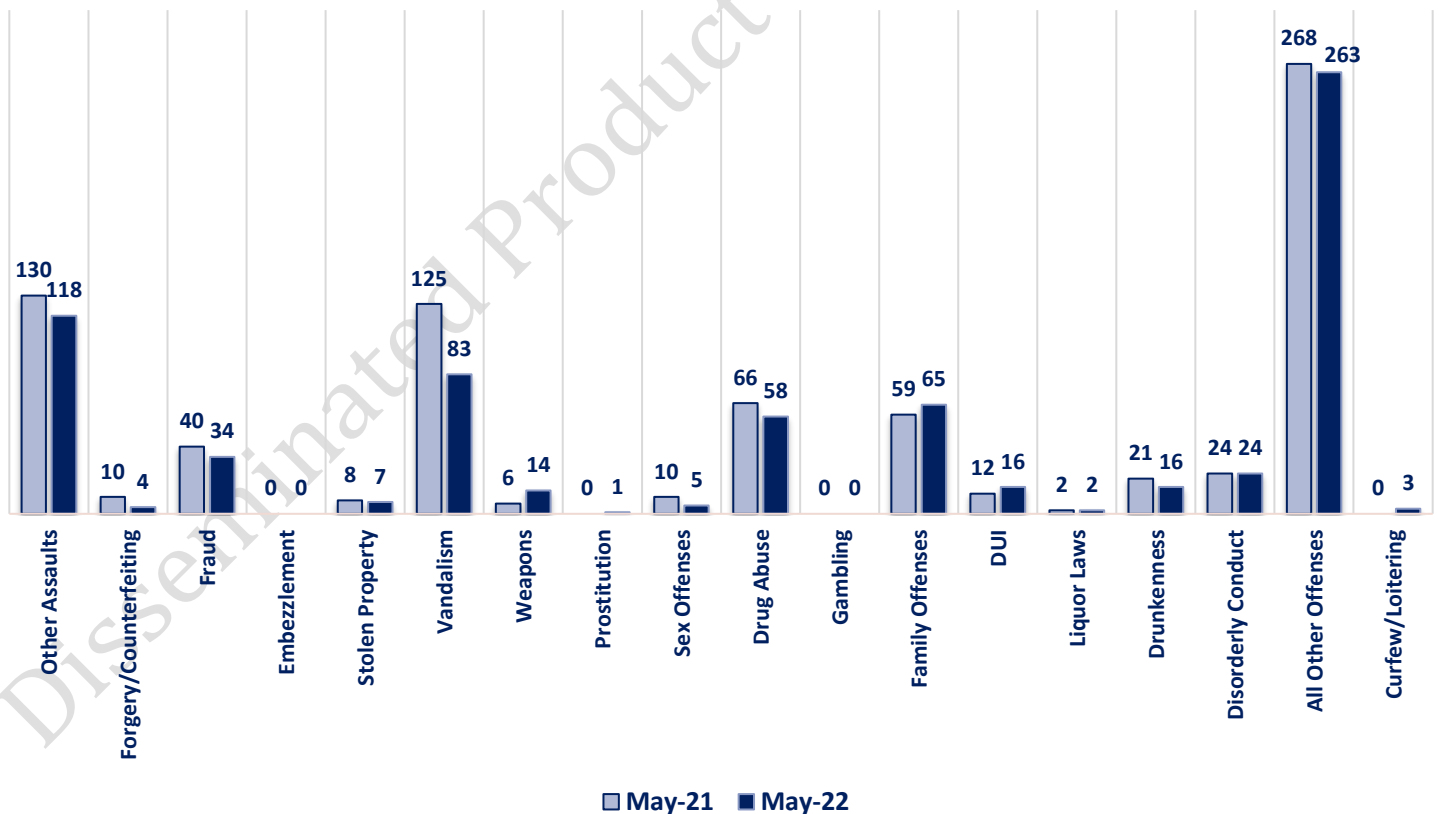
**MAY 2022 - COMPSTAT AND EXTENDED COMPSTAT OFFENSE
PERCENTAGES**



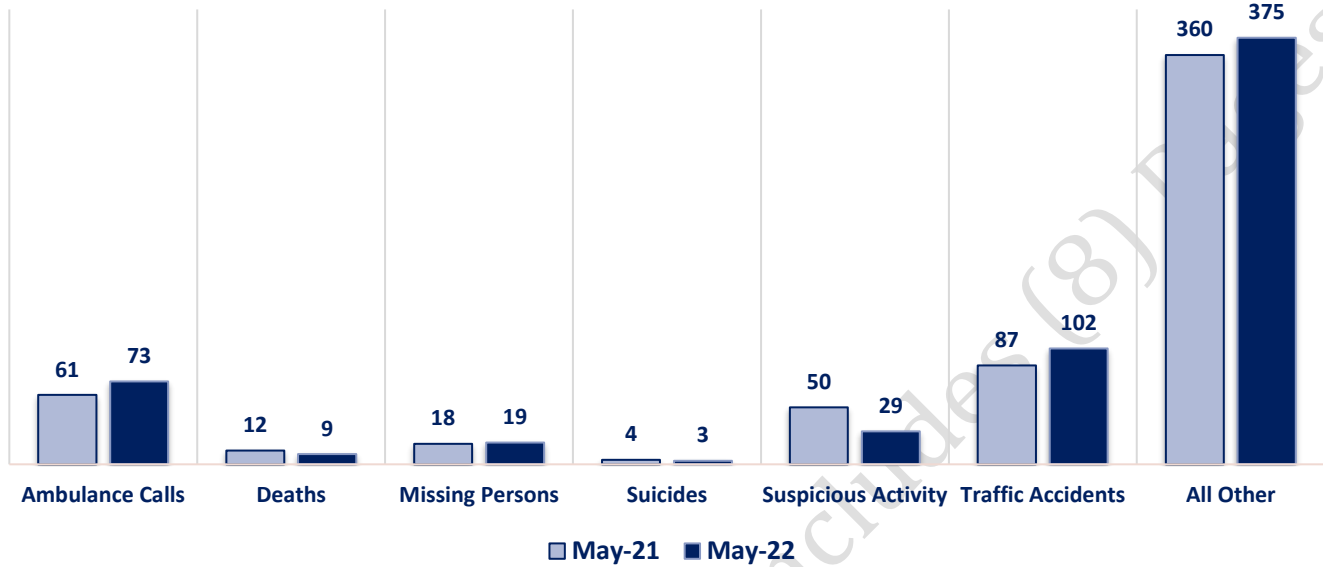
CompStat Offenses



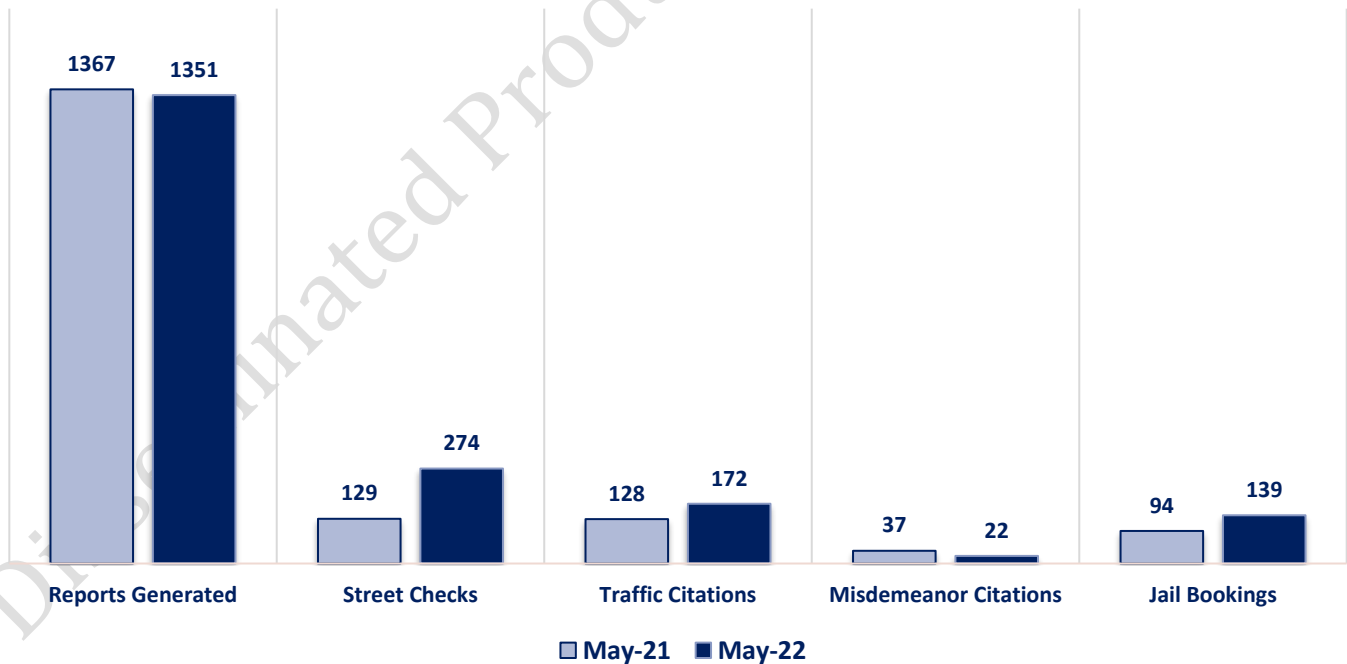
Extended CompStat Offenses



Non-UCR Offenses

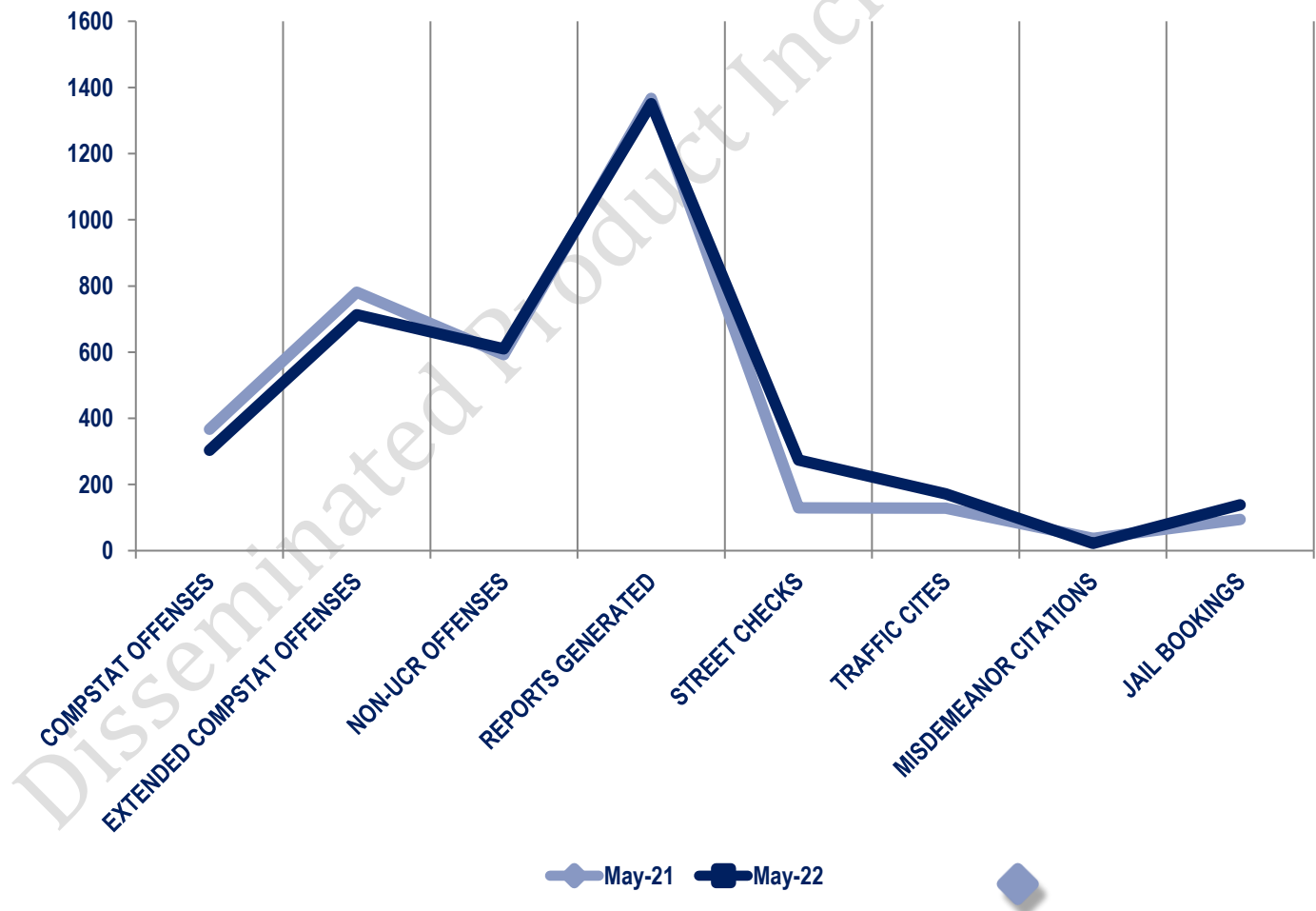


Other Event Totals



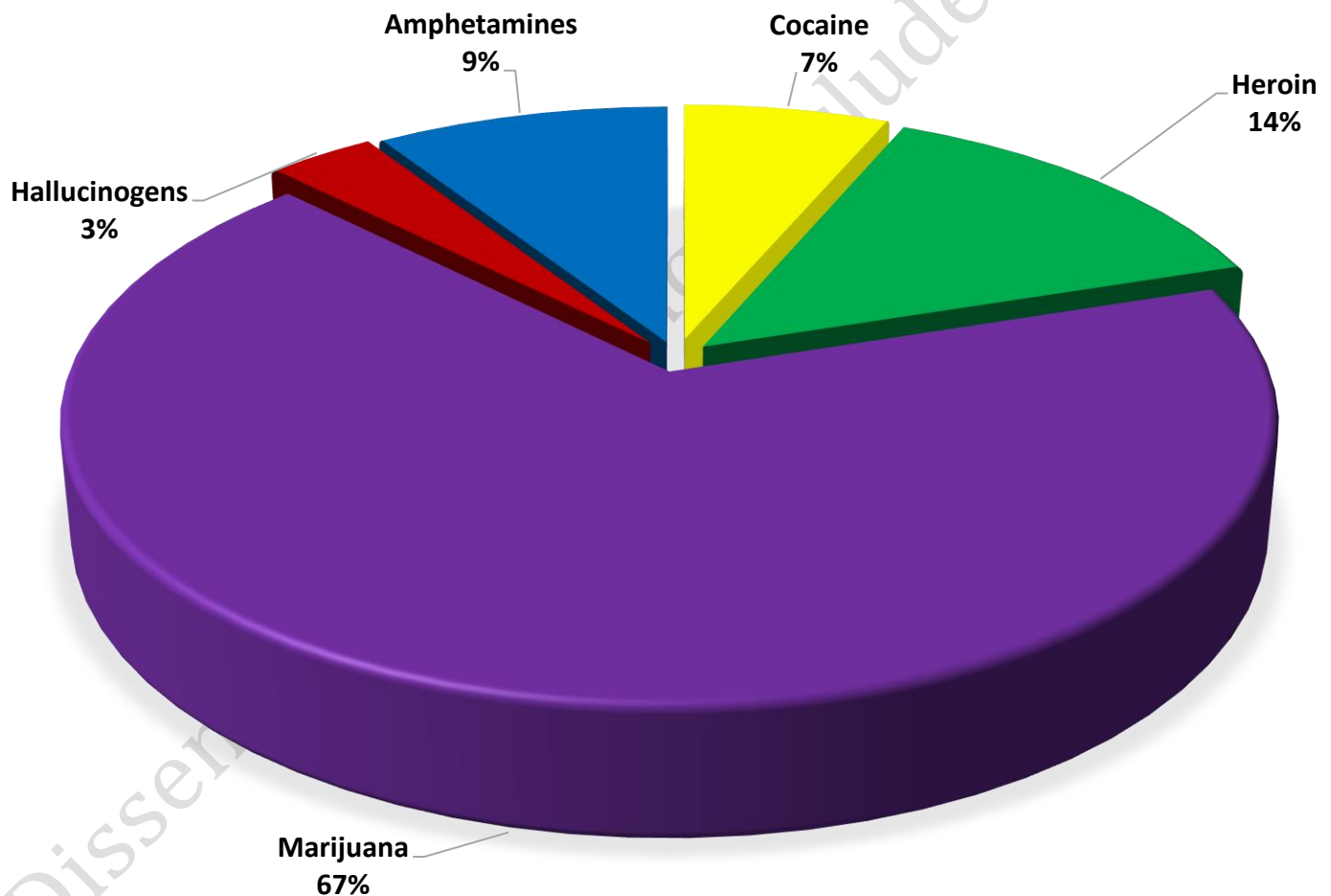
Combined Offense/Event Trends

	MAY 2021	MAY 2022
CompStat Offenses	367	303
Extended CompStat Offenses	781	713
Non-UCR Offenses	592	610
Reports Generated	1367	1351
Street Checks	129	274
Traffic Cites	128	172
Misdemeanor Citations	37	22
Jail Bookings	94	139

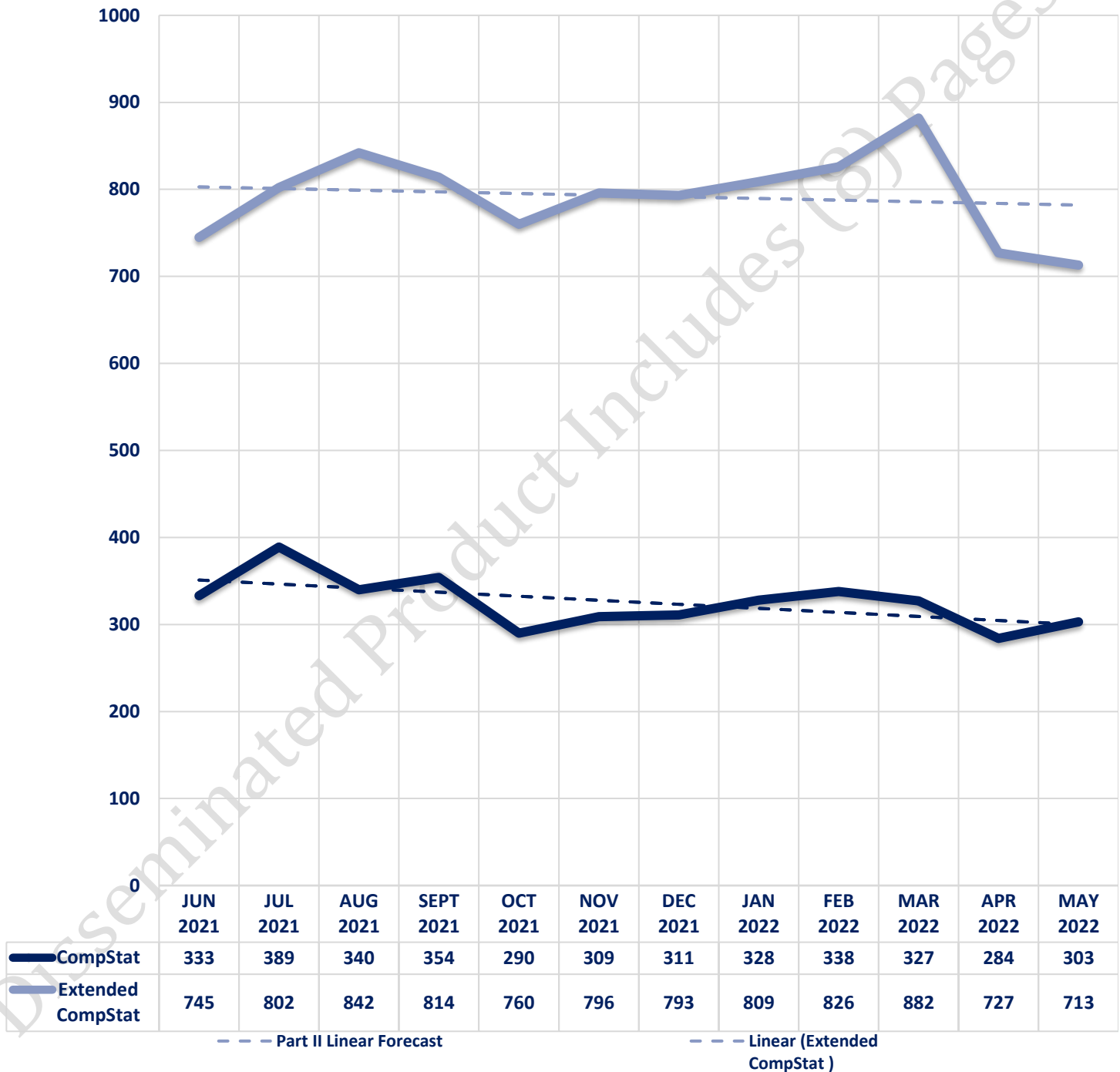


Seized Drugs

TYPE	DOSES	STREET VALUE
Cocaine	162.0	\$ 1,134.00
Heroin	341.0	\$ 2,540.45
Marijuana	1695.3	\$ 5,628.30
Hallucinogens	84.3	\$ 168.61
Amphetamines	231.0	\$ 1,617.00
TOTAL	2513.6	\$ 11,088.36



CompStat & Extended CompStat Offenses - One Year





CITY COUNCIL DISTRICT #4

MONTHLY OFFENSE SUMMARY

June 2022

These figures represent preliminary counts of original Police Incident Reports and include all offenses within the above listed City Council District only. Full statistical analysis to determine the confidence level of this data has not been performed. The results contained herein are approximate in relation to the listed area and may not fully coincide with data shown in other areas of SLCPD's Crime Statistics page such as Calls for Service, Crimes Trending, and Crime Reports due to and reflective of departmental procedures that were in place at the time the event occurred and the date this data was compiled. Results displayed are not distinguished as attempted or completed crimes, do not include other calls for police service, and only represent police service where a report was made. Police Incident Reports are classified by primary offense categories as defined by the Uniform Crime Reporting (UCR) system, however for this report all offenses are included, and each incident may have more than one offense listed on it. In cases where there is more than one offense listed, all offenses are counted individually. Although every reasonable verification effort is made, the accuracy of any data is subject to the constraints of the report generation process as well as the manner, format, and point in time of any query.

COMPSTAT OFFENSES: (Part I)

Chosen by the FBI as Part I Offenses because they are serious crimes that occur with regularity in all areas of the country and are likely to be reported to Police.

EXTENDED COMPSTAT OFFENSES: (Part II)

All other crimes other than the eight CompStat Offenses. The Uniform Crime Reporting Program gathers only arrest data for these offenses, however, SLCPD results displayed in this document display all of these, regardless of the presence of arrest data.

ALL OTHER OFFENSES:

Under the Extended CompStat Offense section, 'All Other Offenses' include Peeping Tom, Trespass, Kidnap/Abduction, Pornography, Extortion/Blackmail, Bribery, Warrants, Sexual Offenses, Obstruction, Public Peace, and Hit & Run.

NON-UCR OFFENSES:

Non-UCR Offenses include reports for all other offenses not classified as a CompStat or Extended CompStat Offense. Results displayed separate some of these offenses such as Ambulance Calls, Deaths, Missing Persons, Suicides, Suspicious Activity, and Traffic Accidents.

ALL OTHER NON-UCR:

Under the Non-UCR category, 'All Other' include the remainder of offenses not classified as CompStat or CompStat Extended and not separated from the Non-UCR Offenses. These include things such as Loud Parties, Barking Dogs, Mentally Ill Subjects, Citizen Assistance, etc.

LOW NUMBER OFFENSES:

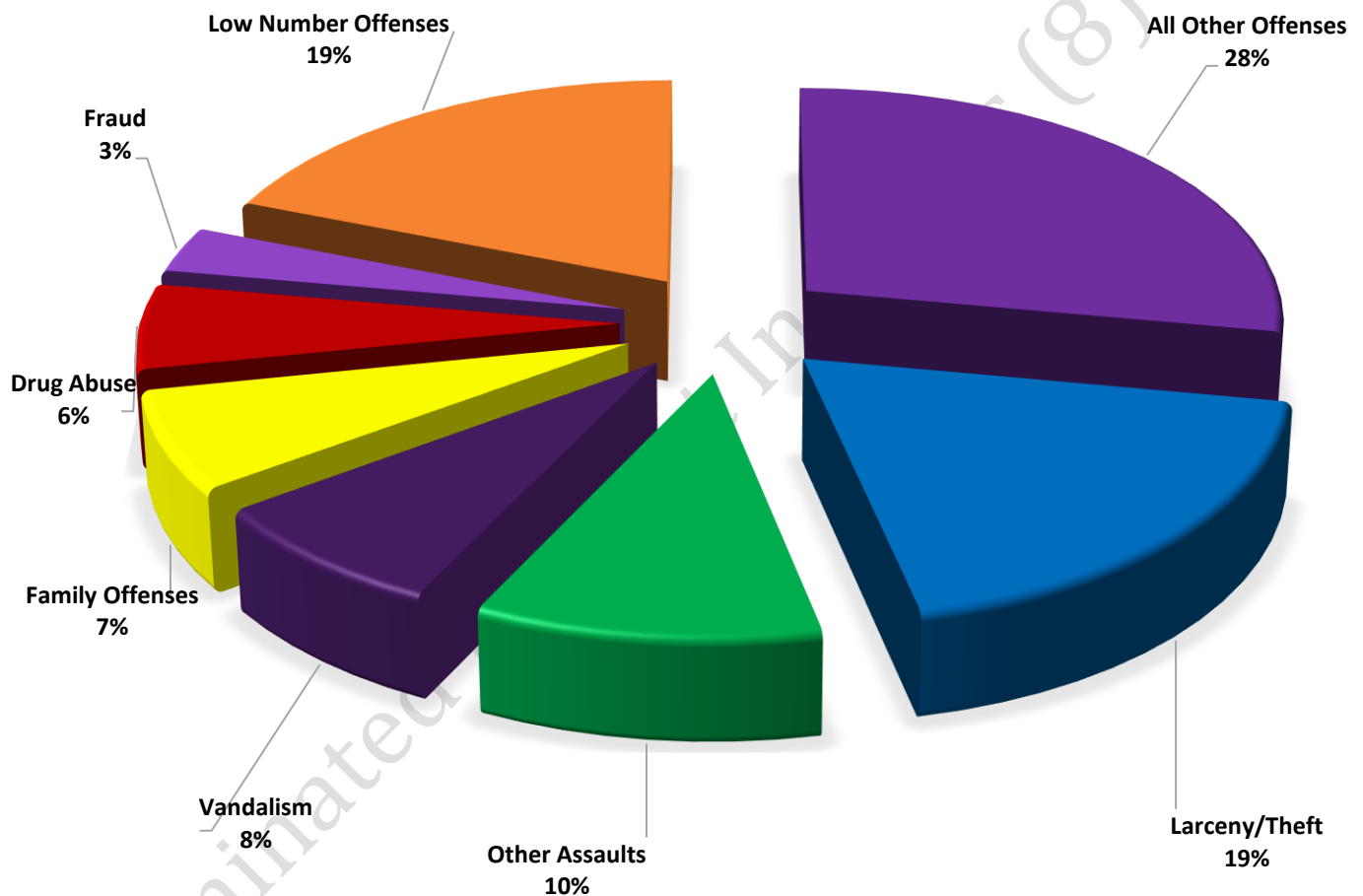
On page two, in the interest of space and allowing for easier viewing, the category titled 'Low Number Offenses' include CompStat and Extended CompStat Offenses from page one that have totals under the amount of 31.

Offenses

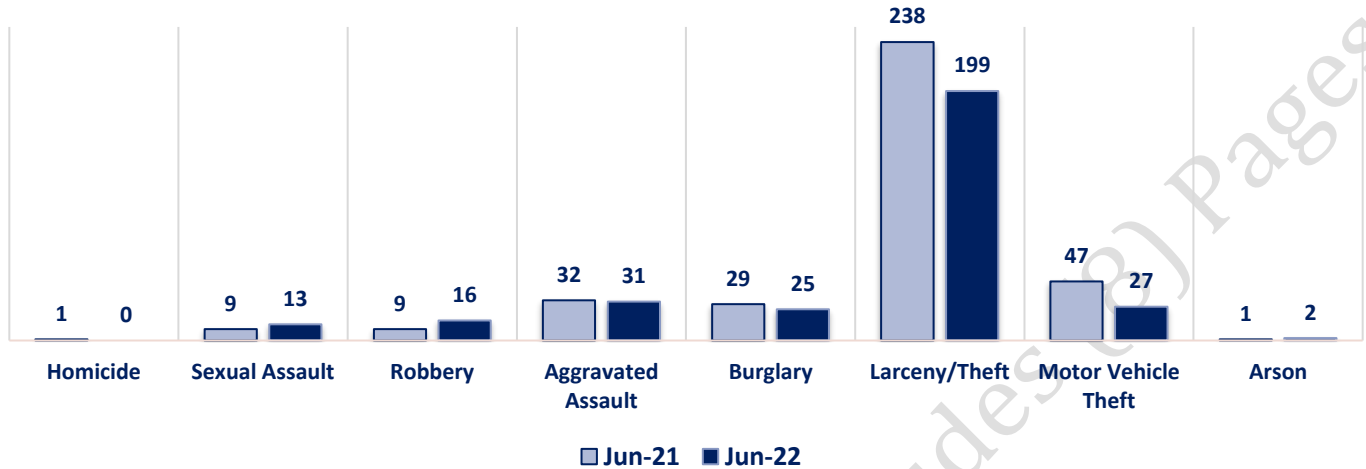
COMPSTAT OFFENSES	VIOLENT	Offense	Jun-21	Jun-22	EXTENDED COMPSTAT OFFENSES
		Homicide	1	0	
		Sexual Assault	9	13	
		Robbery	9	16	
		Aggravated Assault	32	31	
		Burglary	29	25	
		Larceny/Theft	238	199	
		Motor Vehicle Theft	47	27	
		Arson	1	2	
NON-UCR OFFENSES	PROPERTY	COMPSTAT TOTALS	366	313	
		Ambulance Calls	84	78	
		Deaths	3	8	
		Missing Persons	16	19	
		Suicides	0	1	
		Suspicious Activity	39	33	
		Traffic Accidents	102	98	
		All Other	365	353	
		NON-UCR TOTALS	609	590	
TOTALS		COMPSTAT OFFENSES	366	313	
		EXTENDED COMPSTAT OFFENSES	805	745	
		NON-UCR OFFENSES	609	590	
		TOTAL	1780	1648	

OFFENSE	Jun-21	Jun-22
Other Assaults	142	111
Forgery/Counterfeiting	9	6
Fraud	43	34
Embezzlement	0	0
Stolen Property	14	5
Vandalism	101	82
Weapons	11	9
Prostitution	0	0
Sex Offenses	8	6
Drug Abuse	88	63
Gambling	0	0
Family Offenses	39	73
DUI	14	6
Liquor Laws	5	1
Drunkenness	25	20
Disorderly Conduct	45	31
All Other Offenses	261	295
Curfew/Loitering	0	3
EXTENDED COMPSTAT TOTALS	805	745

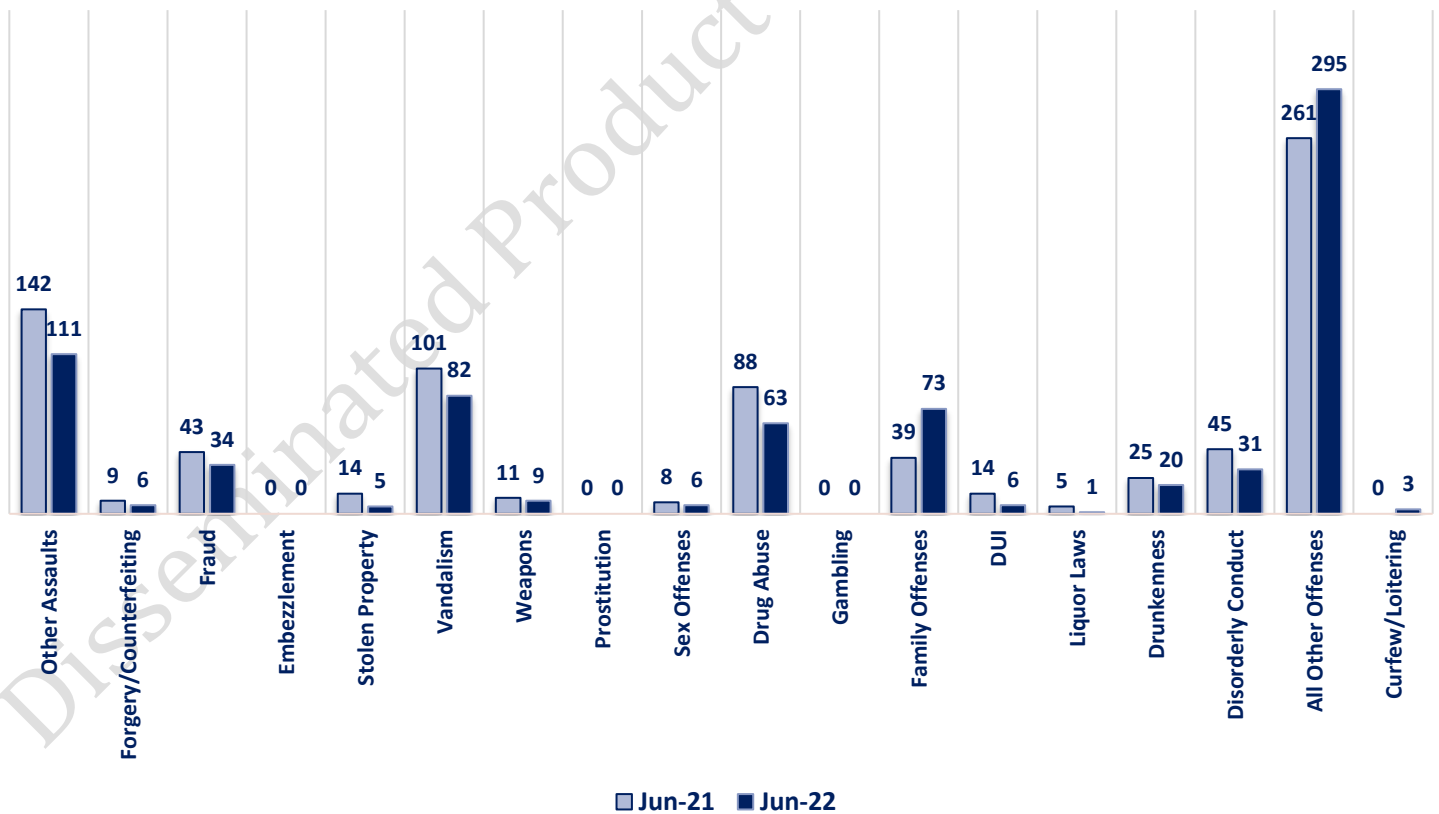
**JUNE 2022 - COMPSTAT AND EXTENDED COMPSTAT OFFENSE
PERCENTAGES**



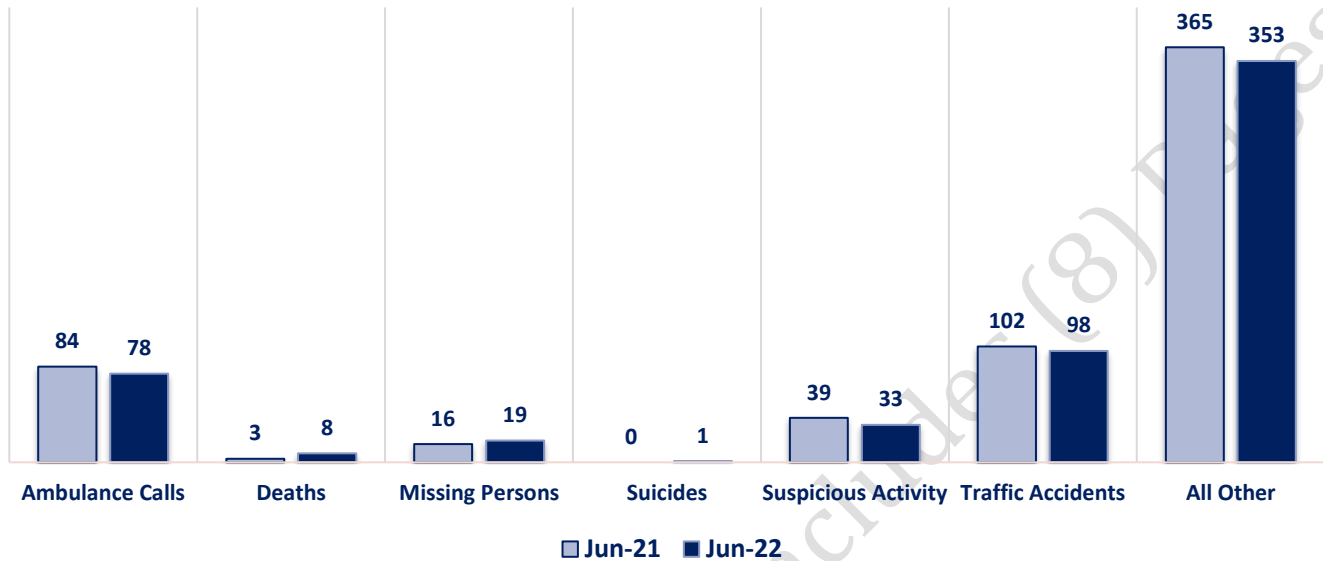
CompStat Offenses



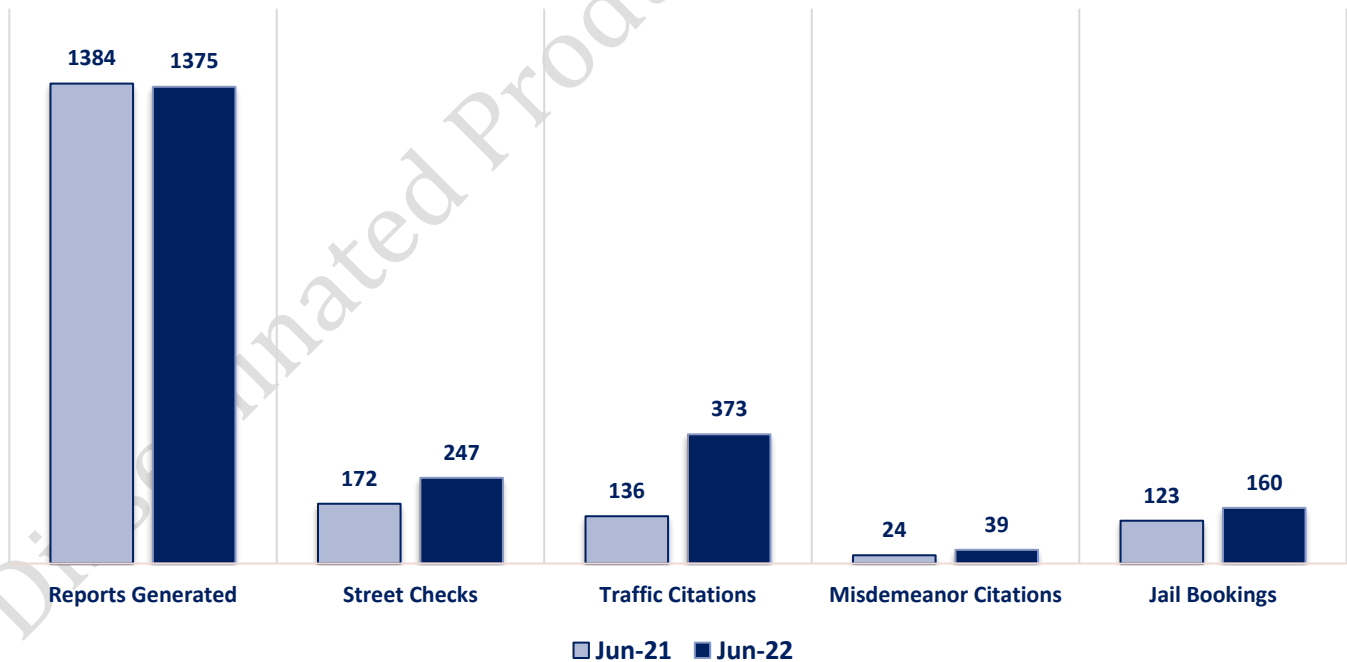
Extended CompStat Offenses



Non-UCR Offenses

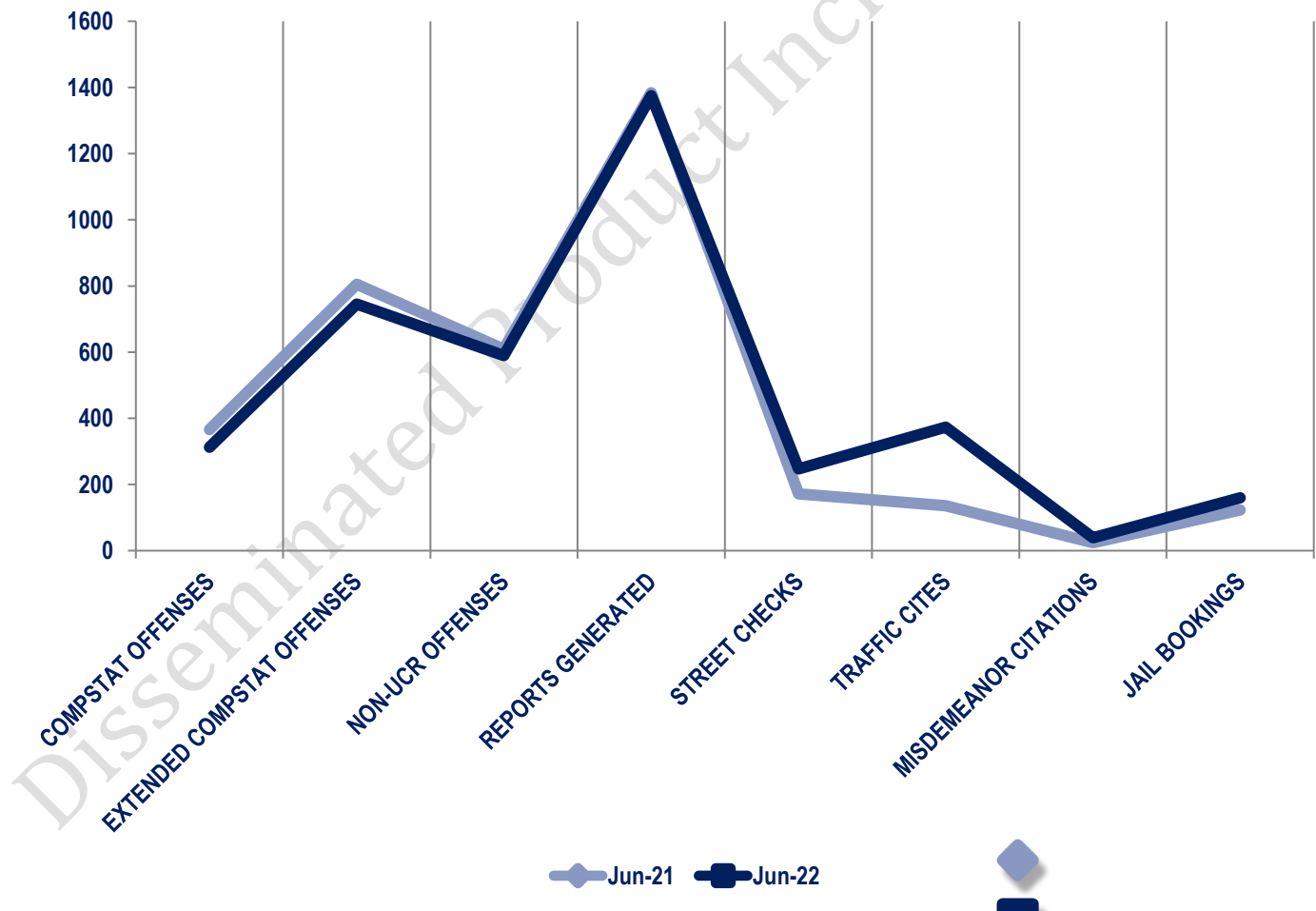


Other Event Totals



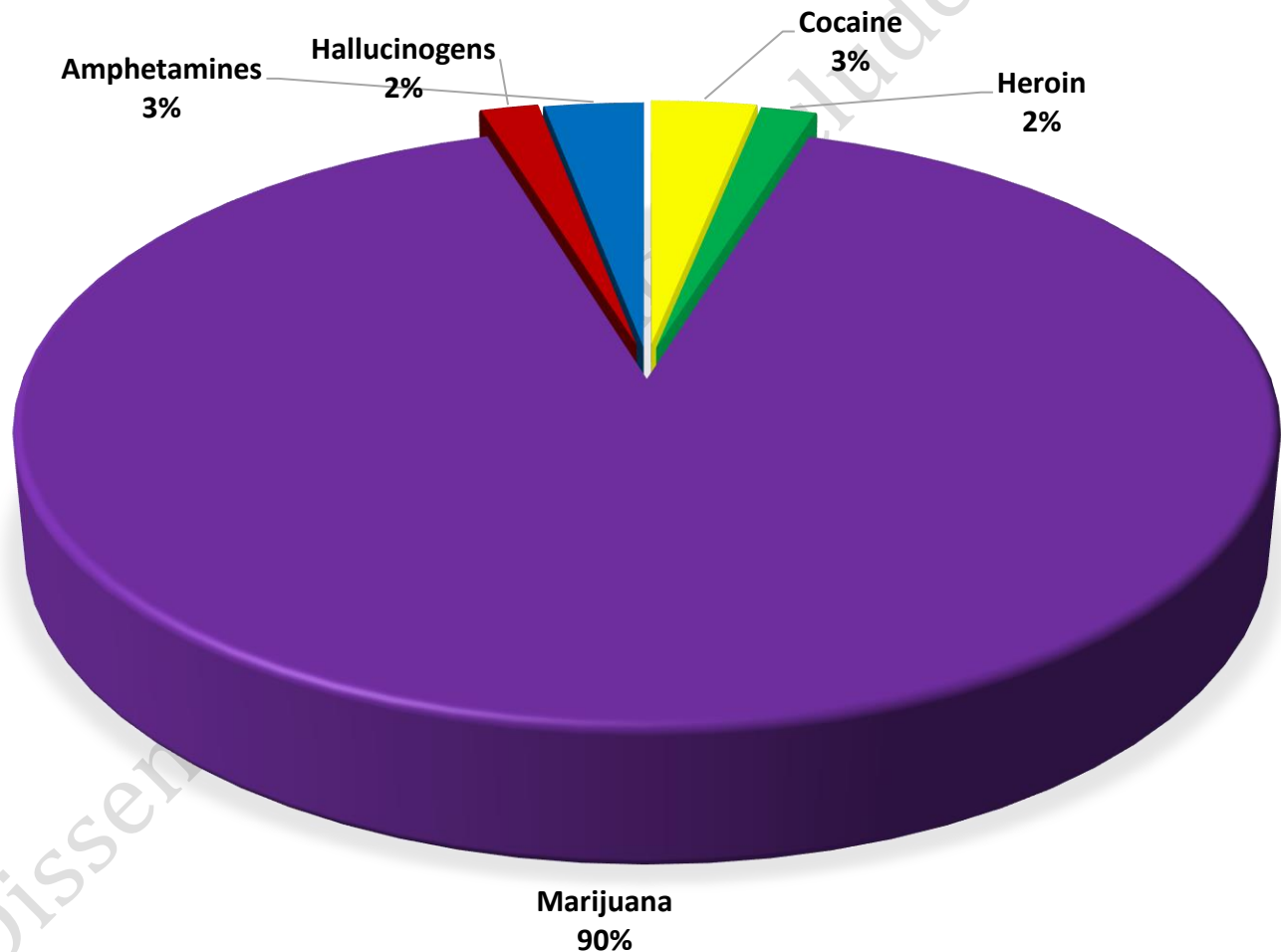
Combined Offense/Event Trends

	JUNE 2021	JUNE 2022
CompStat Offenses	366	313
Extended CompStat Offenses	805	745
Non-UCR Offenses	609	590
Reports Generated	1384	1375
Street Checks	172	247
Traffic Cites	136	373
Misdemeanor Citations	24	39
Jail Bookings	123	160

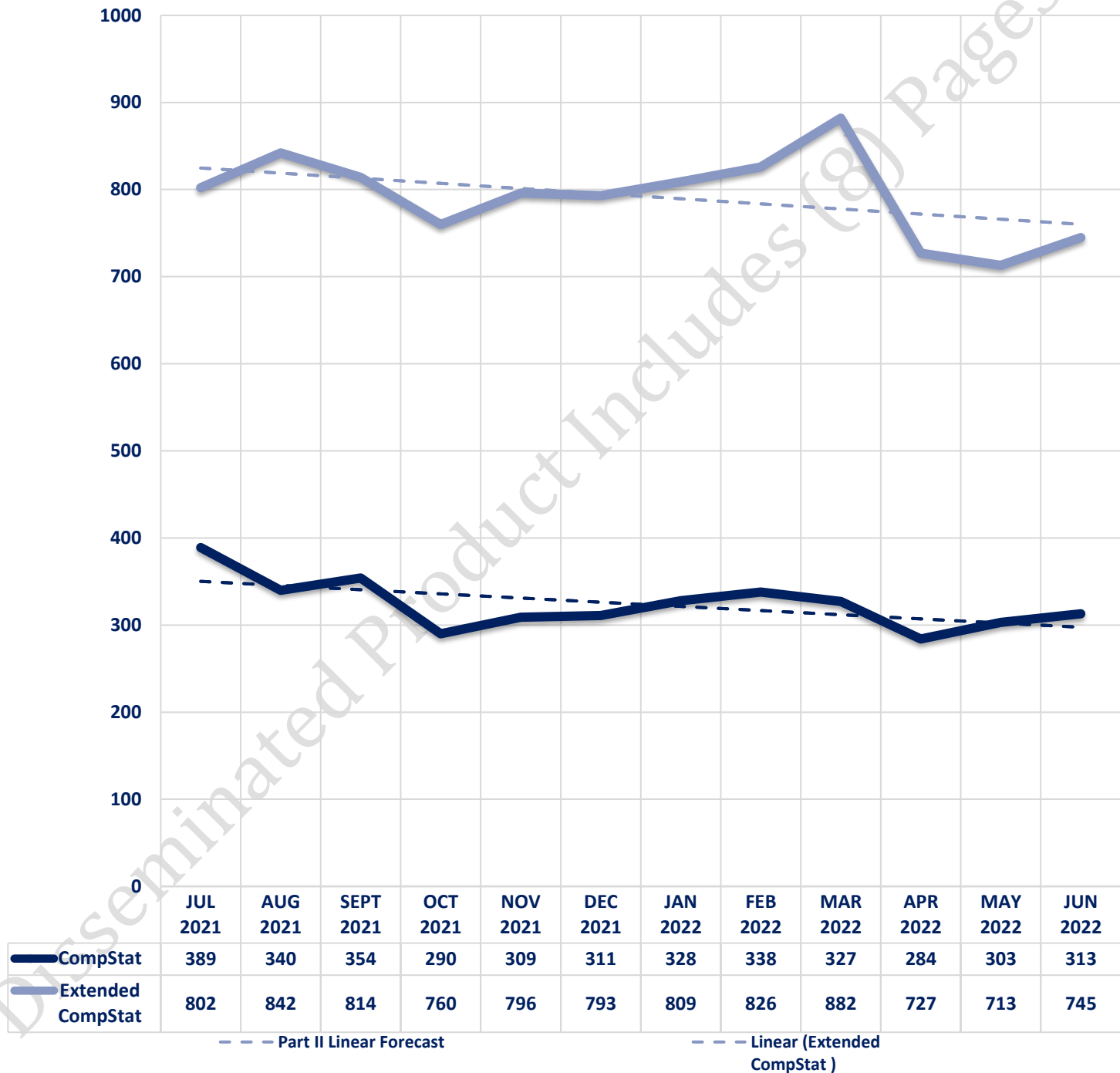


Seized Drugs

TYPE	DOSES	STREET VALUE
Cocaine	680.1	\$ 4,760.70
Heroin	355.0	\$ 2,644.75
Marijuana	19297.0	\$ 64,066.04
Hallucinogens	372.9	\$ 745.81
Amphetamines	640.9	\$ 4,486.30
TOTAL	21345.9	\$ 76,703.60



CompStat & Extended CompStat Offenses - One Year





CITY COUNCIL DISTRICT #4

MONTHLY OFFENSE SUMMARY

July 2022

These figures represent preliminary counts of original Police Incident Reports and include all offenses within the above listed City Council District only. Full statistical analysis to determine the confidence level of this data has not been performed. The results contained herein are approximate in relation to the listed area and may not fully coincide with data shown in other areas of SLCPD's Crime Statistics page such as Calls for Service, Crimes Trending, and Crime Reports due to and reflective of departmental procedures that were in place at the time the event occurred and the date this data was compiled. Results displayed are not distinguished as attempted or completed crimes, do not include other calls for police service, and only represent police service where a report was made. Police Incident Reports are classified by primary offense categories as defined by the Uniform Crime Reporting (UCR) system, however for this report all offenses are included, and each incident may have more than one offense listed on it. In cases where there is more than one offense listed, all offenses are counted individually. Although every reasonable verification effort is made, the accuracy of any data is subject to the constraints of the report generation process as well as the manner, format, and point in time of any query.

COMPSTAT OFFENSES: (Part I)

Chosen by the FBI as Part I Offenses because they are serious crimes that occur with regularity in all areas of the country and are likely to be reported to Police.

EXTENDED COMPSTAT OFFENSES: (Part II)

All other crimes other than the eight CompStat Offenses. The Uniform Crime Reporting Program gathers only arrest data for these offenses, however, SLCPD results displayed in this document display all of these, regardless of the presence of arrest data.

ALL OTHER OFFENSES:

Under the Extended CompStat Offense section, 'All Other Offenses' include Peeping Tom, Trespass, Kidnap/Abduction, Pornography, Extortion/Blackmail, Bribery, Warrants, Sexual Offenses, Obstruction, Public Peace, and Hit & Run.

NON-UCR OFFENSES:

Non-UCR Offenses include reports for all other offenses not classified as a CompStat or Extended CompStat Offense. Results displayed separate some of these offenses such as Ambulance Calls, Deaths, Missing Persons, Suicides, Suspicious Activity, and Traffic Accidents.

ALL OTHER NON-UCR:

Under the Non-UCR category, 'All Other' include the remainder of offenses not classified as CompStat or CompStat Extended and not separated from the Non-UCR Offenses. These include things such as Loud Parties, Barking Dogs, Mentally Ill Subjects, Citizen Assistance, etc.

LOW NUMBER OFFENSES:

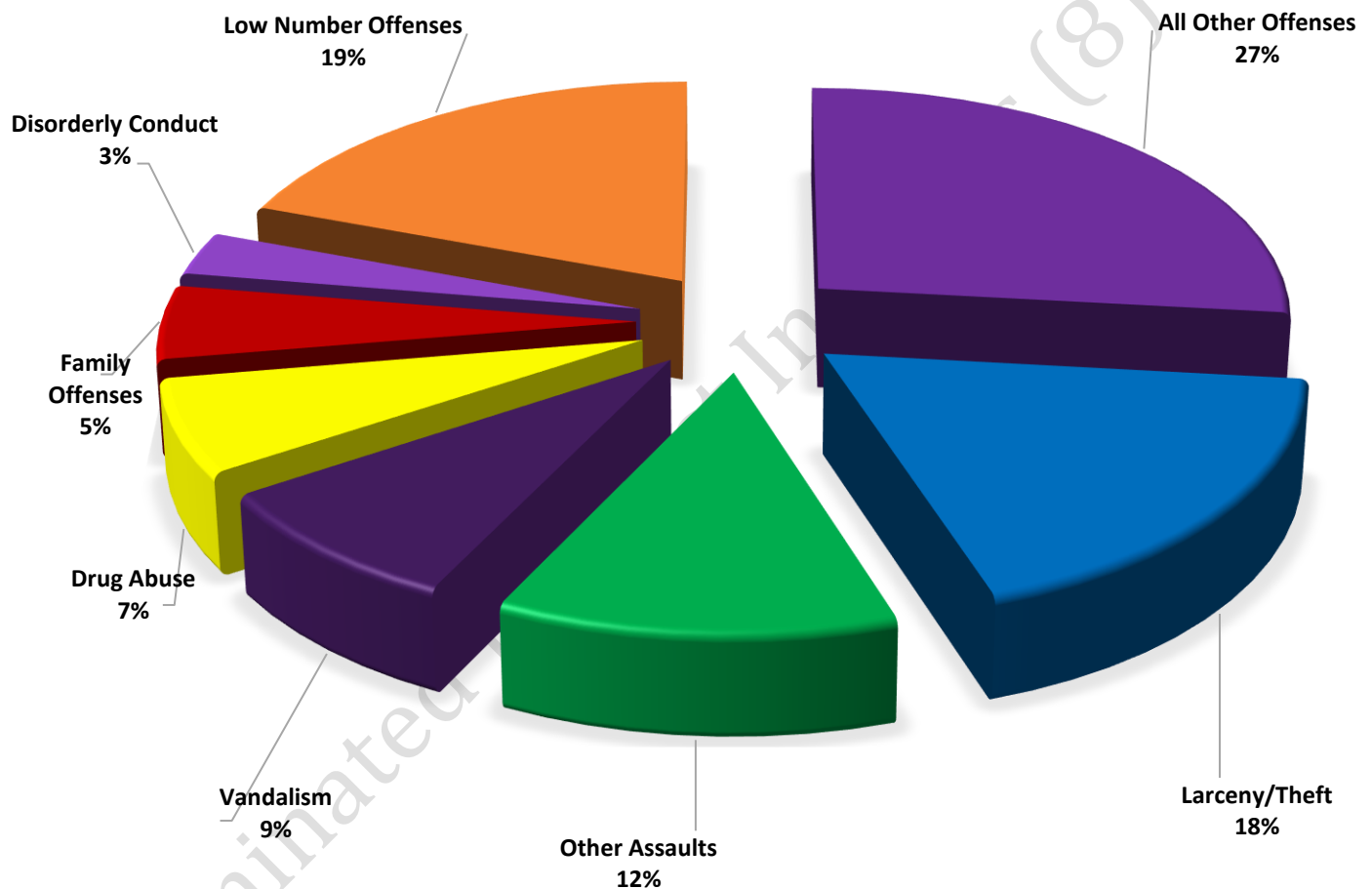
On page two, in the interest of space and allowing for easier viewing, the category titled 'Low Number Offenses' include CompStat and Extended CompStat Offenses from page one that have totals under the amount of 34.

Offenses

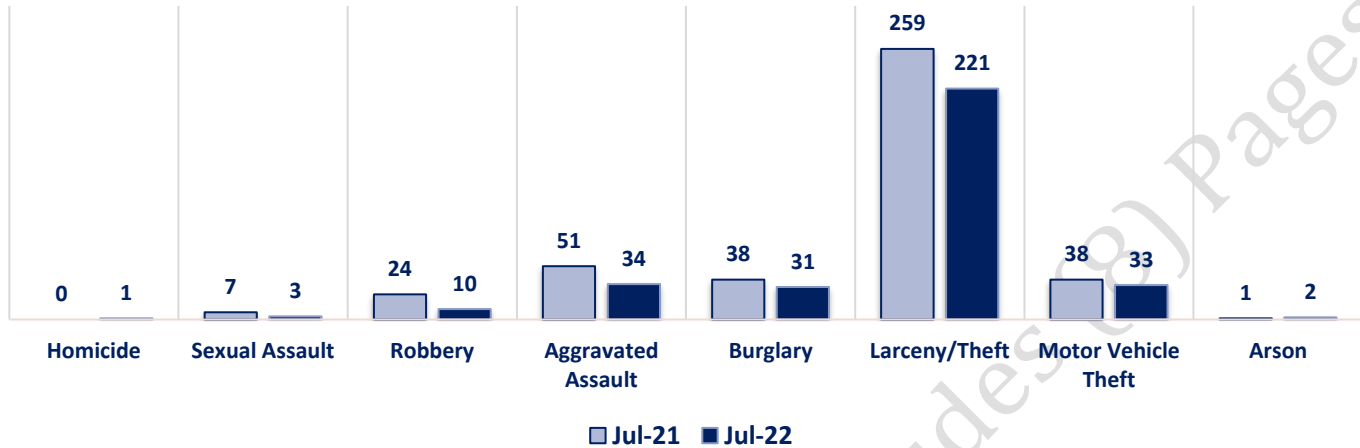
COMPSTAT OFFENSES	VIOLENT	Offense	Jul-21	Jul-22	EXTENDED COMPSTAT OFFENSES
		Homicide	0	1	
		Sexual Assault	7	3	
		Robbery	24	10	
		Aggravated Assault	51	34	
		Burglary	38	31	
		Larceny/Theft	259	221	
		Motor Vehicle Theft	38	33	
		Arson	1	2	
NON-UCR OFFENSES	PROPERTY	COMPSTAT TOTALS	418	335	
		Ambulance Calls	65	74	
		Deaths	8	3	
		Missing Persons	23	25	
		Suicides	0	0	
		Suspicious Activity	37	31	
		Traffic Accidents	83	95	
		All Other	363	417	
		NON-UCR TOTALS	579	645	
TOTALS		COMPSTAT OFFENSES	418	335	
		EXTENDED COMPSTAT OFFENSES	854	874	
		NON-UCR OFFENSES	579	645	
		TOTAL	1851	1854	

OFFENSE	Jul-21	Jul-22
Other Assaults	135	148
Forgery/Counterfeiting	7	4
Fraud	49	33
Embezzlement	0	0
Stolen Property	8	13
Vandalism	94	103
Weapons	19	9
Prostitution	0	0
Sex Offenses	4	9
Drug Abuse	72	80
Gambling	0	0
Family Offenses	79	63
DUI	20	17
Liquor Laws	0	4
Drunkenness	26	29
Disorderly Conduct	34	37
All Other Offenses	307	323
Curfew/Loitering	0	2
EXTENDED COMPSTAT TOTALS	854	874

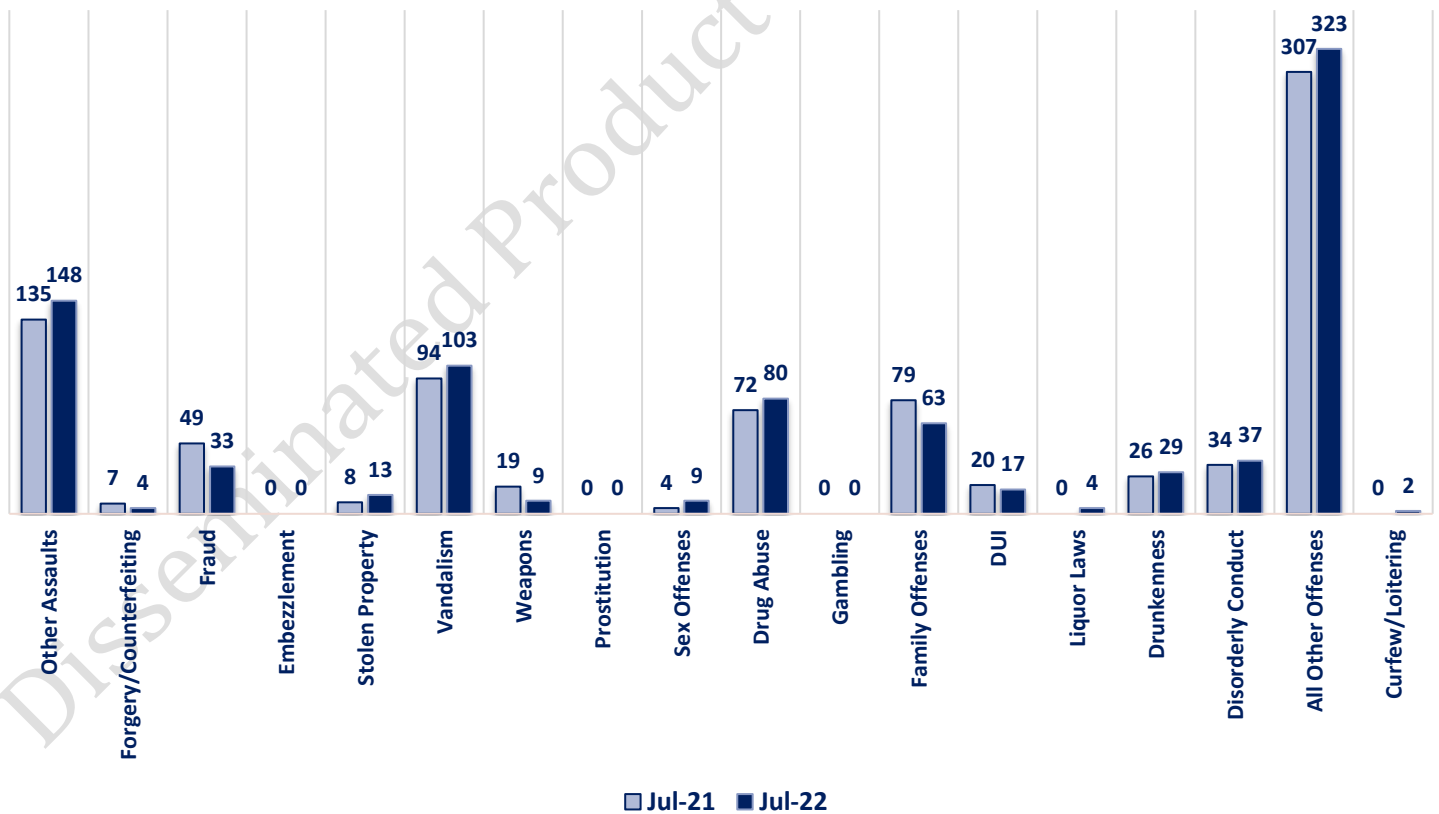
**JULY 2022 - COMPSTAT AND EXTENDED COMPSTAT OFFENSE
PERCENTAGES**



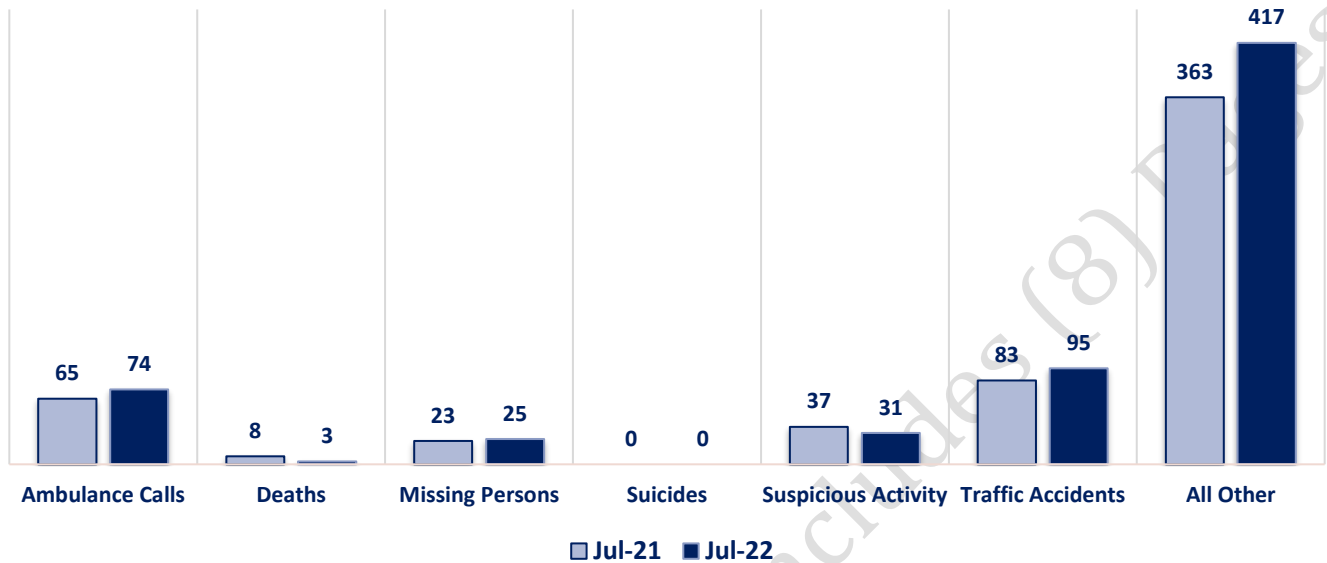
CompStat Offenses



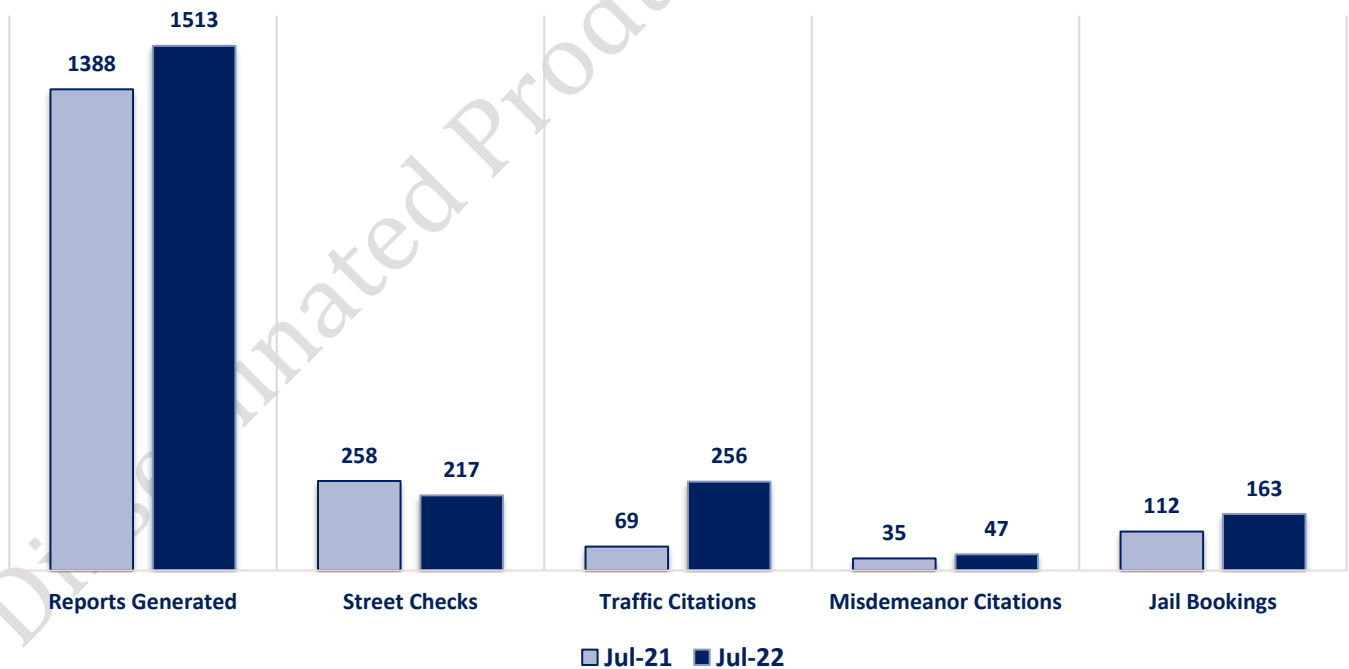
Extended CompStat Offenses



Non-UCR Offenses

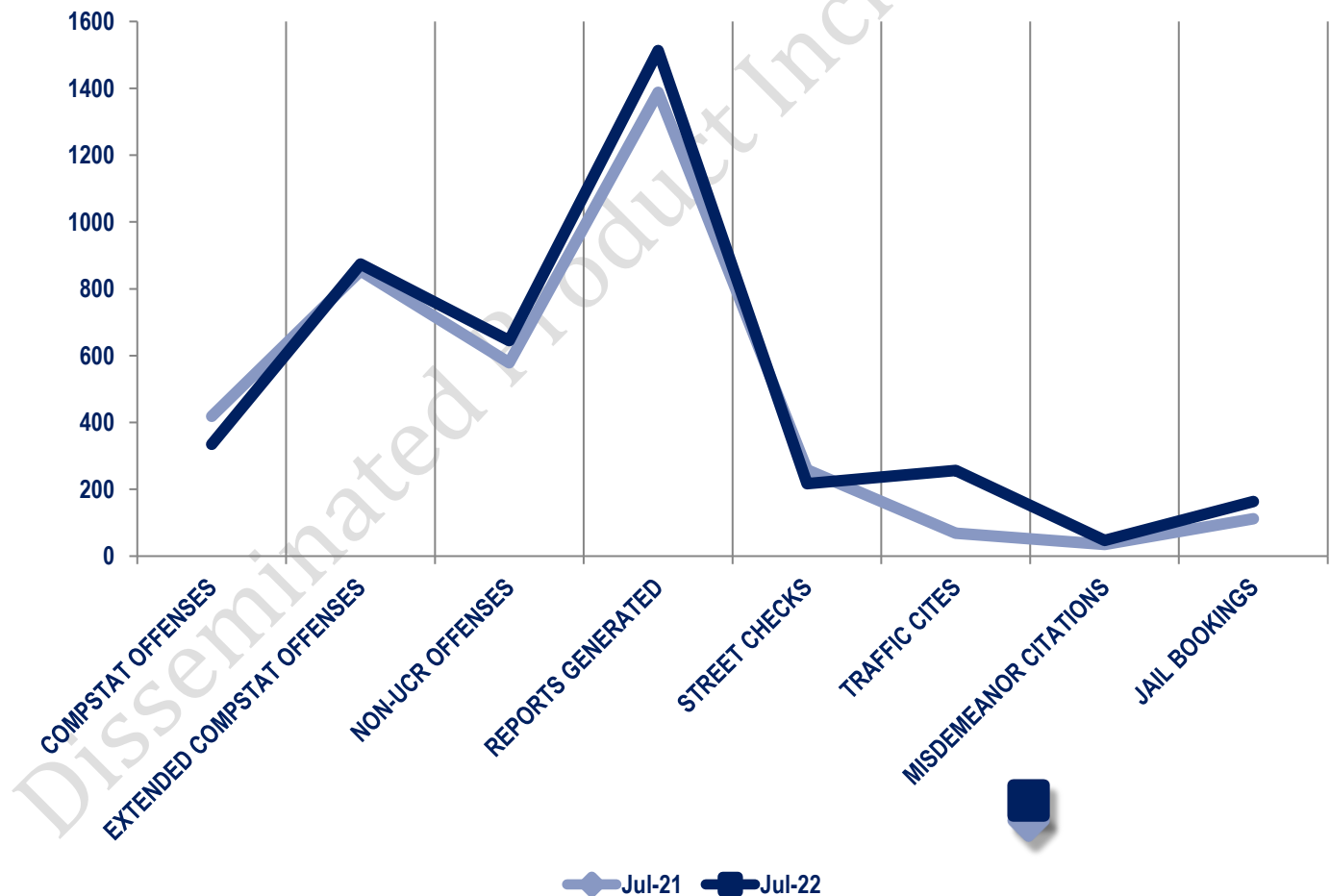


Other Event Totals



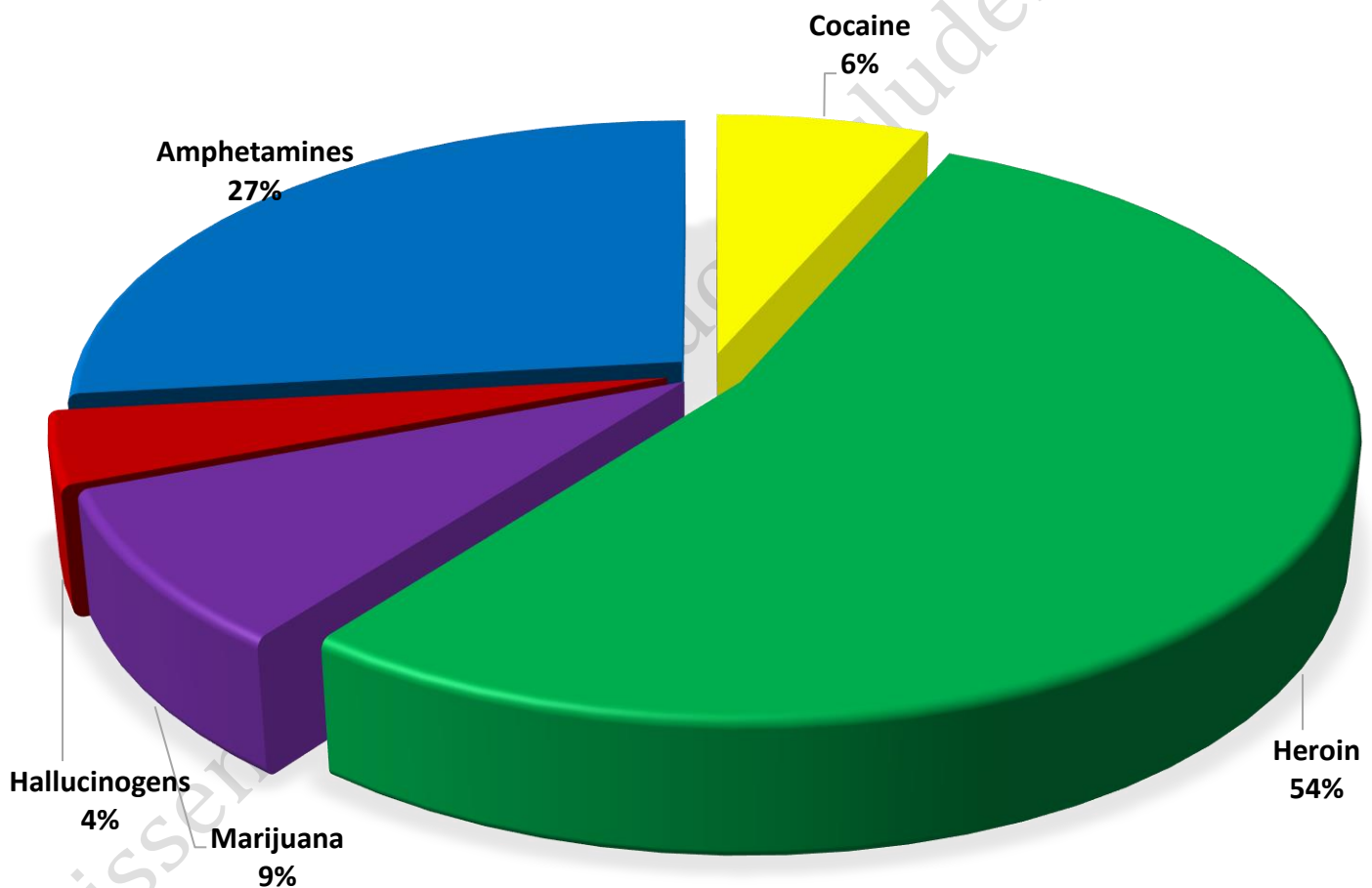
Combined Offense/Event Trends

	JULY 2021	JULY 2022
CompStat Offenses	418	335
Extended CompStat Offenses	854	874
Non-UCR Offenses	579	645
Reports Generated	1388	1513
Street Checks	258	217
Traffic Cites	69	256
Misdemeanor Citations	35	47
Jail Bookings	112	163

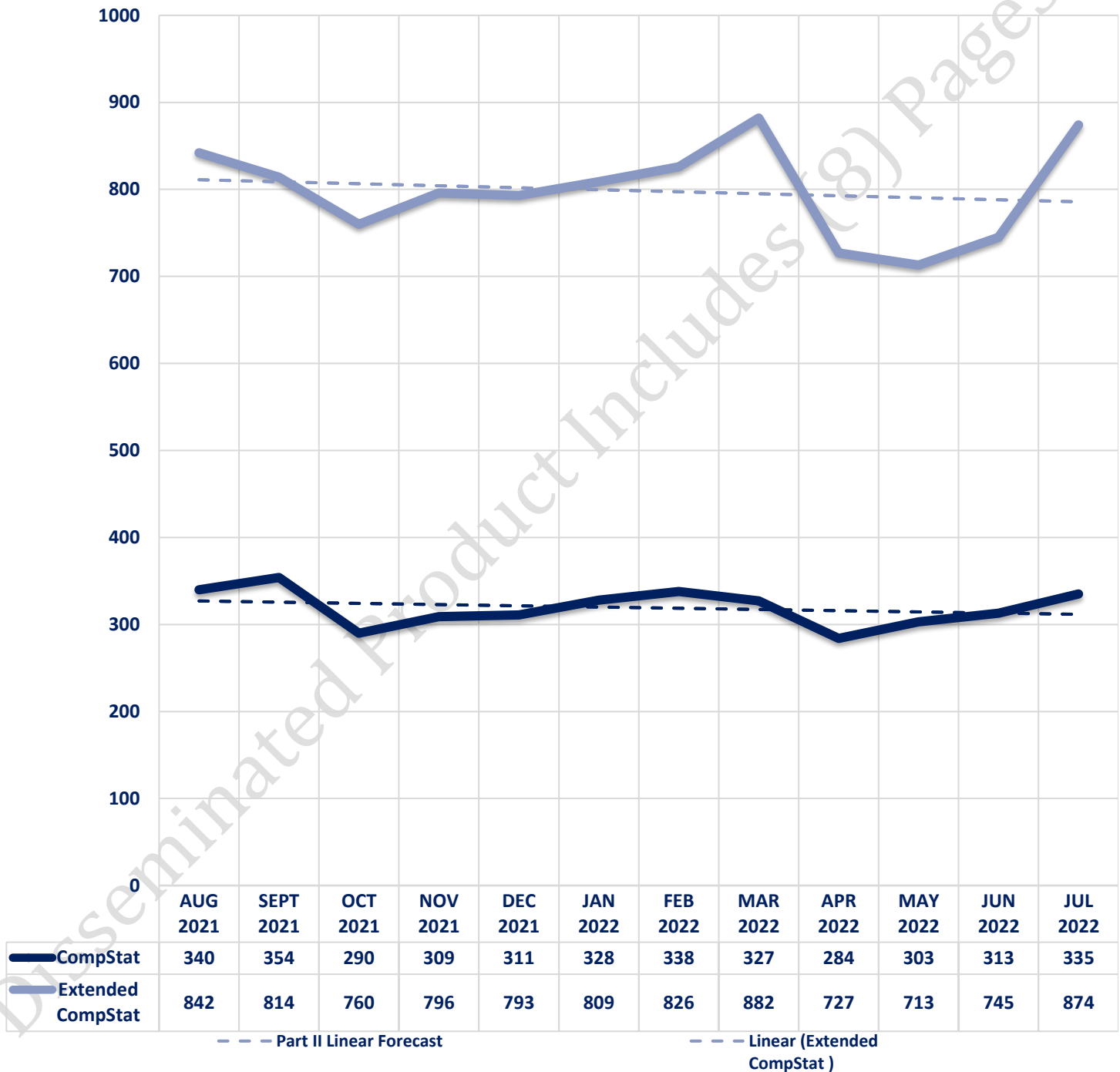


Seized Drugs

TYPE	DOSES	STREET VALUE
Cocaine	170.0	\$ 1,190.00
Heroin	1406.0	\$ 10,474.70
Marijuana	228.0	\$ 756.92
Hallucinogens	105.7	\$ 211.45
Amphetamines	699.0	\$ 4,893.00
TOTAL	2608.7	\$ 17,526.07



CompStat & Extended CompStat Offenses - One Year





CITY COUNCIL DISTRICT #4

MONTHLY OFFENSE SUMMARY

August 2022

These figures represent preliminary counts of original Police Incident Reports and include all offenses within the above listed City Council District only. Full statistical analysis to determine the confidence level of this data has not been performed. The results contained herein are approximate in relation to the listed area and may not fully coincide with data shown in other areas of SLCPD's Crime Statistics page such as Calls for Service, Crimes Trending, and Crime Reports due to and reflective of departmental procedures that were in place at the time the event occurred and the date this data was compiled. Results displayed are not distinguished as attempted or completed crimes, do not include other calls for police service, and only represent police service where a report was made. Police Incident Reports are classified by primary offense categories as defined by the Uniform Crime Reporting (UCR) system, however for this report all offenses are included, and each incident may have more than one offense listed on it. In cases where there is more than one offense listed, all offenses are counted individually. Although every reasonable verification effort is made, the accuracy of any data is subject to the constraints of the report generation process as well as the manner, format, and point in time of any query.

COMPSTAT OFFENSES: (Part I)

Chosen by the FBI as Part I Offenses because they are serious crimes that occur with regularity in all areas of the country and are likely to be reported to Police.

EXTENDED COMPSTAT OFFENSES: (Part II)

All other crimes other than the eight CompStat Offenses. The Uniform Crime Reporting Program gathers only arrest data for these offenses, however, SLCPD results displayed in this document display all of these, regardless of the presence of arrest data.

ALL OTHER OFFENSES:

Under the Extended CompStat Offense section, 'All Other Offenses' include Peeping Tom, Trespass, Kidnap/Abduction, Pornography, Extortion/Blackmail, Bribery, Warrants, Sexual Offenses, Obstruction, Public Peace, and Hit & Run.

NON-UCR OFFENSES:

Non-UCR Offenses include reports for all other offenses not classified as a CompStat or Extended CompStat Offense. Results displayed separate some of these offenses such as Ambulance Calls, Deaths, Missing Persons, Suicides, Suspicious Activity, and Traffic Accidents.

ALL OTHER NON-UCR:

Under the Non-UCR category, 'All Other' include the remainder of offenses not classified as CompStat or CompStat Extended and not separated from the Non-UCR Offenses. These include things such as Loud Parties, Barking Dogs, Mentally Ill Subjects, Citizen Assistance, etc.

LOW NUMBER OFFENSES:

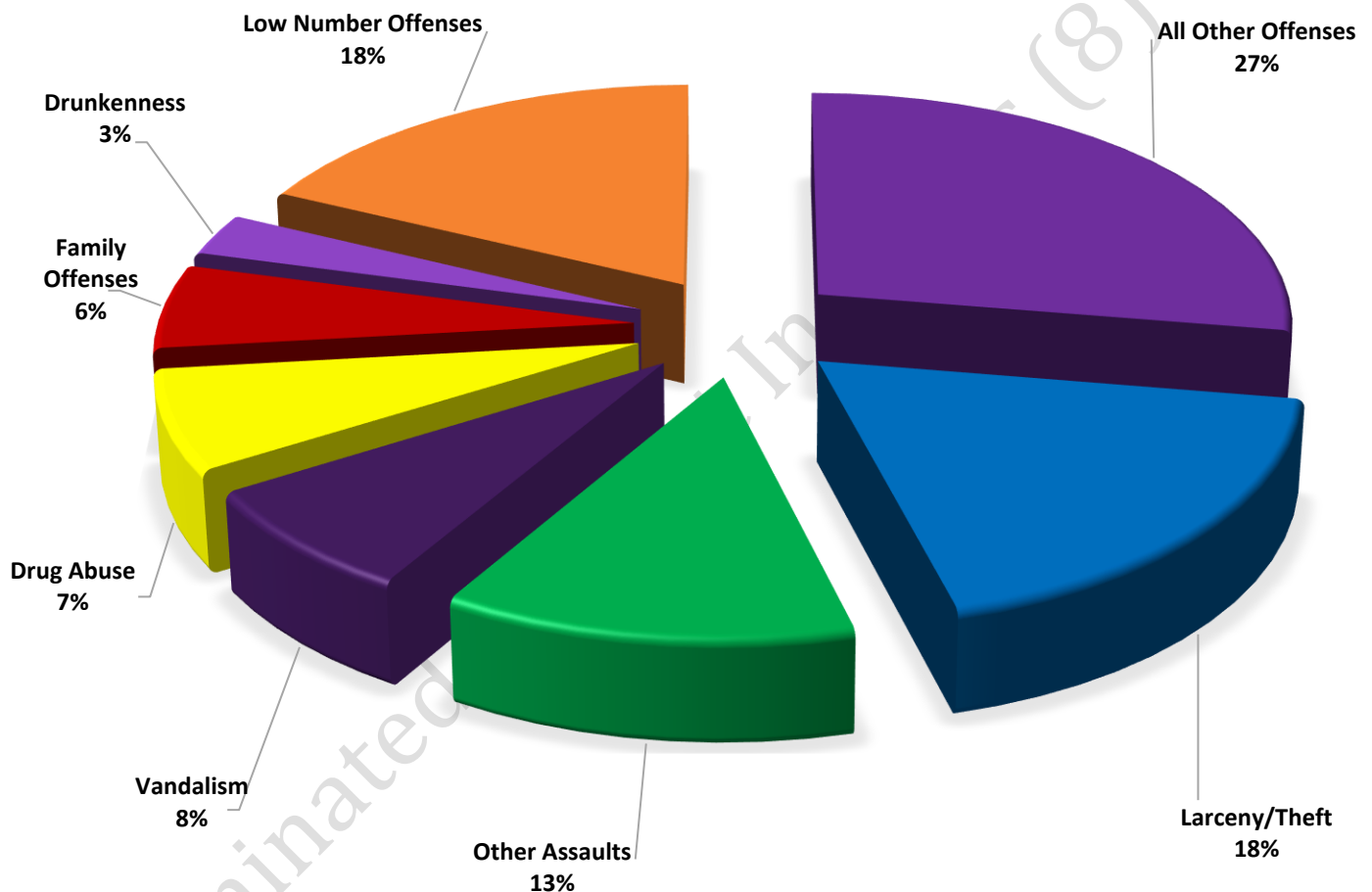
On page two, in the interest of space and allowing for easier viewing, the category titled 'Low Number Offenses' include CompStat and Extended CompStat Offenses from page one that have totals under the amount of 37.

Offenses

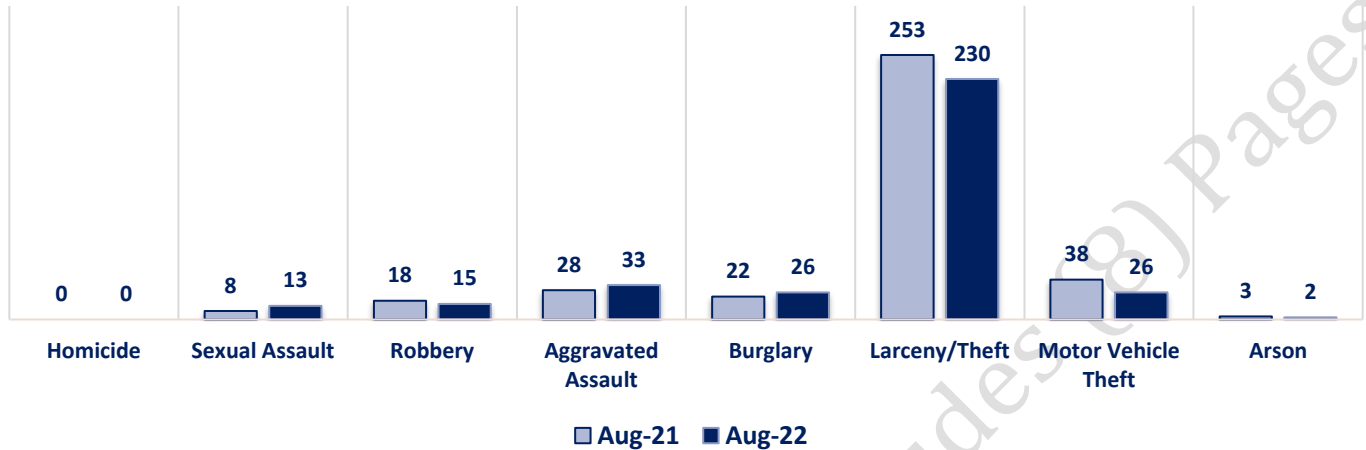
COMPSTAT OFFENSES	VIOLENT	Offense	Aug-21	Aug-22	EXTENDED COMPSTAT OFFENSES
		Homicide	0	0	
		Sexual Assault	8	13	
		Robbery	18	15	
		Aggravated Assault	28	33	
		Burglary	22	26	
		Larceny/Theft	253	230	
		Motor Vehicle Theft	38	26	
		Arson	3	2	
NON-UCR OFFENSES	PROPERTY	COMPSTAT TOTALS	370	345	
		Ambulance Calls	81	74	
		Deaths	13	7	
		Missing Persons	21	25	
		Suicides	0	1	
		Suspicious Activity	39	49	
		Traffic Accidents	100	108	
		All Other	398	362	
		NON-UCR TOTALS	652	626	
TOTALS		COMPSTAT OFFENSES	370	345	
		EXTENDED COMPSTAT OFFENSES	864	903	
		NON-UCR OFFENSES	652	626	
		TOTAL	1886	1874	

OFFENSE	Aug-21	Aug-22
Other Assaults	132	157
Forgery/Counterfeiting	5	7
Fraud	43	33
Embezzlement	0	1
Stolen Property	8	8
Vandalism	79	95
Weapons	19	11
Prostitution	1	0
Sex Offenses	9	3
Drug Abuse	75	88
Gambling	0	0
Family Offenses	74	74
DUI	16	7
Liquor Laws	5	0
Drunkenness	34	37
Disorderly Conduct	38	37
All Other Offenses	326	344
Curfew/Loitering	0	1
EXTENDED COMPSTAT TOTALS	864	903

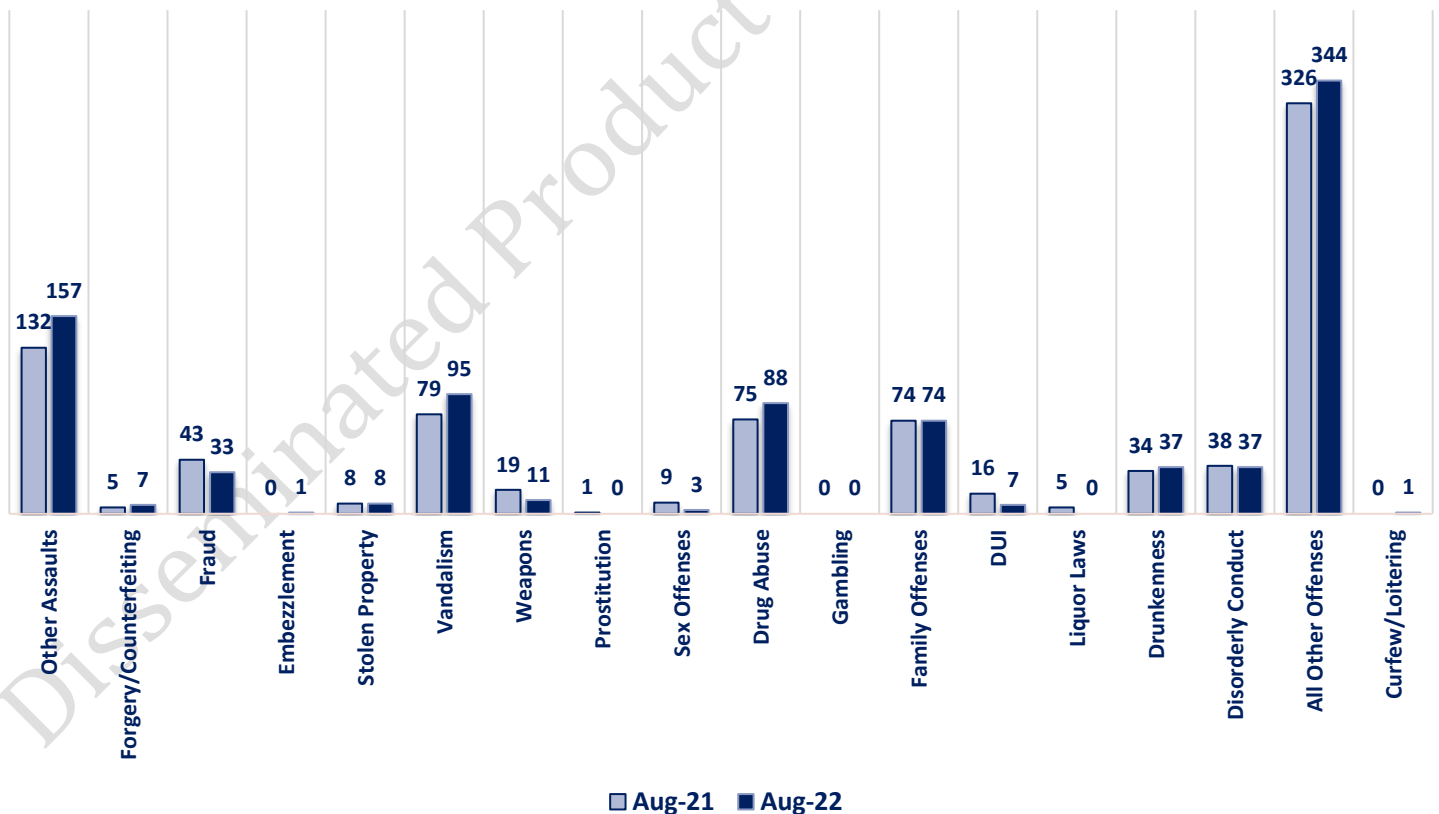
**AUGUST 2022 - COMPSTAT AND EXTENDED COMPSTAT
OFFENSE PERCENTAGES**



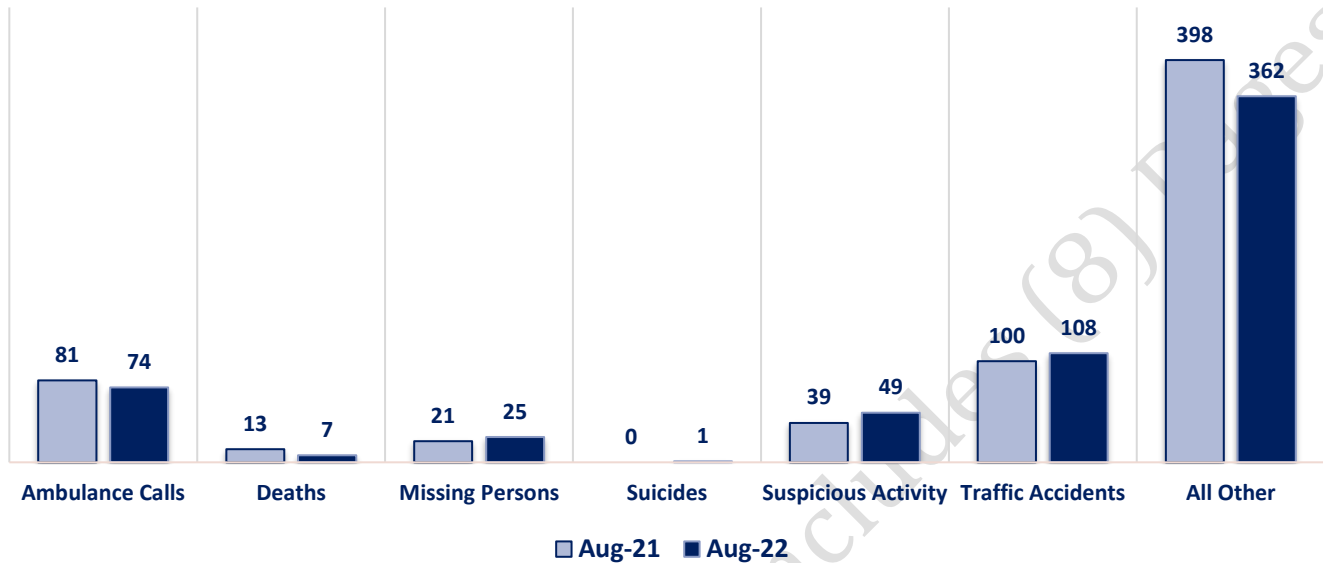
CompStat Offenses



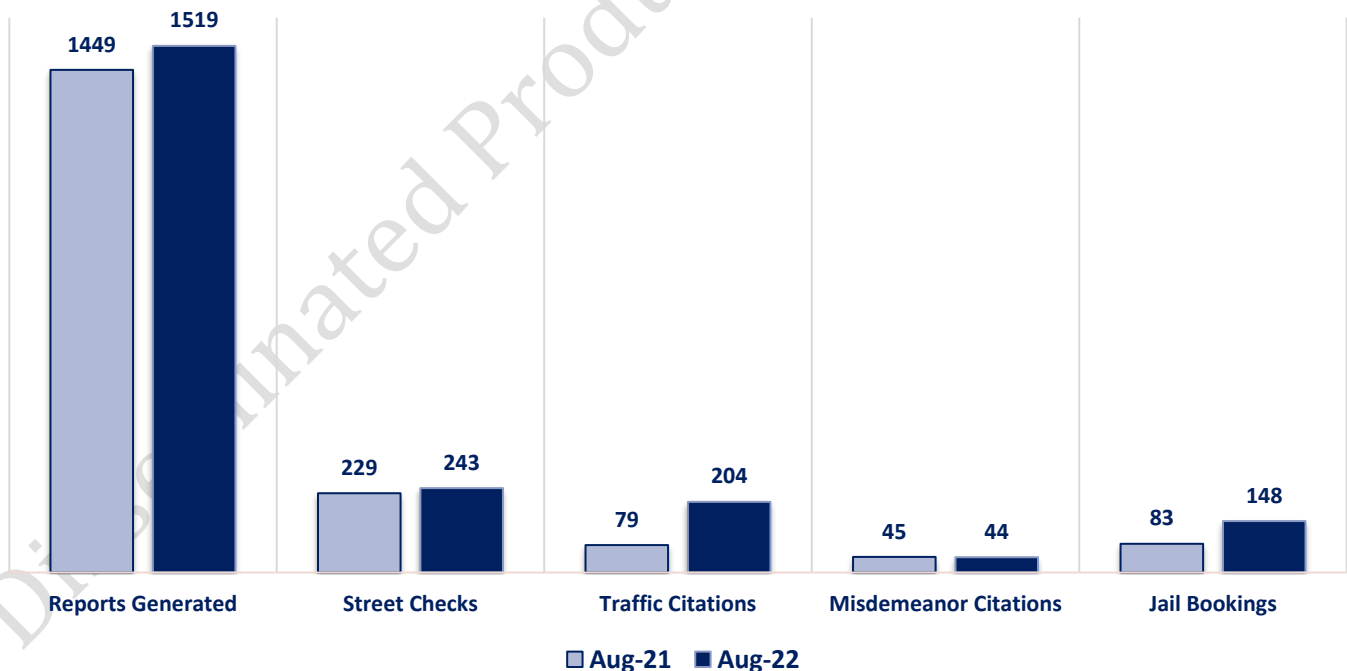
Extended CompStat Offenses



Non-UCR Offenses



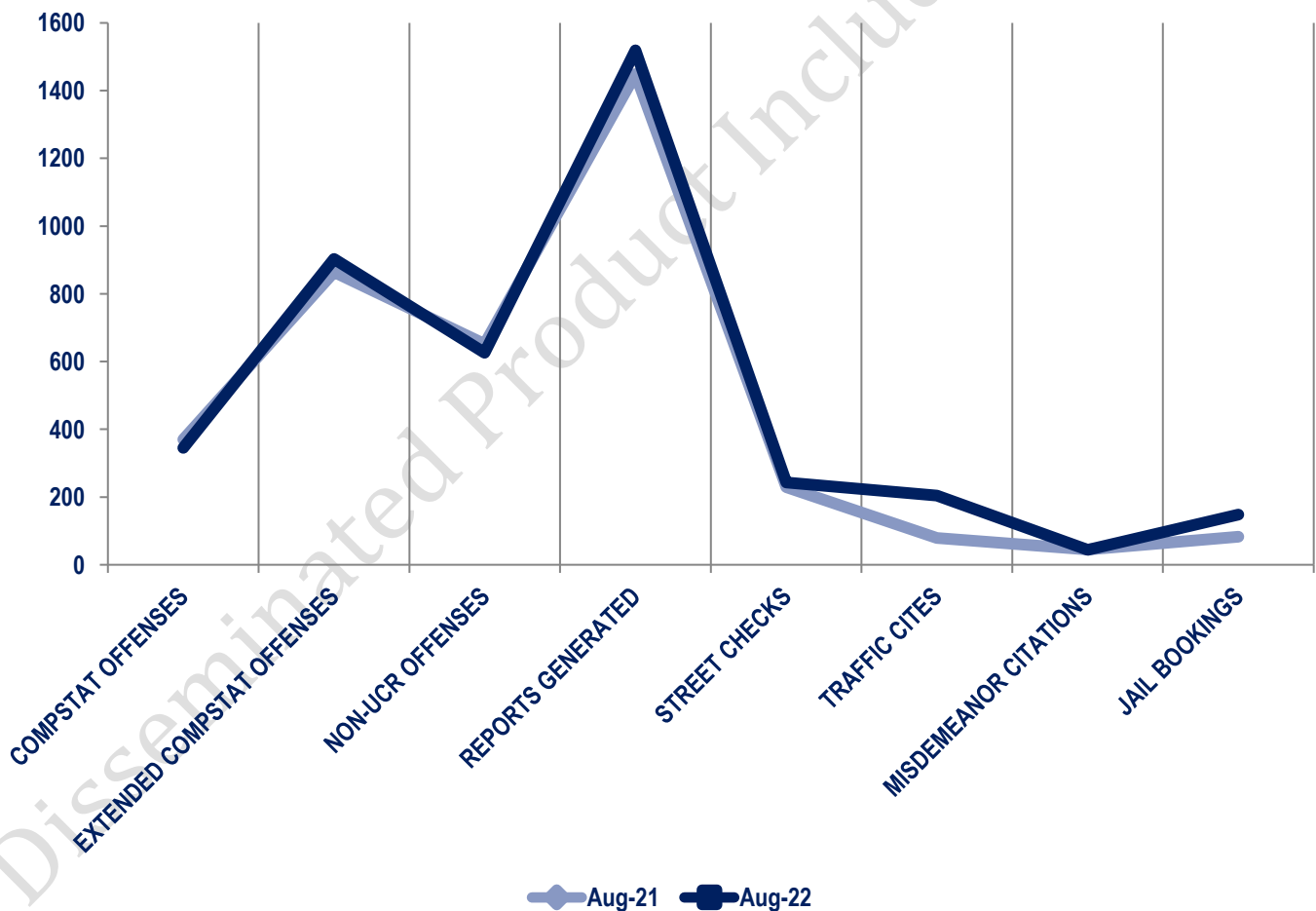
Other Event Totals



Combined Offense/Event Trends

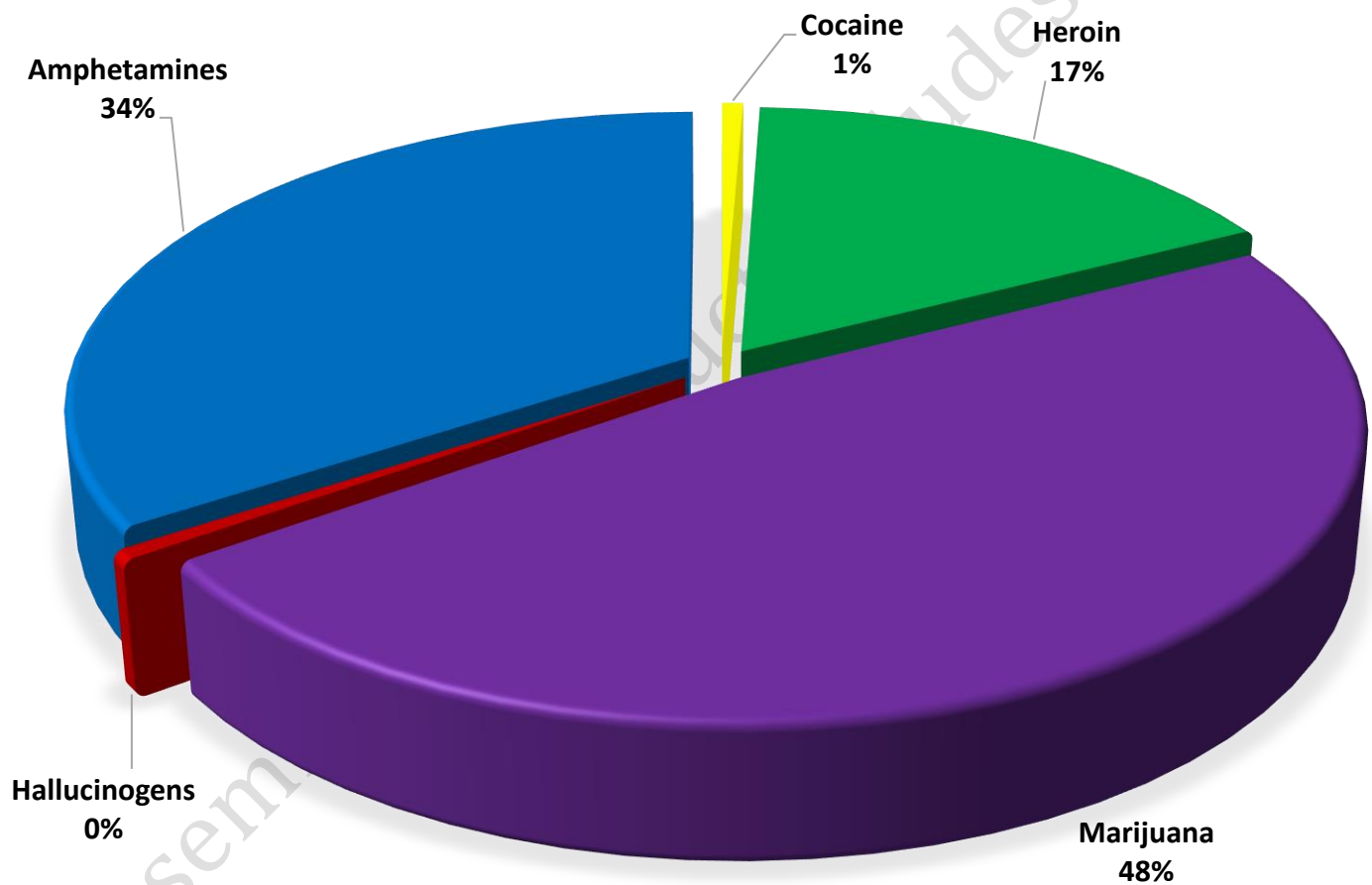
*Street checks include private impounds

	AUG 2021	AUG 2022
CompStat Offenses	370	345
Extended CompStat Offenses	864	903
Non-UCR Offenses	652	626
Reports Generated	1449	1519
Street Checks	229	243
Traffic Cites	79	204
Misdemeanor Citations	45	44
Jail Bookings	83	148

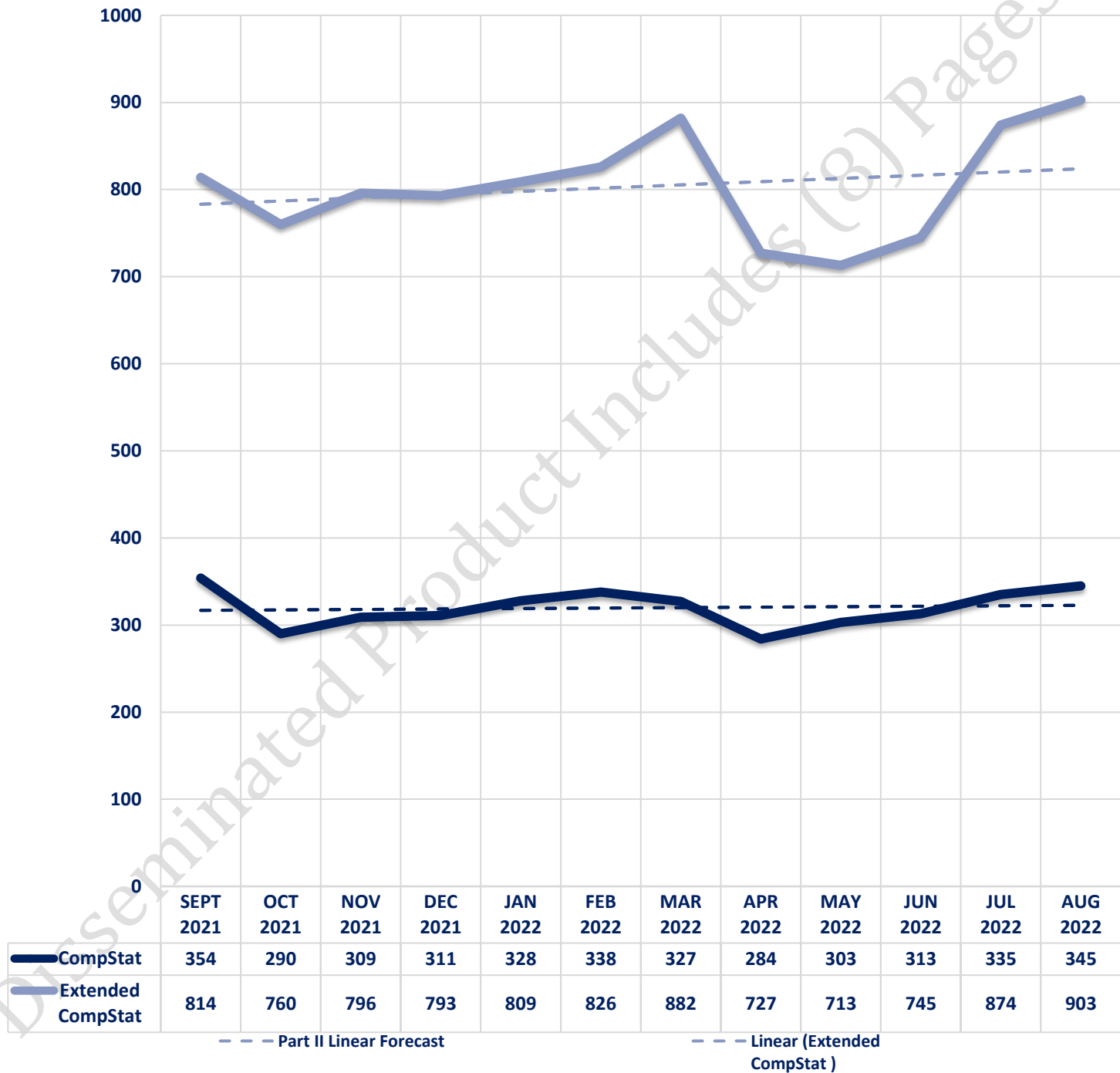


Seized Drugs

TYPE	DOSES	STREET VALUE
Cocaine	16.0	\$ 112.00
Heroin	421.0	\$ 3,136.45
Marijuana	1196.1	\$ 3,971.00
Hallucinogens	13.5	\$ 26.93
Amphetamines	856.6	\$ 5,996.20
TOTAL	2503.1	\$ 13,242.57



CompStat & Extended CompStat Offenses - One Year





CITY COUNCIL DISTRICT #4

MONTHLY OFFENSE SUMMARY

September 2022

These figures represent preliminary counts of original Police Incident Reports and include all offenses within the above listed City Council District only. Full statistical analysis to determine the confidence level of this data has not been performed. The results contained herein are approximate in relation to the listed area and may not fully coincide with data shown in other areas of SLCPD's Crime Statistics page such as Calls for Service, Crimes Trending, and Crime Reports due to and reflective of departmental procedures that were in place at the time the event occurred and the date this data was compiled. Results displayed are not distinguished as attempted or completed crimes, do not include other calls for police service, and only represent police service where a report was made. Police Incident Reports are classified by primary offense categories as defined by the Uniform Crime Reporting (UCR) system, however for this report all offenses are included, and each incident may have more than one offense listed on it. In cases where there is more than one offense listed, all offenses are counted individually. Although every reasonable verification effort is made, the accuracy of any data is subject to the constraints of the report generation process as well as the manner, format, and point in time of any query.

COMPSTAT OFFENSES: (Part I)

Chosen by the FBI as Part I Offenses because they are serious crimes that occur with regularity in all areas of the country and are likely to be reported to Police.

EXTENDED COMPSTAT OFFENSES: (Part II)

All other crimes other than the eight CompStat Offenses. The Uniform Crime Reporting Program gathers only arrest data for these offenses, however, SLCPD results displayed in this document display all of these, regardless of the presence of arrest data.

ALL OTHER OFFENSES:

Under the Extended CompStat Offense section, 'All Other Offenses' include Peeping Tom, Trespass, Kidnap/Abduction, Pornography, Extortion/Blackmail, Bribery, Warrants, Sexual Offenses, Obstruction, Public Peace, and Hit & Run.

NON-UCR OFFENSES:

Non-UCR Offenses include reports for all other offenses not classified as a CompStat or Extended CompStat Offense. Results displayed separate some of these offenses such as Ambulance Calls, Deaths, Missing Persons, Suicides, Suspicious Activity, and Traffic Accidents.

ALL OTHER NON-UCR:

Under the Non-UCR category, 'All Other' include the remainder of offenses not classified as CompStat or CompStat Extended and not separated from the Non-UCR Offenses. These include things such as Loud Parties, Barking Dogs, Mentally Ill Subjects, Citizen Assistance, etc.

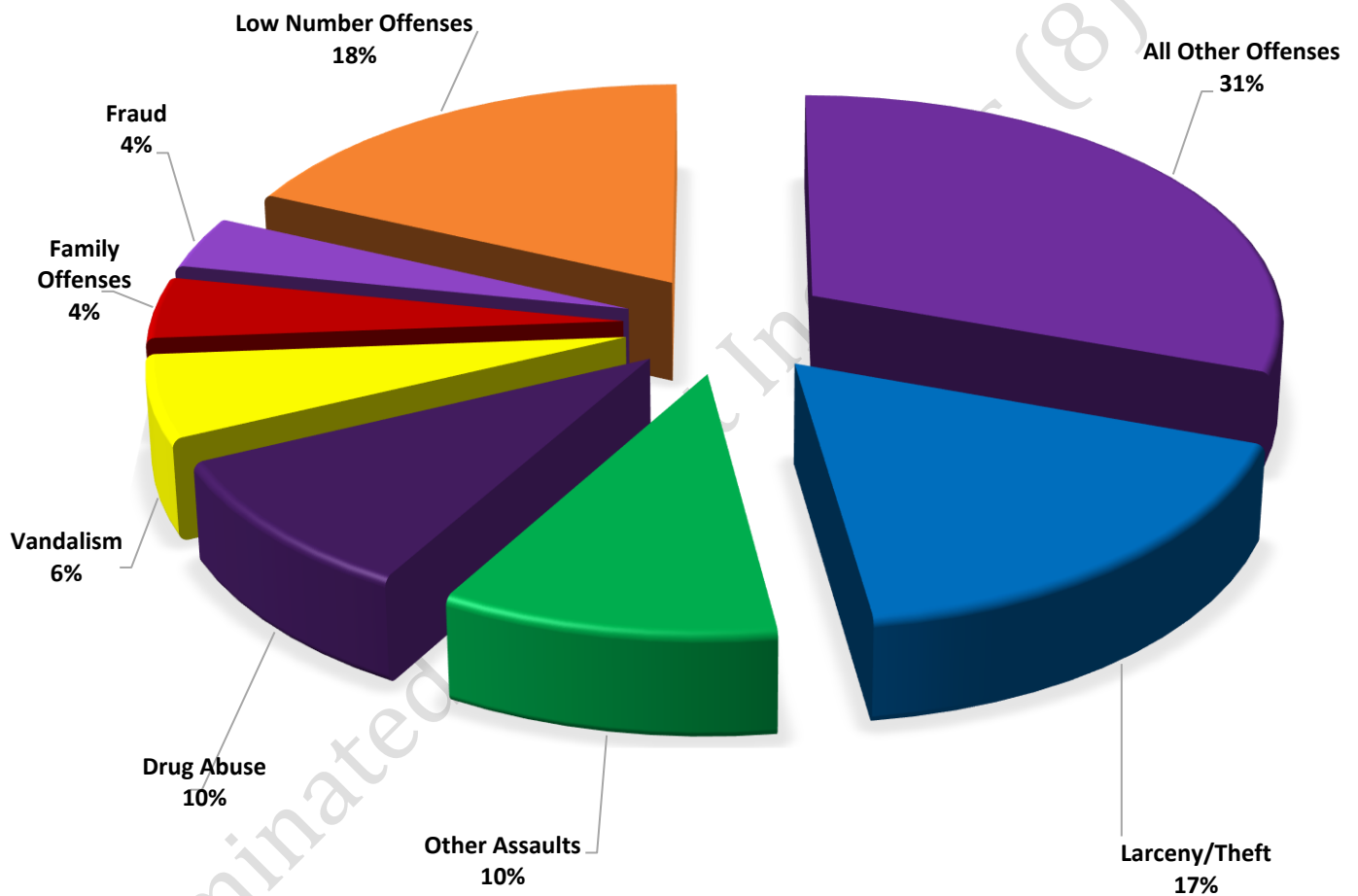
LOW NUMBER OFFENSES:

On page two, in the interest of space and allowing for easier viewing, the category titled 'Low Number Offenses' include CompStat and Extended CompStat Offenses from page one that have totals under the amount of 34.

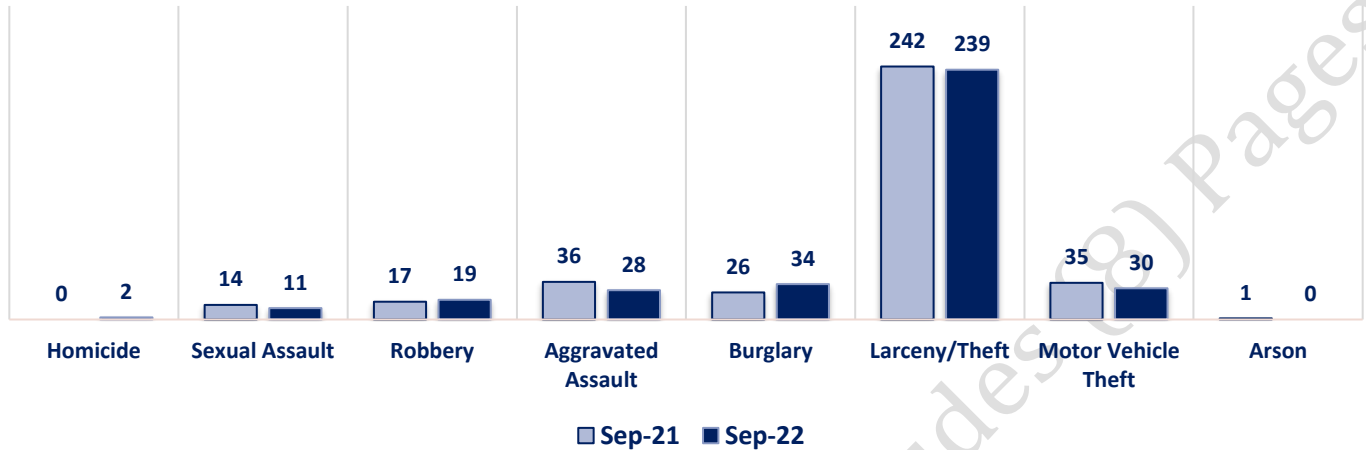
Offenses

COMPSTAT OFFENSES	VIOLENT	Offense	Sept-21	Sept-22	OFFENSE	Sept-21	Sept-22
		Homicide	0	2	Other Assaults	144	143
		Sexual Assault	14	11	Forgery/Counterfeiting	4	10
		Robbery	17	19	Fraud	59	51
	PROPERTY	Aggravated Assault	36	28	Embezzlement	0	0
		Burglary	26	34	Stolen Property	11	12
		Larceny/Theft	242	239	Vandalism	93	81
		Motor Vehicle Theft	35	30	Weapons	8	14
	Arson	1	0	Prostitution	1	0	
	COMPSTAT TOTALS	371	363	Sex Offenses	7	8	
	NON-UCR OFFENSES	Ambulance Calls	58	72	Drug Abuse	98	134
		Deaths	11	6	Gambling	0	0
Missing Persons		19	21	Family Offenses	52	60	
Suicides		1	0	DUI	10	18	
Suspicious Activity		39	37	Liquor Laws	2	3	
Traffic Accidents		107	108	Drunkenness	34	25	
All Other		336	401	Disorderly Conduct	39	33	
NON-UCR TOTALS		571	645	All Other Offenses	276	420	
TOTALS	COMPSTAT OFFENSES	371	363	Curfew/Loitering	0	3	
	EXTENDED COMPSTAT OFFENSES	838	1015	EXTENDED COMPSTAT TOTALS	838	1015	
	NON-UCR OFFENSES	571	645				
TOTAL		1780	2023				

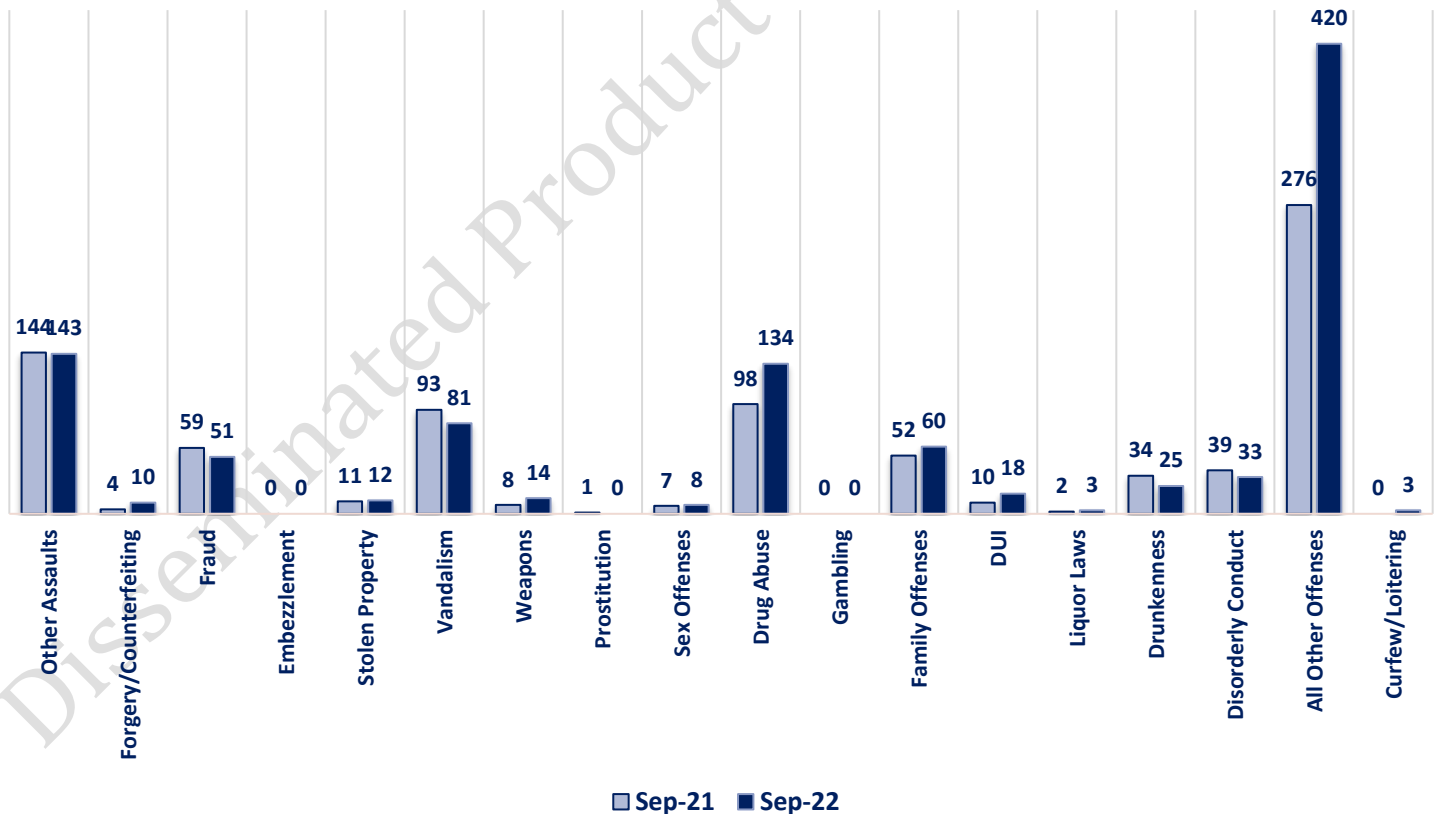
**SEPTEMBER 2022 - COMPSTAT AND EXTENDED COMPSTAT
OFFENSE PERCENTAGES**



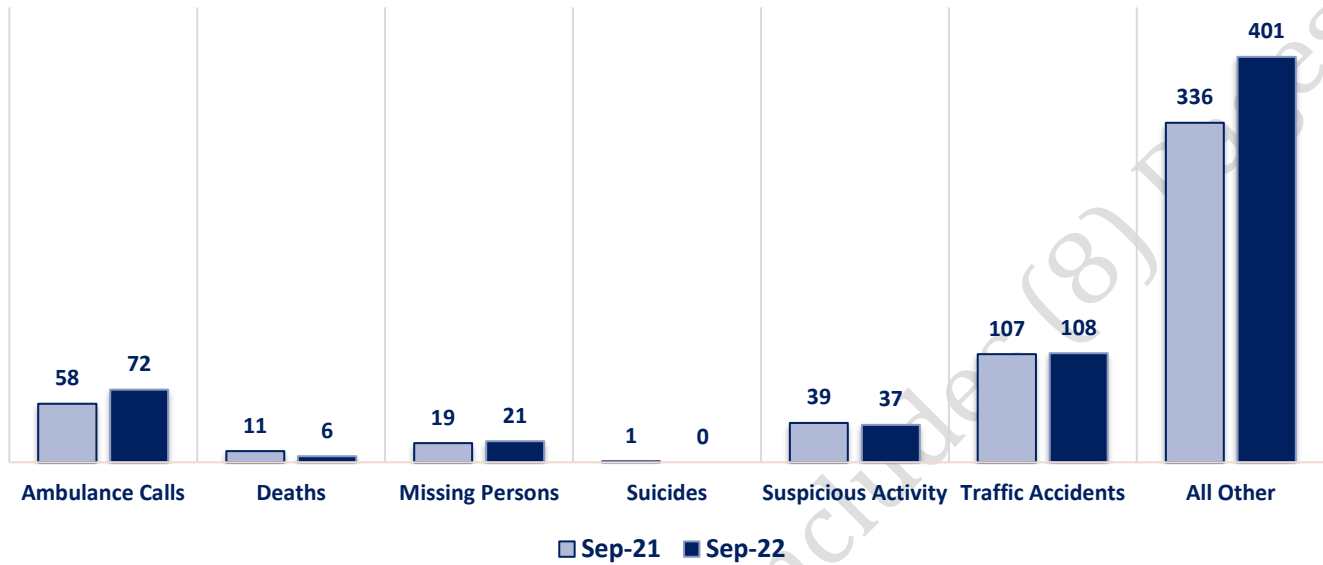
CompStat Offenses



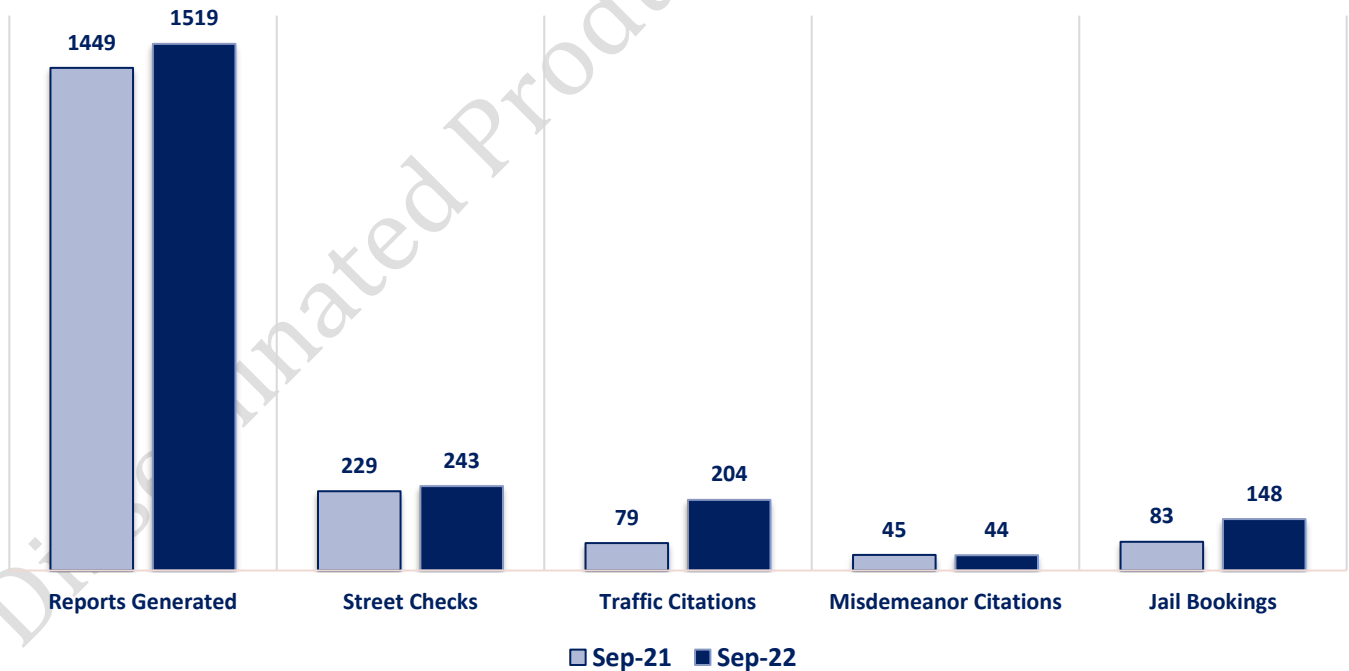
Extended CompStat Offenses



Non-UCR Offenses



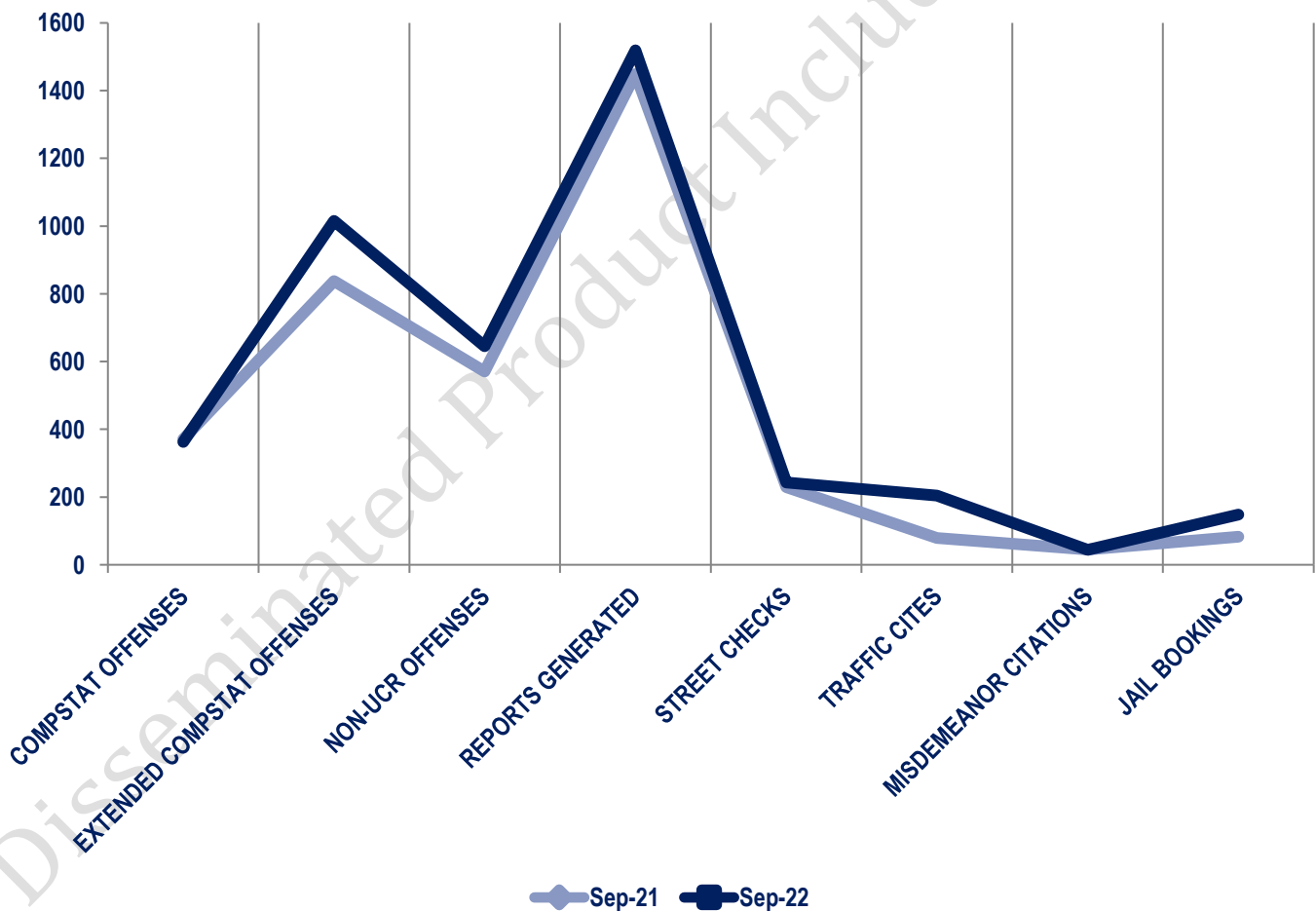
Other Event Totals



Combined Offense/Event Trends

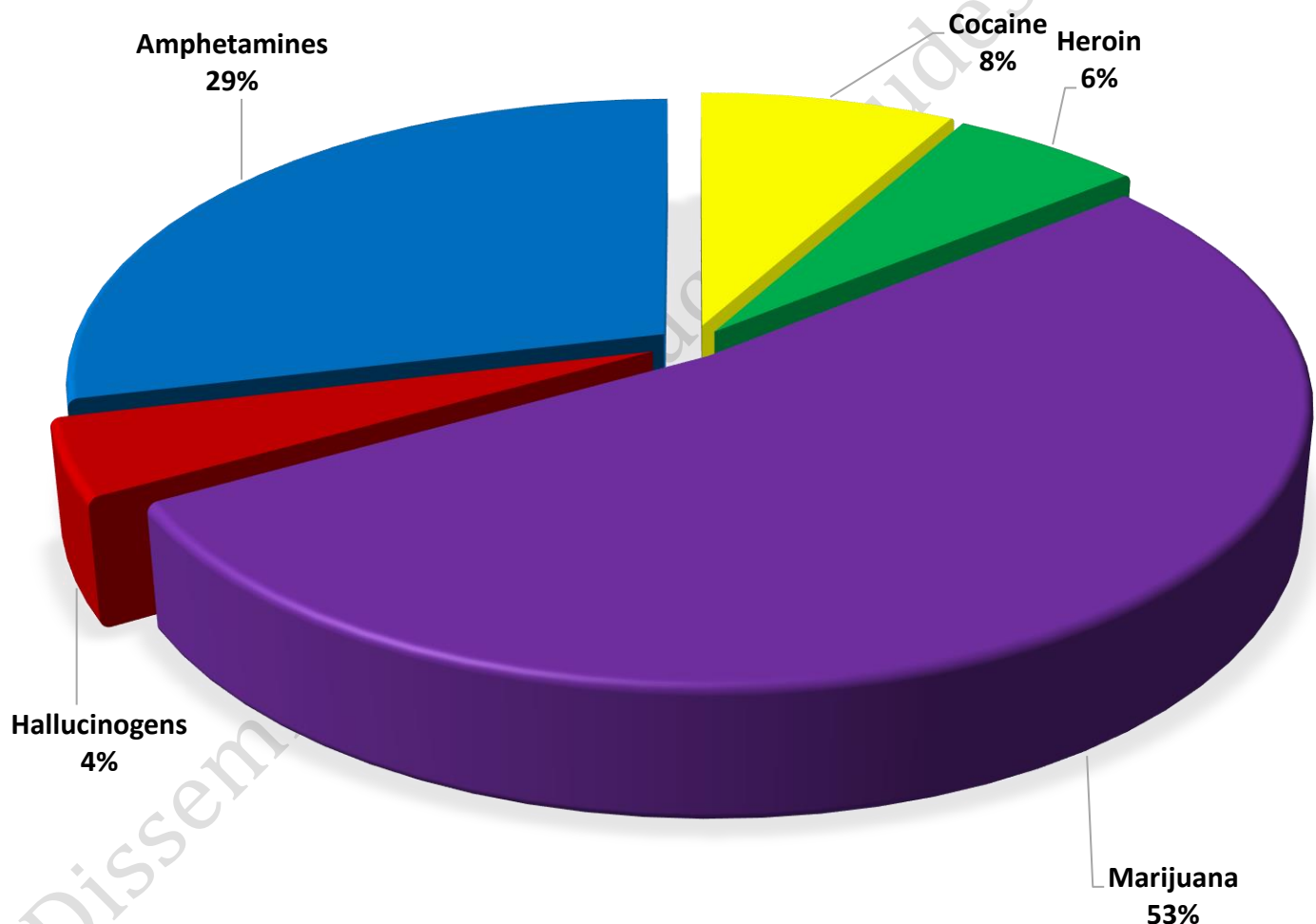
*Street checks include private impounds

	SEPT 2021	SEPT 2022
CompStat Offenses	371	363
Extended CompStat Offenses	838	1015
Non-UCR Offenses	571	645
Reports Generated	1449	1519
Street Checks	229	243
Traffic Cites	79	204
Misdemeanor Citations	45	44
Jail Bookings	83	148

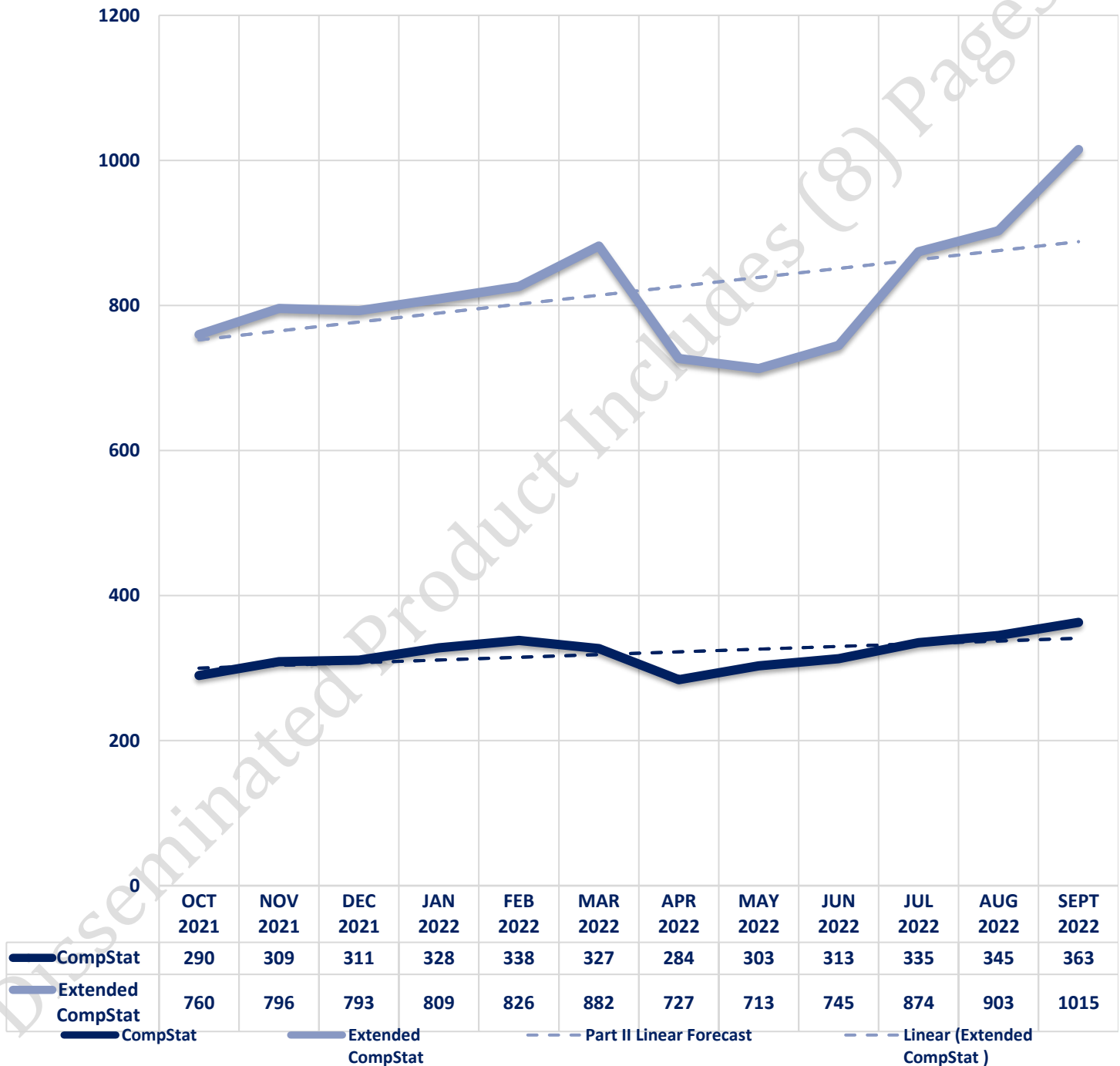


Seized Drugs

TYPE	DOSES	STREET VALUE
Cocaine	383.0	\$ 2,681.00
Heroin	285.1	\$ 2,123.62
Marijuana	2502.2	\$ 8,307.18
Hallucinogens	210.6	\$ 421.17
Amphetamines	1361.3	\$ 9,529.10
TOTAL	4742.1	\$ 23,062.07



CompStat & Extended CompStat Offenses - One Year





CITY COUNCIL DISTRICT #4

MONTHLY OFFENSE SUMMARY

October 2022

These figures represent preliminary counts of original Police Incident Reports and include all offenses within the above listed City Council District only. Full statistical analysis to determine the confidence level of this data has not been performed. The results contained herein are approximate in relation to the listed area and may not fully coincide with data shown in other areas of SLCPD's Crime Statistics page such as Calls for Service, Crimes Trending, and Crime Reports due to and reflective of departmental procedures that were in place at the time the event occurred and the date this data was compiled. Results displayed are not distinguished as attempted or completed crimes, do not include other calls for police service, and only represent police service where a report was made. Police Incident Reports are classified by primary offense categories as defined by the Uniform Crime Reporting (UCR) system, however for this report all offenses are included, and each incident may have more than one offense listed on it. In cases where there is more than one offense listed, all offenses are counted individually. Although every reasonable verification effort is made, the accuracy of any data is subject to the constraints of the report generation process as well as the manner, format, and point in time of any query.

COMPSTAT OFFENSES: (Part I)

Chosen by the FBI as Part I Offenses because they are serious crimes that occur with regularity in all areas of the country and are likely to be reported to Police.

EXTENDED COMPSTAT OFFENSES: (Part II)

All other crimes other than the eight CompStat Offenses. The Uniform Crime Reporting Program gathers only arrest data for these offenses, however, SLCPD results displayed in this document display all of these, regardless of the presence of arrest data.

ALL OTHER OFFENSES:

Under the Extended CompStat Offense section, 'All Other Offenses' include Peeping Tom, Trespass, Kidnap/Abduction, Pornography, Extortion/Blackmail, Bribery, Warrants, Sexual Offenses, Obstruction, Public Peace, and Hit & Run.

NON-UCR OFFENSES:

Non-UCR Offenses include reports for all other offenses not classified as a CompStat or Extended CompStat Offense. Results displayed separate some of these offenses such as Ambulance Calls, Deaths, Missing Persons, Suicides, Suspicious Activity, and Traffic Accidents.

ALL OTHER NON-UCR:

Under the Non-UCR category, 'All Other' include the remainder of offenses not classified as CompStat or CompStat Extended and not separated from the Non-UCR Offenses. These include things such as Loud Parties, Barking Dogs, Mentally Ill Subjects, Citizen Assistance, etc.

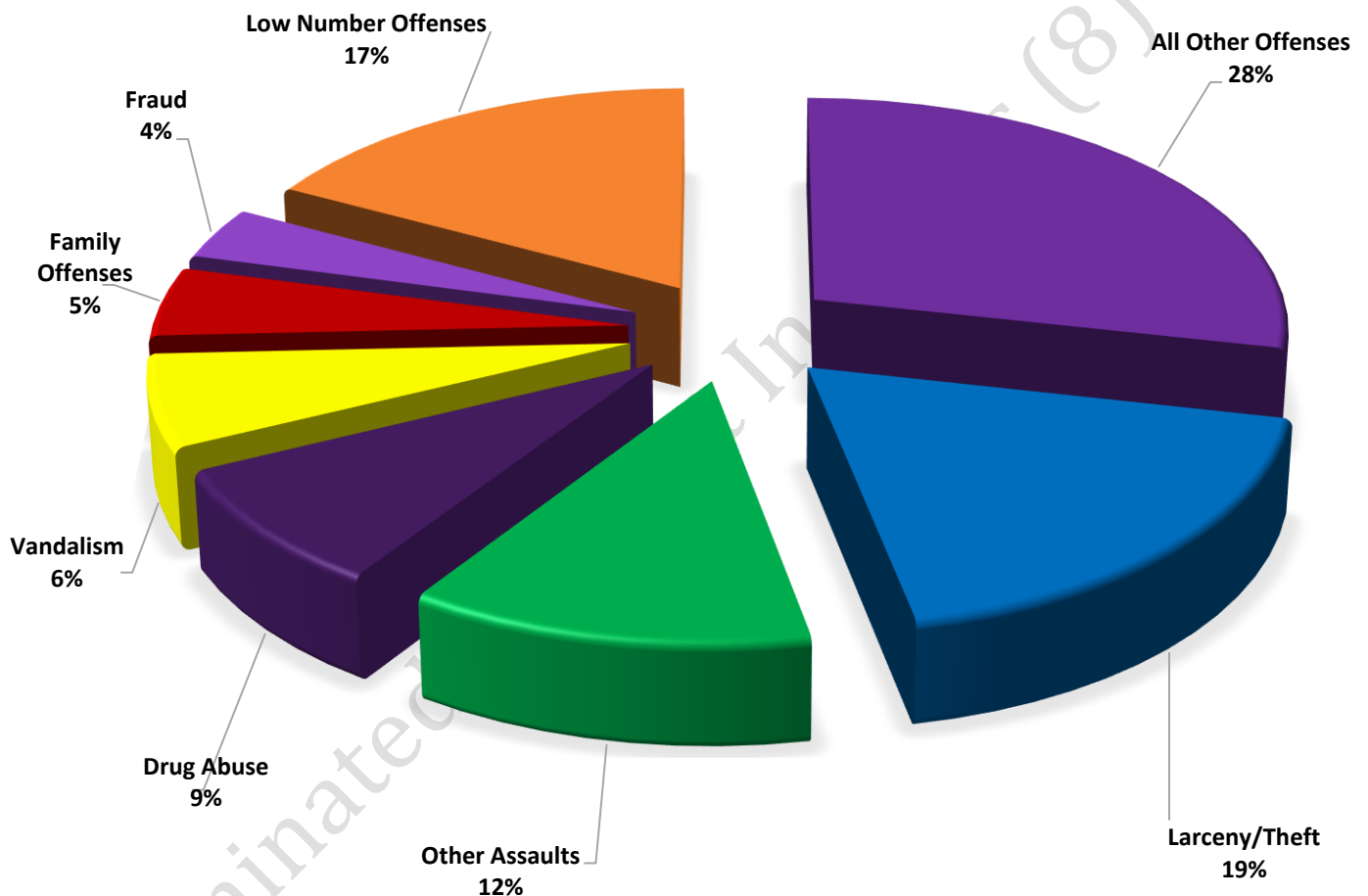
LOW NUMBER OFFENSES:

On page two, in the interest of space and allowing for easier viewing, the category titled 'Low Number Offenses' include CompStat and Extended CompStat Offenses from page one that have totals under the amount of 42.

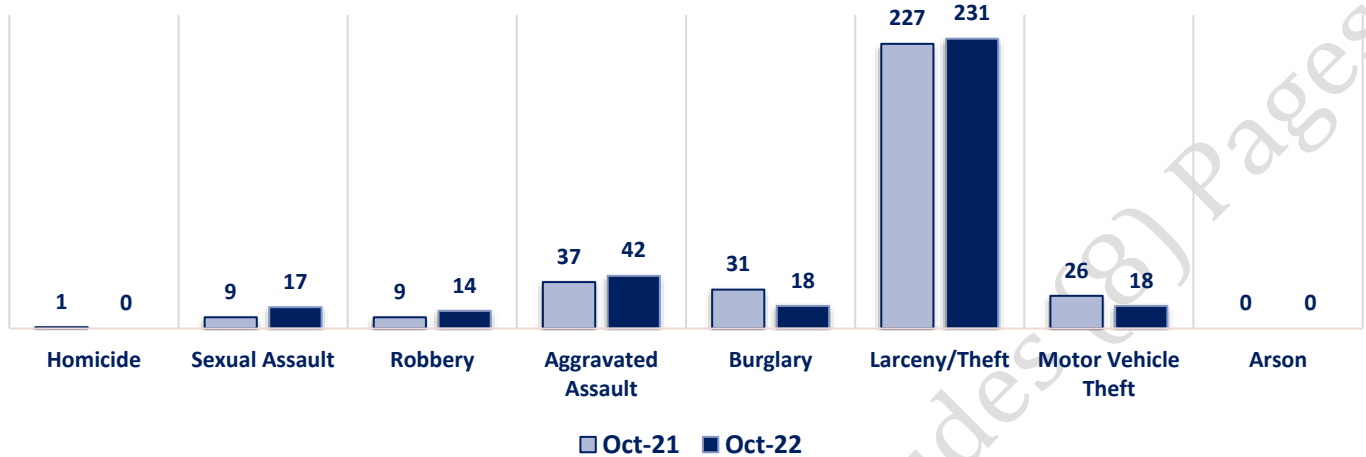
Offenses

COMPSTAT OFFENSES	VIOLENT	Offense	Oct-21	Oct-22	EXTENDED COMPSTAT OFFENSES
		Homicide	1	0	
		Sexual Assault	9	17	
		Robbery	9	14	
		Aggravated Assault	37	42	
		Burglary	31	18	
		Larceny/Theft	227	231	
		Motor Vehicle Theft	26	18	
		Arson	0	0	
NON-UCR OFFENSES	PROPERTY	COMPSTAT TOTALS	340	340	
		Ambulance Calls	54	67	
		Deaths	11	7	
		Missing Persons	19	21	
		Suicides	0	1	
		Suspicious Activity	47	35	
		Traffic Accidents	99	119	
		All Other	342	377	
		NON-UCR TOTALS	572	627	
TOTALS		COMPSTAT OFFENSES	340	340	
		EXTENDED COMPSTAT OFFENSES	875	908	
		NON-UCR OFFENSES	572	627	
		TOTAL	1787	1875	
		Other Assaults	153	154	
		Forgery/Counterfeiting	5	5	
		Fraud	39	46	
		Embezzlement	1	0	
		Stolen Property	7	5	
		Vandalism	97	81	
		Weapons	12	10	
		Prostitution	1	0	
		Sex Offenses	10	8	
		Drug Abuse	71	106	
		Gambling	0	0	
		Family Offenses	62	61	
		DUI	13	21	
		Liquor Laws	9	1	
		Drunkenness	37	26	
		Disorderly Conduct	32	29	
		All Other Offenses	325	355	
		Curfew/Loitering	1	0	
		EXTENDED COMPSTAT TOTALS	875	908	

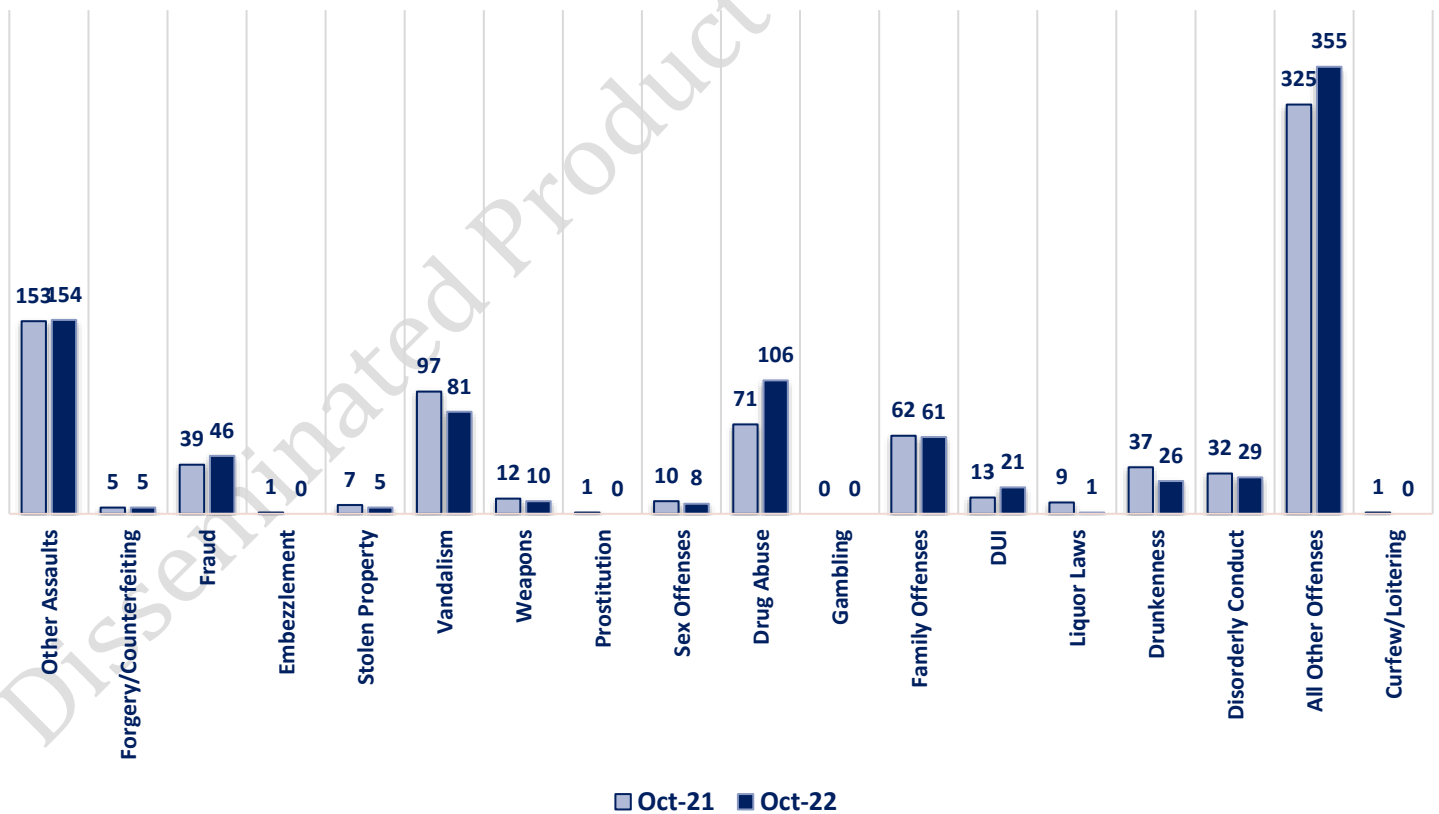
**OCTOBER 2022 - COMPSTAT AND EXTENDED COMPSTAT
OFFENSE PERCENTAGES**



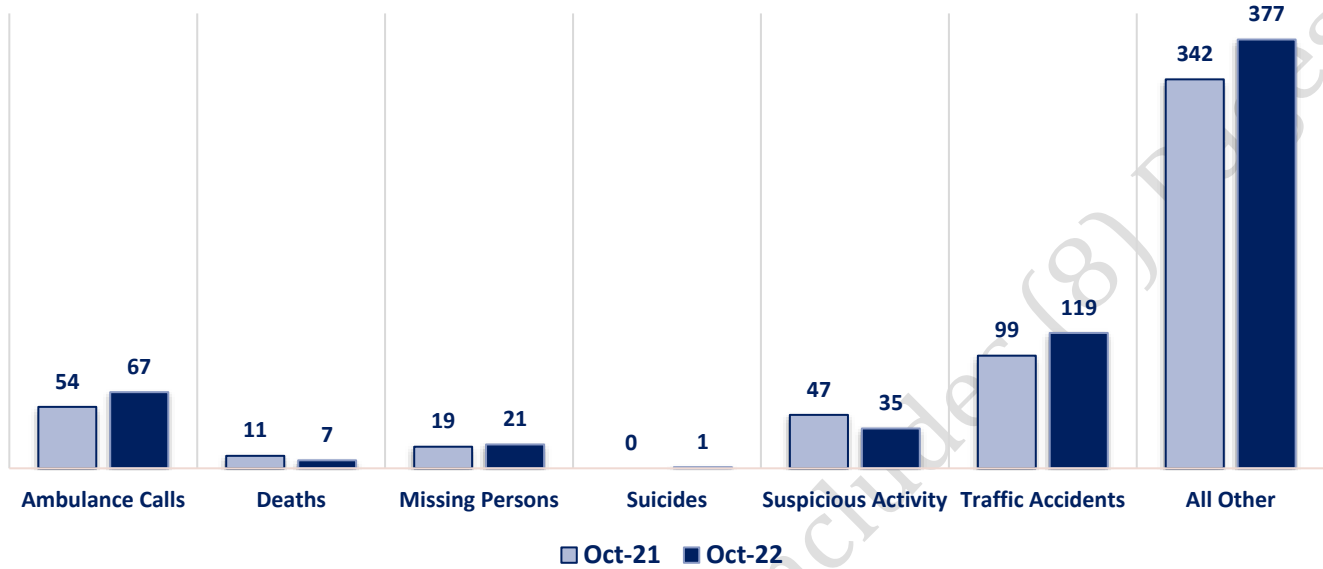
CompStat Offenses



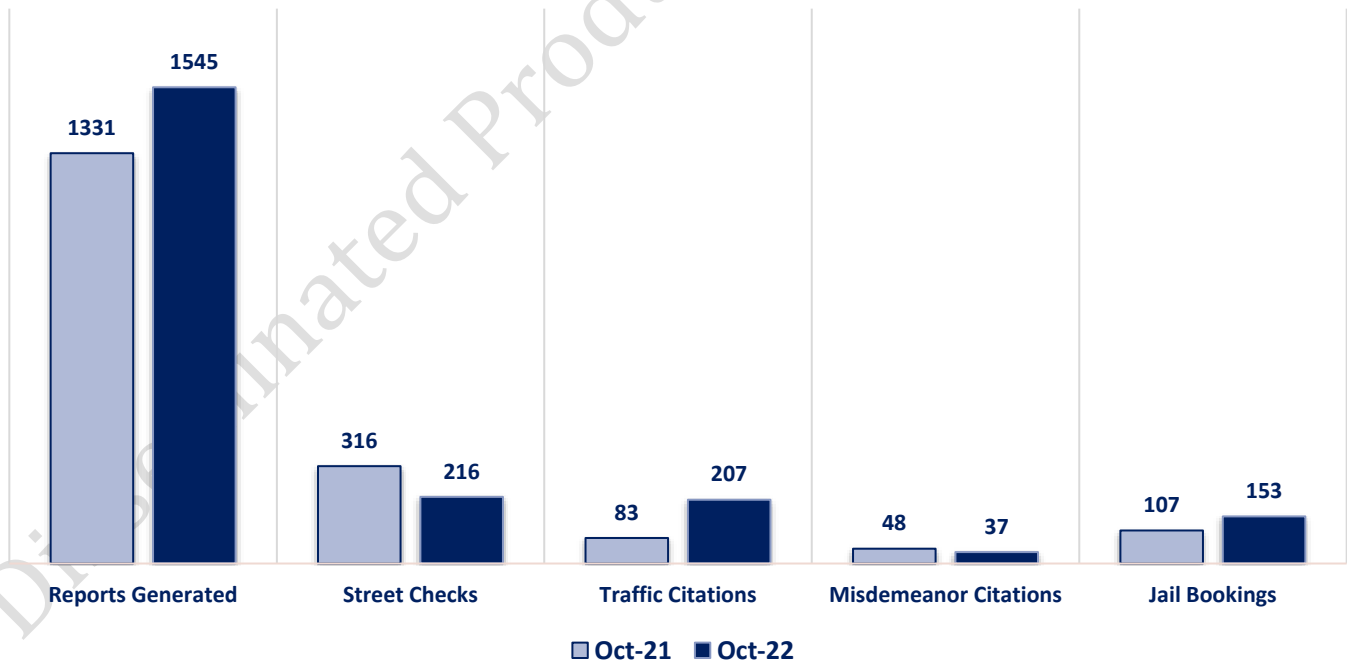
Extended CompStat Offenses



Non-UCR Offenses



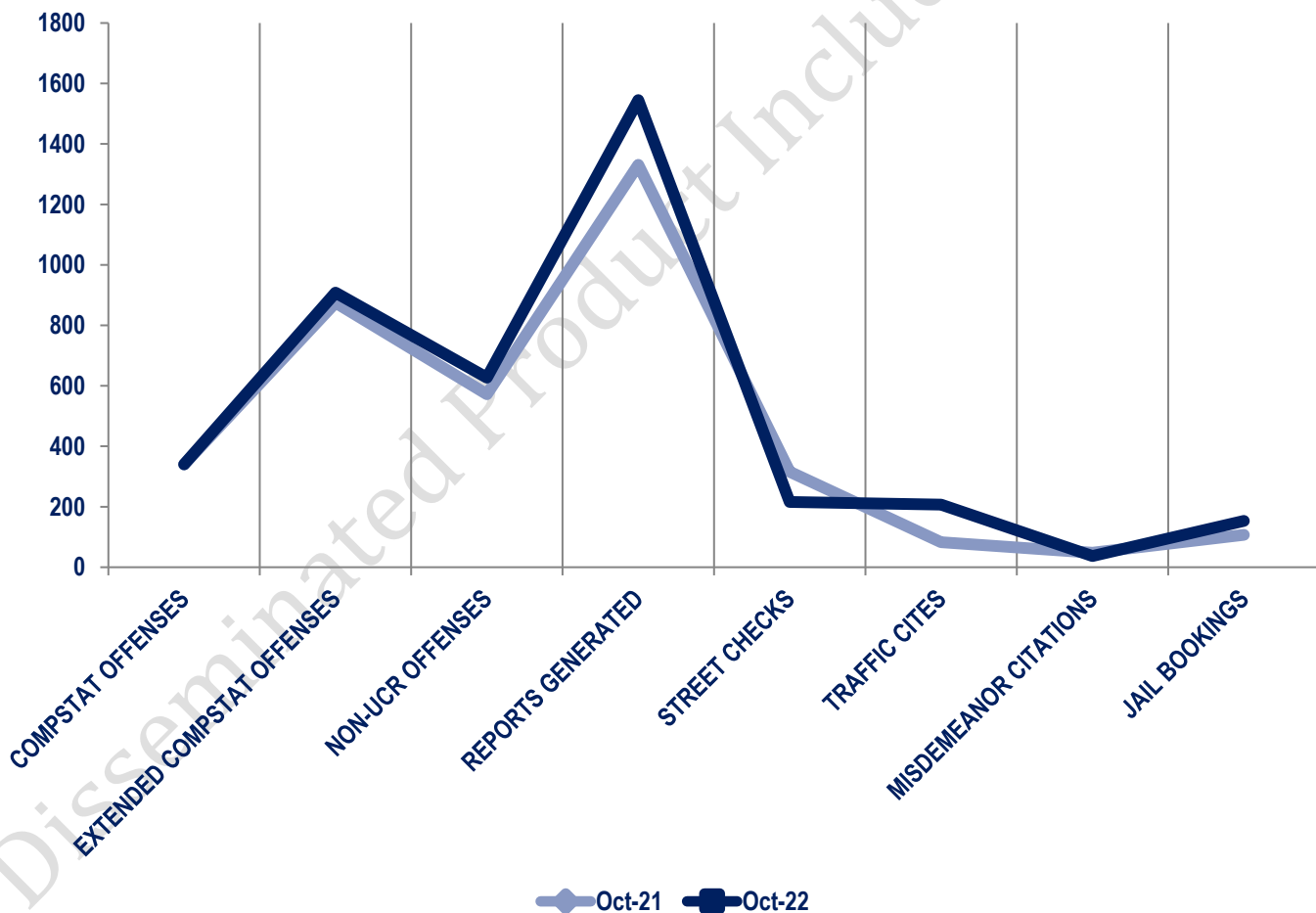
Other Event Totals



Combined Offense/Event Trends

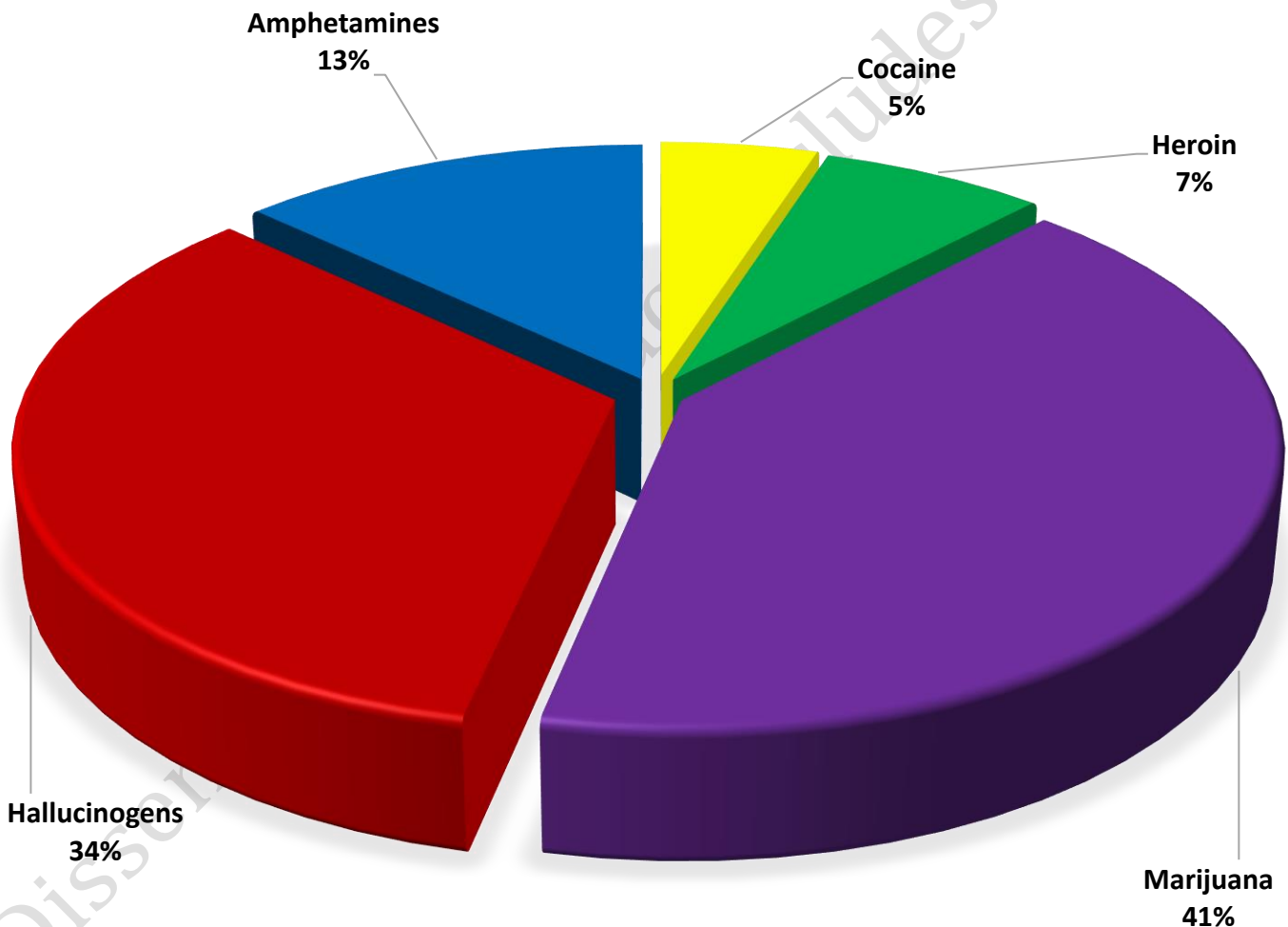
*Street checks include private impounds

	OCT 2021	OCT 2022
CompStat Offenses	340	340
Extended CompStat Offenses	875	908
Non-UCR Offenses	572	627
Reports Generated	1331	1545
Street Checks	316	216
Traffic Cites	83	207
Misdemeanor Citations	48	37
Jail Bookings	107	153

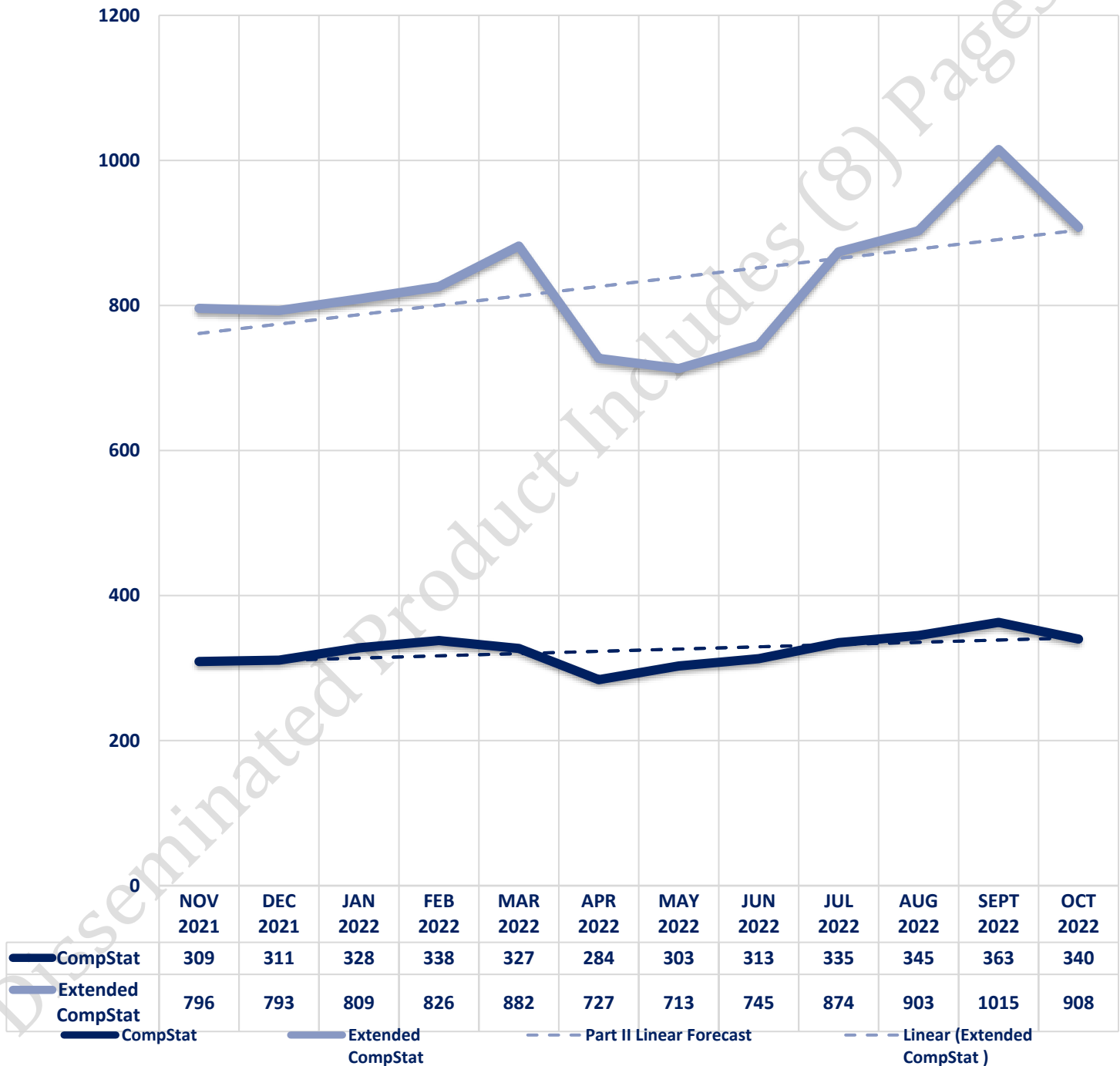


Seized Drugs

TYPE	DOSES	STREET VALUE
Cocaine	273.0	\$ 1,911.00
Heroin	387.0	\$ 2,883.15
Marijuana	2264.8	\$ 7,519.21
Hallucinogens	1846.1	\$ 3,692.26
Amphetamines	711.0	\$ 4,977.00
TOTAL	5482.0	\$ 20,982.62



CompStat & Extended CompStat Offenses - One Year





CITY COUNCIL DISTRICT #4

MONTHLY OFFENSE SUMMARY

November 2022

These figures represent preliminary counts of original Police Incident Reports and include all offenses within the above listed City Council District only. Full statistical analysis to determine the confidence level of this data has not been performed. The results contained herein are approximate in relation to the listed area and may not fully coincide with data shown in other areas of SLCPD's Crime Statistics page such as Calls for Service, Crimes Trending, and Crime Reports due to and reflective of departmental procedures that were in place at the time the event occurred and the date this data was compiled. Results displayed are not distinguished as attempted or completed crimes, do not include other calls for police service, and only represent police service where a report was made. Police Incident Reports are classified by primary offense categories as defined by the Uniform Crime Reporting (UCR) system, however for this report all offenses are included, and each incident may have more than one offense listed on it. In cases where there is more than one offense listed, all offenses are counted individually. Although every reasonable verification effort is made, the accuracy of any data is subject to the constraints of the report generation process as well as the manner, format, and point in time of any query.

COMPSTAT OFFENSES: (Part I)

Chosen by the FBI as Part I Offenses because they are serious crimes that occur with regularity in all areas of the country and are likely to be reported to Police.

EXTENDED COMPSTAT OFFENSES: (Part II)

All other crimes other than the eight CompStat Offenses. The Uniform Crime Reporting Program gathers only arrest data for these offenses, however, SLCPD results displayed in this document display all of these, regardless of the presence of arrest data.

ALL OTHER OFFENSES:

Under the Extended CompStat Offense section, 'All Other Offenses' include Peeping Tom, Trespass, Kidnap/Abduction, Pornography, Extortion/Blackmail, Bribery, Warrants, Sexual Offenses, Obstruction, Public Peace, and Hit & Run.

NON-UCR OFFENSES:

Non-UCR Offenses include reports for all other offenses not classified as a CompStat or Extended CompStat Offense. Results displayed separate some of these offenses such as Ambulance Calls, Deaths, Missing Persons, Suicides, Suspicious Activity, and Traffic Accidents.

ALL OTHER NON-UCR:

Under the Non-UCR category, 'All Other' include the remainder of offenses not classified as CompStat or CompStat Extended and not separated from the Non-UCR Offenses. These include things such as Loud Parties, Barking Dogs, Mentally Ill Subjects, Citizen Assistance, etc.

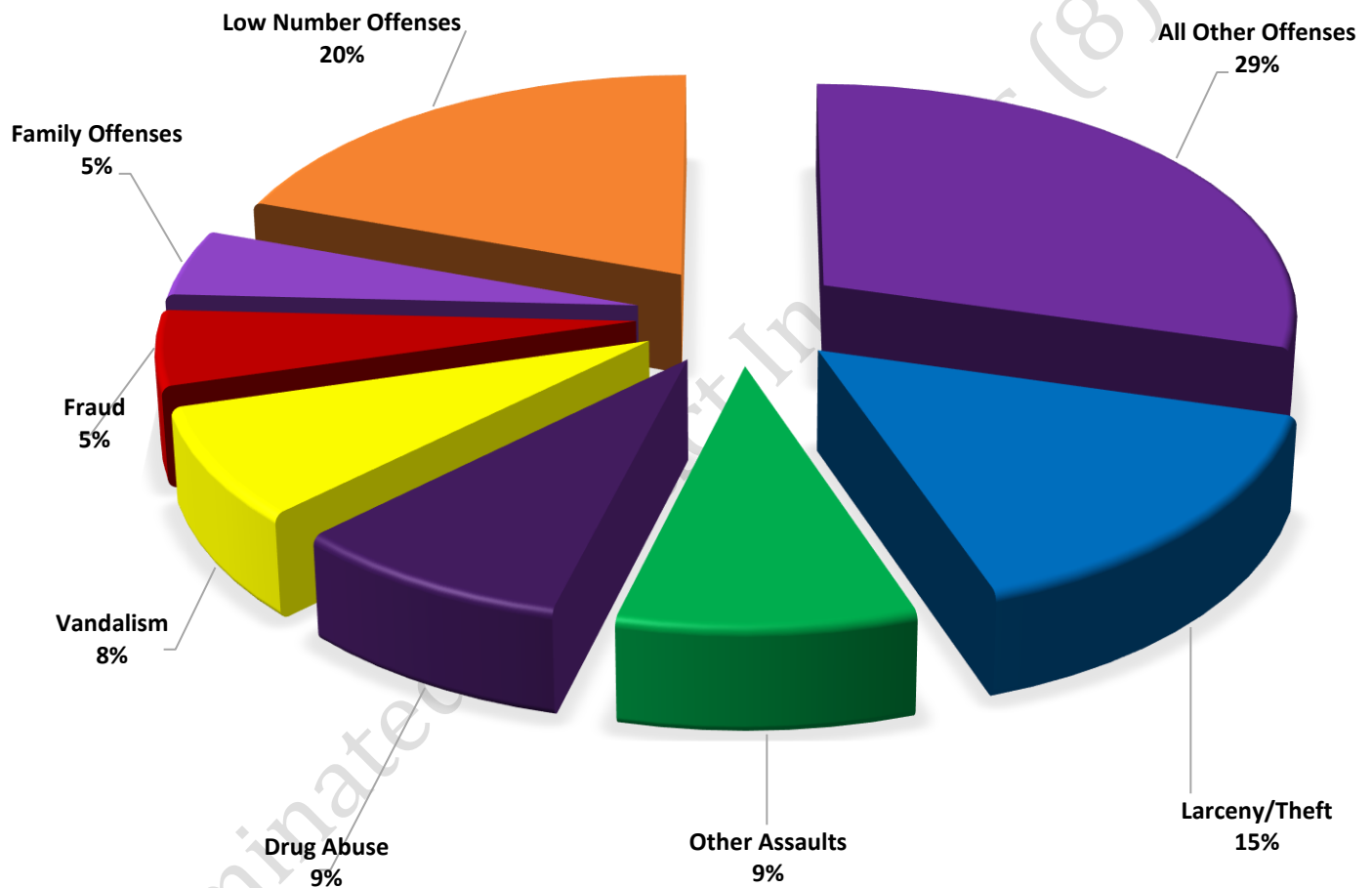
LOW NUMBER OFFENSES:

On page two, in the interest of space and allowing for easier viewing, the category titled 'Low Number Offenses' include CompStat and Extended CompStat Offenses from page one that have totals under the amount of 33.

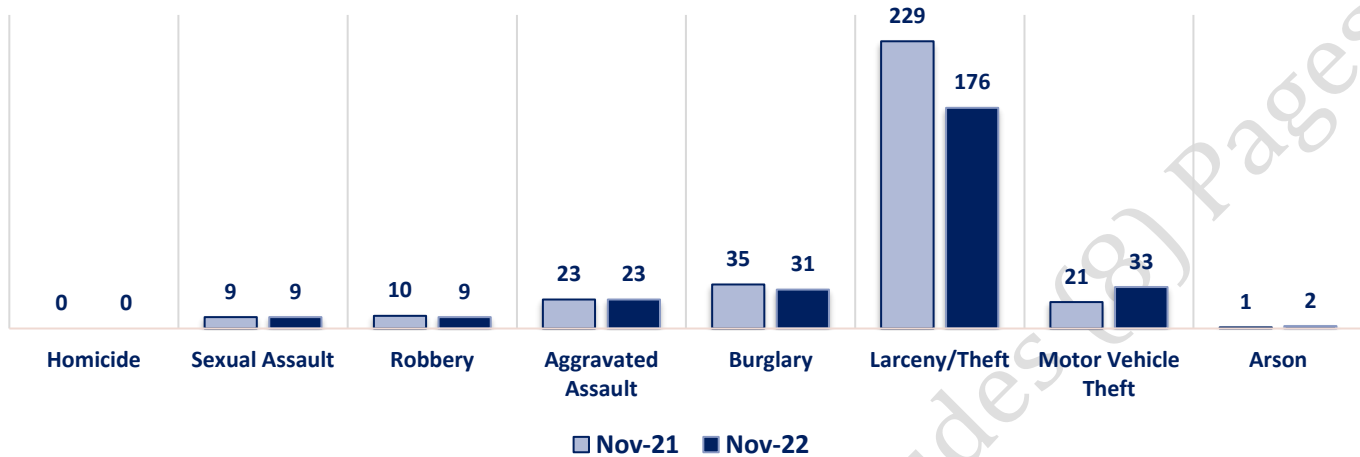
Offenses

COMPSTAT OFFENSES	VIOLENT	Offense	Nov-21	Nov-22	EXTENDED COMPSTAT OFFENSES
		Homicide	0	0	
		Sexual Assault	9	9	
		Robbery	10	9	
		Aggravated Assault	23	23	
		Burglary	35	31	
		Larceny/Theft	229	176	
		Motor Vehicle Theft	21	33	
		Arson	1	2	
NON-UCR OFFENSES	PROPERTY	COMPSTAT TOTALS	328	283	
		Ambulance Calls	62	52	
		Deaths	11	10	
		Missing Persons	18	19	
		Suicides	1	1	
		Suspicious Activity	54	37	
		Traffic Accidents	110	125	
		All Other	394	396	
		NON-UCR TOTALS	650	640	
TOTALS		COMPSTAT OFFENSES	328	283	
		EXTENDED COMPSTAT OFFENSES	845	865	
		NON-UCR OFFENSES	650	640	
		TOTAL	1823	1788	

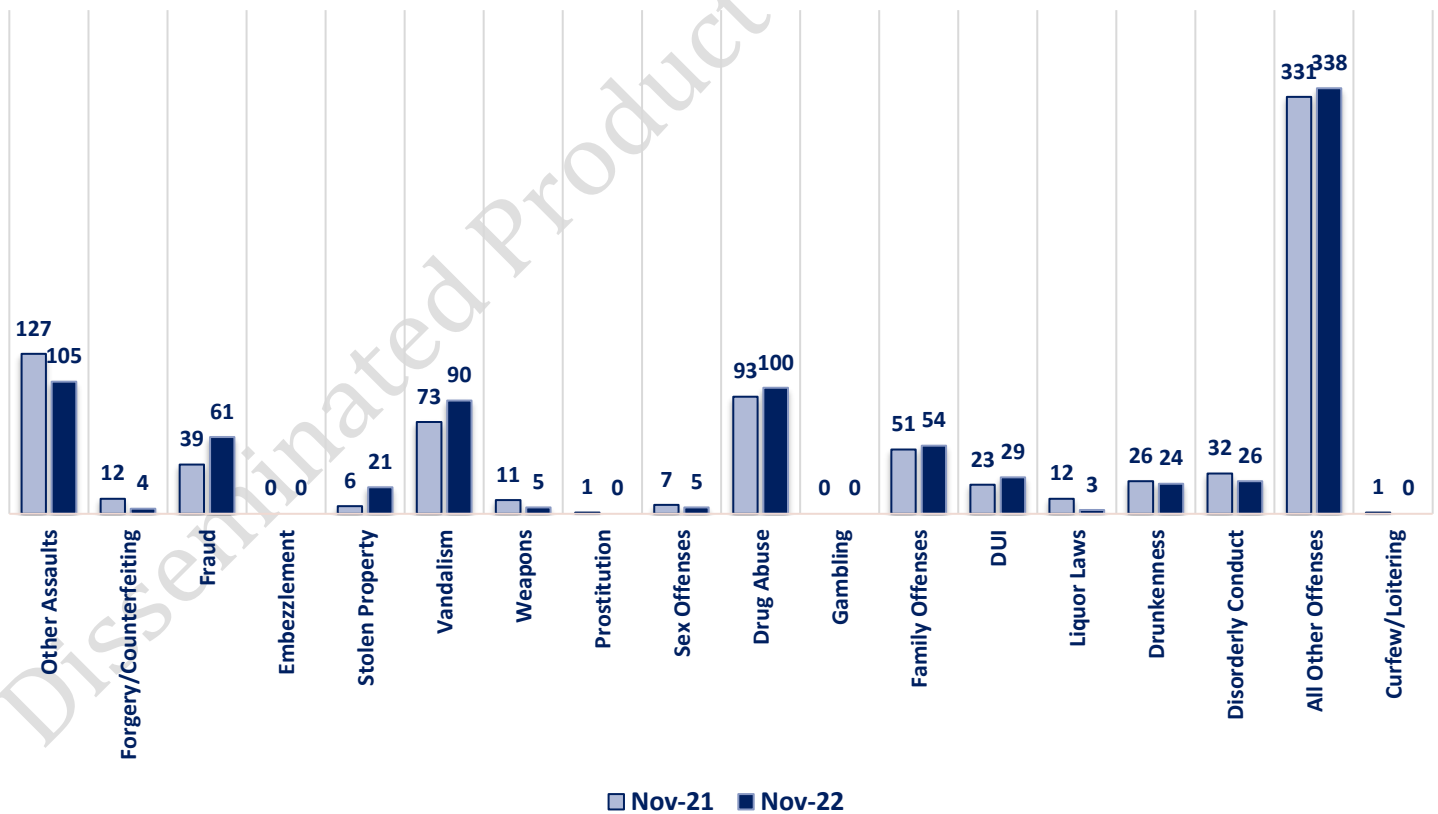
**NOVEMBER 2022 - COMPSTAT AND EXTENDED COMPSTAT
OFFENSE PERCENTAGES**



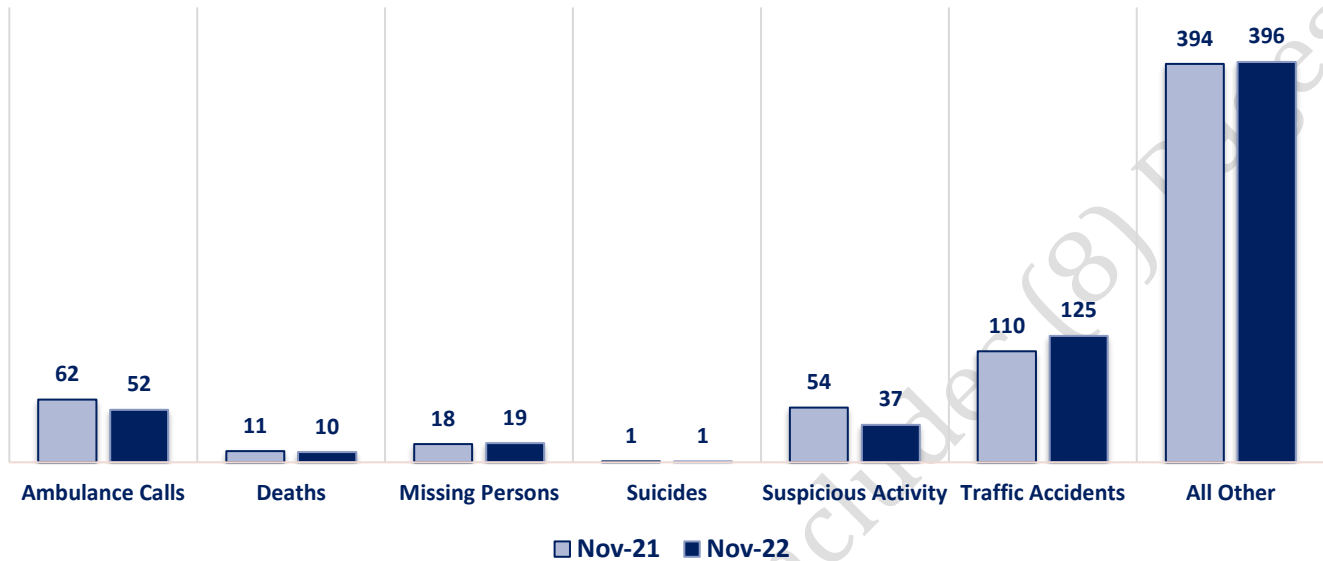
CompStat Offenses



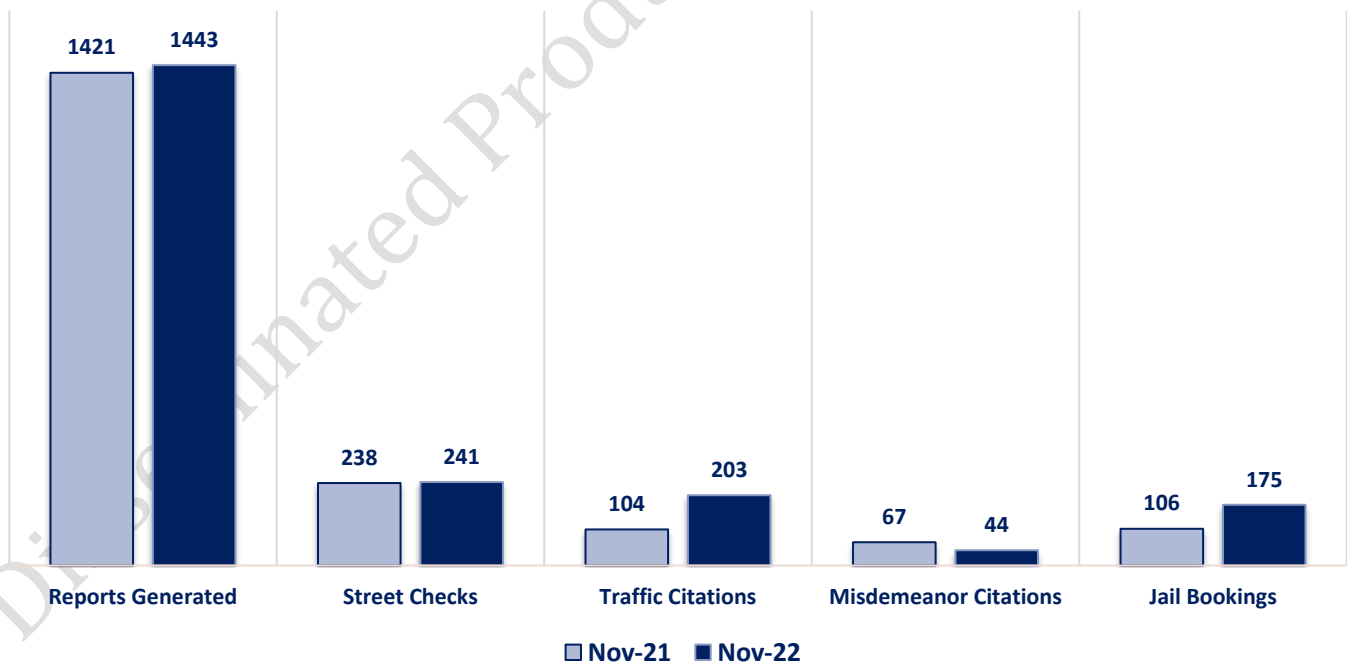
Extended CompStat Offenses



Non-UCR Offenses



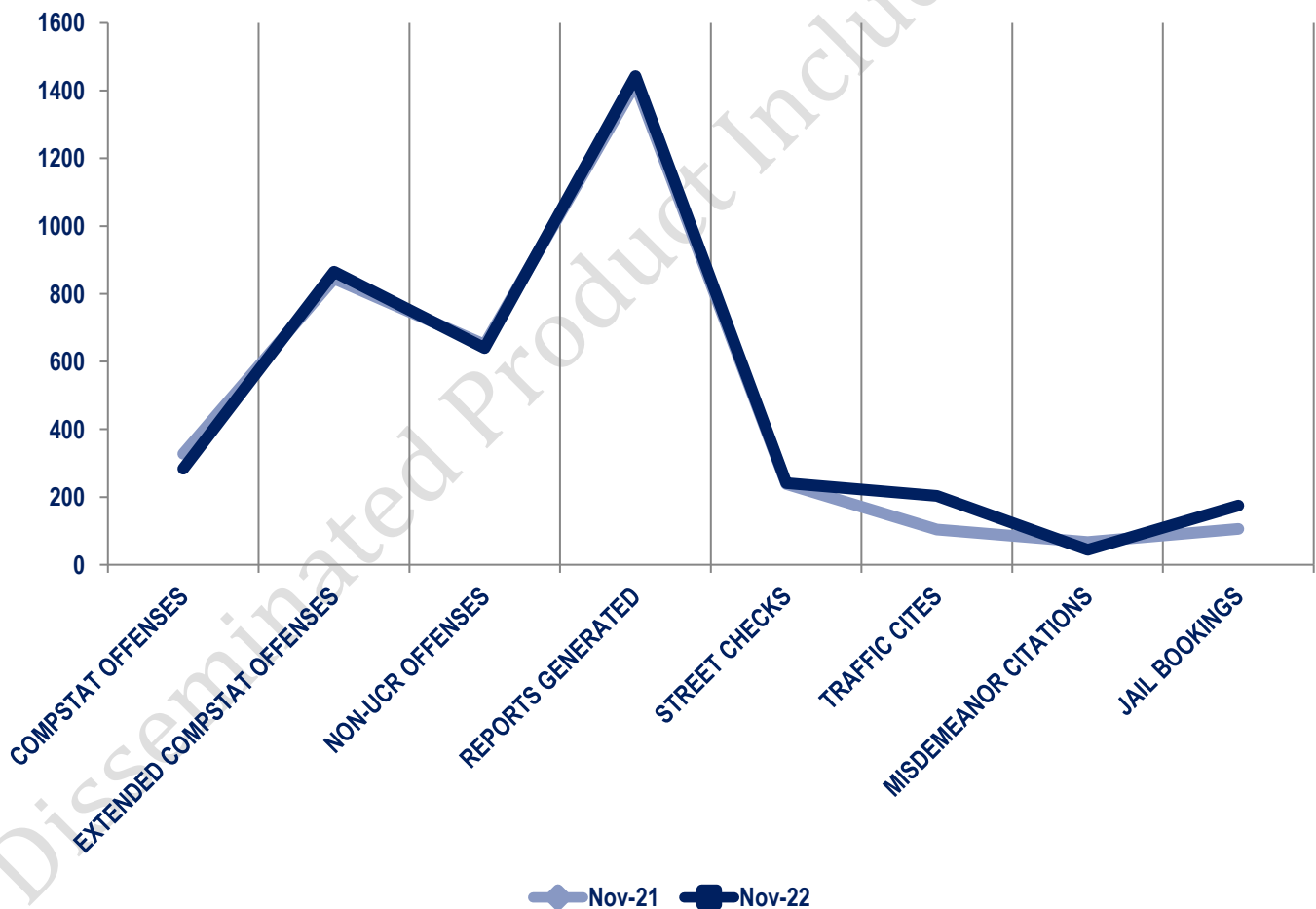
Other Event Totals



Combined Offense/Event Trends

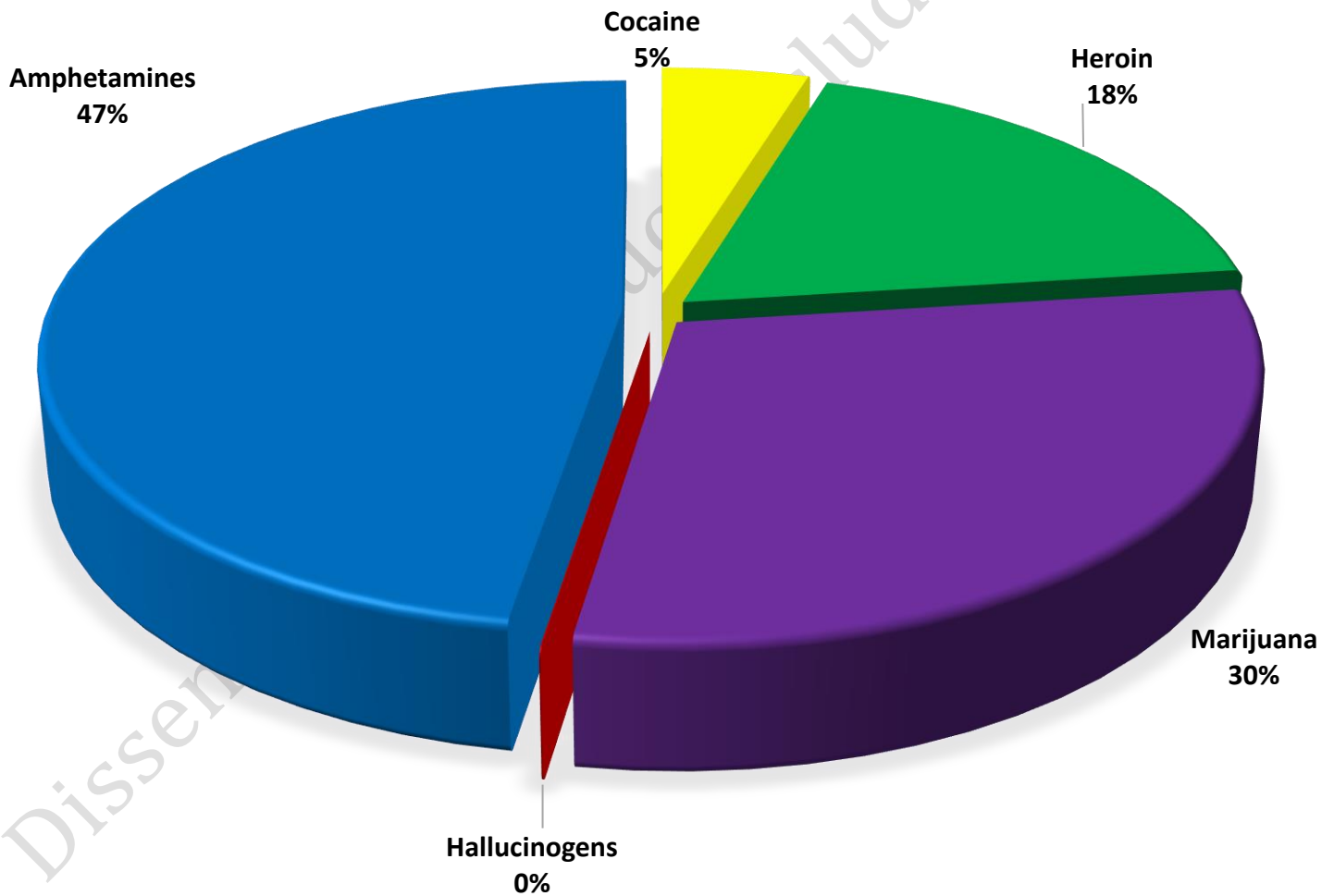
*Street checks include private impounds

	NOV 2021	NOV 2022
CompStat Offenses	328	283
Extended CompStat Offenses	845	865
Non-UCR Offenses	650	640
Reports Generated	1421	1443
Street Checks	238	241
Traffic Cites	104	203
Misdemeanor Citations	67	44
Jail Bookings	106	175

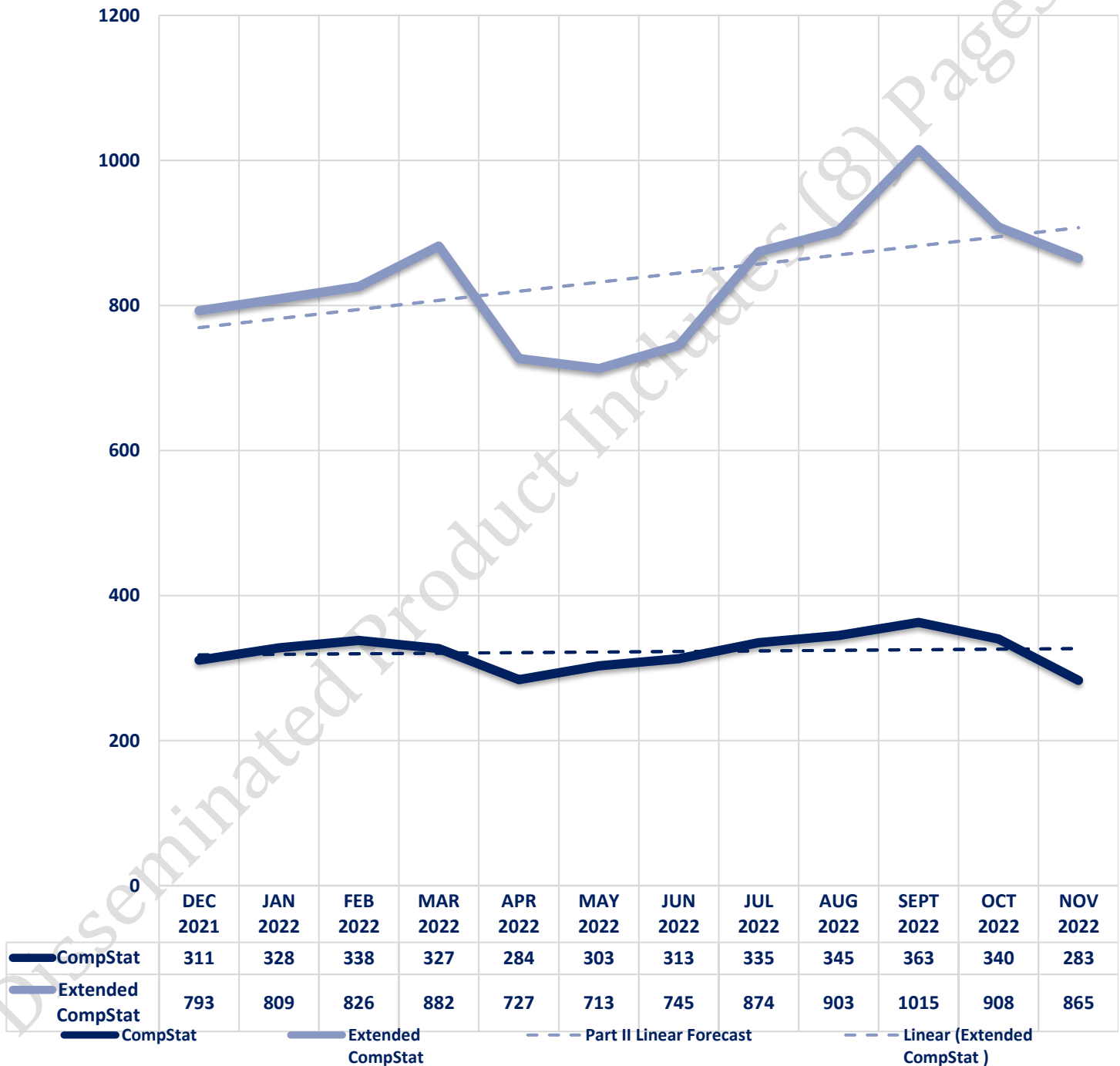


Seized Drugs

TYPE	DOSES	STREET VALUE
Cocaine	125.0	\$ 875.00
Heroin	476.0	\$ 3,546.20
Marijuana	770.6	\$ 2,558.27
Hallucinogens	0.9	\$ 1.76
Amphetamines	1239.0	\$ 8,673.00
TOTAL	2611.4	\$ 15,654.23



CompStat & Extended CompStat Offenses - One Year





CITY COUNCIL DISTRICT #4

MONTHLY OFFENSE SUMMARY

December 2022

These figures represent preliminary counts of original Police Incident Reports and include all offenses within the above listed City Council District only. Full statistical analysis to determine the confidence level of this data has not been performed. The results contained herein are approximate in relation to the listed area and may not fully coincide with data shown in other areas of SLCPD's Crime Statistics page such as Calls for Service, Crimes Trending, and Crime Reports due to and reflective of departmental procedures that were in place at the time the event occurred and the date this data was compiled. Results displayed are not distinguished as attempted or completed crimes, do not include other calls for police service, and only represent police service where a report was made. Police Incident Reports are classified by primary offense categories as defined by the Uniform Crime Reporting (UCR) system, however for this report all offenses are included, and each incident may have more than one offense listed on it. In cases where there is more than one offense listed, all offenses are counted individually. Although every reasonable verification effort is made, the accuracy of any data is subject to the constraints of the report generation process as well as the manner, format, and point in time of any query.

COMPSTAT OFFENSES: (Part I)

Chosen by the FBI as Part I Offenses because they are serious crimes that occur with regularity in all areas of the country and are likely to be reported to Police.

EXTENDED COMPSTAT OFFENSES: (Part II)

All other crimes other than the eight CompStat Offenses. The Uniform Crime Reporting Program gathers only arrest data for these offenses, however, SLCPD results displayed in this document display all of these, regardless of the presence of arrest data.

ALL OTHER OFFENSES:

Under the Extended CompStat Offense section, 'All Other Offenses' include Peeping Tom, Trespass, Kidnap/Abduction, Pornography, Extortion/Blackmail, Bribery, Warrants, Sexual Offenses, Obstruction, Public Peace, and Hit & Run.

NON-UCR OFFENSES:

Non-UCR Offenses include reports for all other offenses not classified as a CompStat or Extended CompStat Offense. Results displayed separate some of these offenses such as Ambulance Calls, Deaths, Missing Persons, Suicides, Suspicious Activity, and Traffic Accidents.

ALL OTHER NON-UCR:

Under the Non-UCR category, 'All Other' include the remainder of offenses not classified as CompStat or CompStat Extended and not separated from the Non-UCR Offenses. These include things such as Loud Parties, Barking Dogs, Mentally Ill Subjects, Citizen Assistance, etc.

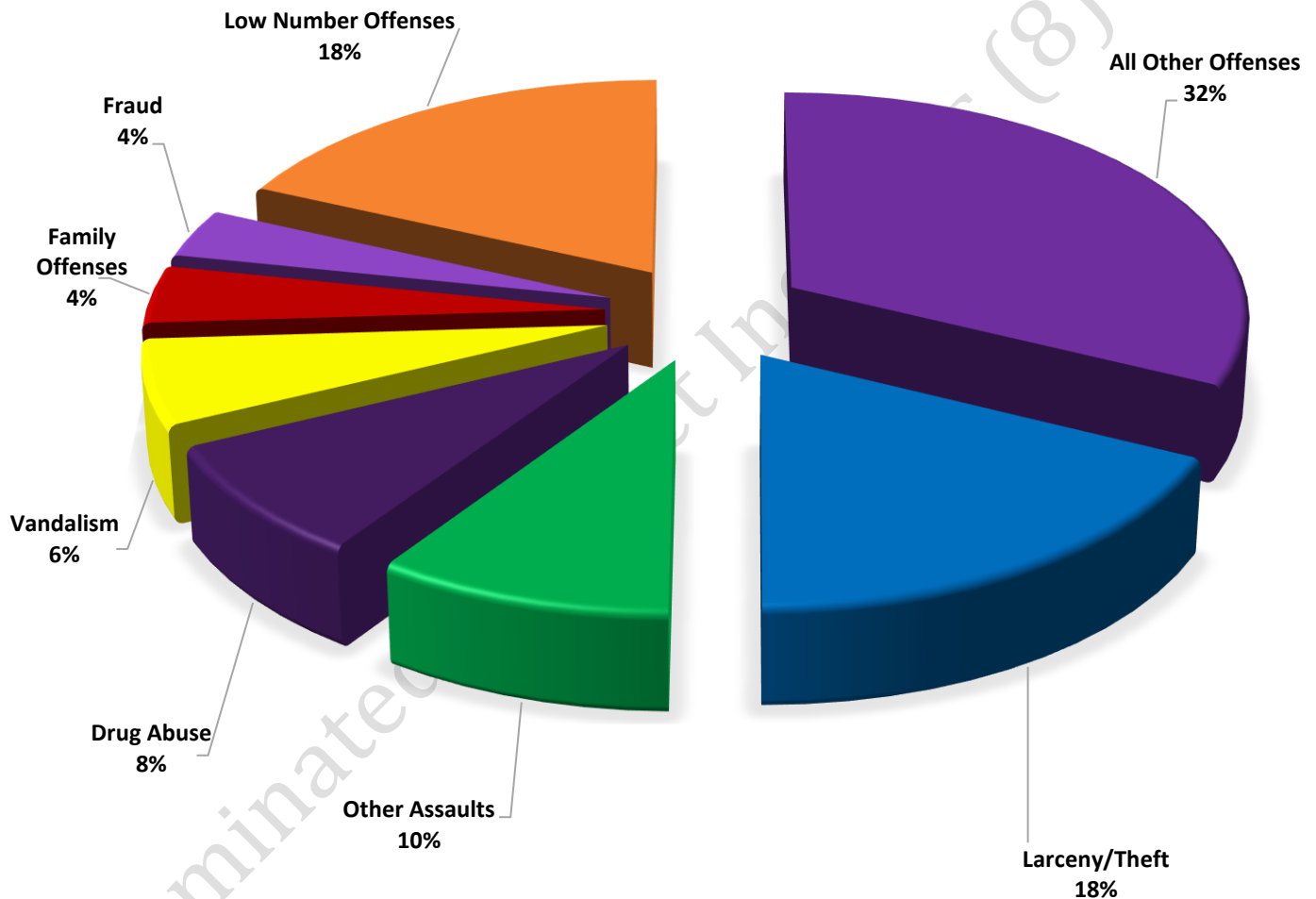
LOW NUMBER OFFENSES:

On page two, in the interest of space and allowing for easier viewing, the category titled 'Low Number Offenses' include CompStat and Extended CompStat Offenses from page one that have totals under the amount of 32.

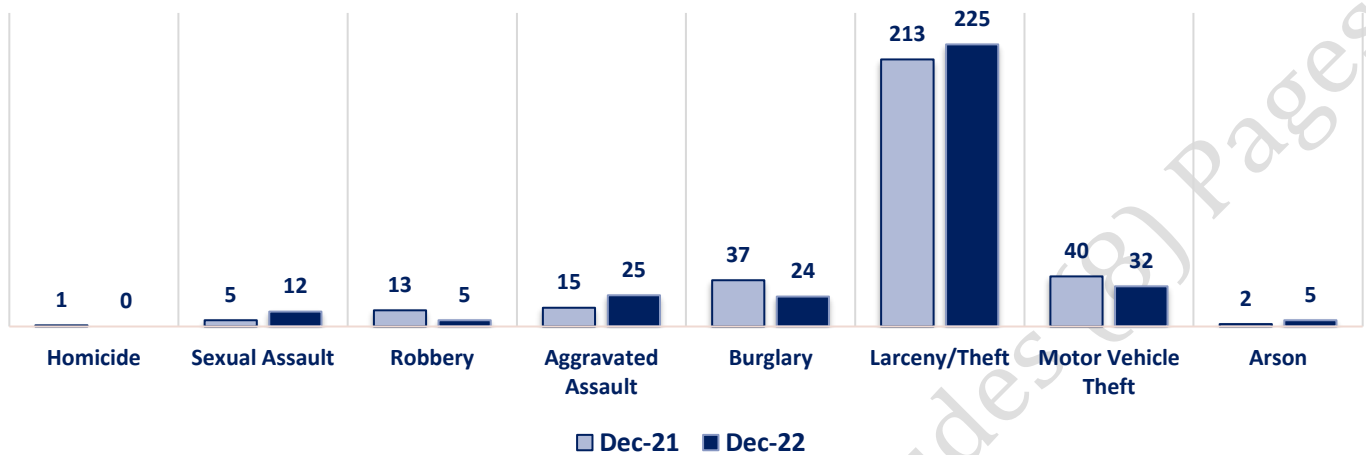
Offenses

COMPSTAT OFFENSES	VIOLENT PROPERTY	Offense	Dec-21	Dec-22	OFFENSE	Dec-21	Dec-22	EXTENDED COMPSTAT OFFENSES
		Homicide	1	0	Other Assaults	137	118	
		Sexual Assault	5	12	Forgery/Counterfeiting	11	11	
		Robbery	13	5	Fraud	39	45	
		Aggravated Assault	15	25	Embezzlement	0	0	
		Burglary	37	24	Stolen Property	9	10	
		Larceny/Theft	213	225	Vandalism	93	78	
		Motor Vehicle Theft	40	32	Weapons	8	7	
		Arson	2	5	Prostitution	0	0	
		COMPSTAT TOTALS	326	328	Sex Offenses	3	3	
		NON-UCR OFFENSES	Ambulance Calls	57	68	Drug Abuse	53	
Deaths	6		14	Gambling	0	0		
Missing Persons	13		16	Family Offenses	62	53		
Suicides	0		1	DUI	28	32		
Suspicious Activity	38		30	Liquor Laws	6	1		
Traffic Accidents	131		128	Drunkenness	25	32		
All Other	386		439	Disorderly Conduct	33	30		
NON-UCR TOTALS	631		696	All Other Offenses	302	406		
TOTALS	COMPSTAT OFFENSES	326	328	Curfew/Loitering	1	0		
	EXTENDED COMPSTAT OFFENSES	810	931	EXTENDED COMPSTAT TOTALS	810	931		
	NON-UCR OFFENSES	631	696					
TOTAL		1767	1955					

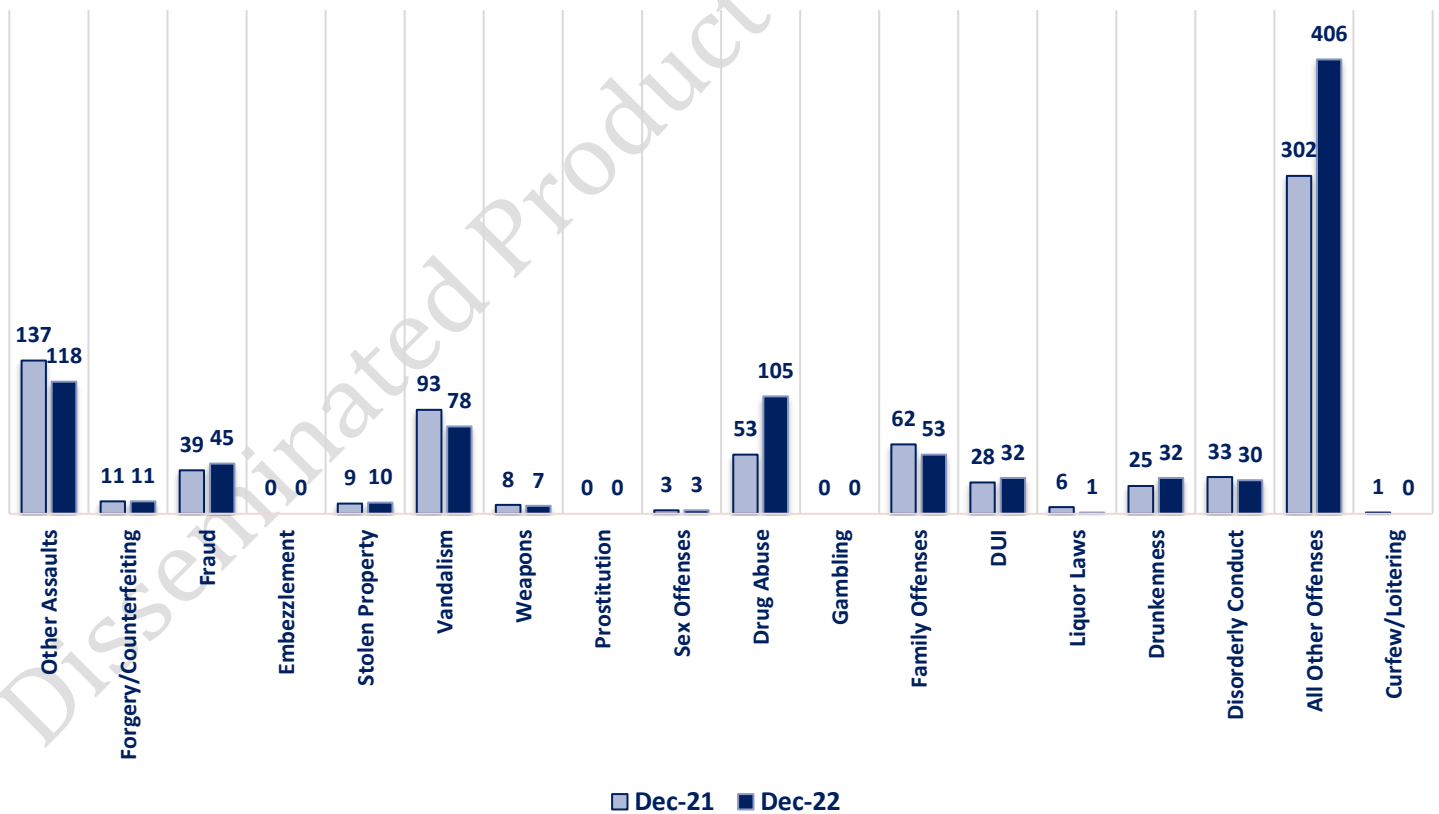
**DECEMBER 2022 - COMPSTAT AND EXTENDED COMPSTAT
OFFENSE PERCENTAGES**



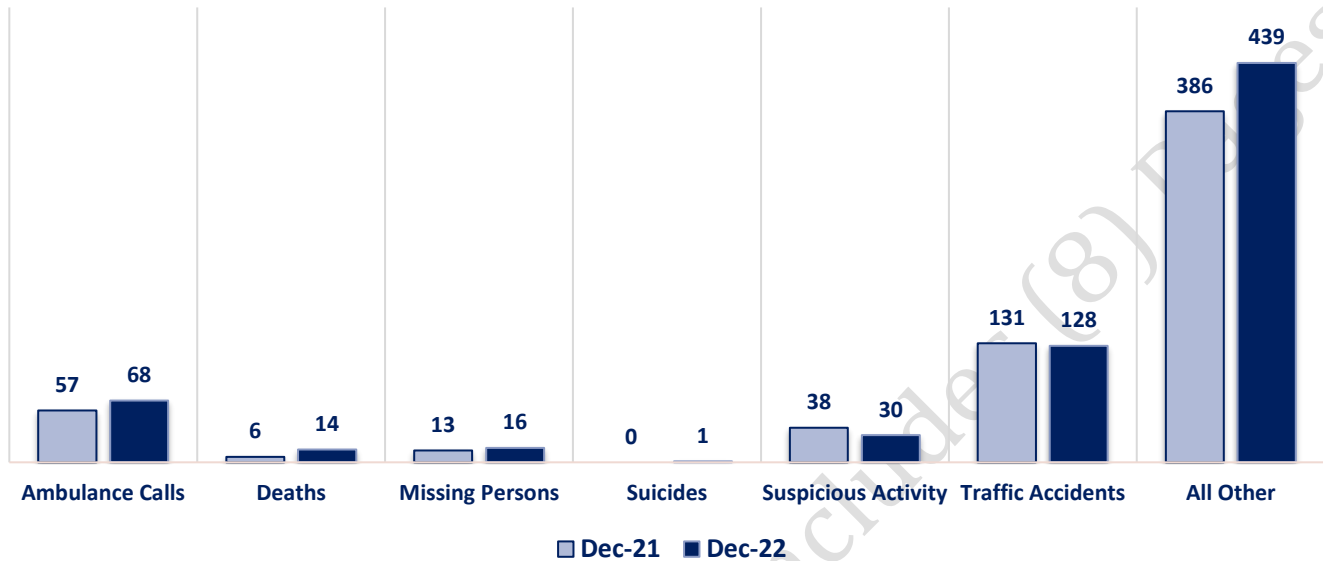
CompStat Offenses



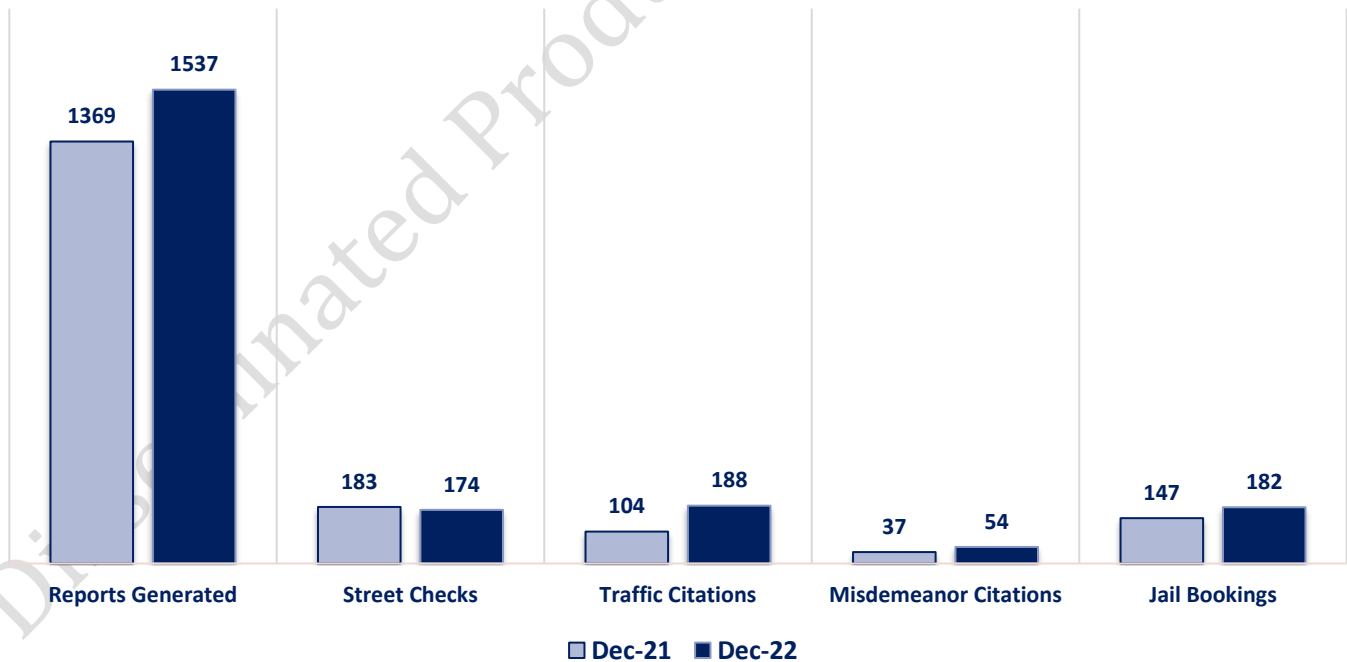
Extended CompStat Offenses



Non-UCR Offenses



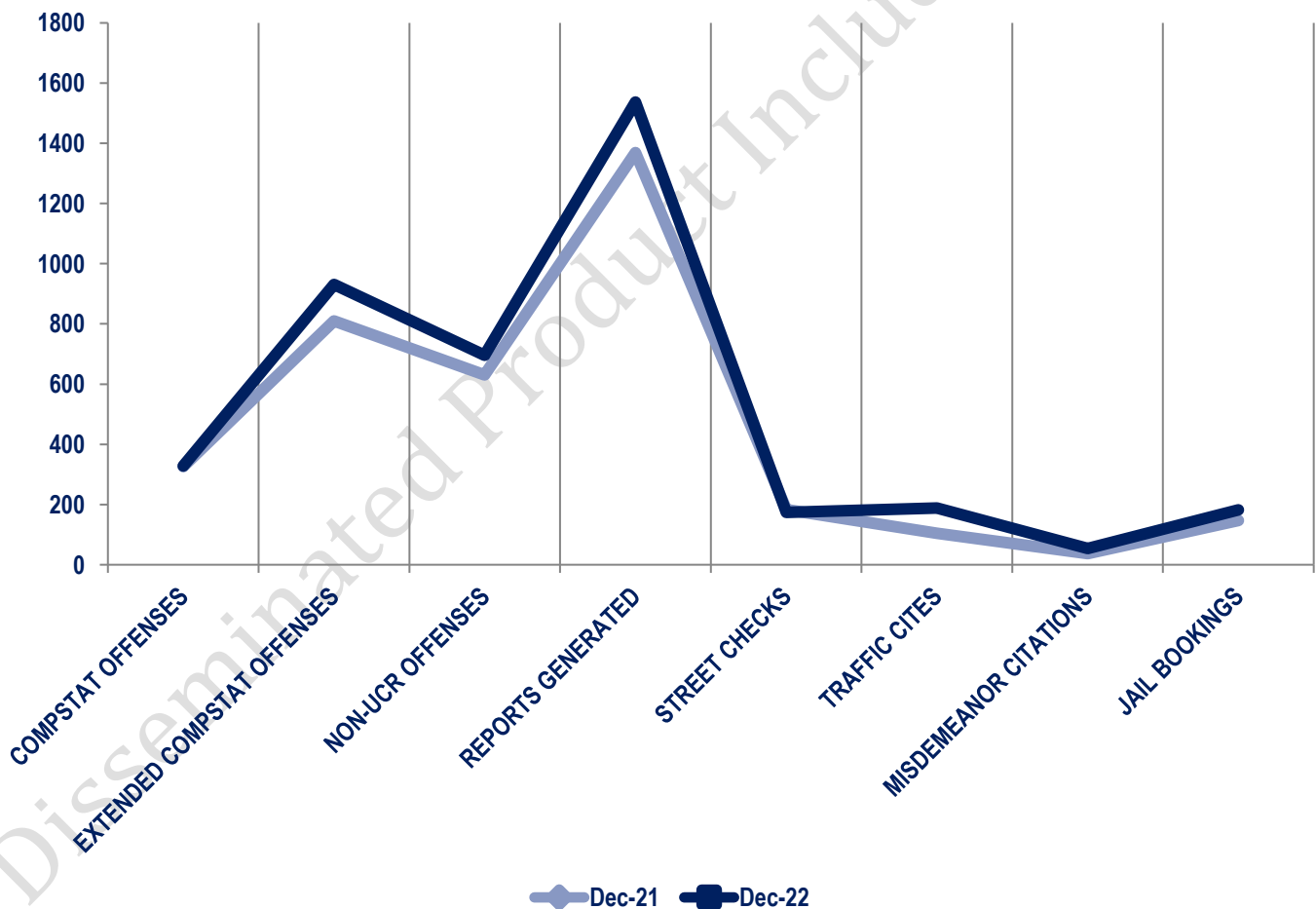
Other Event Totals



Combined Offense/Event Trends

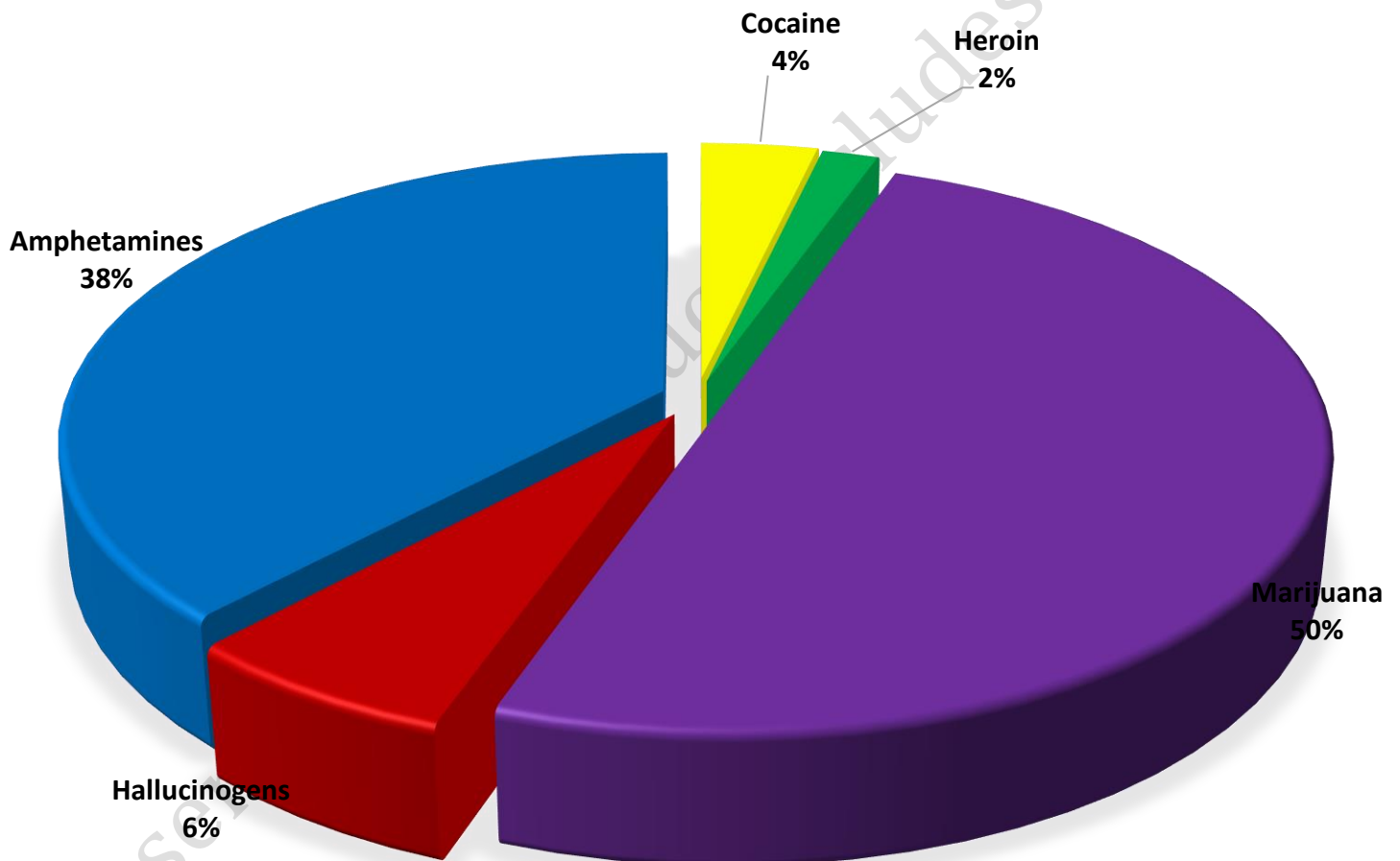
*Street checks include private impounds

	DEC 2021	DEC 2022
CompStat Offenses	326	328
Extended CompStat Offenses	810	931
Non-UCR Offenses	631	696
Reports Generated	1369	1537
Street Checks	183	174
Traffic Cites	104	188
Misdemeanor Citations	37	54
Jail Bookings	147	182



Seized Drugs

TYPE	DOSES	STREET VALUE
Cocaine	152.0	\$ 1,064.00
Heroin	72.9	\$ 543.29
Marijuana	2079.2	\$ 6,902.80
Hallucinogens	271.0	\$ 541.99
Amphetamines	1580.2	\$ 11,061.40
TOTAL	4155.3	\$ 20,113.48



CompStat & Extended CompStat Offenses - One Year

