



CITY COUNCIL DISTRICT #5

MONTHLY OFFENSE SUMMARY

January 2022

These figures represent preliminary counts of original Police Incident Reports and include all offenses within the above listed City Council District only. Full statistical analysis to determine the confidence level of this data has not been performed. The results contained herein are approximate in relation to the listed area and may not fully coincide with data shown in other areas of SLCPD's Crime Statistics page such as Calls for Service, Crimes Trending, and Crime Reports due to and reflective of departmental procedures that were in place at the time the event occurred and the date this data was compiled. Results displayed are not distinguished as attempted or completed crimes, do not include other calls for police service, and only represent police service where a report was made. Police Incident Reports are classified by primary offense categories as defined by the Uniform Crime Reporting (UCR) system, however for this report all offenses are included, and each incident may have more than one offense listed on it. In cases where there is more than one offense listed, all offenses are counted individually. Although every reasonable verification effort is made, the accuracy of any data is subject to the constraints of the report generation process as well as the manner, format, and point in time of any query.

COMPSTAT OFFENSES: (Part I)

Chosen by the FBI as Part I Offenses because they are serious crimes that occur with regularity in all areas of the country and are likely to be reported to Police.

EXTENDED COMPSTAT OFFENSES: (Part II)

All other crimes other than the eight CompStat Offenses. The Uniform Crime Reporting Program gathers only arrest data for these offenses, however, SLCPD results displayed in this document display all of these, regardless of the presence of arrest data.

ALL OTHER OFFENSES:

Under the Extended CompStat Offense section, 'All Other Offenses' include Peeping Tom, Trespass, Kidnap/Abduction, Pornography, Extortion/Blackmail, Bribery, Warrants, Sexual Offenses, Obstruction, Public Peace, and Hit & Run.

NON-UCR OFFENSES:

Non-UCR Offenses include reports for all other offenses not classified as a CompStat or Extended CompStat Offense. Results displayed separate some of these offenses such as Ambulance Calls, Deaths, Missing Persons, Suicides, Suspicious Activity, and Traffic Accidents.

ALL OTHER NON-UCR:

Under the Non-UCR category, 'All Other' include the remainder of offenses not classified as CompStat or CompStat Extended and not separated from the Non-UCR Offenses. These include things such as Loud Parties, Barking Dogs, Mentally Ill Subjects, Citizen Assistance, etc.

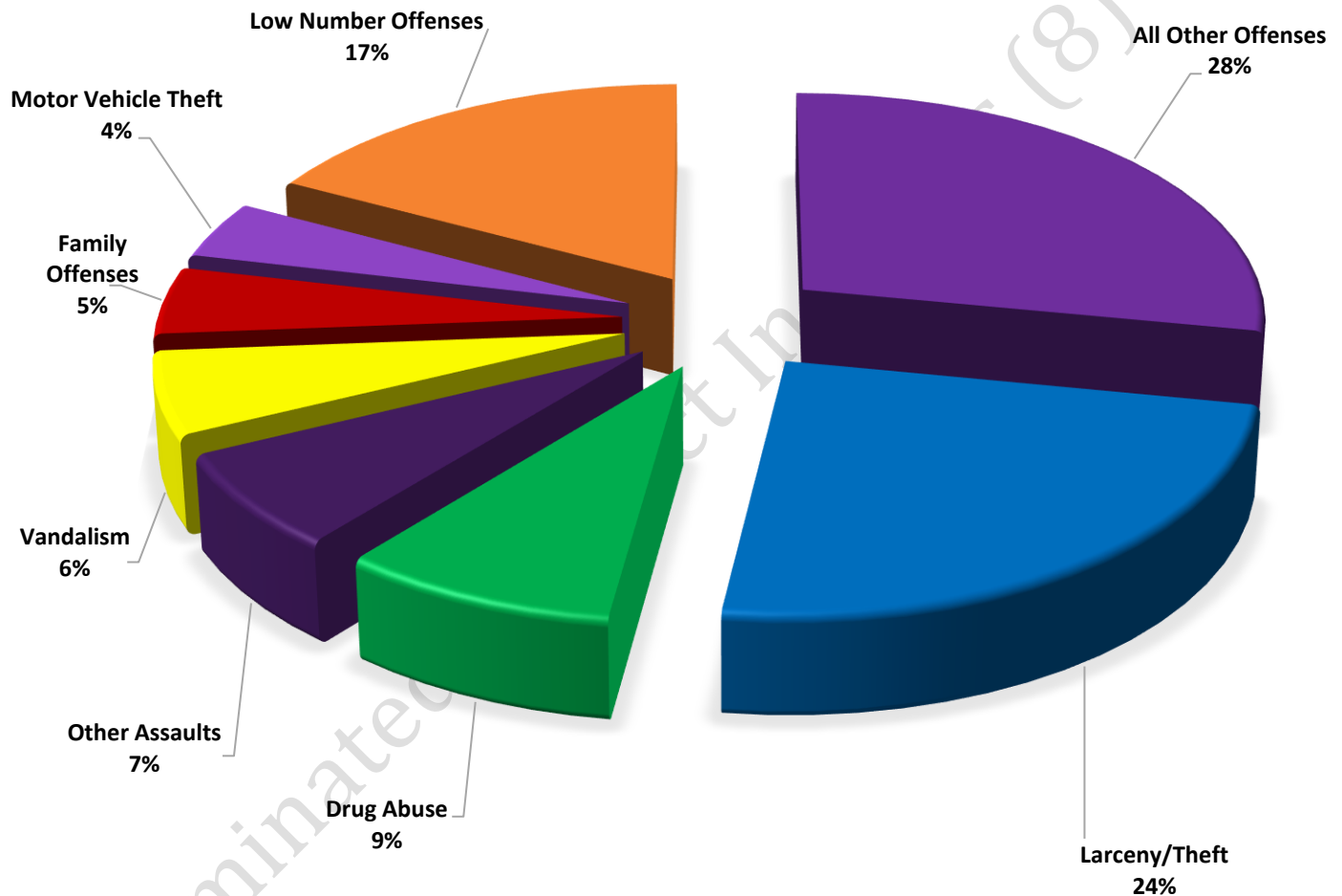
LOW NUMBER OFFENSES:

On page two, in the interest of space and allowing for easier viewing, the category titled 'Low Number Offenses' include CompStat and Extended CompStat Offenses from page one that have totals under the amount of 30.

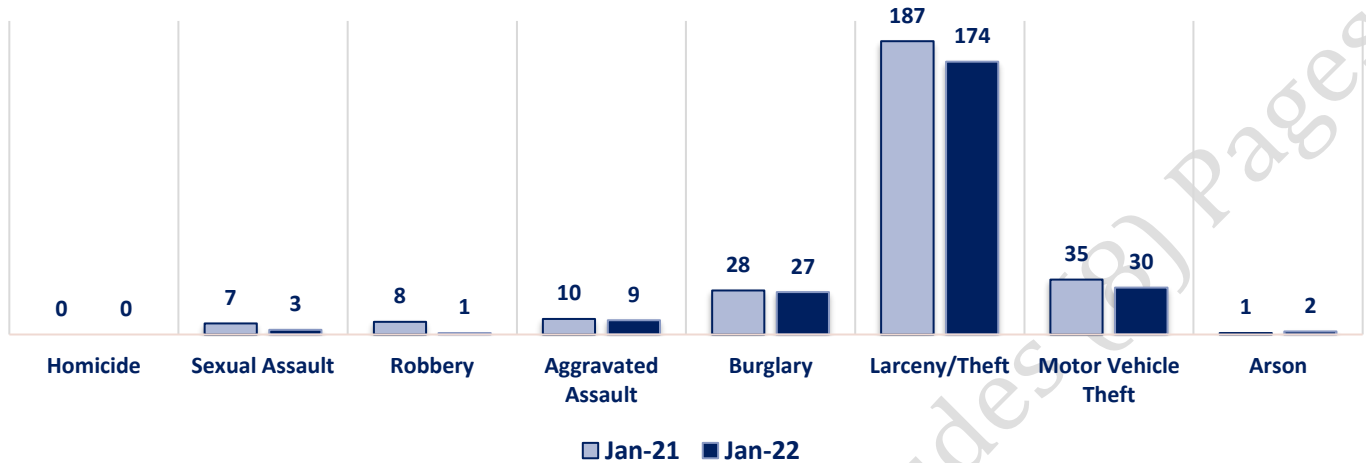
Offenses

COMPSTAT OFFENSES	OFFENSE	Jan-21	Jan-22	EXTENDED COMPSTAT OFFENSES	OFFENSE	Jan-21	Jan-22
VIOLENT	Homicide	0	0	PROPERTY	Other Assaults	62	50
	Sexual Assault	7	3		Forgery/Counterfeiting	1	1
	Robbery	8	1		Fraud	25	30
	Aggravated Assault	10	9		Embezzlement	0	0
	Burglary	28	27		Stolen Property	11	10
	Larceny/Theft	187	174		Vandalism	55	43
	Motor Vehicle Theft	35	30		Weapons	6	5
	Arson	1	2		Prostitution	1	1
COMPSTAT TOTALS		276	246	SEX OFFENSES		1	3
NON-UCR OFFENSES	Ambulance Calls	29	33	NON-UCR OFFENSES	Drug Abuse	74	63
	Deaths	6	6		Gambling	0	0
	Missing Persons	4	2		Family Offenses	41	35
	Suicides	1	0		DUI	8	6
	Suspicious Activity	42	25		Liquor Laws	2	0
	Traffic Accidents	43	47		Drunkenness	3	13
	All Other	188	198		Disorderly Conduct	14	13
	NON-UCR TOTALS	313	311		All Other Offenses	154	202
TOTALS	COMPSTAT OFFENSES	276	246	TOTALS	Curfew/Loitering	0	0
	EXTENDED COMPSTAT OFFENSES	459	475		Runaway	1	0
	NON-UCR OFFENSES	313	311		EXTENDED COMPSTAT TOTALS	459	475
	TOTAL	1048	1032				

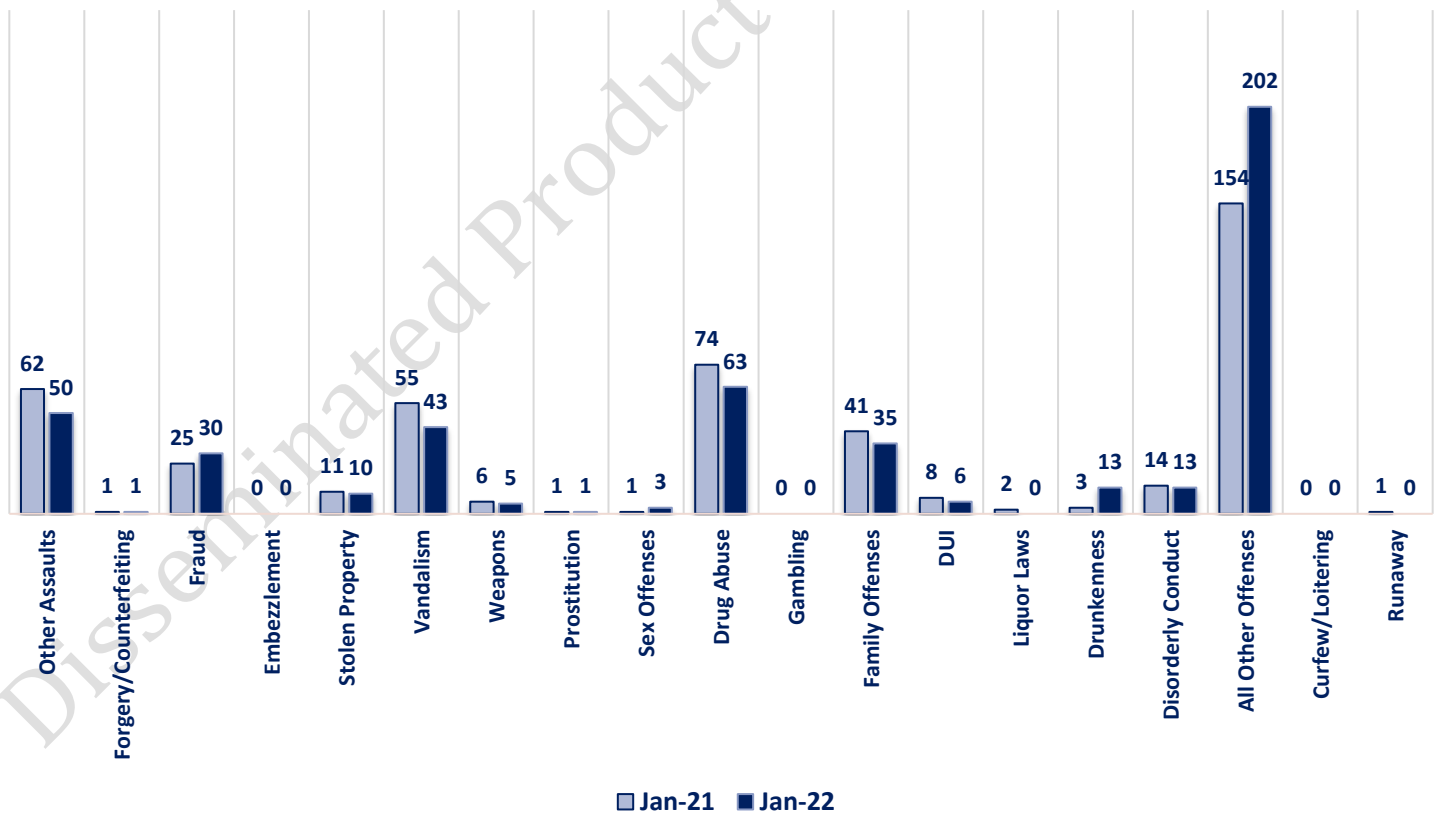
**JANUARY 2022 - COMPSTAT AND EXTENDED COMPSTAT
OFFENSE PERCENTAGES**



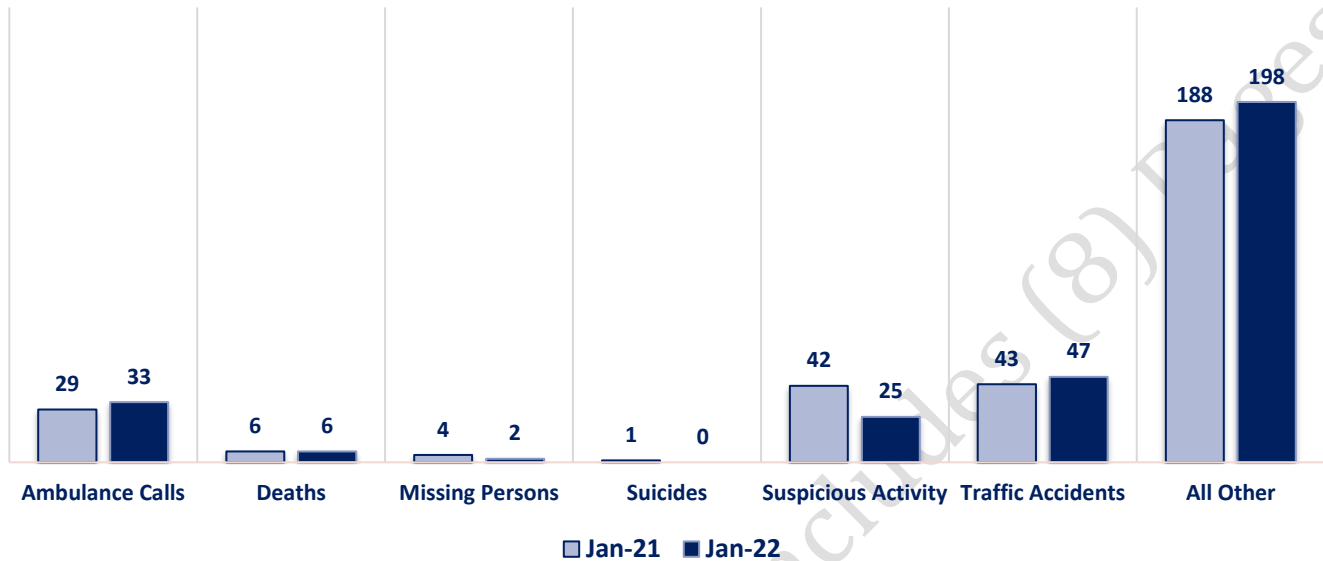
CompStat Offenses



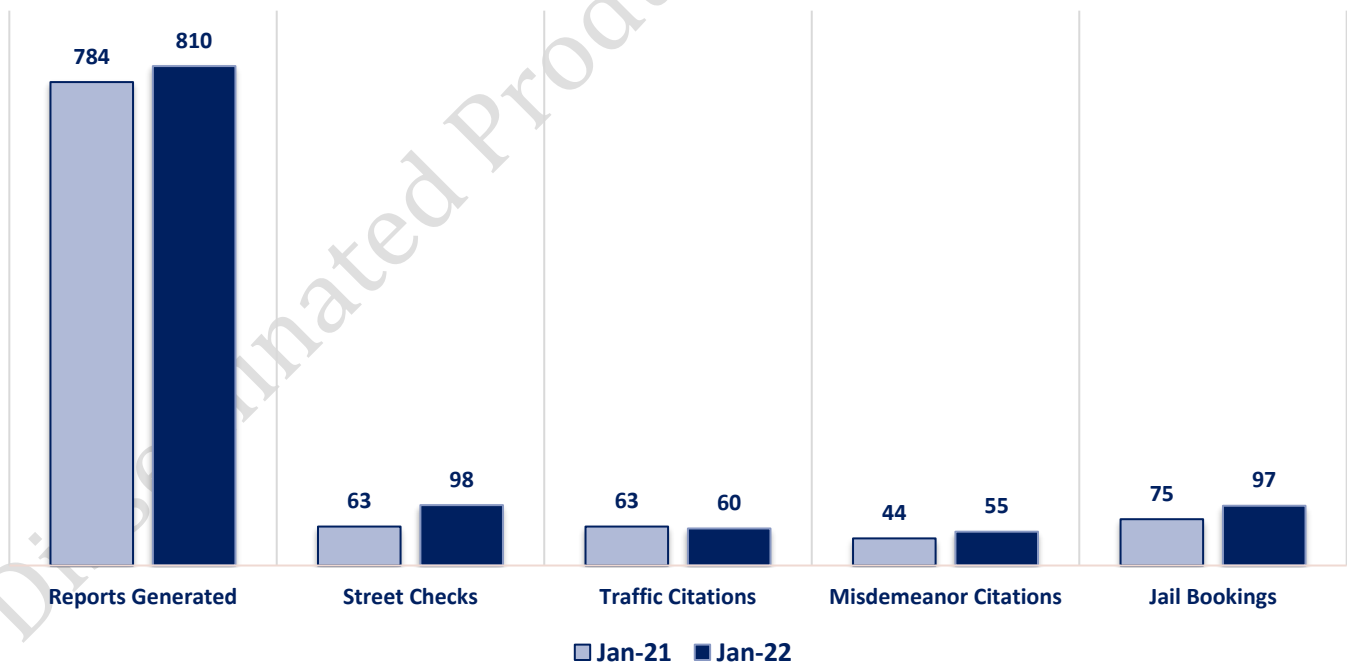
Extended CompStat Offenses



Non-UCR Offenses

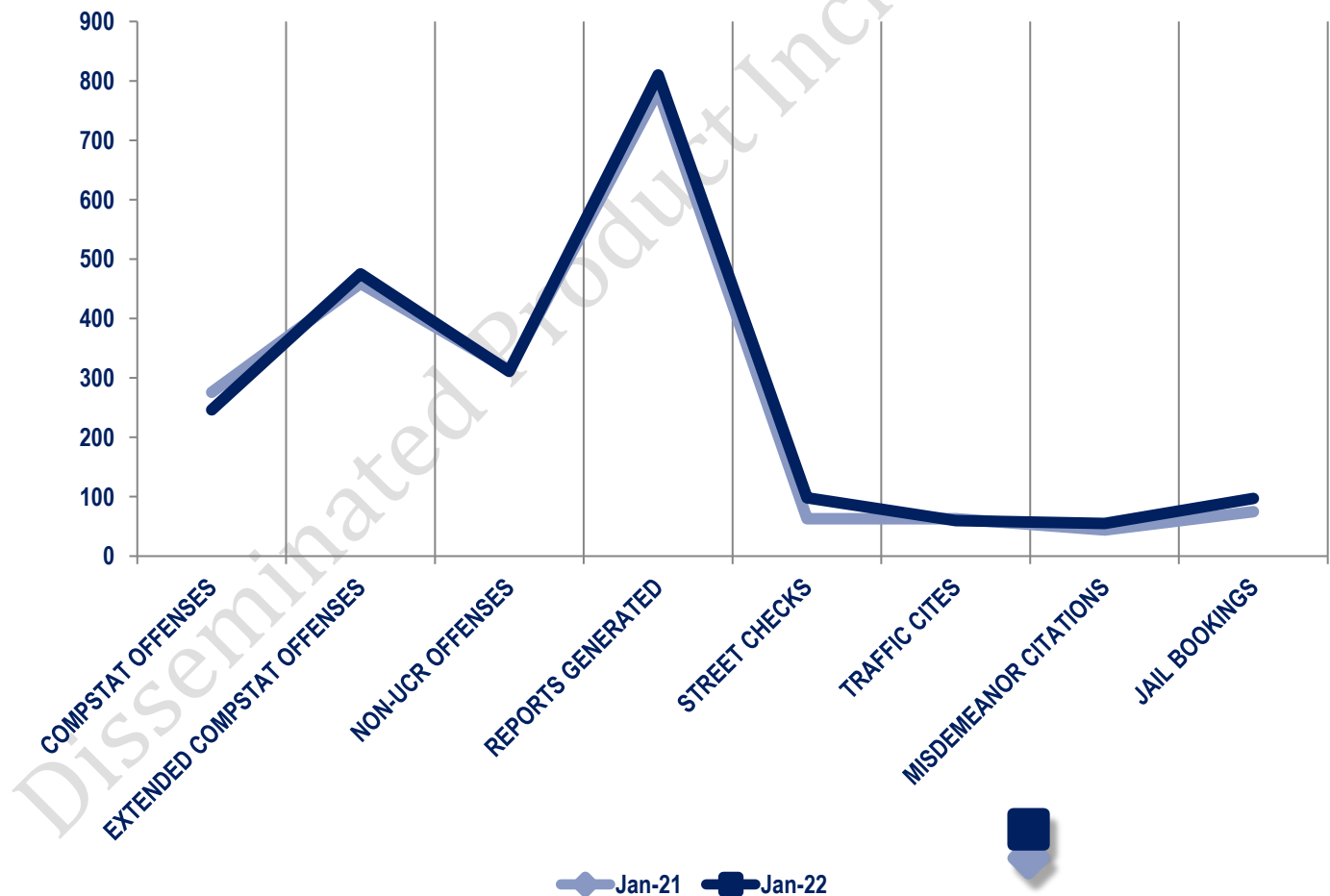


Other Event Totals



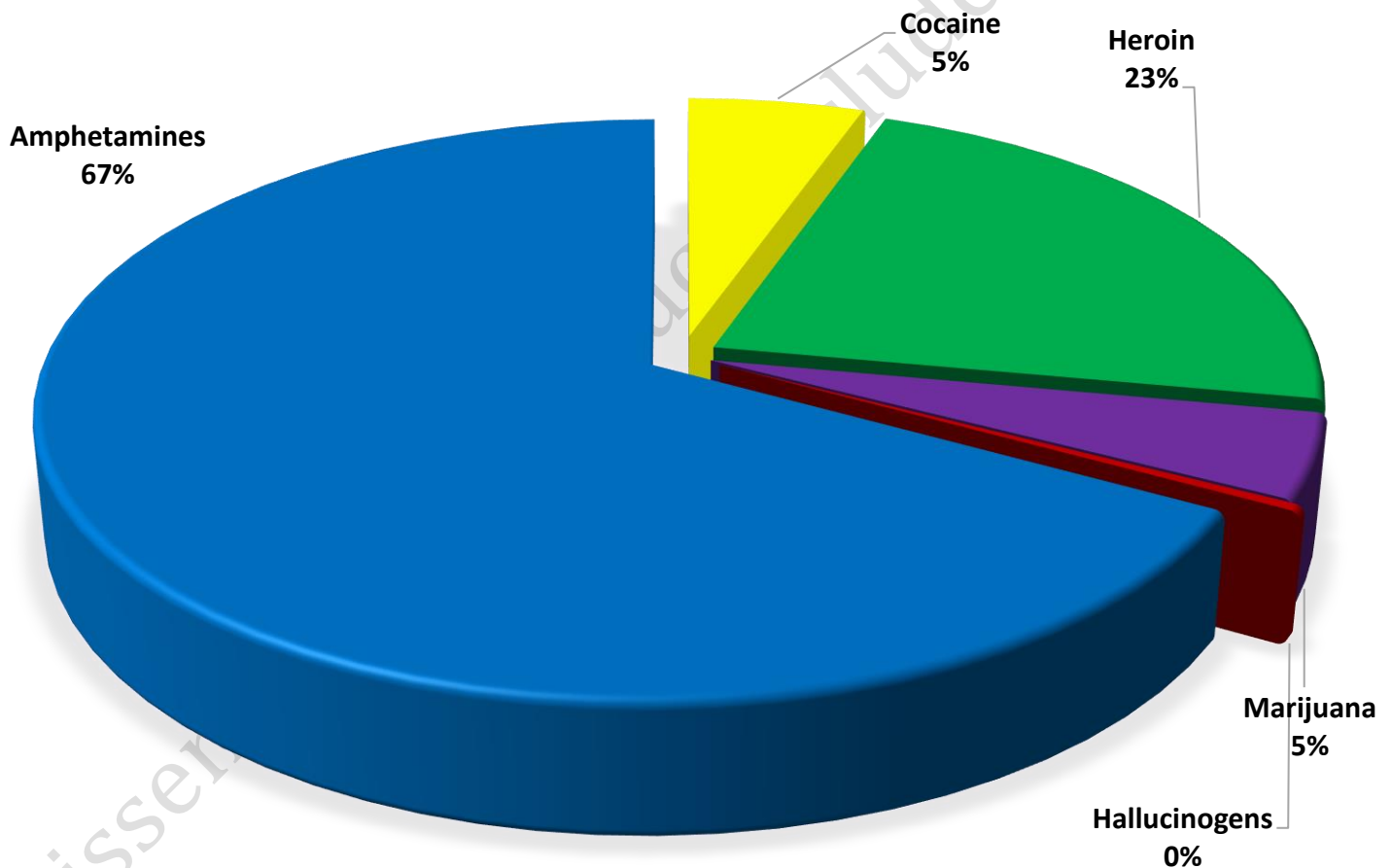
Combined Offense/Event Trends

	JAN 2021	JAN 2022
CompStat Offenses	276	246
Extended CompStat Offenses	459	475
Non-UCR Offenses	313	311
Reports Generated	784	810
Street Checks	63	98
Traffic Cites	63	60
Misdemeanor Citations	44	55
Jail Bookings	75	97

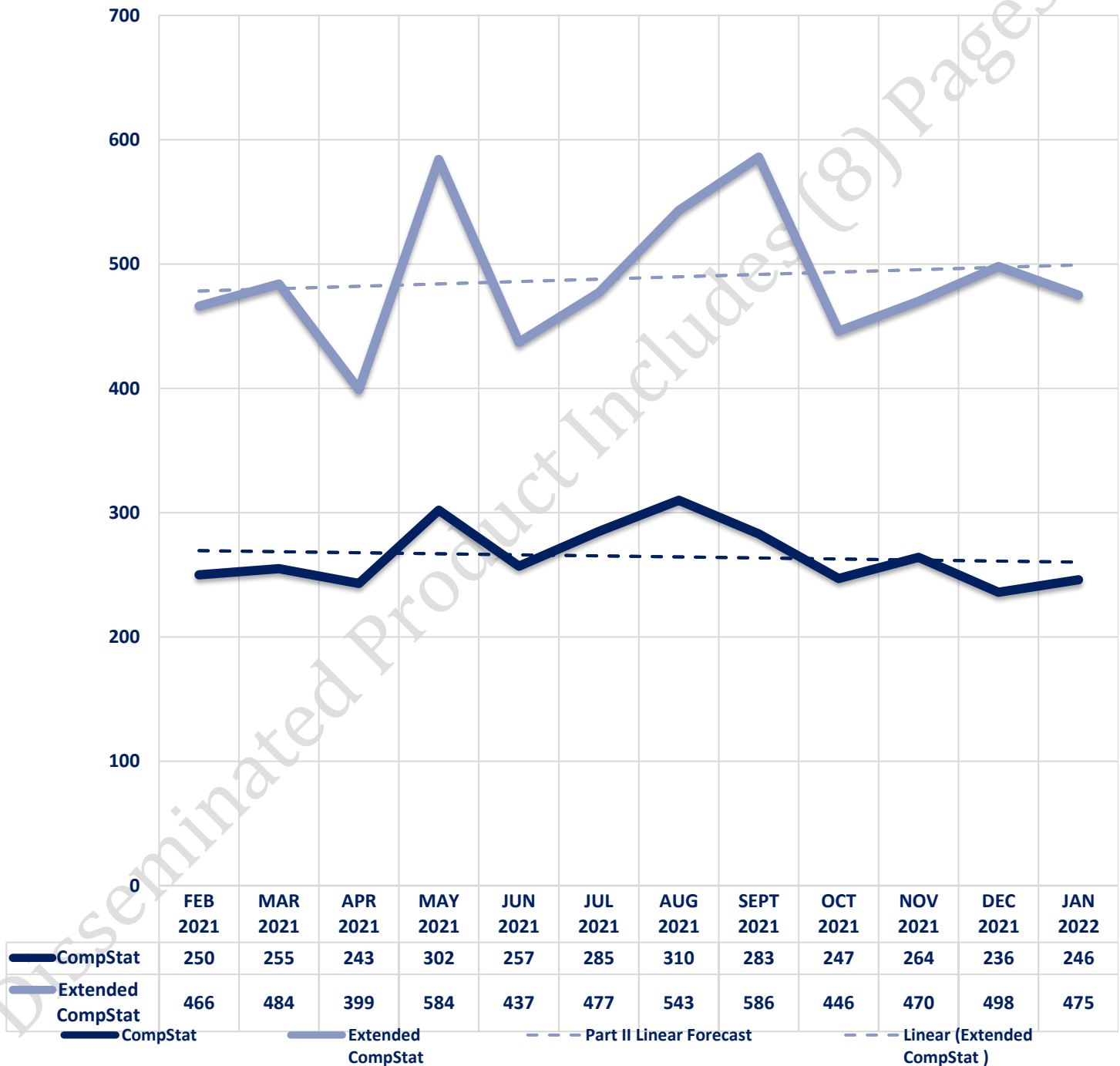


Seized Drugs

TYPE	DOSES	STREET VALUE
Cocaine	88.0	\$ 880.00
Heroin	362.7	\$ 3,627.00
Marijuana	76.2	\$ 457.15
Hallucinogens	5.8	\$ 11.64
Amphetamines	1083.1	\$ 10,831.00
TOTAL	1615.8	\$ 15,806.79



CompStat & Extended CompStat Offenses - One Year





CITY COUNCIL DISTRICT #5

MONTHLY OFFENSE SUMMARY

February 2022

These figures represent preliminary counts of original Police Incident Reports and include all offenses within the above listed City Council District only. Full statistical analysis to determine the confidence level of this data has not been performed. The results contained herein are approximate in relation to the listed area and may not fully coincide with data shown in other areas of SLCPD's Crime Statistics page such as Calls for Service, Crimes Trending, and Crime Reports due to and reflective of departmental procedures that were in place at the time the event occurred and the date this data was compiled. Results displayed are not distinguished as attempted or completed crimes, do not include other calls for police service, and only represent police service where a report was made. Police Incident Reports are classified by primary offense categories as defined by the Uniform Crime Reporting (UCR) system, however for this report all offenses are included, and each incident may have more than one offense listed on it. In cases where there is more than one offense listed, all offenses are counted individually. Although every reasonable verification effort is made, the accuracy of any data is subject to the constraints of the report generation process as well as the manner, format, and point in time of any query.

COMPSTAT OFFENSES: (Part I)

Chosen by the FBI as Part I Offenses because they are serious crimes that occur with regularity in all areas of the country and are likely to be reported to Police.

EXTENDED COMPSTAT OFFENSES: (Part II)

All other crimes other than the eight CompStat Offenses. The Uniform Crime Reporting Program gathers only arrest data for these offenses, however, SLCPD results displayed in this document display all of these, regardless of the presence of arrest data.

ALL OTHER OFFENSES:

Under the Extended CompStat Offense section, 'All Other Offenses' include Peeping Tom, Trespass, Kidnap/Abduction, Pornography, Extortion/Blackmail, Bribery, Warrants, Sexual Offenses, Obstruction, Public Peace, and Hit & Run.

NON-UCR OFFENSES:

Non-UCR Offenses include reports for all other offenses not classified as a CompStat or Extended CompStat Offense. Results displayed separate some of these offenses such as Ambulance Calls, Deaths, Missing Persons, Suicides, Suspicious Activity, and Traffic Accidents.

ALL OTHER NON-UCR:

Under the Non-UCR category, 'All Other' include the remainder of offenses not classified as CompStat or CompStat Extended and not separated from the Non-UCR Offenses. These include things such as Loud Parties, Barking Dogs, Mentally Ill Subjects, Citizen Assistance, etc.

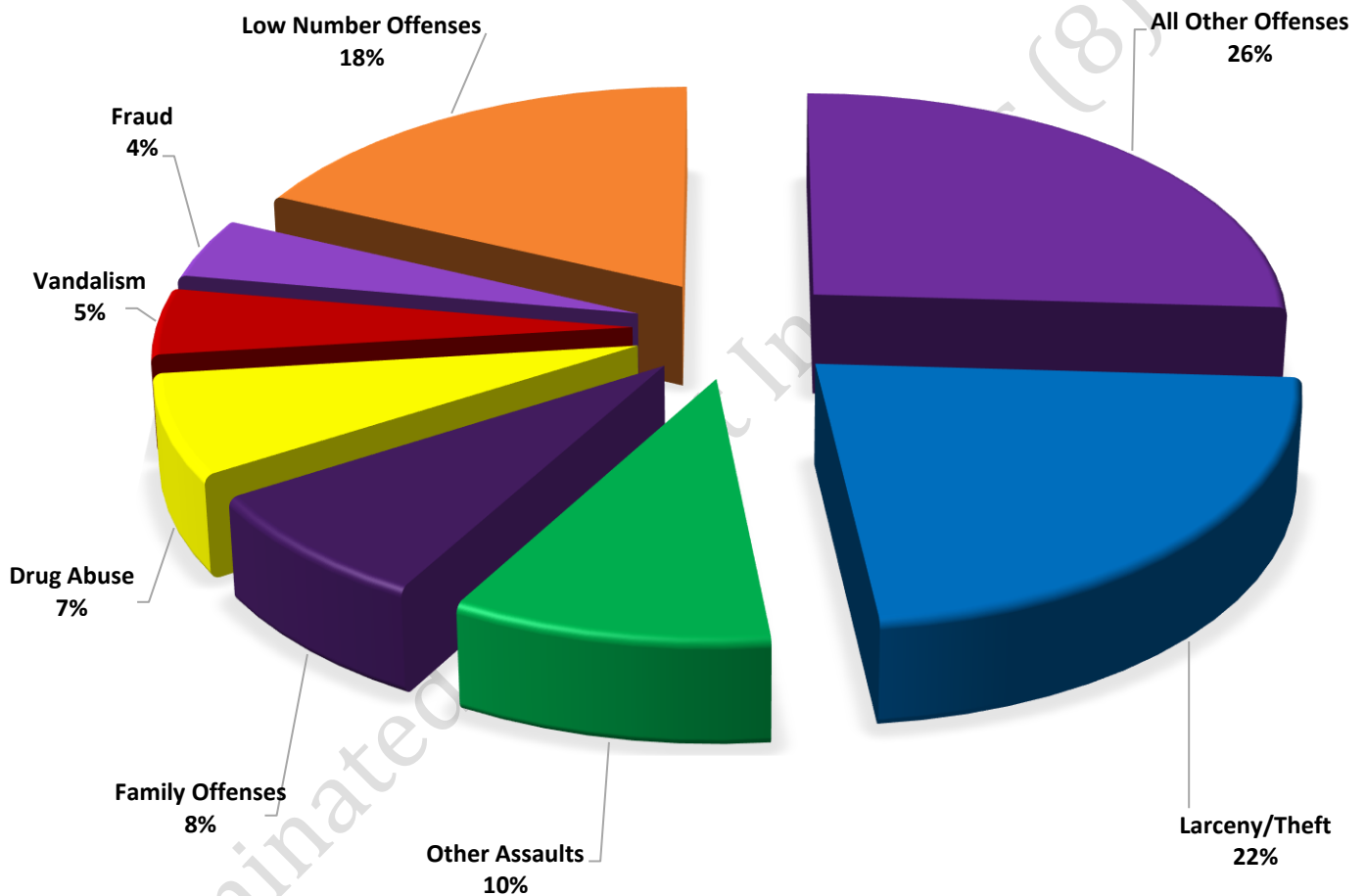
LOW NUMBER OFFENSES:

On page two, in the interest of space and allowing for easier viewing, the category titled 'Low Number Offenses' include CompStat and Extended CompStat Offenses from page one that have totals under the amount of 22.

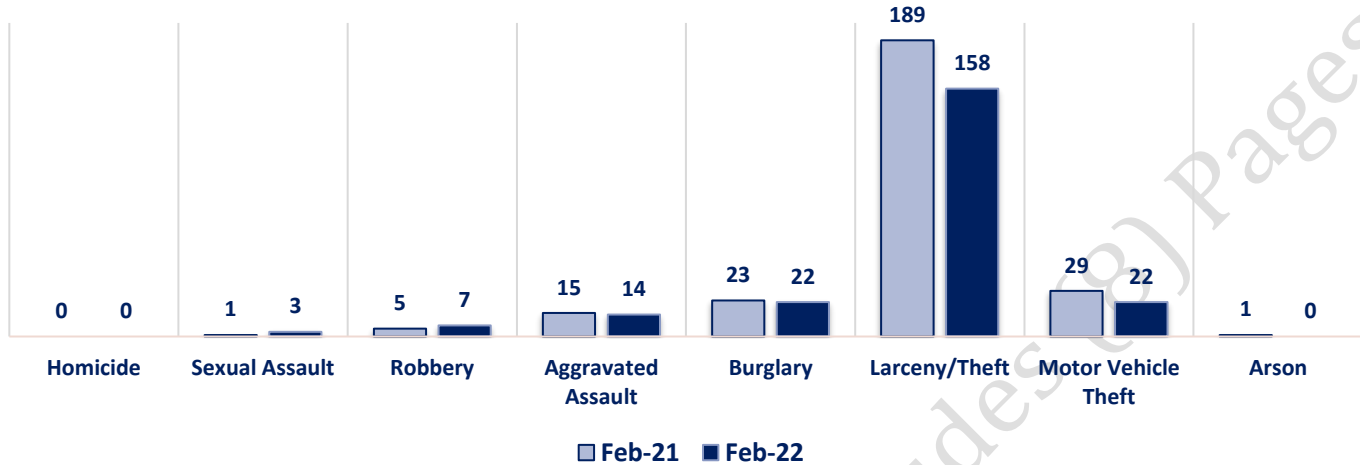
Offenses

COMPSTAT OFFENSES	VIOLENT	Offense	Feb-21	Feb-22	EXTENDED COMPSTAT OFFENSES
		Homicide	0	0	
		Sexual Assault	1	3	
		Robbery	5	7	
		Aggravated Assault	15	14	
		Burglary	23	22	
		Larceny/Theft	189	158	
		Motor Vehicle Theft	29	22	
		Arson	1	0	
NON-UCR OFFENSES	PROPERTY	COMPSTAT TOTALS	263	226	
		Ambulance Calls	28	30	EXTENDED COMPSTAT OFFENSES
		Deaths	3	2	
		Missing Persons	3	8	
		Suicides	1	0	
		Suspicious Activity	28	32	
		Traffic Accidents	47	48	
		All Other	170	201	
		NON-UCR TOTALS	280	321	
TOTALS		COMPSTAT OFFENSES	263	226	EXTENDED COMPSTAT OFFENSES
		EXTENDED COMPSTAT OFFENSES	495	480	
		NON-UCR OFFENSES	280	321	
		TOTAL	1038	1027	
		Other Assaults	64	69	EXTENDED COMPSTAT OFFENSES
		Forgery/Counterfeiting	3	2	
		Fraud	37	30	
		Embezzlement	0	0	
		Stolen Property	6	7	
		Vandalism	55	33	
		Weapons	10	7	
		Prostitution	0	0	
		Sex Offenses	2	4	
		Drug Abuse	70	50	EXTENDED COMPSTAT OFFENSES
		Gambling	0	0	
		Family Offenses	43	56	
		DUI	3	5	
		Liquor Laws	0	0	
		Drunkenness	12	18	
		Disorderly Conduct	12	16	
		All Other Offenses	178	183	
		Curfew/Loitering	0	0	
		Runaway	0	0	EXTENDED COMPSTAT OFFENSES
		EXTENDED COMPSTAT TOTALS	495	480	

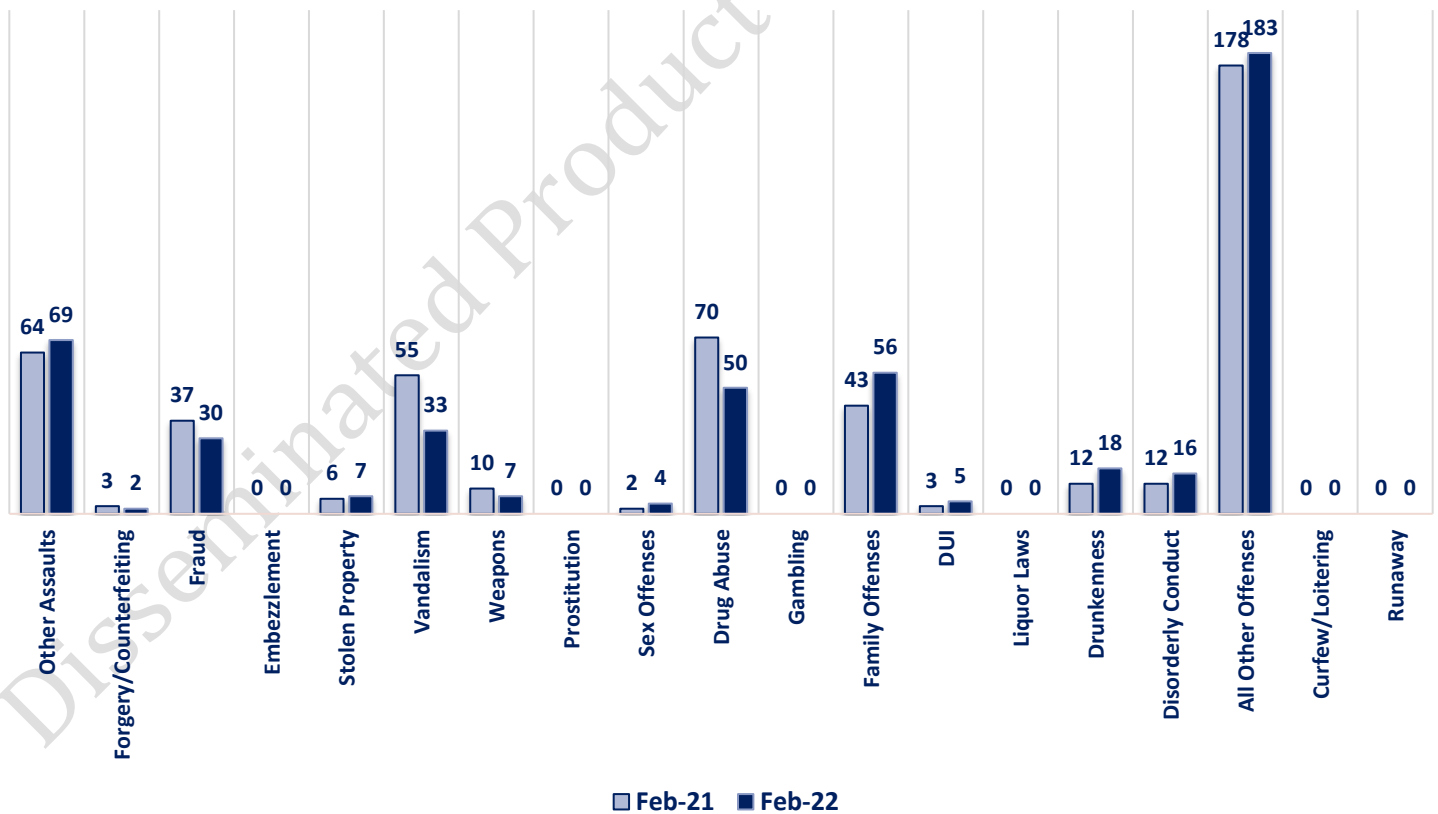
**FEBRUARY 2022 - COMPSTAT AND EXTENDED COMPSTAT
OFFENSE PERCENTAGES**



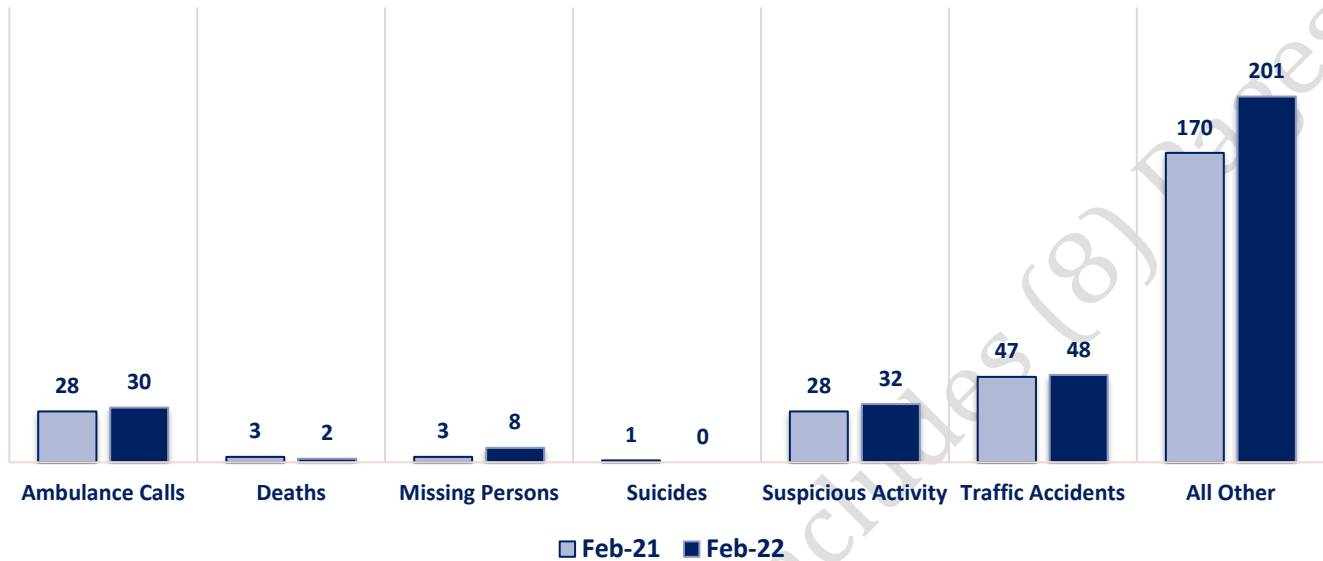
CompStat Offenses



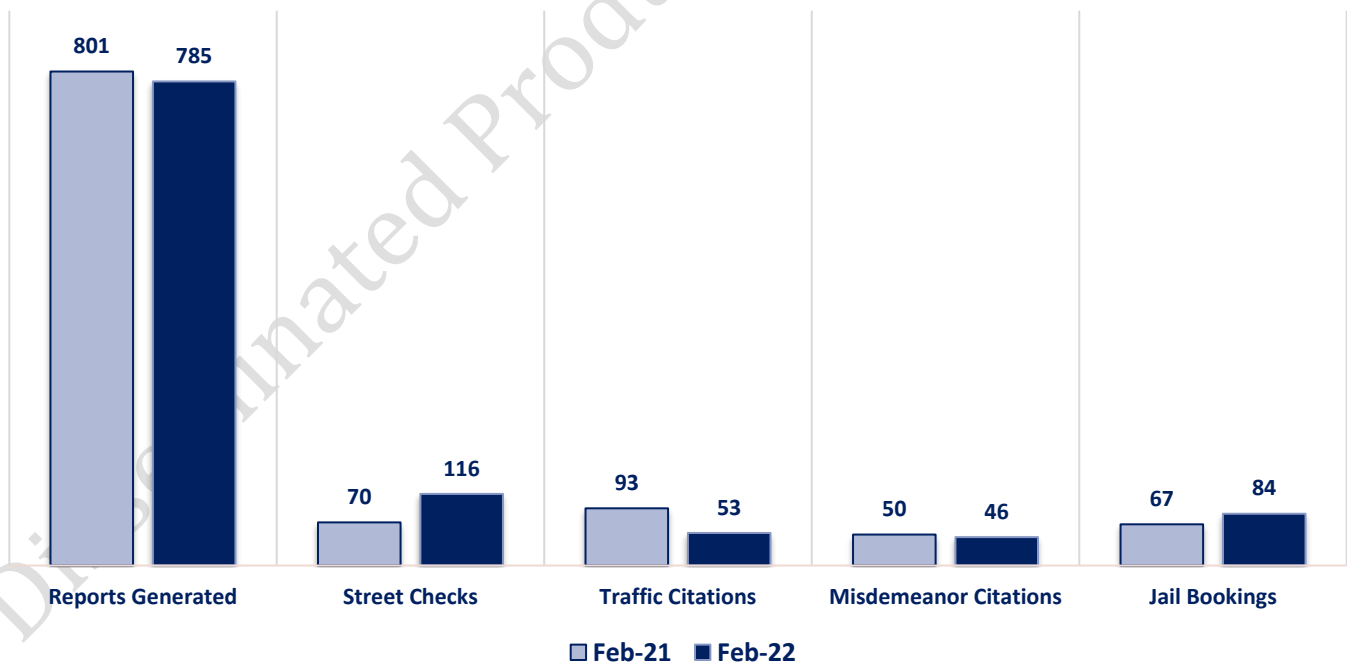
Extended CompStat Offenses



Non-UCR Offenses

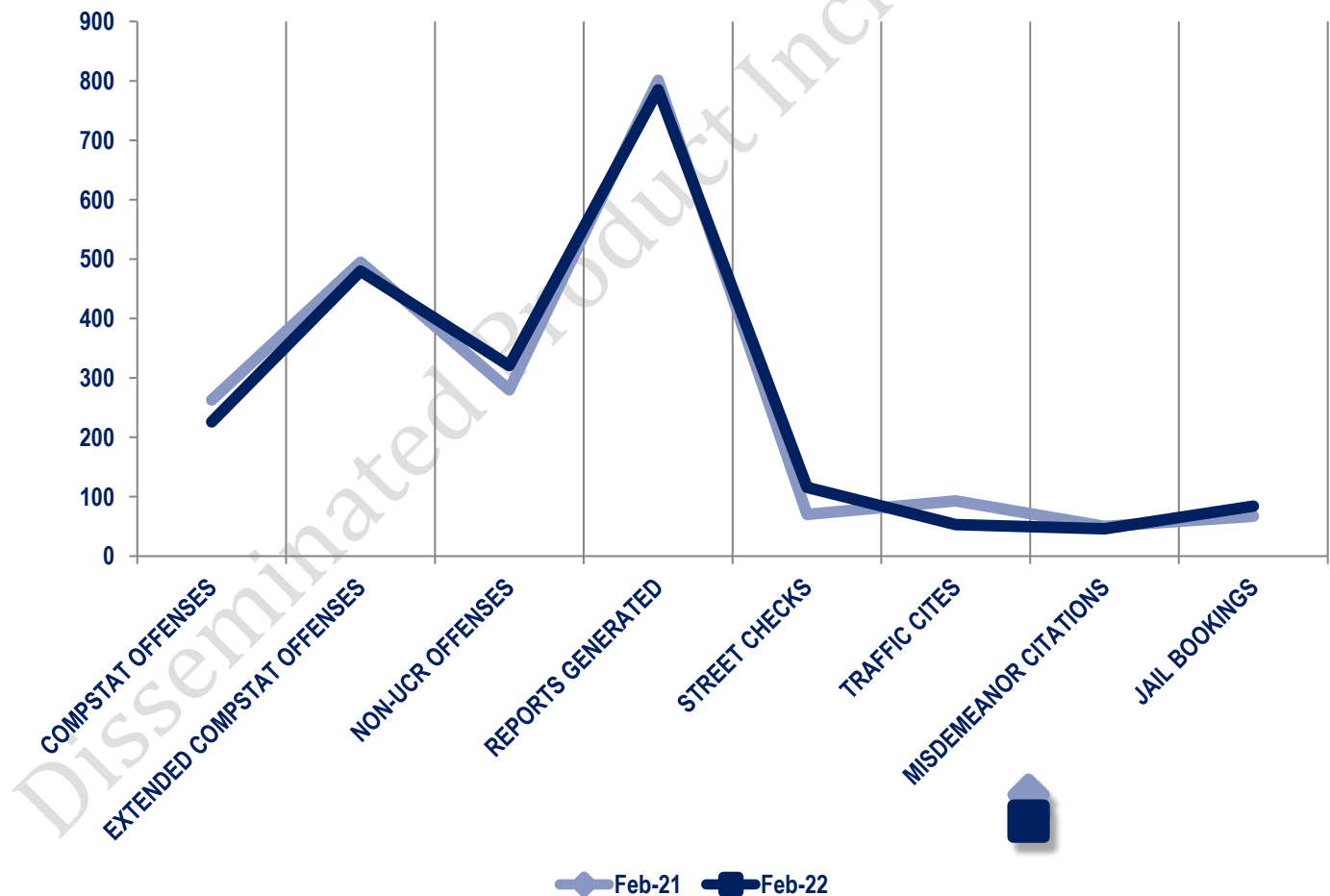


Other Event Totals



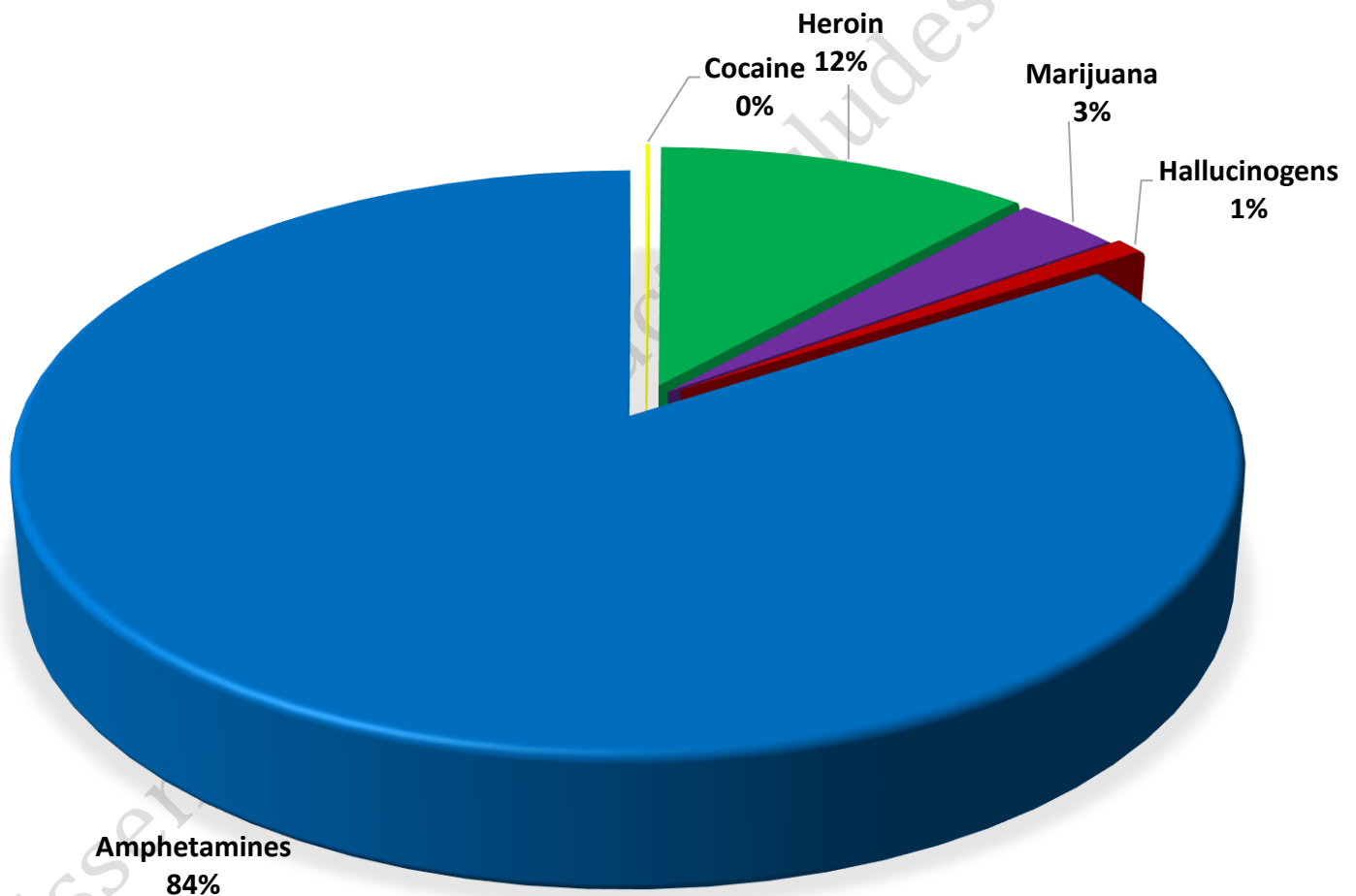
Combined Offense/Event Trends

	FEB 2021	FEB 2022
CompStat Offenses	263	226
Extended CompStat Offenses	495	480
Non-UCR Offenses	280	321
Reports Generated	801	785
Street Checks	70	116
Traffic Cites	93	53
Misdemeanor Citations	50	46
Jail Bookings	67	84

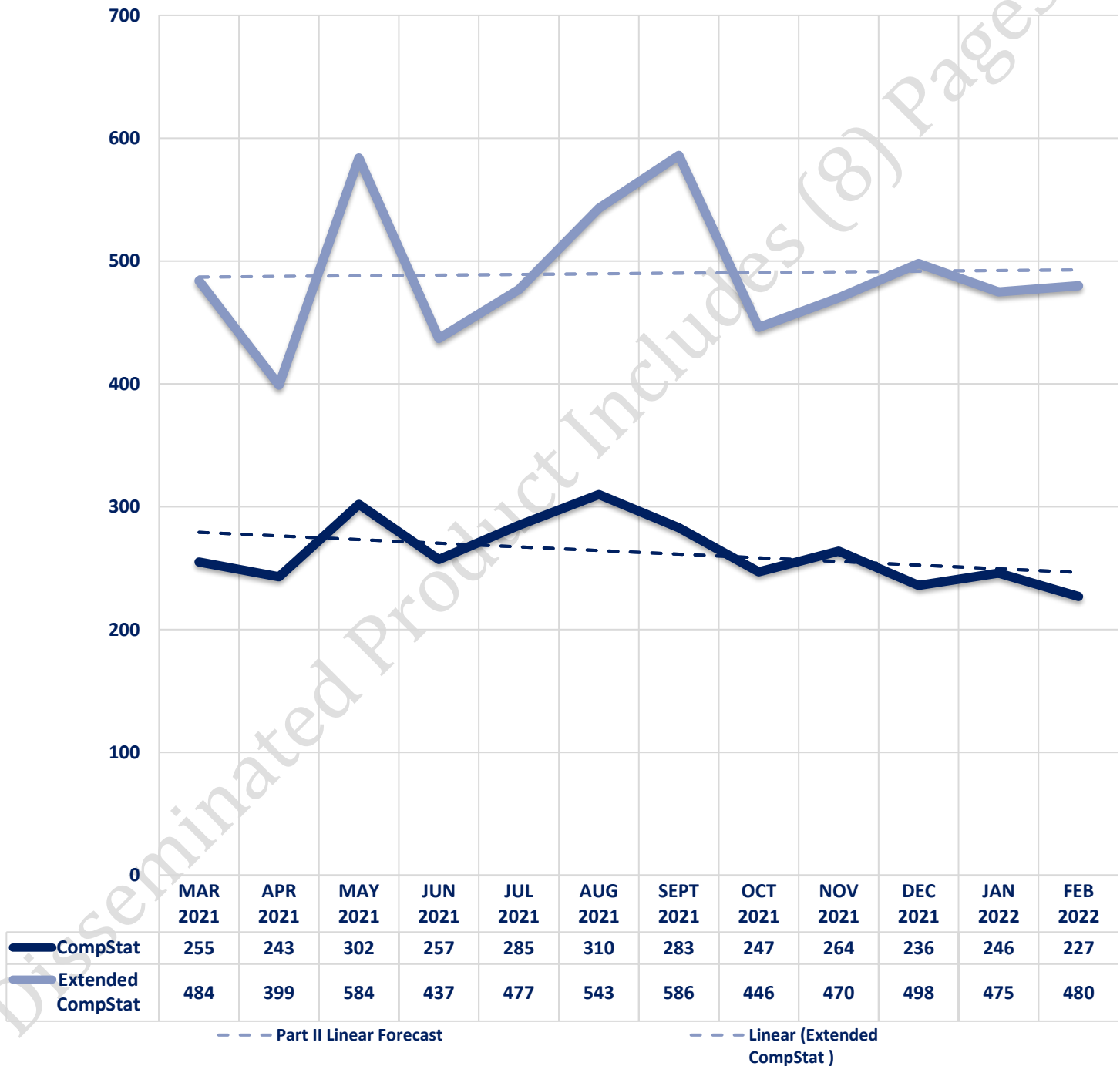


Seized Drugs

TYPE	DOSES	STREET VALUE
Cocaine	4.0	\$ 40.00
Heroin	368.3	\$ 3,683.00
Marijuana	104.0	\$ 624.10
Hallucinogens	28.7	\$ 57.50
Amphetamines	2688.5	\$ 26,885.00
TOTAL	3193.6	\$ 31,289.60



CompStat & Extended CompStat Offenses - One Year





CITY COUNCIL DISTRICT #5

MONTHLY OFFENSE SUMMARY

March 2022

These figures represent preliminary counts of original Police Incident Reports and include all offenses within the above listed City Council District only. Full statistical analysis to determine the confidence level of this data has not been performed. The results contained herein are approximate in relation to the listed area and may not fully coincide with data shown in other areas of SLCPD's Crime Statistics page such as Calls for Service, Crimes Trending, and Crime Reports due to and reflective of departmental procedures that were in place at the time the event occurred and the date this data was compiled. Results displayed are not distinguished as attempted or completed crimes, do not include other calls for police service, and only represent police service where a report was made. Police Incident Reports are classified by primary offense categories as defined by the Uniform Crime Reporting (UCR) system, however for this report all offenses are included, and each incident may have more than one offense listed on it. In cases where there is more than one offense listed, all offenses are counted individually. Although every reasonable verification effort is made, the accuracy of any data is subject to the constraints of the report generation process as well as the manner, format, and point in time of any query.

COMPSTAT OFFENSES: (Part I)

Chosen by the FBI as Part I Offenses because they are serious crimes that occur with regularity in all areas of the country and are likely to be reported to Police.

EXTENDED COMPSTAT OFFENSES: (Part II)

All other crimes other than the eight CompStat Offenses. The Uniform Crime Reporting Program gathers only arrest data for these offenses, however, SLCPD results displayed in this document display all of these, regardless of the presence of arrest data.

ALL OTHER OFFENSES:

Under the Extended CompStat Offense section, 'All Other Offenses' include Peeping Tom, Trespass, Kidnap/Abduction, Pornography, Extortion/Blackmail, Bribery, Warrants, Sexual Offenses, Obstruction, Public Peace, and Hit & Run.

NON-UCR OFFENSES:

Non-UCR Offenses include reports for all other offenses not classified as a CompStat or Extended CompStat Offense. Results displayed separate some of these offenses such as Ambulance Calls, Deaths, Missing Persons, Suicides, Suspicious Activity, and Traffic Accidents.

ALL OTHER NON-UCR:

Under the Non-UCR category, 'All Other' include the remainder of offenses not classified as CompStat or CompStat Extended and not separated from the Non-UCR Offenses. These include things such as Loud Parties, Barking Dogs, Mentally Ill Subjects, Citizen Assistance, etc.

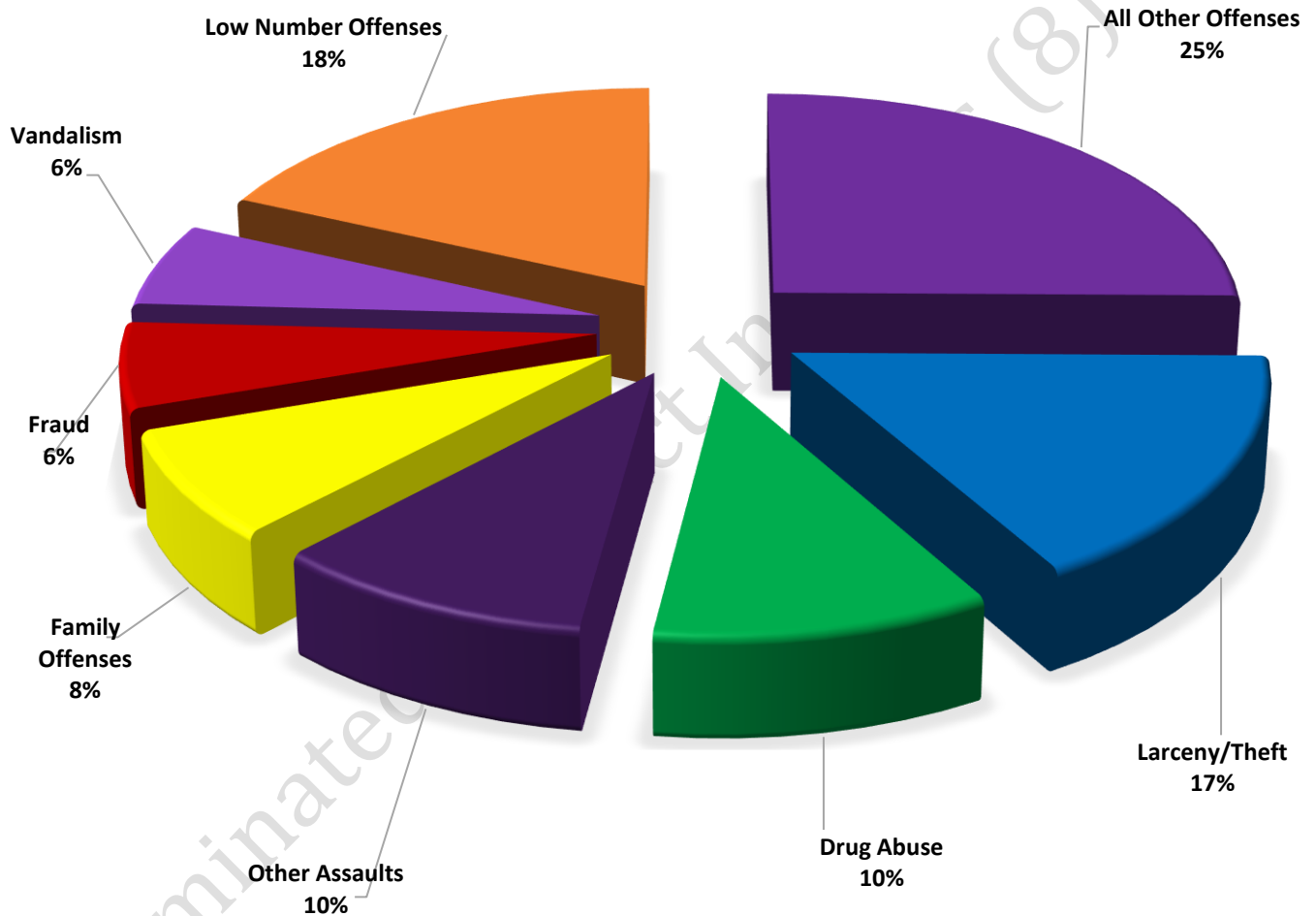
LOW NUMBER OFFENSES:

On page two, in the interest of space and allowing for easier viewing, the category titled 'Low Number Offenses' include CompStat and Extended CompStat Offenses from page one that have totals under the amount of 24.

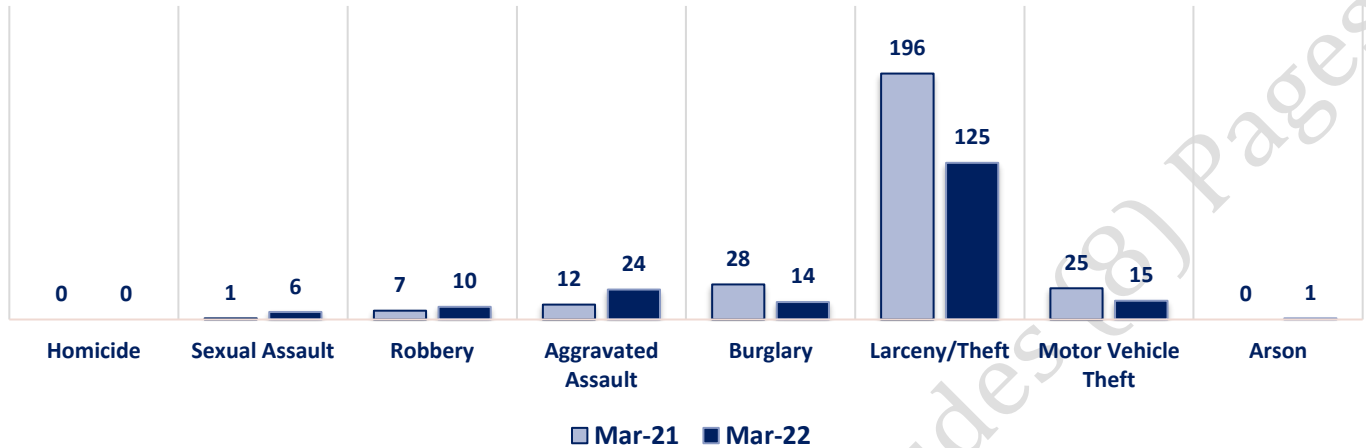
Offenses

COMPSTAT OFFENSES	VIOLENT	Offense	Mar-21	Mar-22	OFFENSE	Mar-21	Mar-22
		Homicide	0	0	Other Assaults	55	76
		Sexual Assault	1	6	Forgery/Counterfeiting	6	1
		Robbery	7	10	Fraud	37	46
		Aggravated Assault	12	24	Embezzlement	0	0
		Burglary	28	14	Stolen Property	11	5
		Larceny/Theft	196	125	Vandalism	38	45
		Motor Vehicle Theft	25	15	Weapons	8	13
		Arson	0	1	Prostitution	0	5
		COMPSTAT TOTALS	269	195	Sex Offenses	0	1
NON-UCR OFFENSES	Ambulance Calls	42	38	Drug Abuse	82	79	
	Deaths	3	4	Gambling	0	0	
	Missing Persons	8	5	Family Offenses	44	58	
	Suicides	0	0	DUI	16	11	
	Suspicious Activity	16	25	Liquor Laws	0	1	
	Traffic Accidents	54	60	Drunkenness	4	17	
	All Other	255	244	Disorderly Conduct	7	14	
	NON-UCR TOTALS	378	376	All Other Offenses	195	191	
TOTALS	COMPSTAT OFFENSES	269	195	Curfew/Loitering	0	0	
	EXTENDED COMPSTAT OFFENSES	503	563	Runaway	0	0	
	NON-UCR OFFENSES	378	376	EXTENDED COMPSTAT TOTALS	503	563	
	TOTAL	1150	1134				

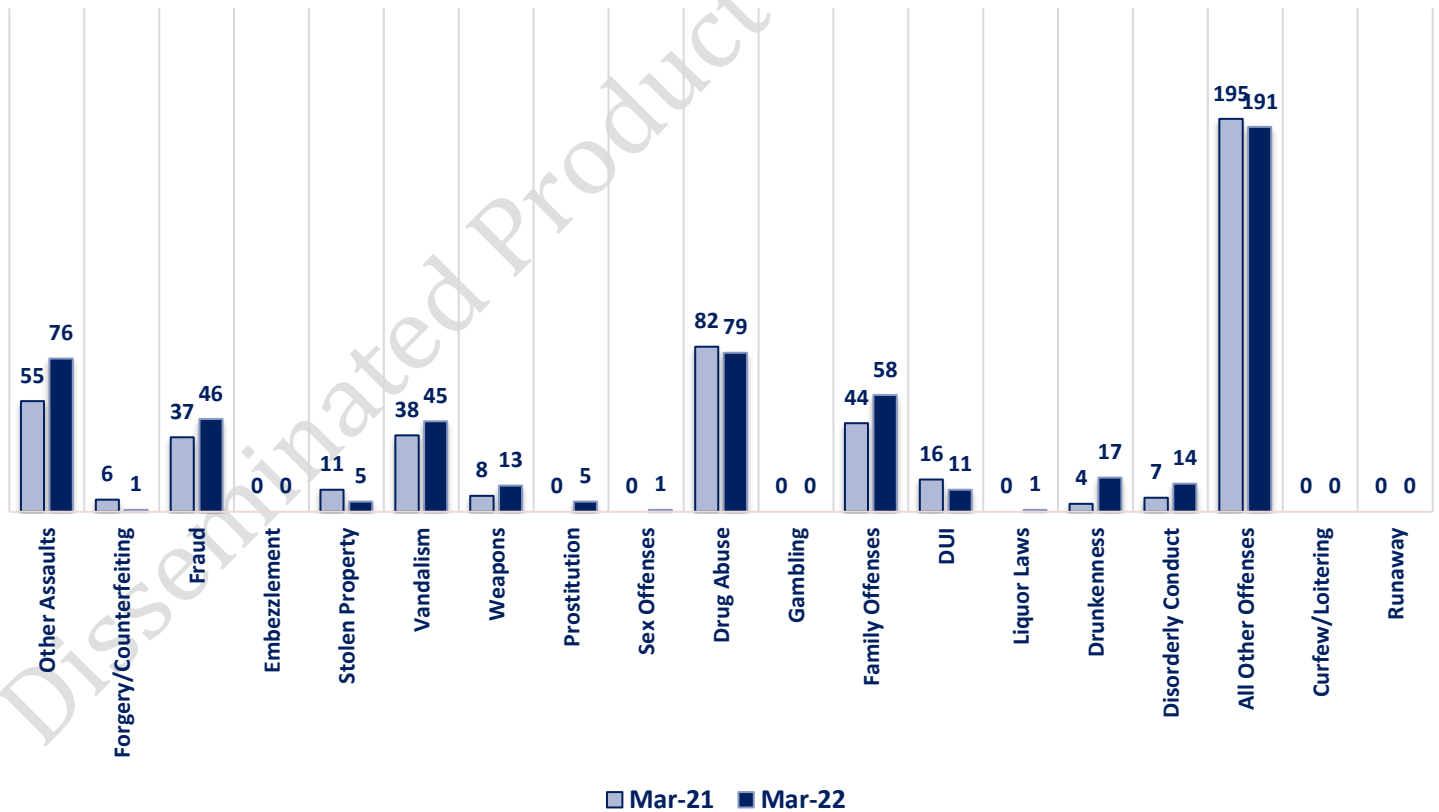
**MARCH 2022 - COMPSTAT AND EXTENDED COMPSTAT
OFFENSE PERCENTAGES**



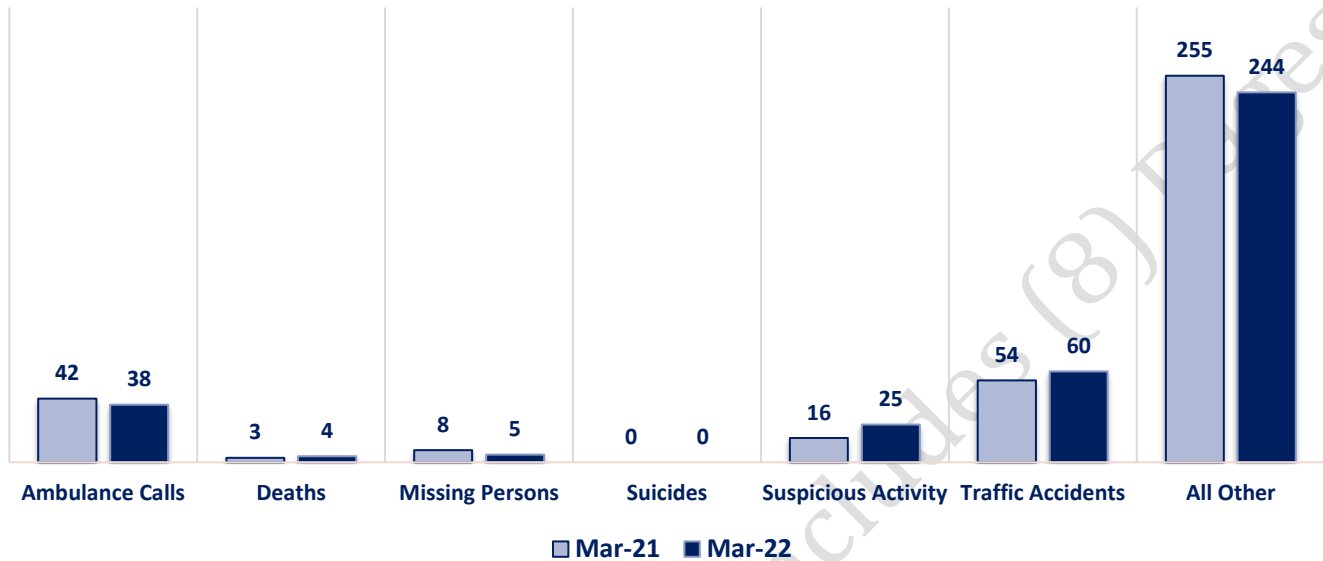
CompStat Offenses



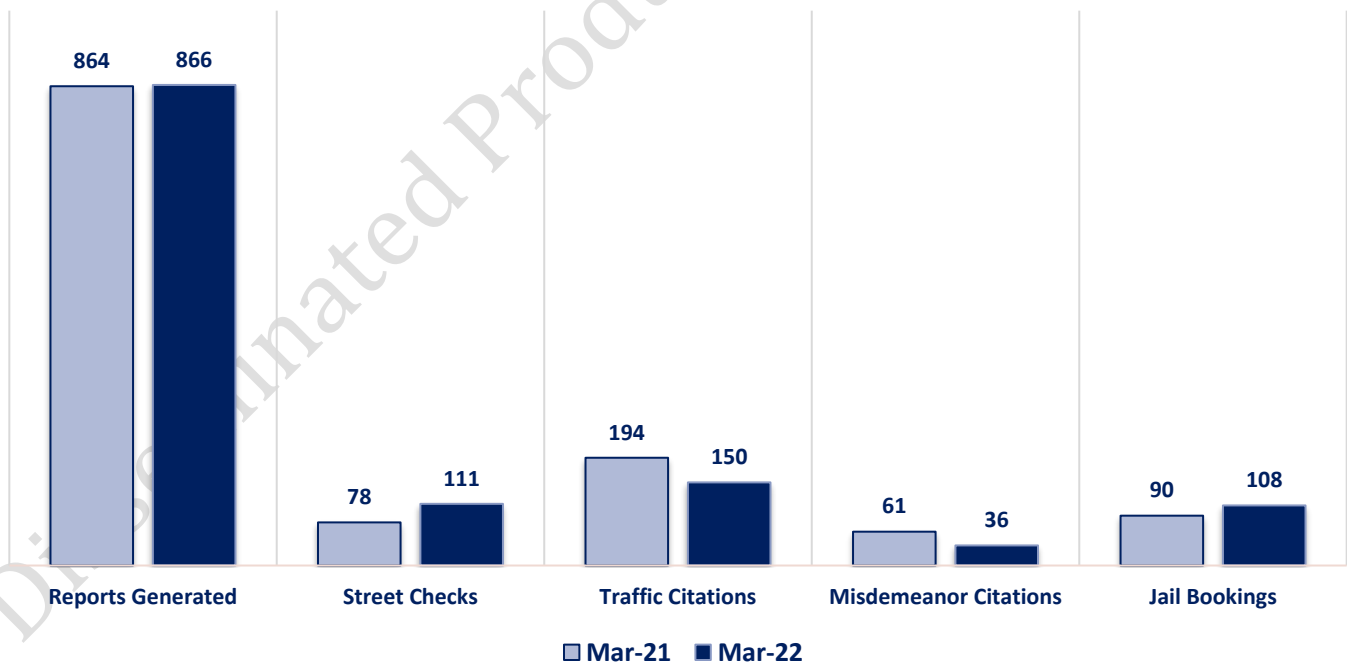
Extended CompStat Offenses



Non-UCR Offenses

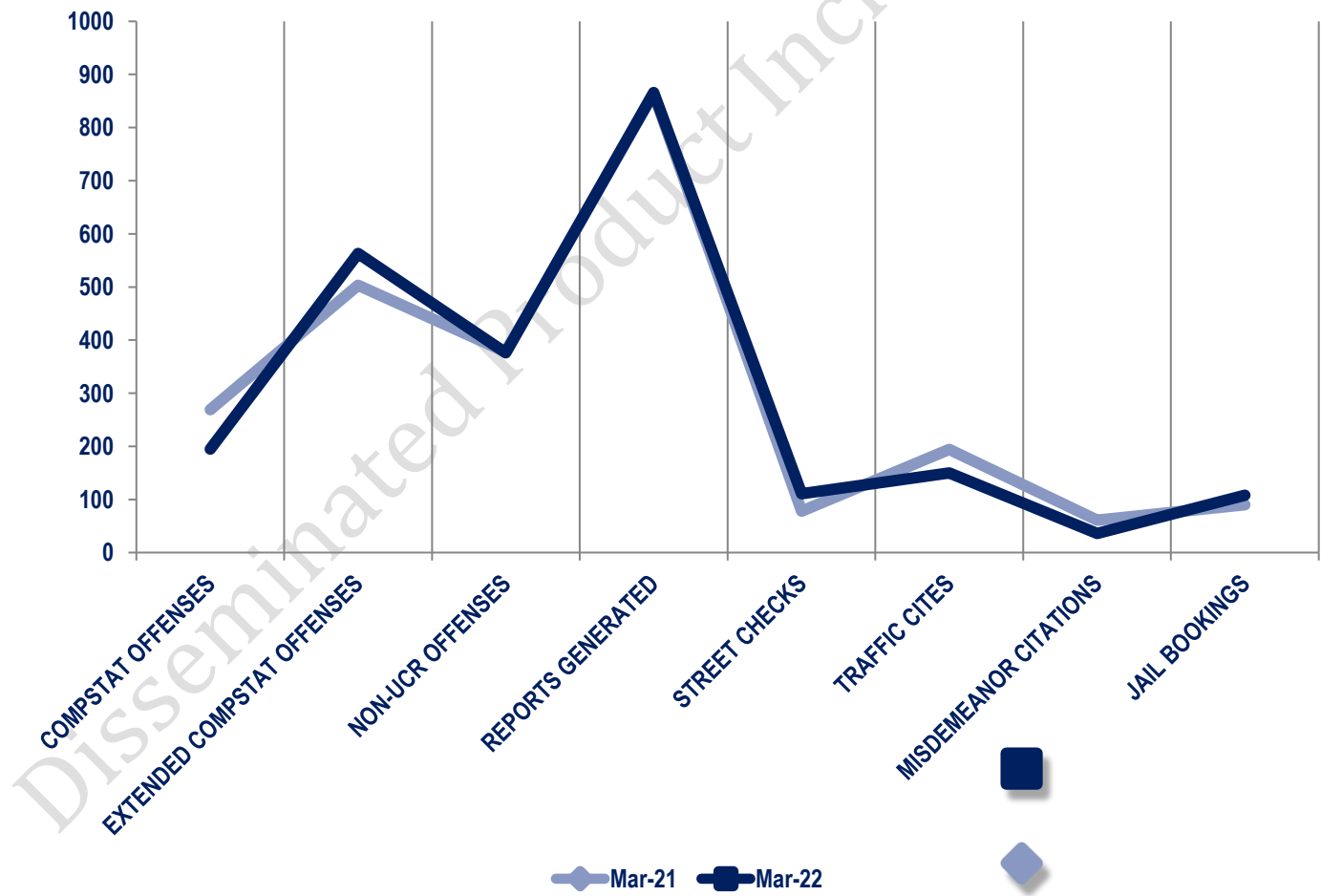


Other Event Totals



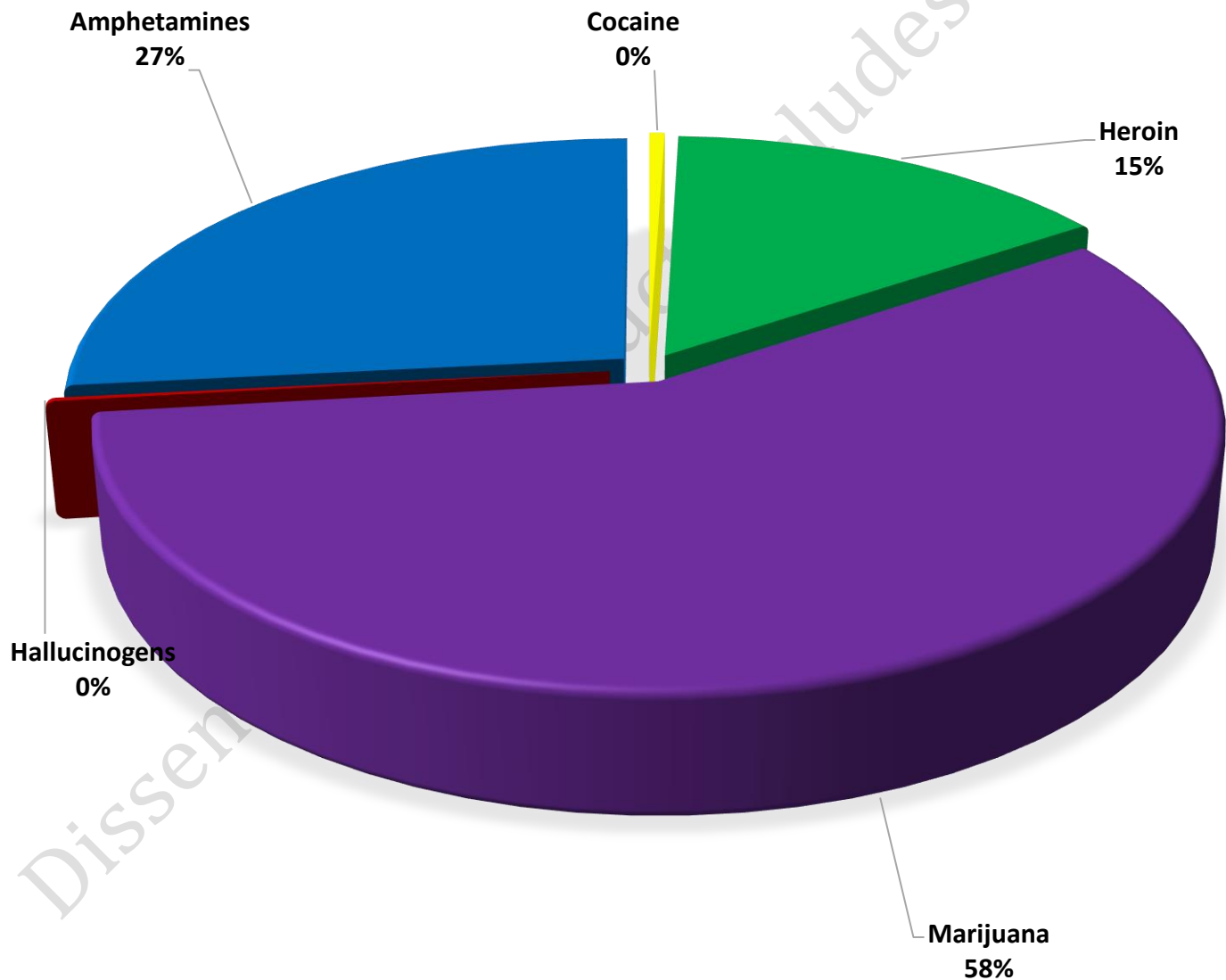
Combined Offense/Event Trends

	MAR 2021	MAR 2022
CompStat Offenses	269	195
Extended CompStat Offenses	503	563
Non-UCR Offenses	378	376
Reports Generated	864	866
Street Checks	78	111
Traffic Cites	194	150
Misdemeanor Citations	61	36
Jail Bookings	90	108

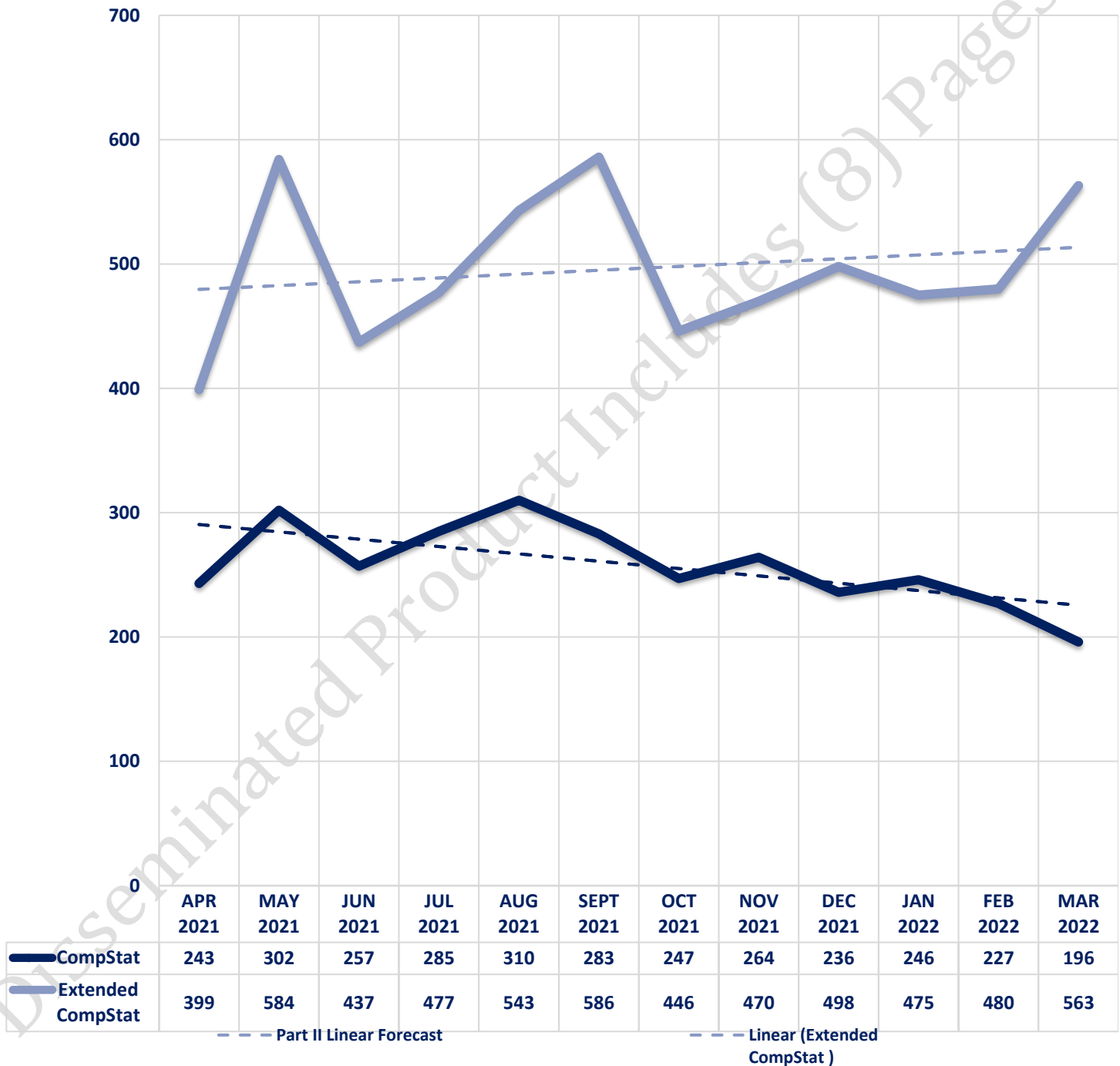


Seized Drugs

TYPE	DOSES	STREET VALUE
Cocaine	20.0	\$ 200.00
Heroin	580.0	\$ 5,800.00
Marijuana	2210.5	\$ 13,263.07
Hallucinogens	7.8	\$ 15.52
Amphetamines	1023.4	\$ 10,234.10
TOTAL	3841.7	\$ 29,512.69



CompStat & Extended CompStat Offenses - One Year





CITY COUNCIL DISTRICT #5

MONTHLY OFFENSE SUMMARY

April 2022

These figures represent preliminary counts of original Police Incident Reports and include all offenses within the above listed City Council District only. Full statistical analysis to determine the confidence level of this data has not been performed. The results contained herein are approximate in relation to the listed area and may not fully coincide with data shown in other areas of SLCPD's Crime Statistics page such as Calls for Service, Crimes Trending, and Crime Reports due to and reflective of departmental procedures that were in place at the time the event occurred and the date this data was compiled. Results displayed are not distinguished as attempted or completed crimes, do not include other calls for police service, and only represent police service where a report was made. Police Incident Reports are classified by primary offense categories as defined by the Uniform Crime Reporting (UCR) system, however for this report all offenses are included, and each incident may have more than one offense listed on it. In cases where there is more than one offense listed, all offenses are counted individually. Although every reasonable verification effort is made, the accuracy of any data is subject to the constraints of the report generation process as well as the manner, format, and point in time of any query.

COMPSTAT OFFENSES: (Part I)

Chosen by the FBI as Part I Offenses because they are serious crimes that occur with regularity in all areas of the country and are likely to be reported to Police.

EXTENDED COMPSTAT OFFENSES: (Part II)

All other crimes other than the eight CompStat Offenses. The Uniform Crime Reporting Program gathers only arrest data for these offenses, however, SLCPD results displayed in this document display all of these, regardless of the presence of arrest data.

ALL OTHER OFFENSES:

Under the Extended CompStat Offense section, 'All Other Offenses' include Peeping Tom, Trespass, Kidnap/Abduction, Pornography, Extortion/Blackmail, Bribery, Warrants, Sexual Offenses, Obstruction, Public Peace, and Hit & Run.

NON-UCR OFFENSES:

Non-UCR Offenses include reports for all other offenses not classified as a CompStat or Extended CompStat Offense. Results displayed separate some of these offenses such as Ambulance Calls, Deaths, Missing Persons, Suicides, Suspicious Activity, and Traffic Accidents.

ALL OTHER NON-UCR:

Under the Non-UCR category, 'All Other' include the remainder of offenses not classified as CompStat or CompStat Extended and not separated from the Non-UCR Offenses. These include things such as Loud Parties, Barking Dogs, Mentally Ill Subjects, Citizen Assistance, etc.

LOW NUMBER OFFENSES:

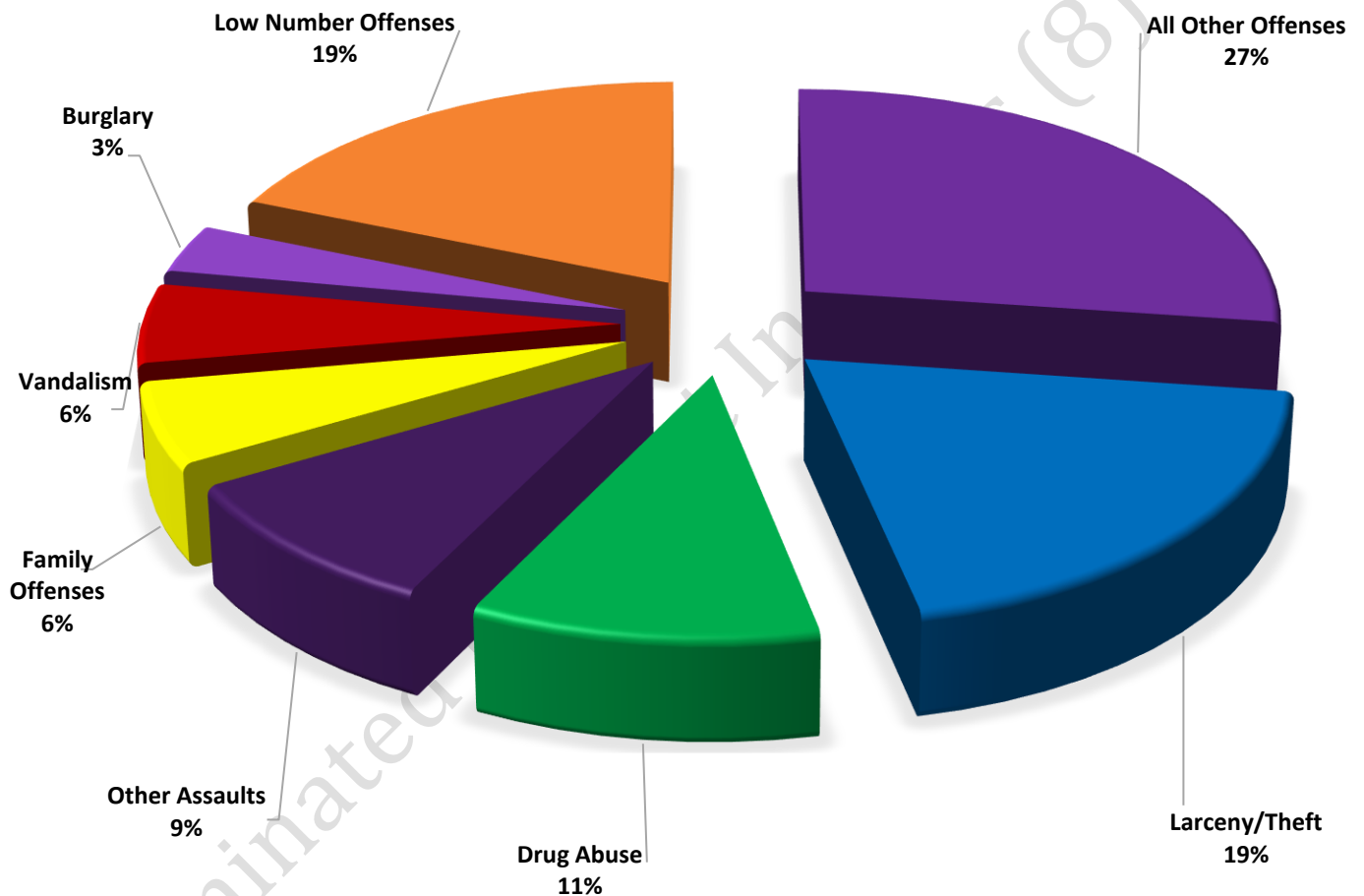
On page two, in the interest of space and allowing for easier viewing, the category titled 'Low Number Offenses' include CompStat and Extended CompStat Offenses from page one that have totals under the amount of 22.

Offenses

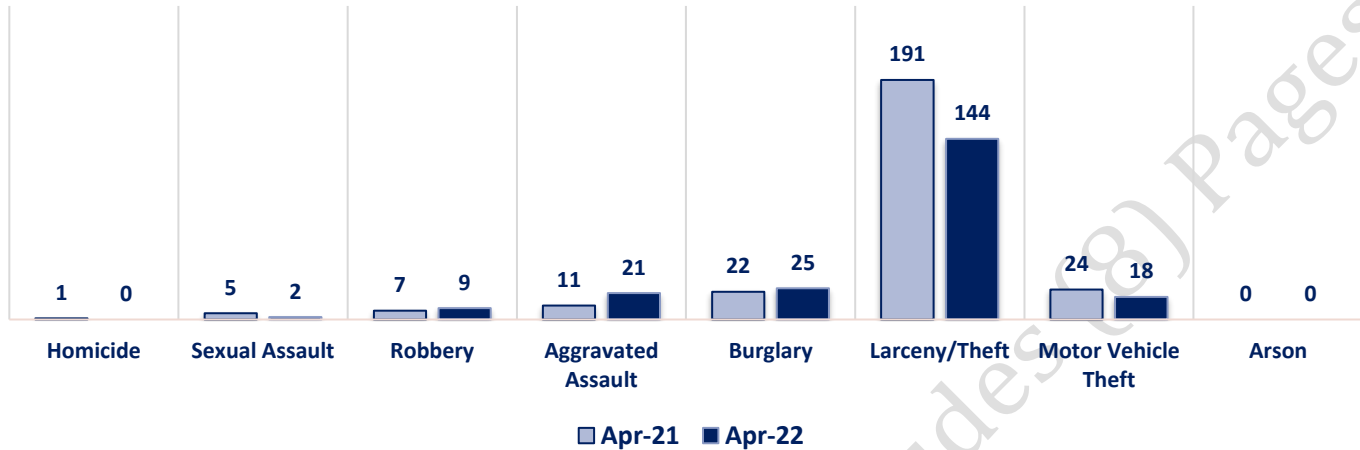
COMPSTAT OFFENSES	VIOLENT	Offense	Apr-21	Apr-22	EXTENDED COMPSTAT OFFENSES
		Homicide	1	0	
		Sexual Assault	5	2	
		Robbery	7	9	
		Aggravated Assault	11	21	
		Burglary	22	25	
		Larceny/Theft	191	144	
		Motor Vehicle Theft	24	18	
		Arson	0	0	
NON-UCR OFFENSES	PROPERTY	COMPSTAT TOTALS	261	219	
		Ambulance Calls	23	44	
		Deaths	3	5	
		Missing Persons	6	10	
		Suicides	0	0	
		Suspicious Activity	31	37	
		Traffic Accidents	51	64	
		All Other	225	200	
		NON-UCR TOTALS	339	360	
TOTALS		COMPSTAT OFFENSES	261	219	
		EXTENDED COMPSTAT OFFENSES	425	517	
		NON-UCR OFFENSES	339	360	
		TOTAL	1025	1096	

OFFENSE	Apr-21	Apr-22
Other Assaults	53	68
Forgery/Counterfeiting	5	2
Fraud	40	22
Embezzlement	0	0
Stolen Property	6	9
Vandalism	40	41
Weapons	7	12
Prostitution	1	2
Sex Offenses	4	2
Drug Abuse	48	78
Gambling	0	0
Family Offenses	34	42
DUI	5	15
Liquor Laws	1	1
Drunkenness	7	12
Disorderly Conduct	8	11
All Other Offenses	165	200
Curfew/Loitering	1	0
EXTENDED COMPSTAT TOTALS	425	517

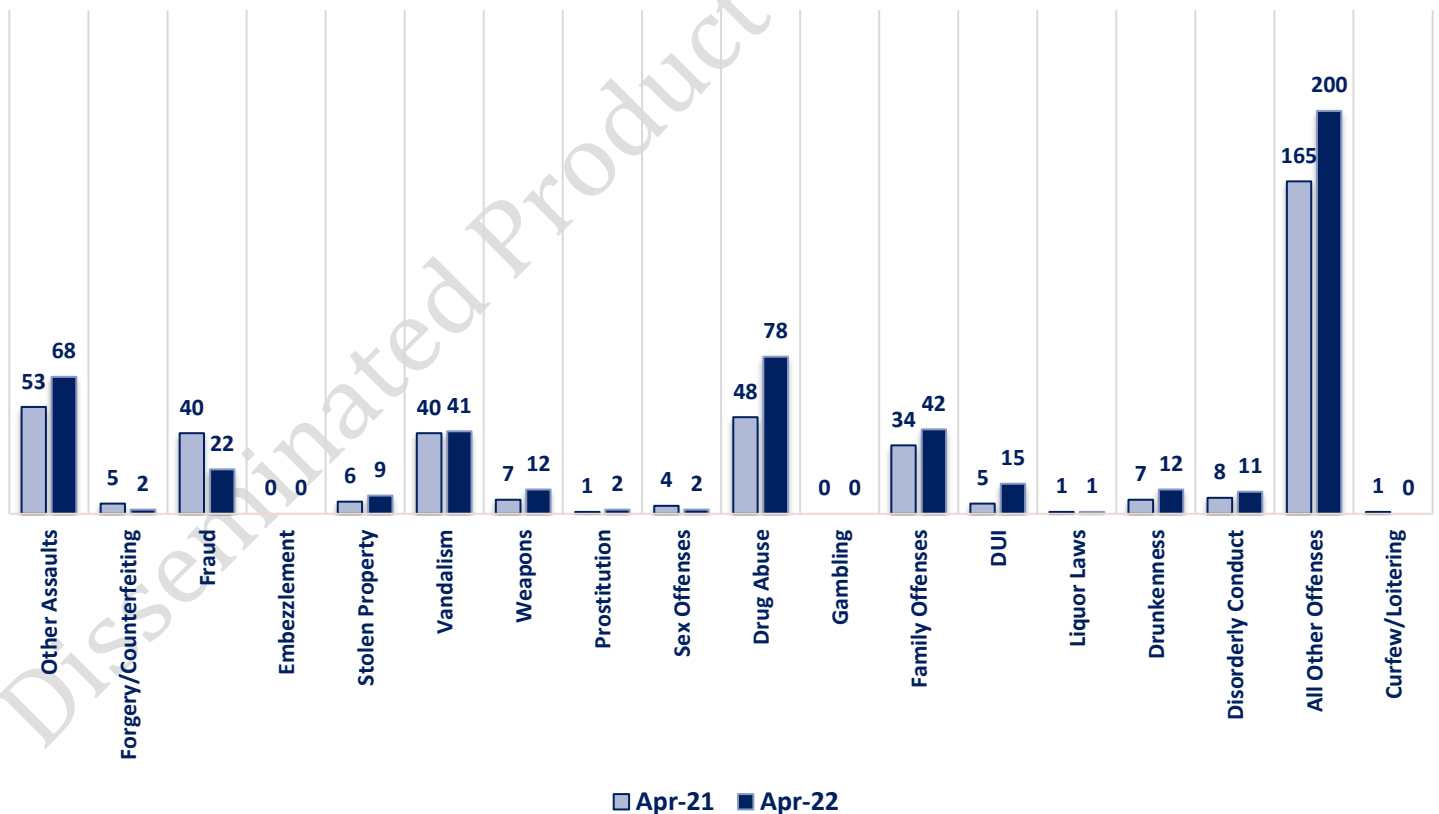
APRIL 2022 - COMPSTAT AND EXTENDED COMPSTAT OFFENSE PERCENTAGES



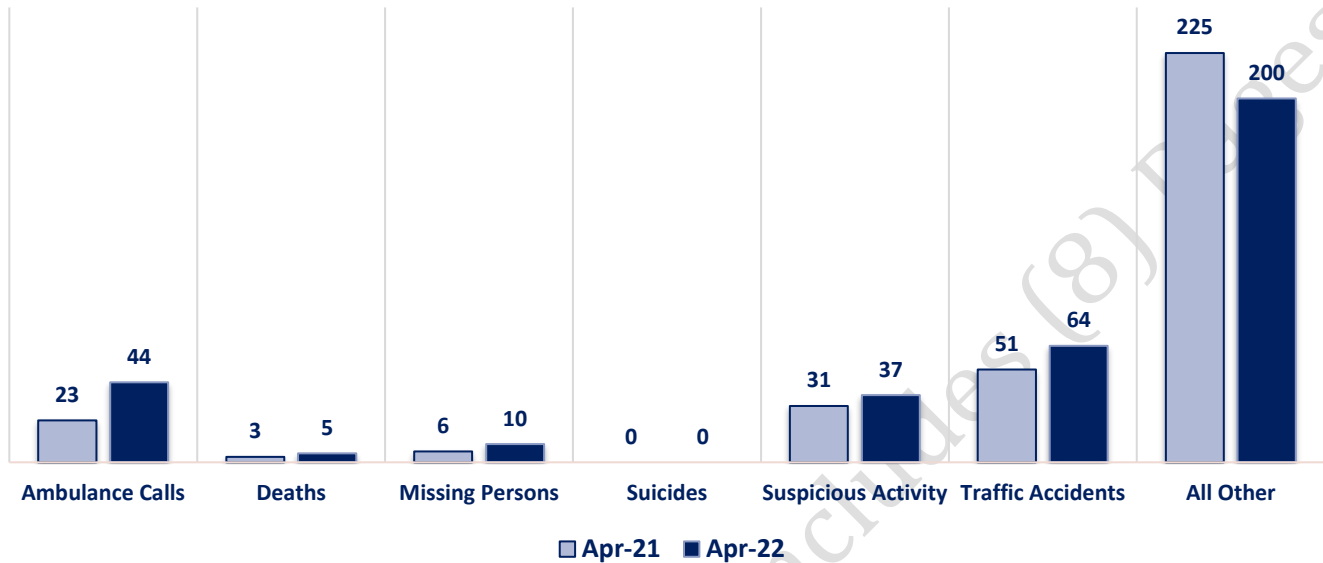
CompStat Offenses



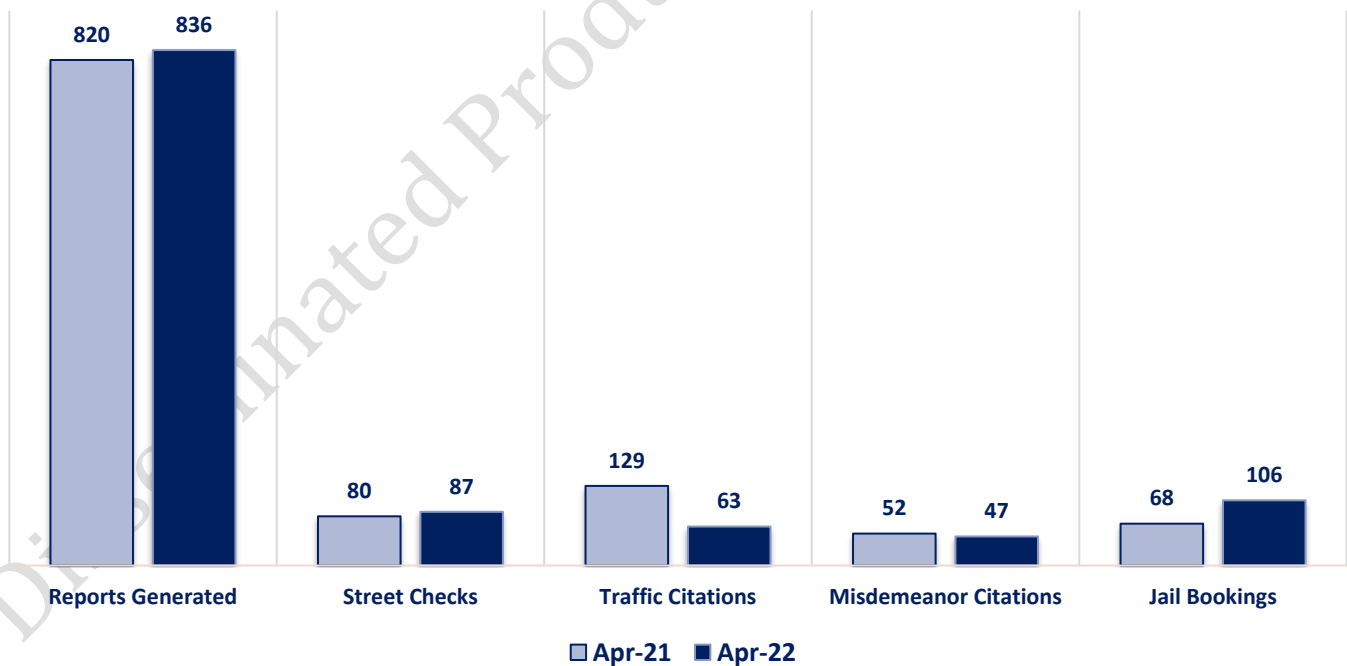
Extended CompStat Offenses



Non-UCR Offenses

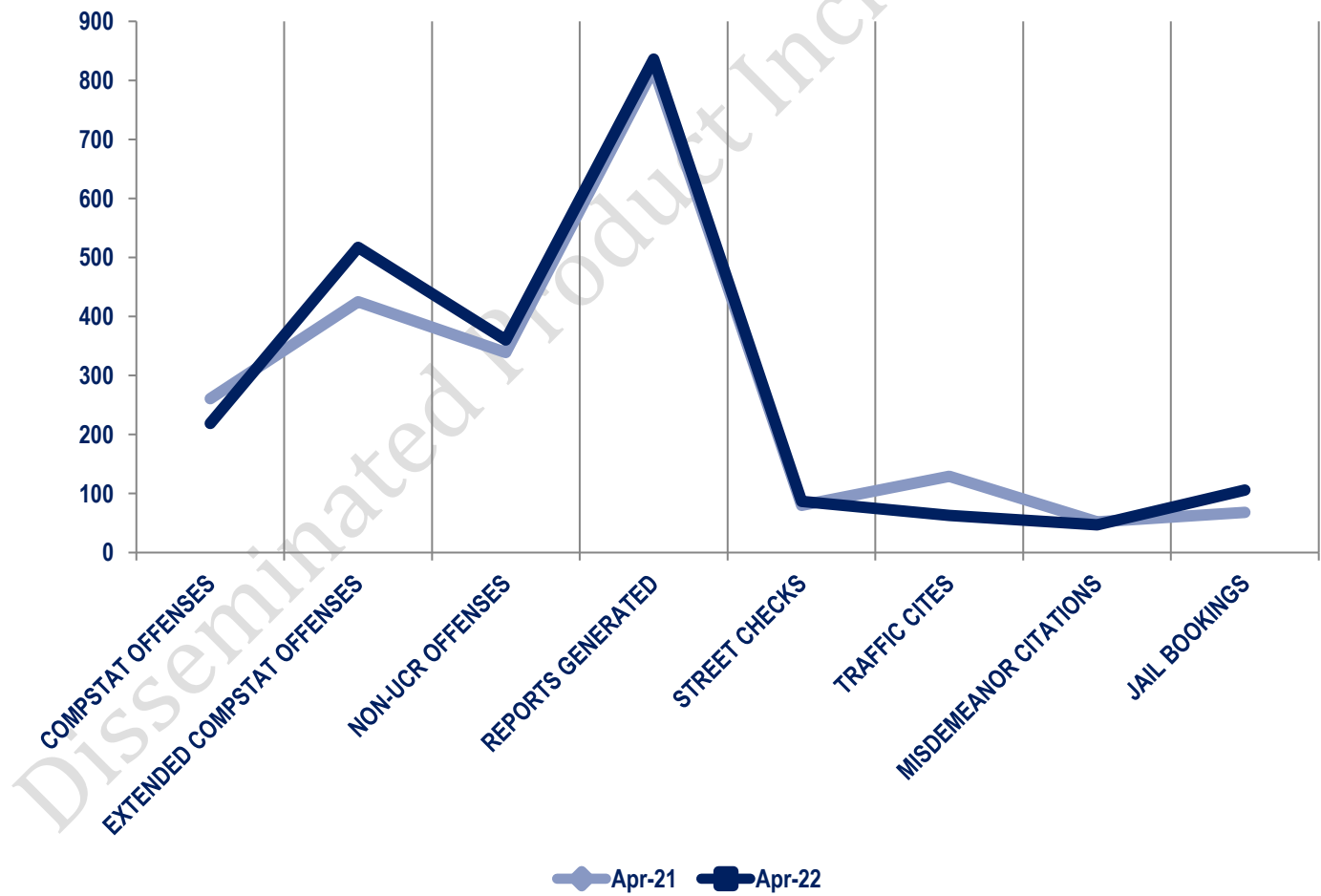


Other Event Totals



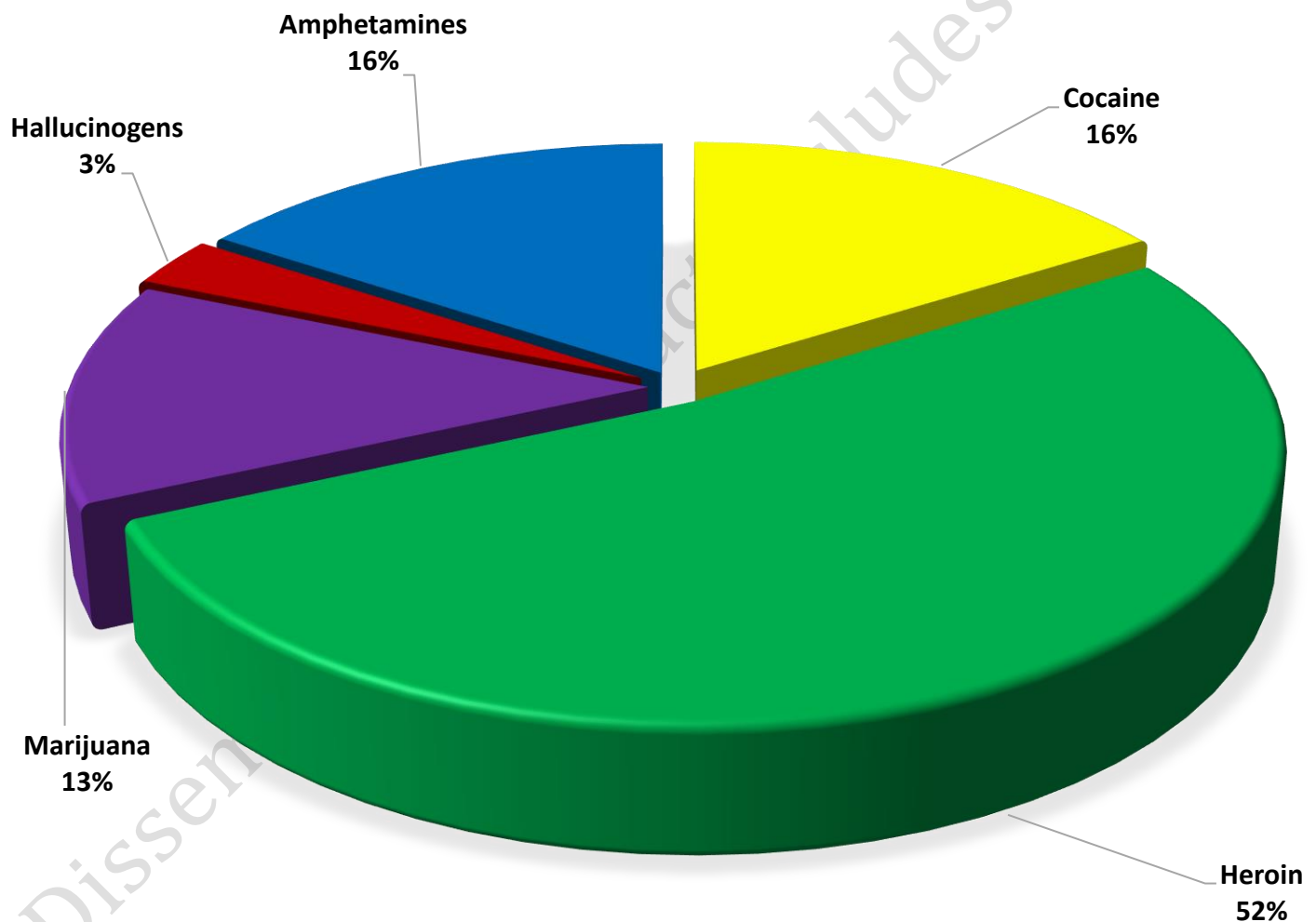
Combined Offense/Event Trends

	APR 2021	APR 2022
CompStat Offenses	261	219
Extended CompStat Offenses	425	517
Non-UCR Offenses	339	360
Reports Generated	820	836
Street Checks	80	87
Traffic Cites	129	63
Misdemeanor Citations	52	47
Jail Bookings	68	106

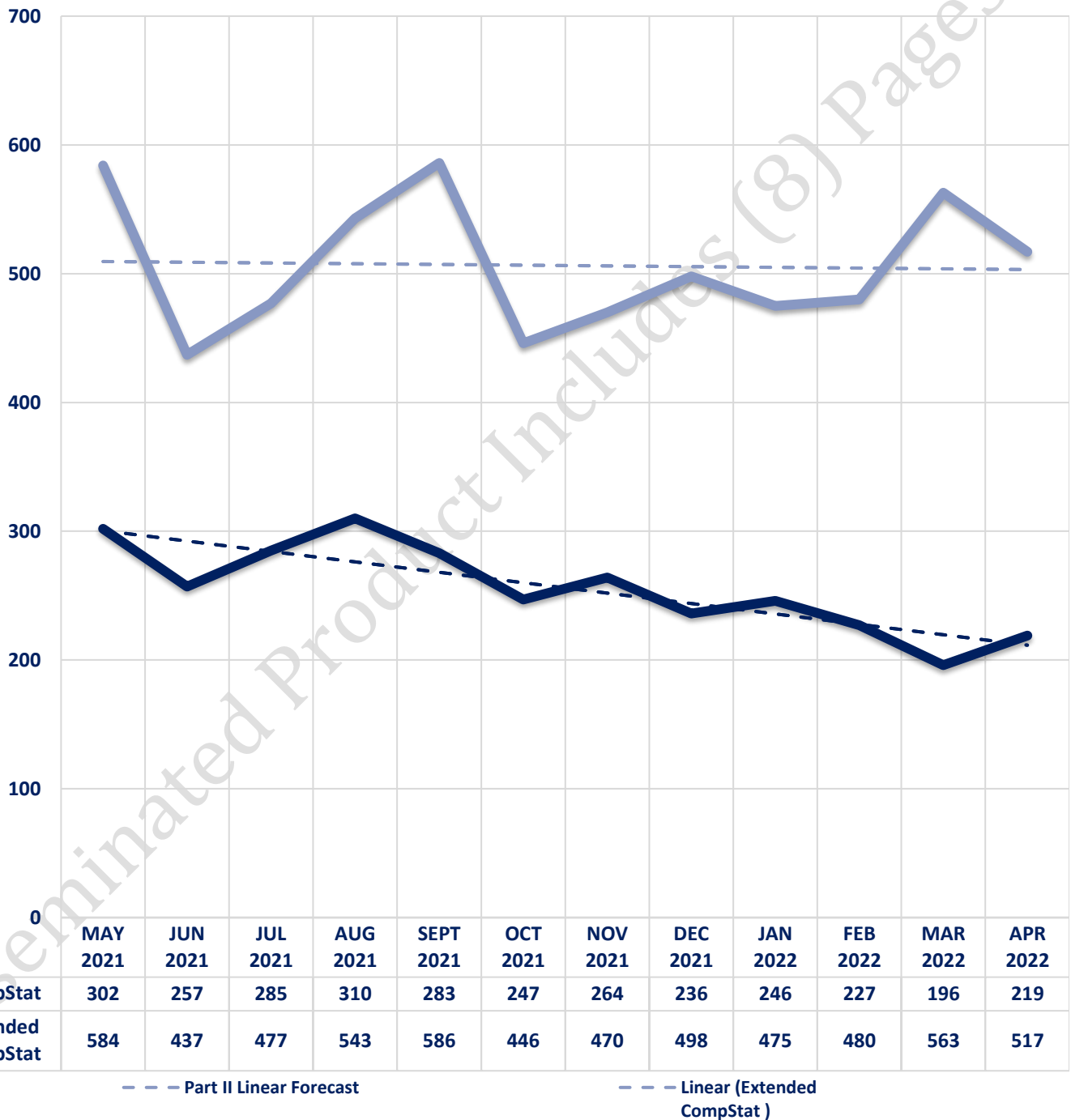


Seized Drugs

TYPE	DOSES	STREET VALUE
Cocaine	912.5	\$ 6,387.50
Heroin	2969.0	\$ 22,119.05
Marijuana	741.5	\$ 2,461.94
Hallucinogens	167.7	\$ 335.46
Amphetamines	893.0	\$ 6,251.00
TOTAL	5683.8	\$ 37,554.94



CompStat & Extended CompStat Offenses - One Year





CITY COUNCIL DISTRICT #5

MONTHLY OFFENSE SUMMARY

May 2022

These figures represent preliminary counts of original Police Incident Reports and include all offenses within the above listed City Council District only. Full statistical analysis to determine the confidence level of this data has not been performed. The results contained herein are approximate in relation to the listed area and may not fully coincide with data shown in other areas of SLCPD's Crime Statistics page such as Calls for Service, Crimes Trending, and Crime Reports due to and reflective of departmental procedures that were in place at the time the event occurred and the date this data was compiled. Results displayed are not distinguished as attempted or completed crimes, do not include other calls for police service, and only represent police service where a report was made. Police Incident Reports are classified by primary offense categories as defined by the Uniform Crime Reporting (UCR) system, however for this report all offenses are included, and each incident may have more than one offense listed on it. In cases where there is more than one offense listed, all offenses are counted individually. Although every reasonable verification effort is made, the accuracy of any data is subject to the constraints of the report generation process as well as the manner, format, and point in time of any query.

COMPSTAT OFFENSES: (Part I)

Chosen by the FBI as Part I Offenses because they are serious crimes that occur with regularity in all areas of the country and are likely to be reported to Police.

EXTENDED COMPSTAT OFFENSES: (Part II)

All other crimes other than the eight CompStat Offenses. The Uniform Crime Reporting Program gathers only arrest data for these offenses, however, SLCPD results displayed in this document display all of these, regardless of the presence of arrest data.

ALL OTHER OFFENSES:

Under the Extended CompStat Offense section, 'All Other Offenses' include Peeping Tom, Trespass, Kidnap/Abduction, Pornography, Extortion/Blackmail, Bribery, Warrants, Sexual Offenses, Obstruction, Public Peace, and Hit & Run.

NON-UCR OFFENSES:

Non-UCR Offenses include reports for all other offenses not classified as a CompStat or Extended CompStat Offense. Results displayed separate some of these offenses such as Ambulance Calls, Deaths, Missing Persons, Suicides, Suspicious Activity, and Traffic Accidents.

ALL OTHER NON-UCR:

Under the Non-UCR category, 'All Other' include the remainder of offenses not classified as CompStat or CompStat Extended and not separated from the Non-UCR Offenses. These include things such as Loud Parties, Barking Dogs, Mentally Ill Subjects, Citizen Assistance, etc.

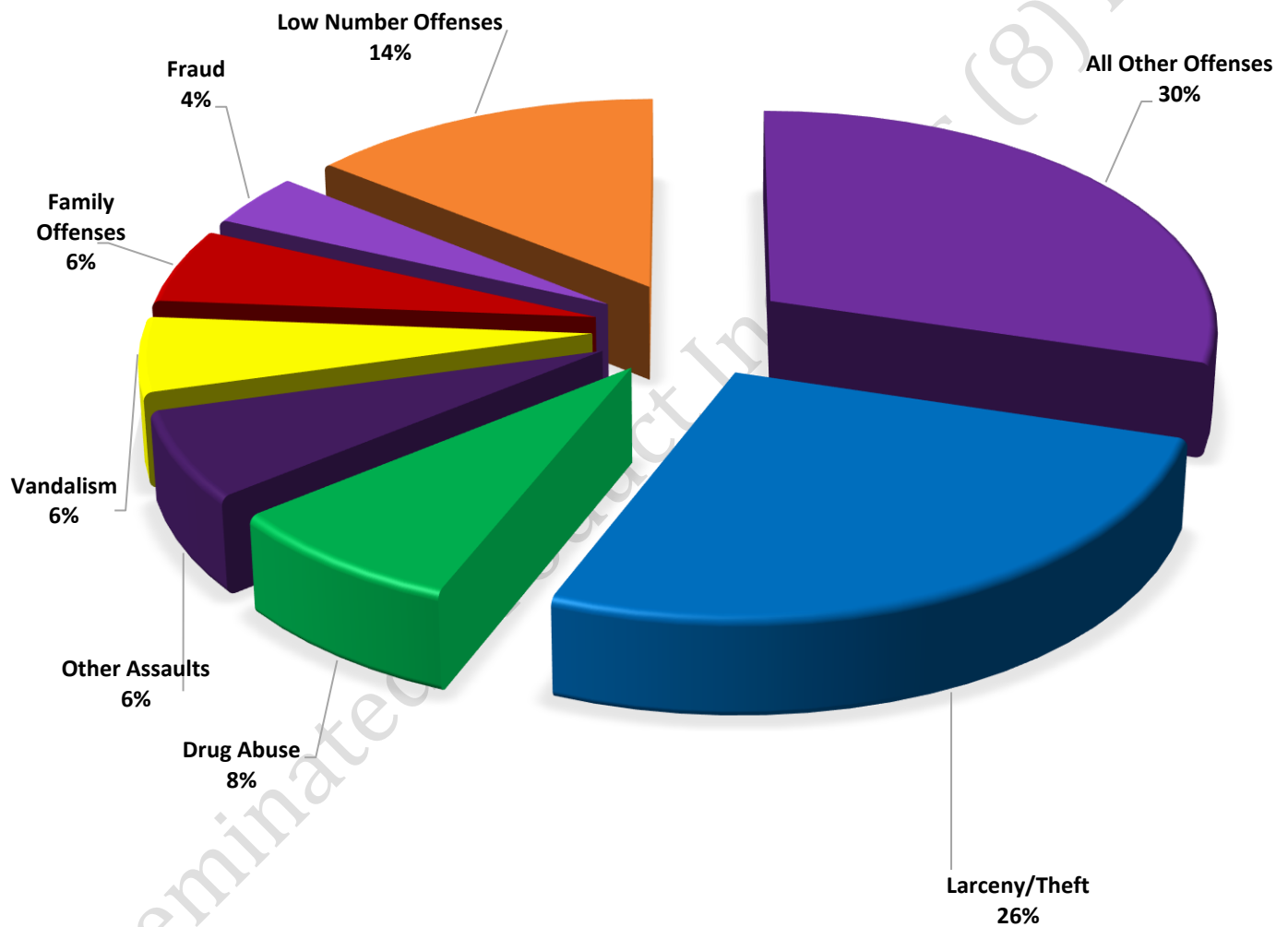
LOW NUMBER OFFENSES:

On page two, in the interest of space and allowing for easier viewing, the category titled 'Low Number Offenses' include CompStat and Extended CompStat Offenses from page one that have totals under the amount of 25.

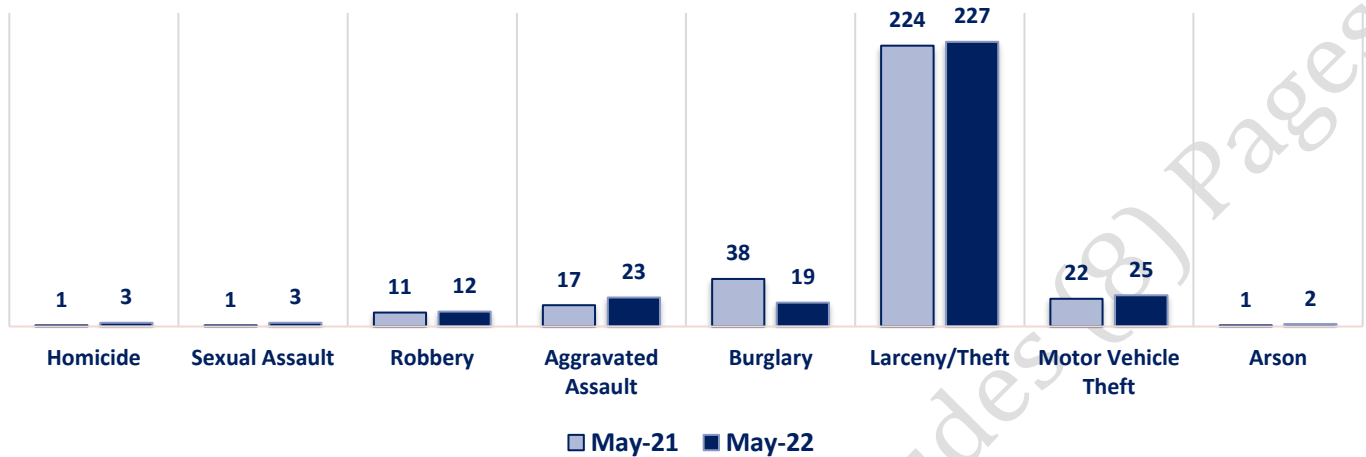
Offenses

COMPSTAT OFFENSES	VIOLENT	Offense	May-21	May-22	EXTENDED COMPSTAT OFFENSES
		Homicide	1	3	
		Sexual Assault	1	3	
		Robbery	11	12	
		Aggravated Assault	17	23	
		Burglary	38	19	
		Larceny/Theft	224	227	
		Motor Vehicle Theft	22	25	
		Arson	1	2	
NON-UCR OFFENSES	PROPERTY	COMPSTAT TOTALS	315	314	
		Ambulance Calls	35	30	
		Deaths	5	6	
		Missing Persons	6	10	
		Suicides	1	0	
		Suspicious Activity	31	30	
		Traffic Accidents	66	67	
		All Other	241	236	
		NON-UCR TOTALS	385	379	
TOTALS		COMPSTAT OFFENSES	315	314	
		EXTENDED COMPSTAT OFFENSES	619	545	
		NON-UCR OFFENSES	385	379	
		TOTAL	1319	1238	

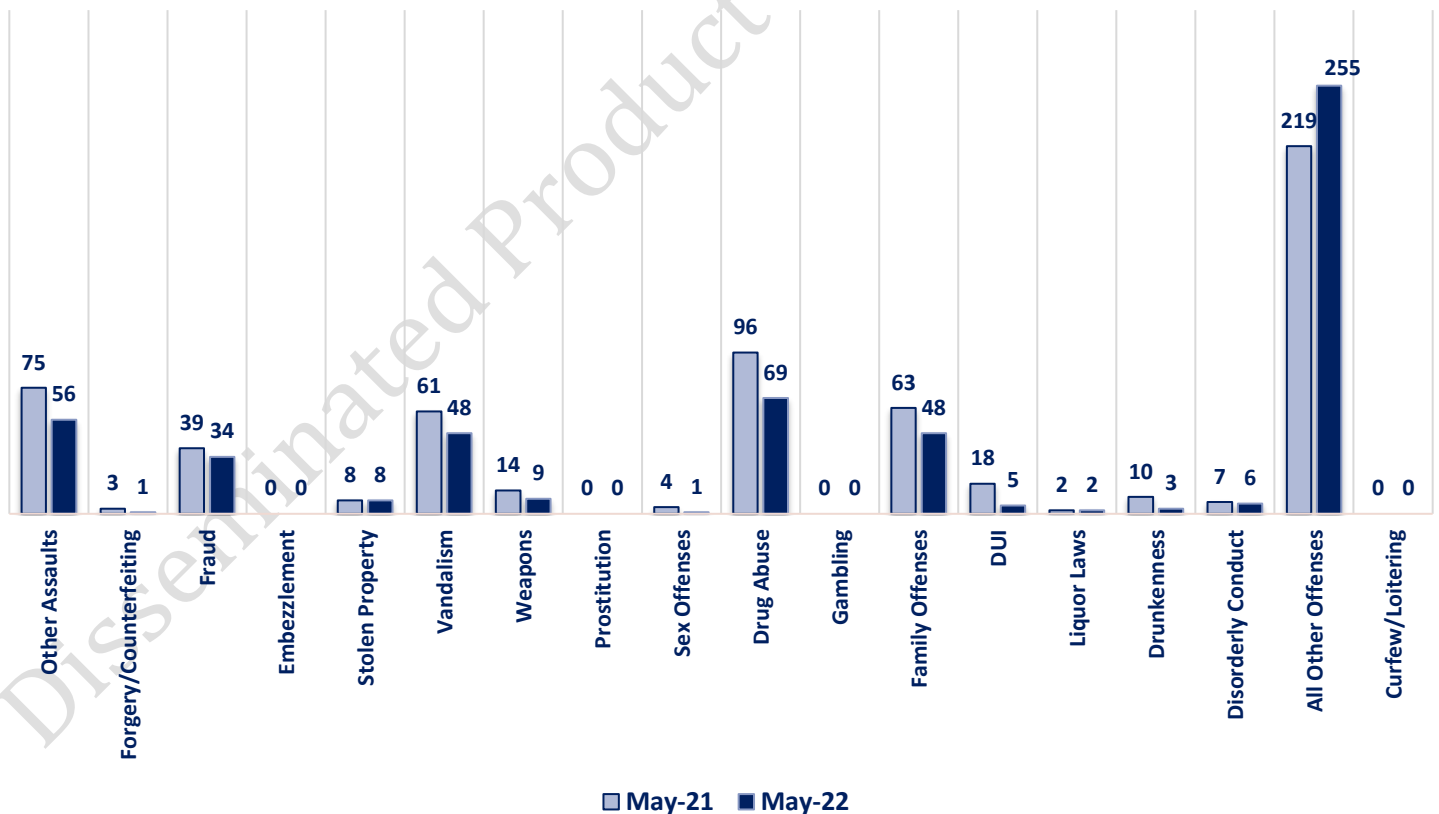
MAY 2022 - COMPSTAT AND EXTENDED COMPSTAT OFFENSE PERCENTAGES



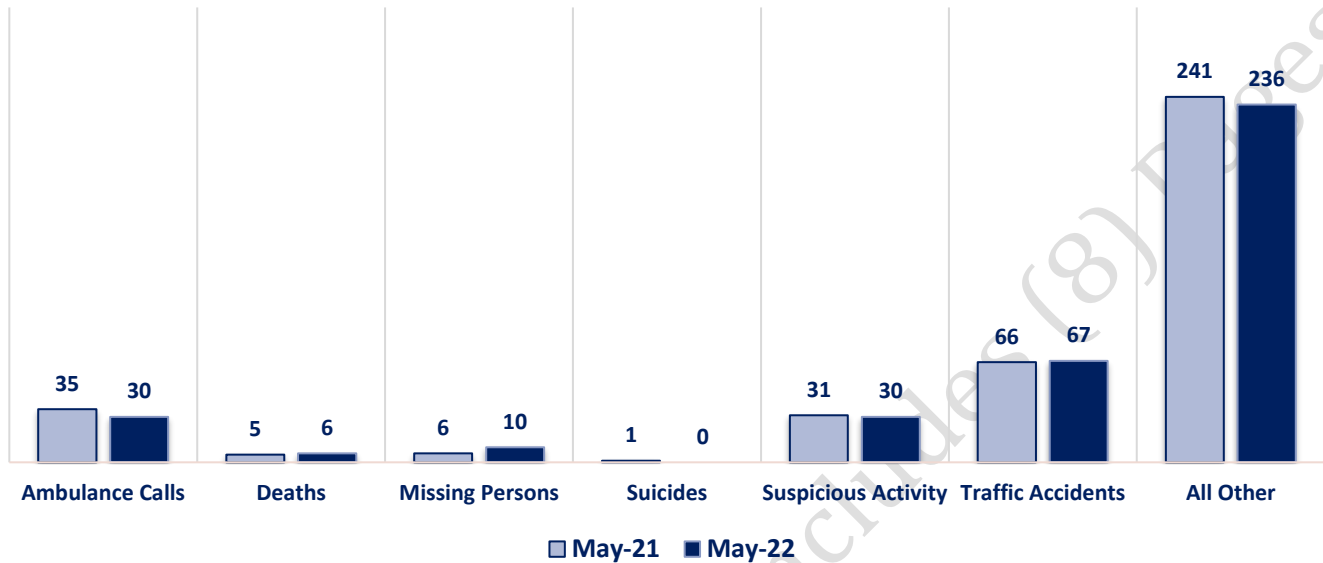
CompStat Offenses



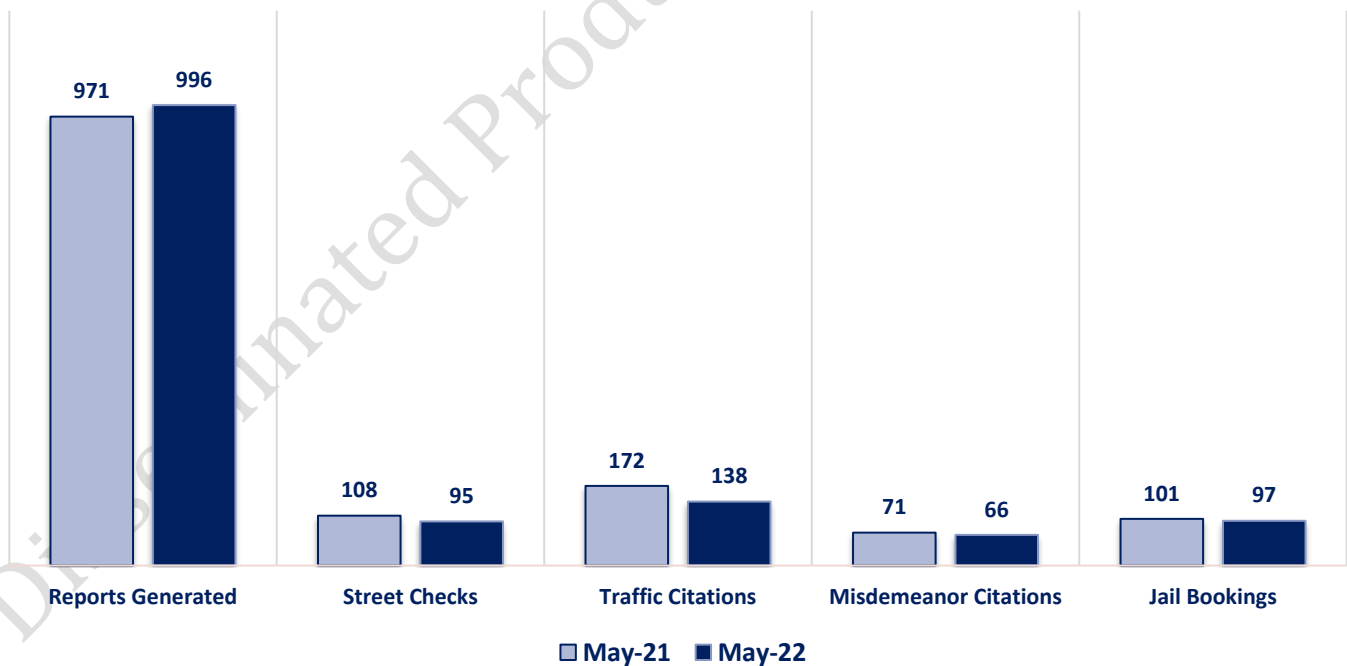
Extended CompStat Offenses



Non-UCR Offenses

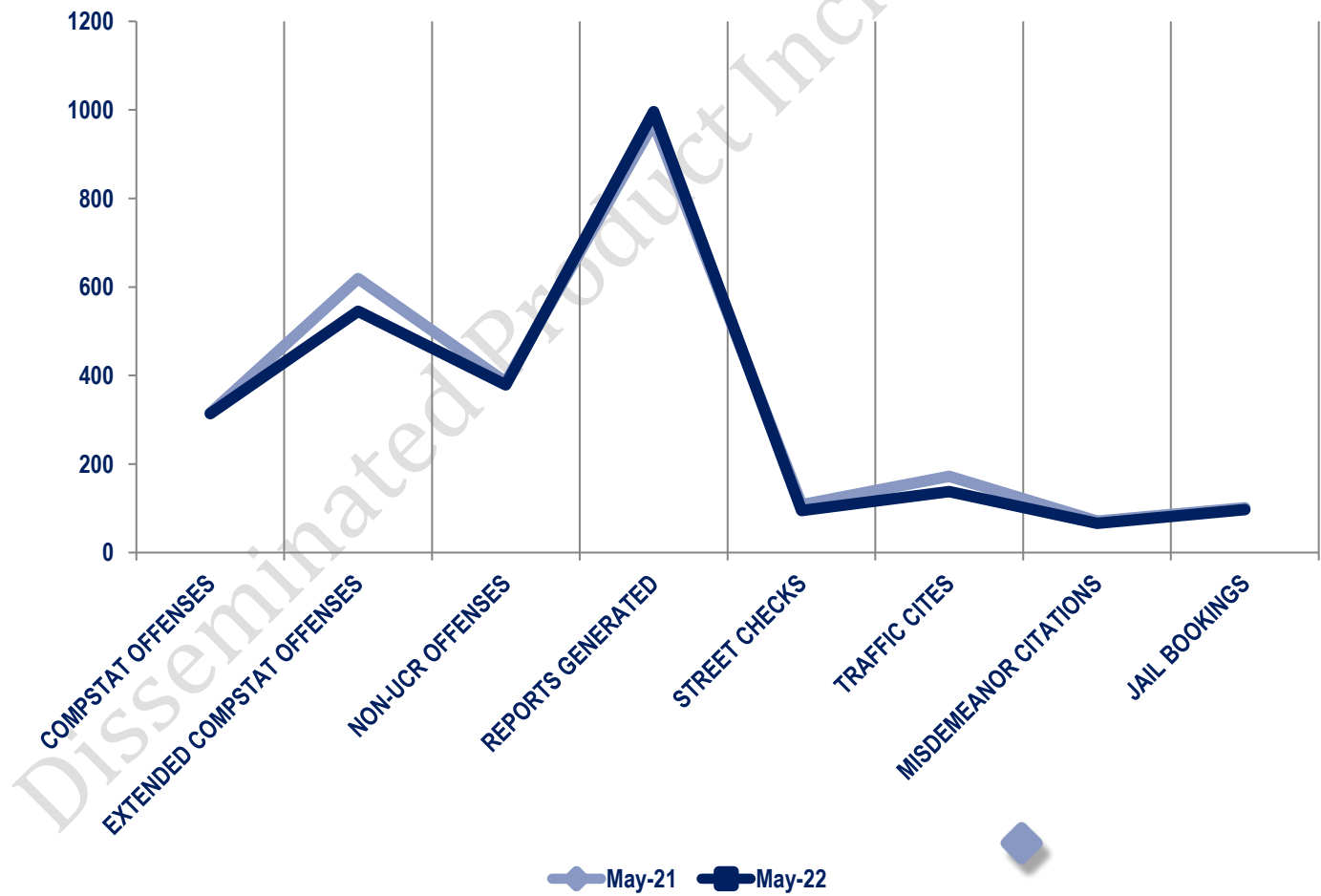


Other Event Totals



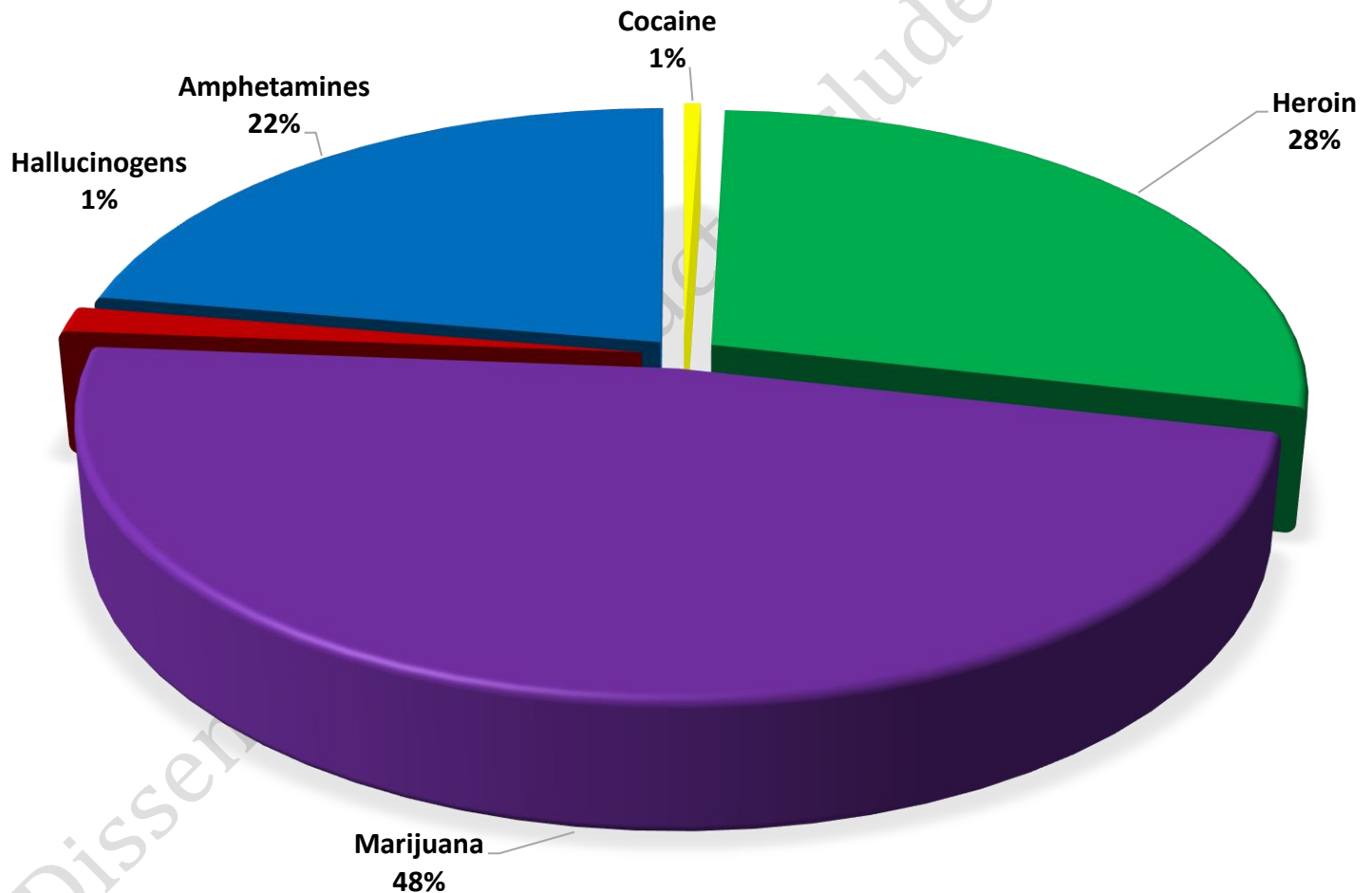
Combined Offense/Event Trends

	MAY 2021	MAY 2022
CompStat Offenses	315	314
Extended CompStat Offenses	619	545
Non-UCR Offenses	385	379
Reports Generated	971	996
Street Checks	108	95
Traffic Cites	172	138
Misdemeanor Citations	71	66
Jail Bookings	101	97

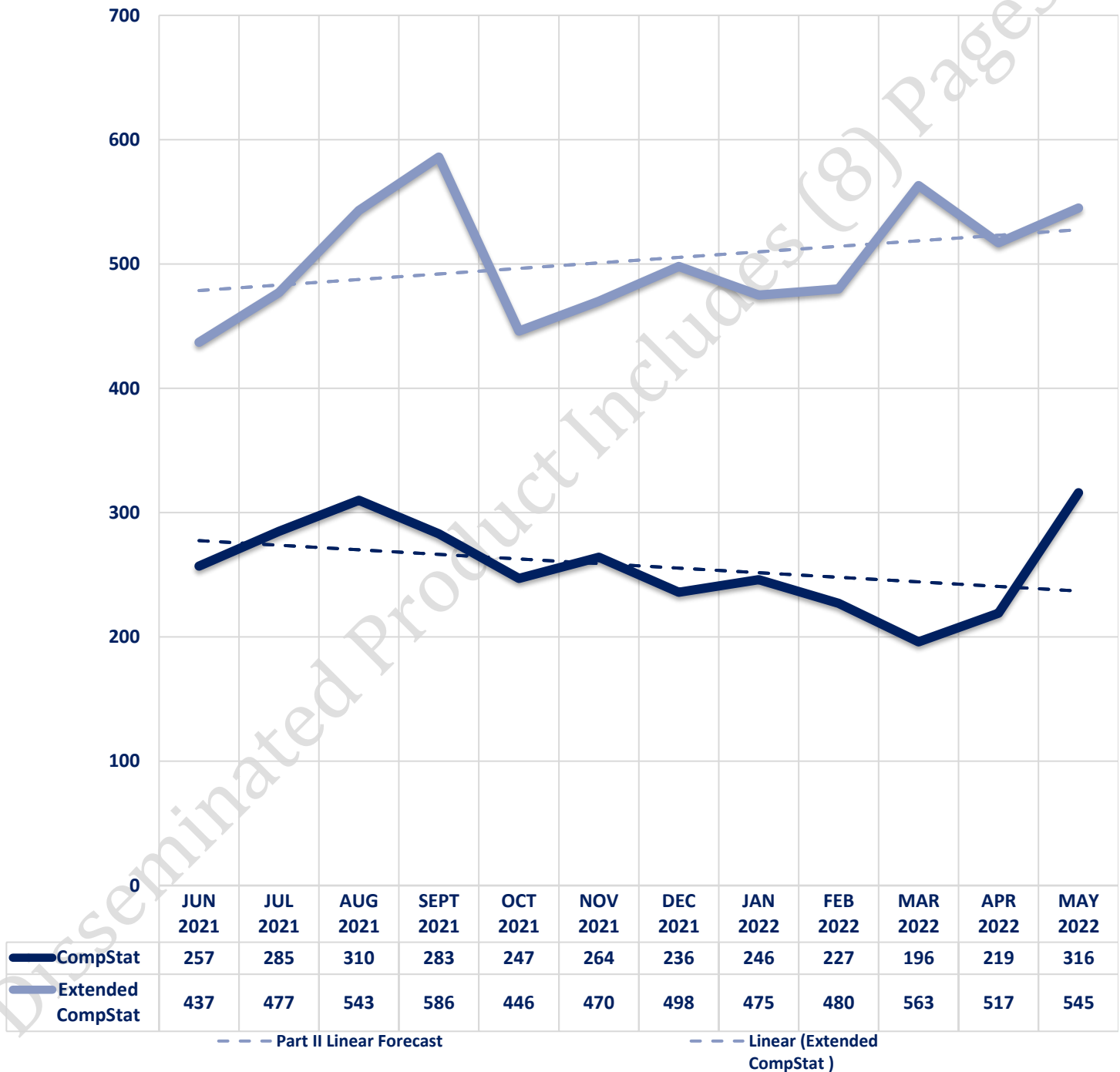


Seized Drugs

TYPE	DOSES	STREET VALUE
Cocaine	40.0	\$ 280.00
Heroin	2090.0	\$ 15,570.50
Marijuana	3555.2	\$ 11,803.23
Hallucinogens	109.5	\$ 219.05
Amphetamines	1660.1	\$ 11,620.70
TOTAL	7454.8	\$ 39,493.49



CompStat & Extended CompStat Offenses - One Year





CITY COUNCIL DISTRICT #5

MONTHLY OFFENSE SUMMARY

June 2022

These figures represent preliminary counts of original Police Incident Reports and include all offenses within the above listed City Council District only. Full statistical analysis to determine the confidence level of this data has not been performed. The results contained herein are approximate in relation to the listed area and may not fully coincide with data shown in other areas of SLCPD's Crime Statistics page such as Calls for Service, Crimes Trending, and Crime Reports due to and reflective of departmental procedures that were in place at the time the event occurred and the date this data was compiled. Results displayed are not distinguished as attempted or completed crimes, do not include other calls for police service, and only represent police service where a report was made. Police Incident Reports are classified by primary offense categories as defined by the Uniform Crime Reporting (UCR) system, however for this report all offenses are included, and each incident may have more than one offense listed on it. In cases where there is more than one offense listed, all offenses are counted individually. Although every reasonable verification effort is made, the accuracy of any data is subject to the constraints of the report generation process as well as the manner, format, and point in time of any query.

COMPSTAT OFFENSES: (Part I)

Chosen by the FBI as Part I Offenses because they are serious crimes that occur with regularity in all areas of the country and are likely to be reported to Police.

EXTENDED COMPSTAT OFFENSES: (Part II)

All other crimes other than the eight CompStat Offenses. The Uniform Crime Reporting Program gathers only arrest data for these offenses, however, SLCPD results displayed in this document display all of these, regardless of the presence of arrest data.

ALL OTHER OFFENSES:

Under the Extended CompStat Offense section, 'All Other Offenses' include Peeping Tom, Trespass, Kidnap/Abduction, Pornography, Extortion/Blackmail, Bribery, Warrants, Sexual Offenses, Obstruction, Public Peace, and Hit & Run.

NON-UCR OFFENSES:

Non-UCR Offenses include reports for all other offenses not classified as a CompStat or Extended CompStat Offense. Results displayed separate some of these offenses such as Ambulance Calls, Deaths, Missing Persons, Suicides, Suspicious Activity, and Traffic Accidents.

ALL OTHER NON-UCR:

Under the Non-UCR category, 'All Other' include the remainder of offenses not classified as CompStat or CompStat Extended and not separated from the Non-UCR Offenses. These include things such as Loud Parties, Barking Dogs, Mentally Ill Subjects, Citizen Assistance, etc.

LOW NUMBER OFFENSES:

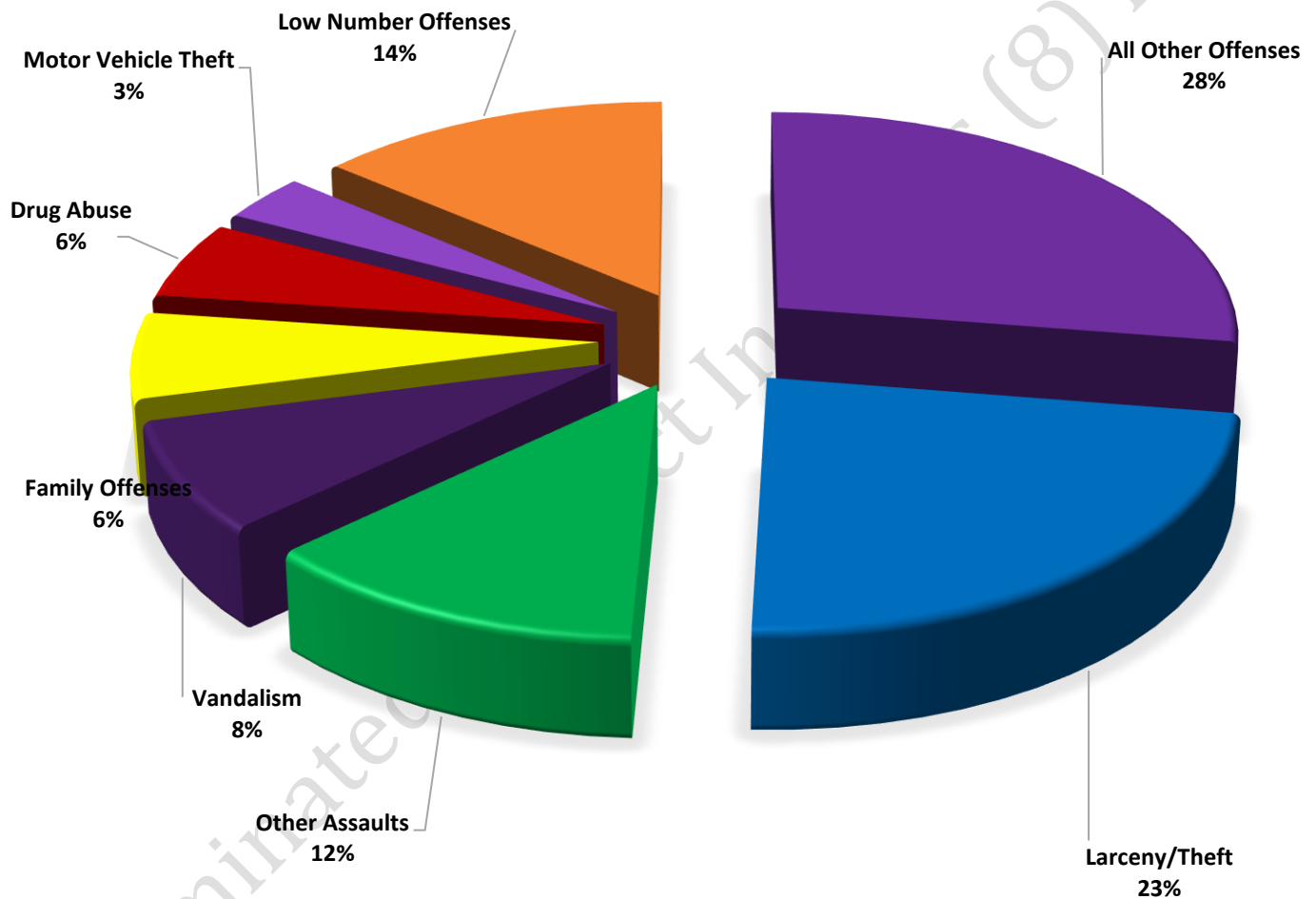
On page two, in the interest of space and allowing for easier viewing, the category titled 'Low Number Offenses' include CompStat and Extended CompStat Offenses from page one that have totals under the amount of 25.

Offenses

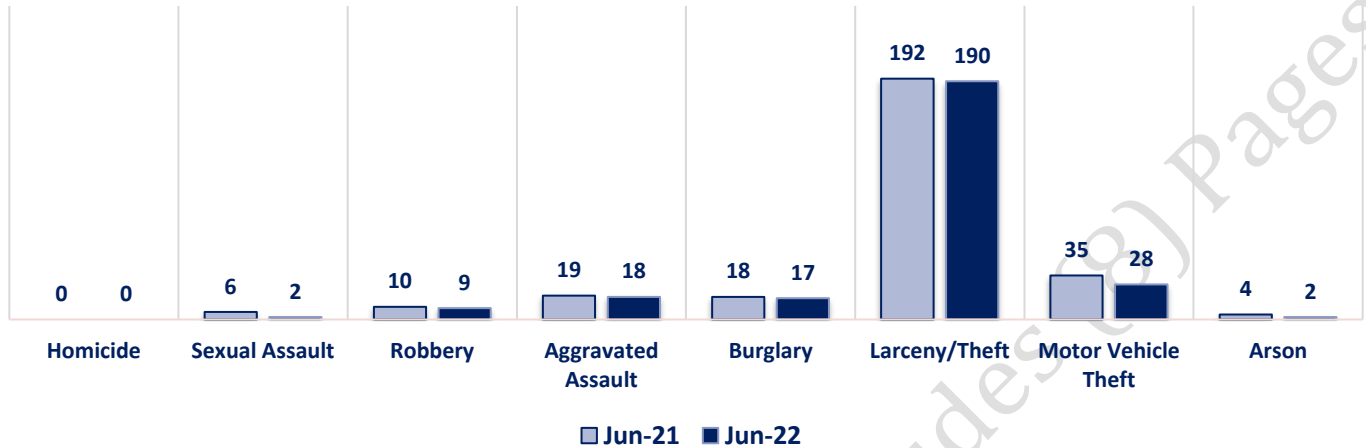
COMPSTAT OFFENSES	VIOLENT	Offense	Jun-21	Jun-22	EXTENDED COMPSTAT OFFENSES
		Homicide	0	0	
		Sexual Assault	6	2	
		Robbery	10	9	
		Aggravated Assault	19	18	
		Burglary	18	17	
		Larceny/Theft	192	190	
		Motor Vehicle Theft	35	28	
		Arson	4	2	
NON-UCR OFFENSES	PROPERTY	COMPSTAT TOTALS	284	266	
		Ambulance Calls	38	24	
		Deaths	12	2	
		Missing Persons	8	4	
		Suicides	0	0	
		Suspicious Activity	31	26	
		Traffic Accidents	77	48	
		All Other	200	237	
		NON-UCR TOTALS	366	341	
TOTALS		COMPSTAT OFFENSES	284	266	
		EXTENDED COMPSTAT OFFENSES	465	553	
		NON-UCR OFFENSES	366	341	
		TOTAL	1115	1160	

OFFENSE	Jun-21	Jun-22
Other Assaults	68	101
Forgery/Counterfeiting	6	1
Fraud	47	25
Embezzlement	0	0
Stolen Property	6	10
Vandalism	42	65
Weapons	2	8
Prostitution	5	1
Sex Offenses	4	2
Drug Abuse	30	46
Gambling	0	0
Family Offenses	45	51
DUI	4	6
Liquor Laws	3	0
Drunkenness	9	5
Disorderly Conduct	16	7
All Other Offenses	178	225
Curfew/Loitering	0	0
EXTENDED COMPSTAT TOTALS	465	553

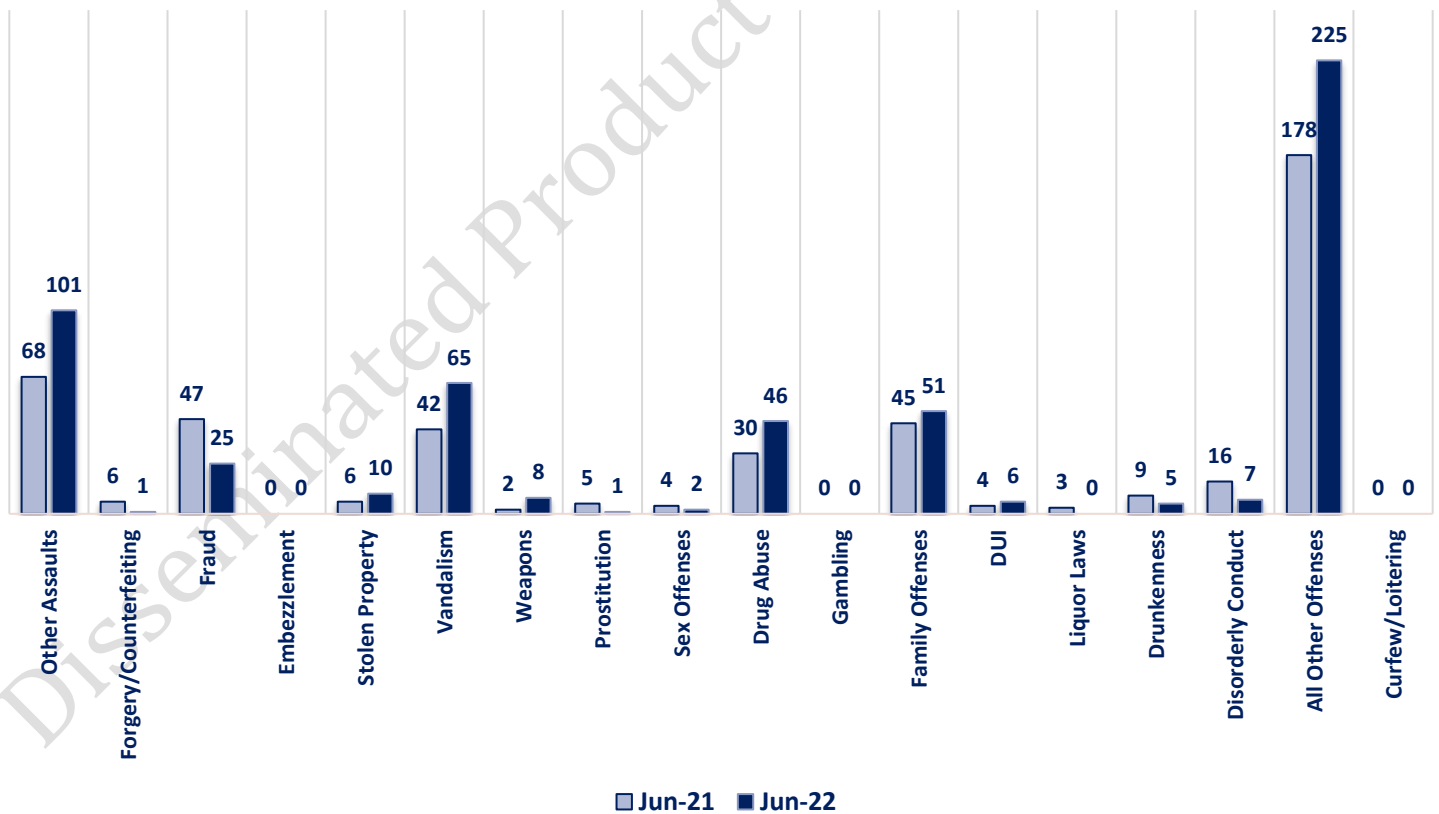
JUNE 2022 - COMPSTAT AND EXTENDED COMPSTAT OFFENSE PERCENTAGES



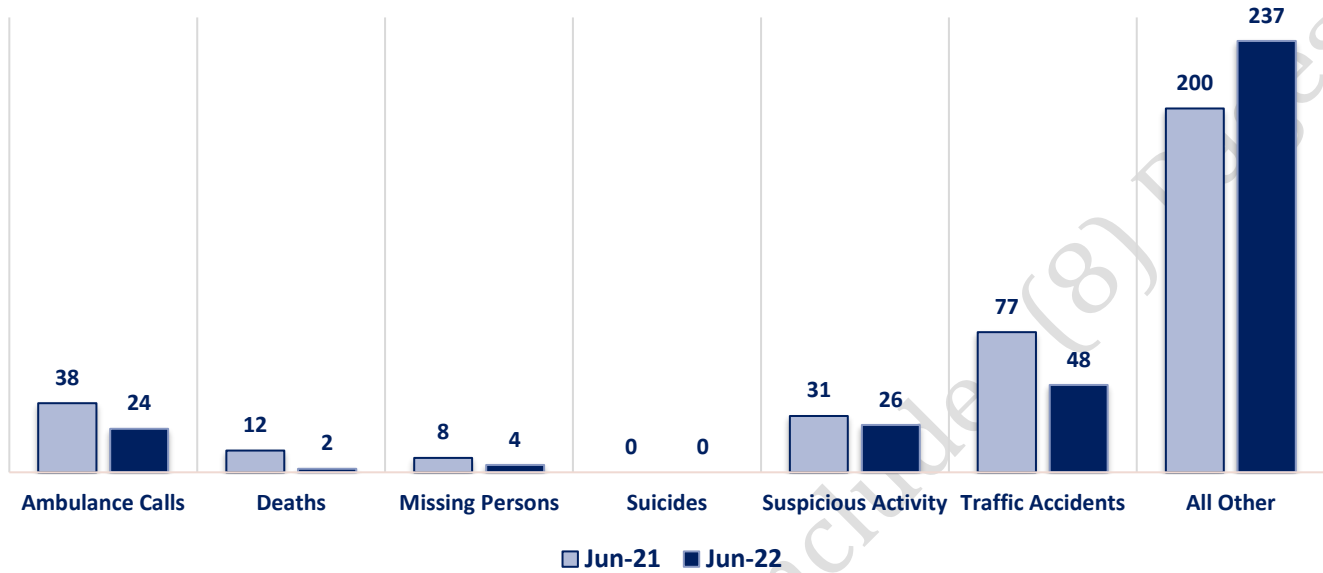
CompStat Offenses



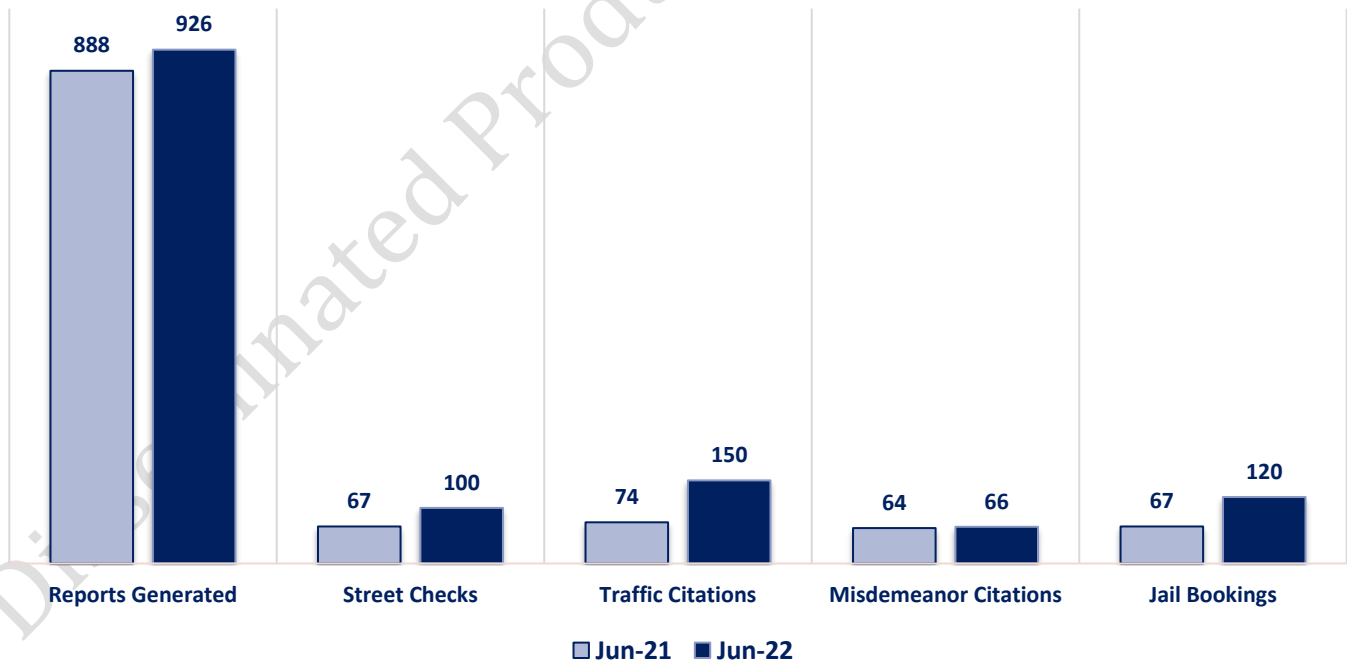
Extended CompStat Offenses



Non-UCR Offenses

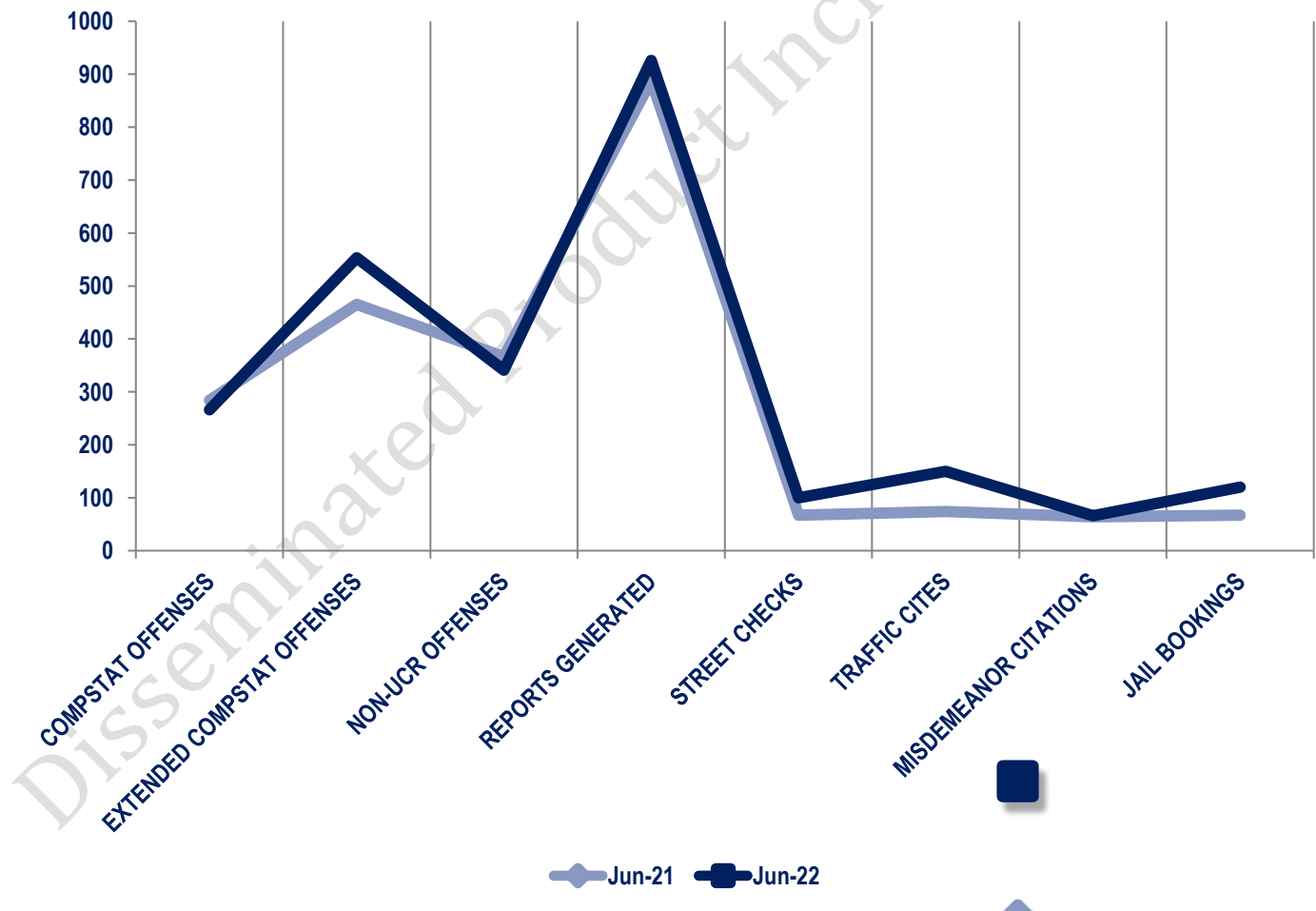


Other Event Totals



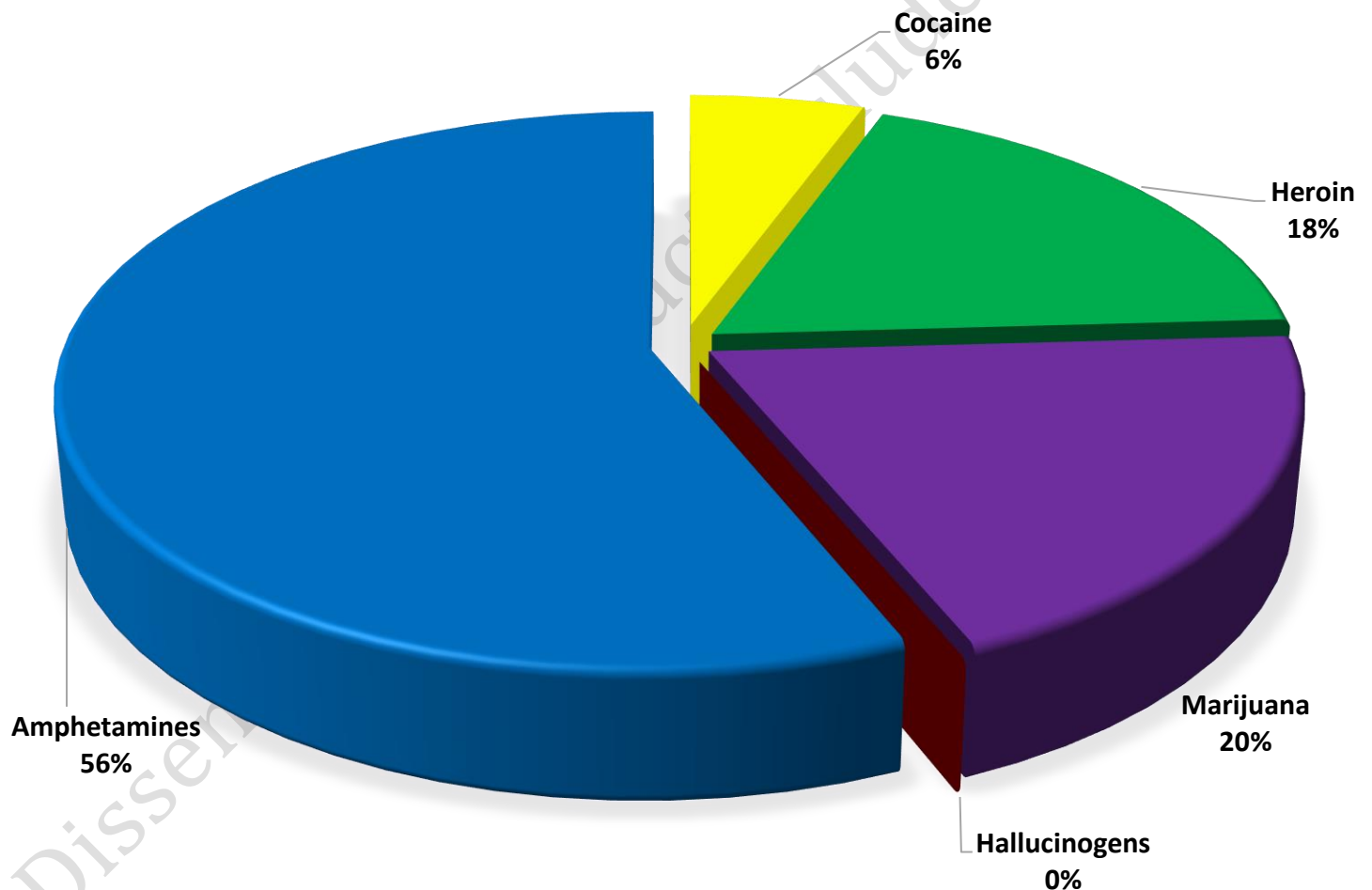
Combined Offense/Event Trends

	JUNE 2021	JUNE 2022
CompStat Offenses	284	266
Extended CompStat Offenses	465	553
Non-UCR Offenses	366	341
Reports Generated	888	926
Street Checks	67	100
Traffic Cites	74	150
Misdemeanor Citations	64	66
Jail Bookings	67	120

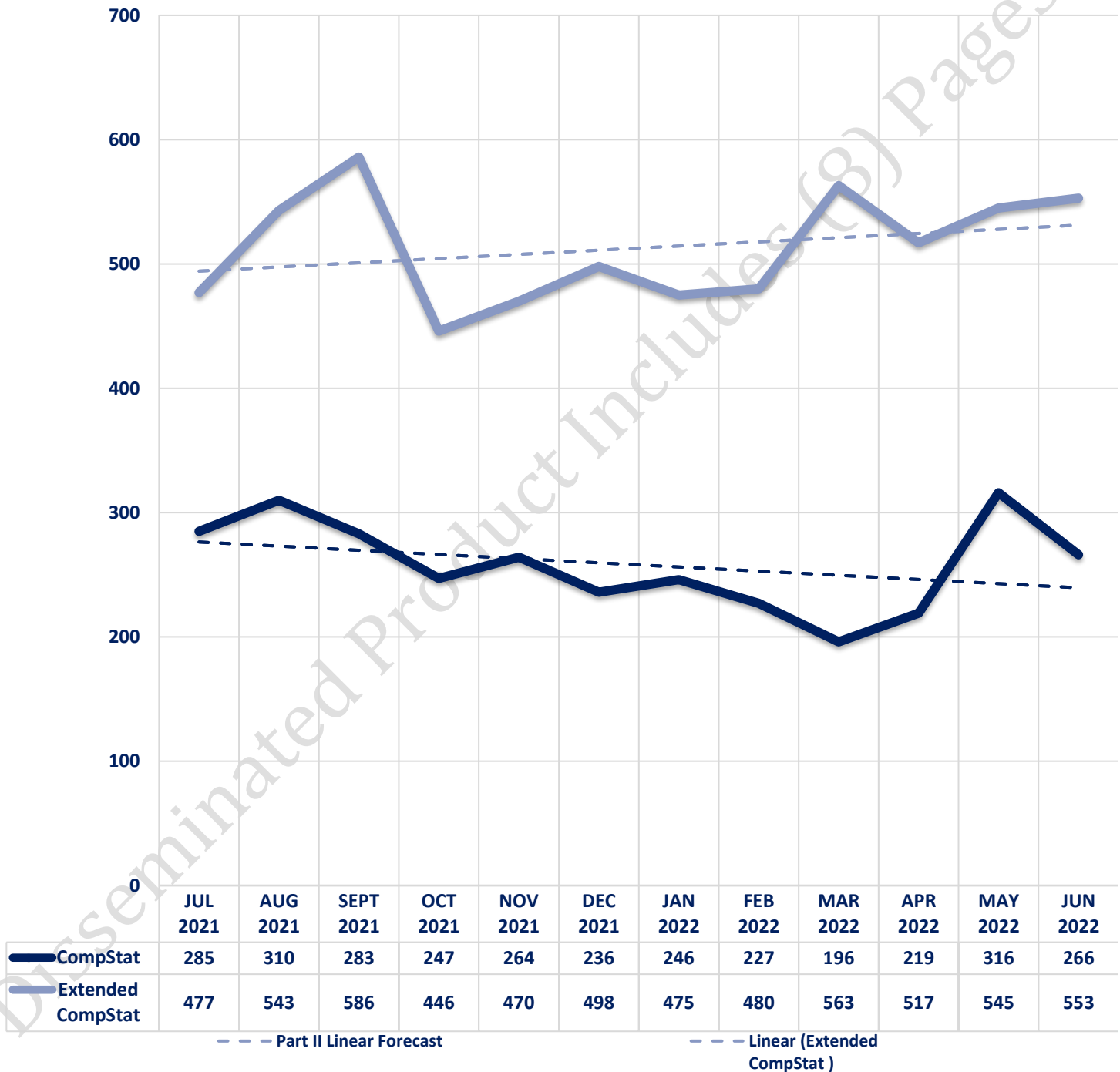


Seized Drugs

TYPE	DOSES	STREET VALUE
Cocaine	54.0	\$ 378.00
Heroin	179.1	\$ 1,334.30
Marijuana	189.8	\$ 630.23
Hallucinogens	0.0	\$ -
Amphetamines	544.0	\$ 3,808.00
TOTAL	966.9	\$ 6,150.52



CompStat & Extended CompStat Offenses - One Year





CITY COUNCIL DISTRICT #5

MONTHLY OFFENSE SUMMARY

July 2022

These figures represent preliminary counts of original Police Incident Reports and include all offenses within the above listed City Council District only. Full statistical analysis to determine the confidence level of this data has not been performed. The results contained herein are approximate in relation to the listed area and may not fully coincide with data shown in other areas of SLCPD's Crime Statistics page such as Calls for Service, Crimes Trending, and Crime Reports due to and reflective of departmental procedures that were in place at the time the event occurred and the date this data was compiled. Results displayed are not distinguished as attempted or completed crimes, do not include other calls for police service, and only represent police service where a report was made. Police Incident Reports are classified by primary offense categories as defined by the Uniform Crime Reporting (UCR) system, however for this report all offenses are included, and each incident may have more than one offense listed on it. In cases where there is more than one offense listed, all offenses are counted individually. Although every reasonable verification effort is made, the accuracy of any data is subject to the constraints of the report generation process as well as the manner, format, and point in time of any query.

COMPSTAT OFFENSES: (Part I)

Chosen by the FBI as Part I Offenses because they are serious crimes that occur with regularity in all areas of the country and are likely to be reported to Police.

EXTENDED COMPSTAT OFFENSES: (Part II)

All other crimes other than the eight CompStat Offenses. The Uniform Crime Reporting Program gathers only arrest data for these offenses, however, SLCPD results displayed in this document display all of these, regardless of the presence of arrest data.

ALL OTHER OFFENSES:

Under the Extended CompStat Offense section, 'All Other Offenses' include Peeping Tom, Trespass, Kidnap/Abduction, Pornography, Extortion/Blackmail, Bribery, Warrants, Sexual Offenses, Obstruction, Public Peace, and Hit & Run.

NON-UCR OFFENSES:

Non-UCR Offenses include reports for all other offenses not classified as a CompStat or Extended CompStat Offense. Results displayed separate some of these offenses such as Ambulance Calls, Deaths, Missing Persons, Suicides, Suspicious Activity, and Traffic Accidents.

ALL OTHER NON-UCR:

Under the Non-UCR category, 'All Other' include the remainder of offenses not classified as CompStat or CompStat Extended and not separated from the Non-UCR Offenses. These include things such as Loud Parties, Barking Dogs, Mentally Ill Subjects, Citizen Assistance, etc.

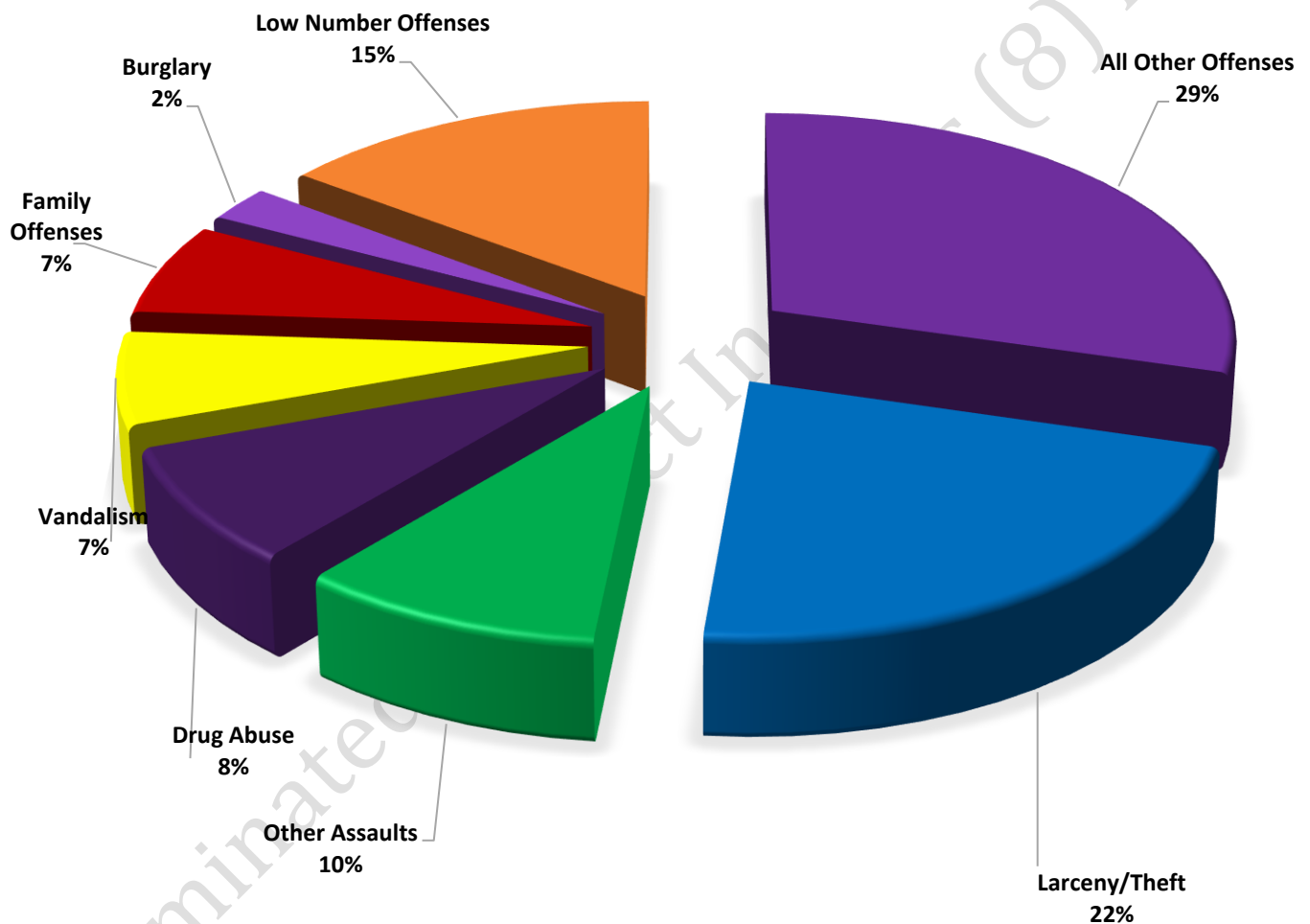
LOW NUMBER OFFENSES:

On page two, in the interest of space and allowing for easier viewing, the category titled 'Low Number Offenses' include CompStat and Extended CompStat Offenses from page one that have totals under the amount of 24.

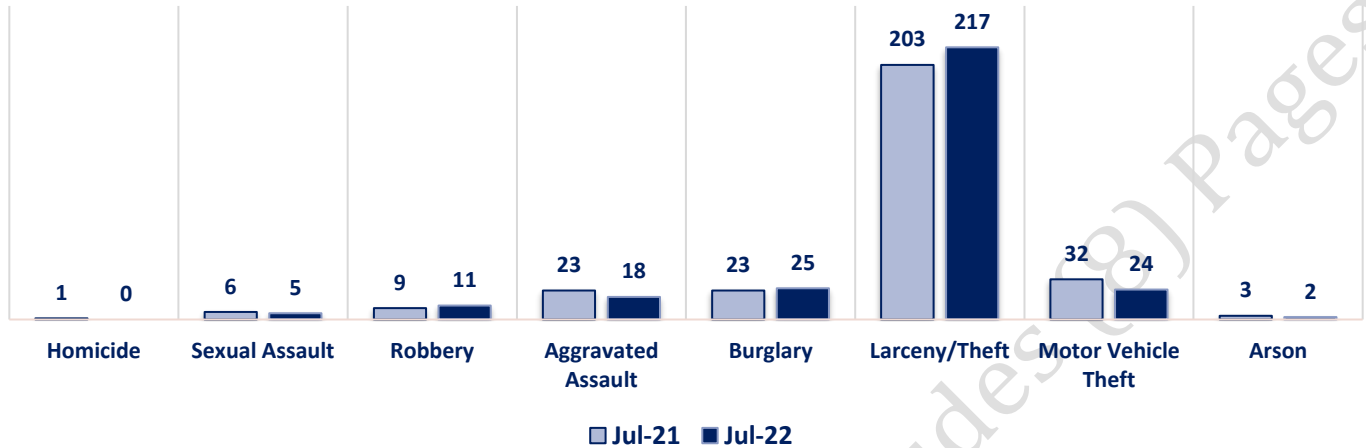
Offenses

COMPSTAT OFFENSES	VIOLENT	Offense	Jul-21	Jul-22	EXTENDED COMPSTAT OFFENSES
		Homicide	1	0	
		Sexual Assault	6	5	
		Robbery	9	11	
		Aggravated Assault	23	18	
		Burglary	23	25	
		Larceny/Theft	203	217	
		Motor Vehicle Theft	32	24	
		Arson	3	2	
NON-UCR OFFENSES	PROPERTY	COMPSTAT TOTALS	300	302	
		Ambulance Calls	32	26	
		Deaths	6	5	
		Missing Persons	6	3	
		Suicides	1	1	
		Suspicious Activity	37	31	
		Traffic Accidents	65	42	
		All Other	211	238	
		NON-UCR TOTALS	358	346	
TOTALS		COMPSTAT OFFENSES	300	302	
		EXTENDED COMPSTAT OFFENSES	509	681	
		NON-UCR OFFENSES	358	346	
		TOTAL	1167	1329	

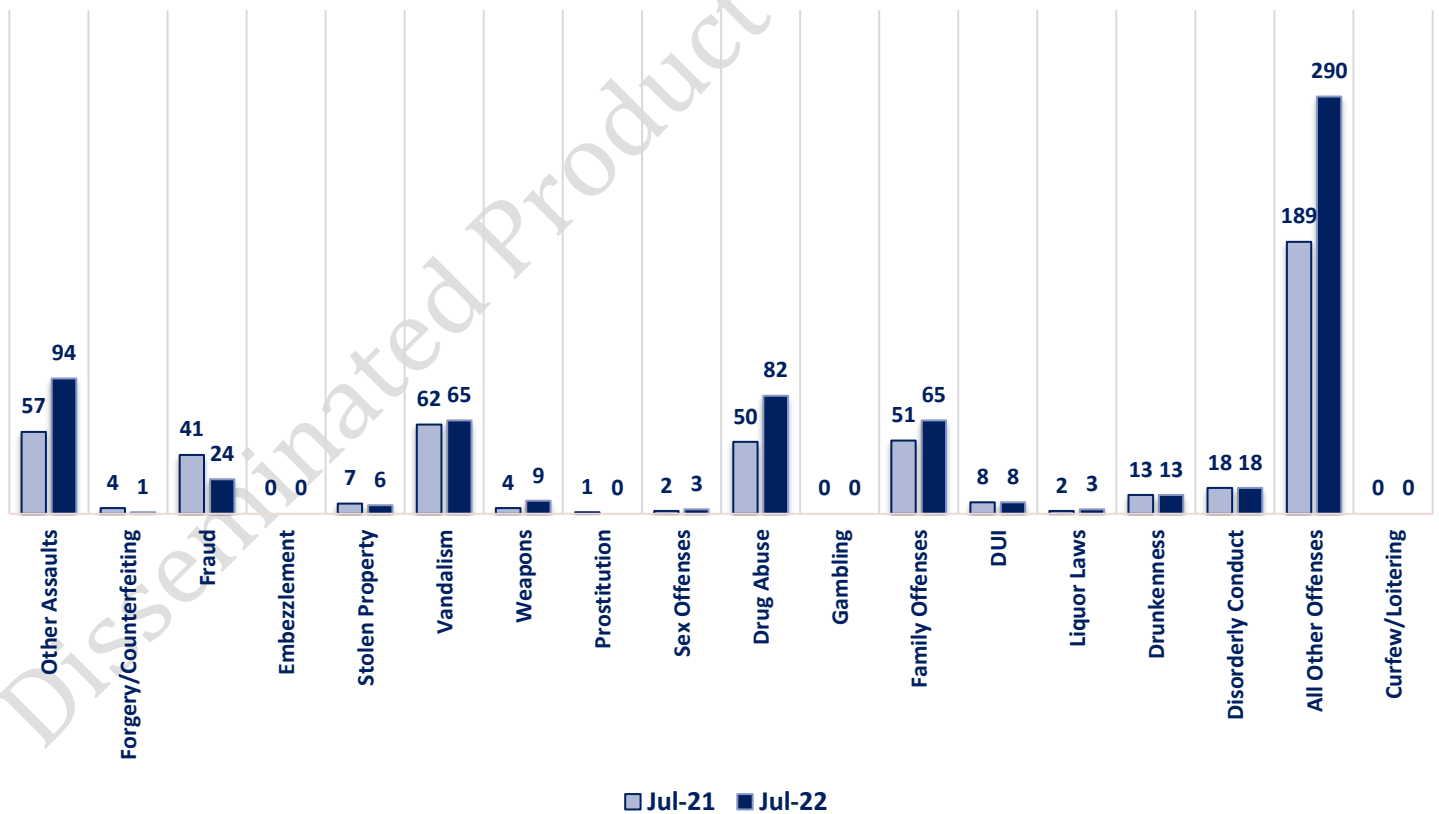
**JULY 2022 - COMPSTAT AND EXTENDED COMPSTAT OFFENSE
PERCENTAGES**



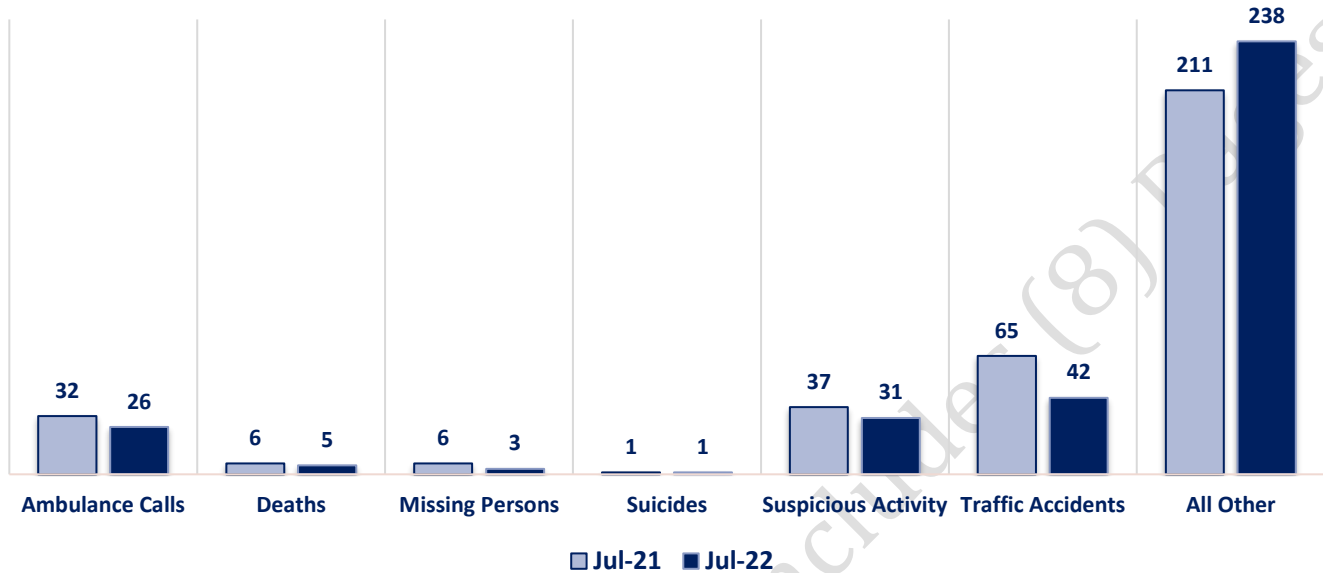
CompStat Offenses



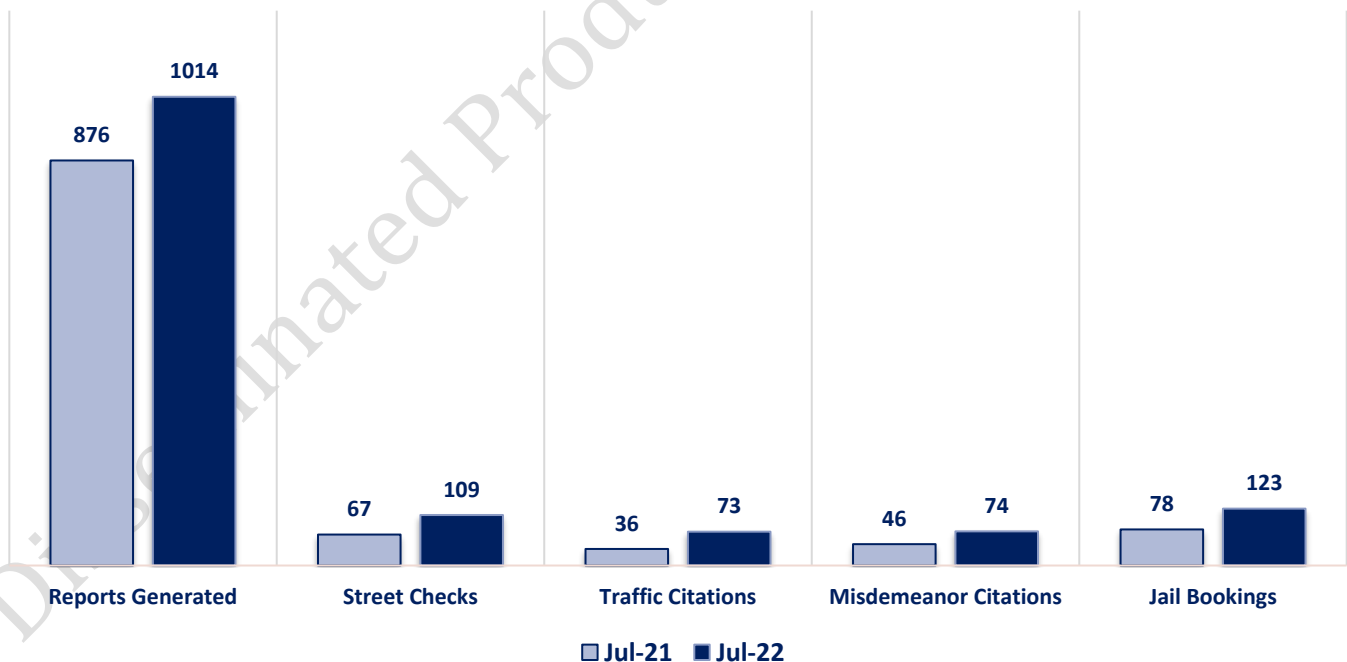
Extended CompStat Offenses



Non-UCR Offenses

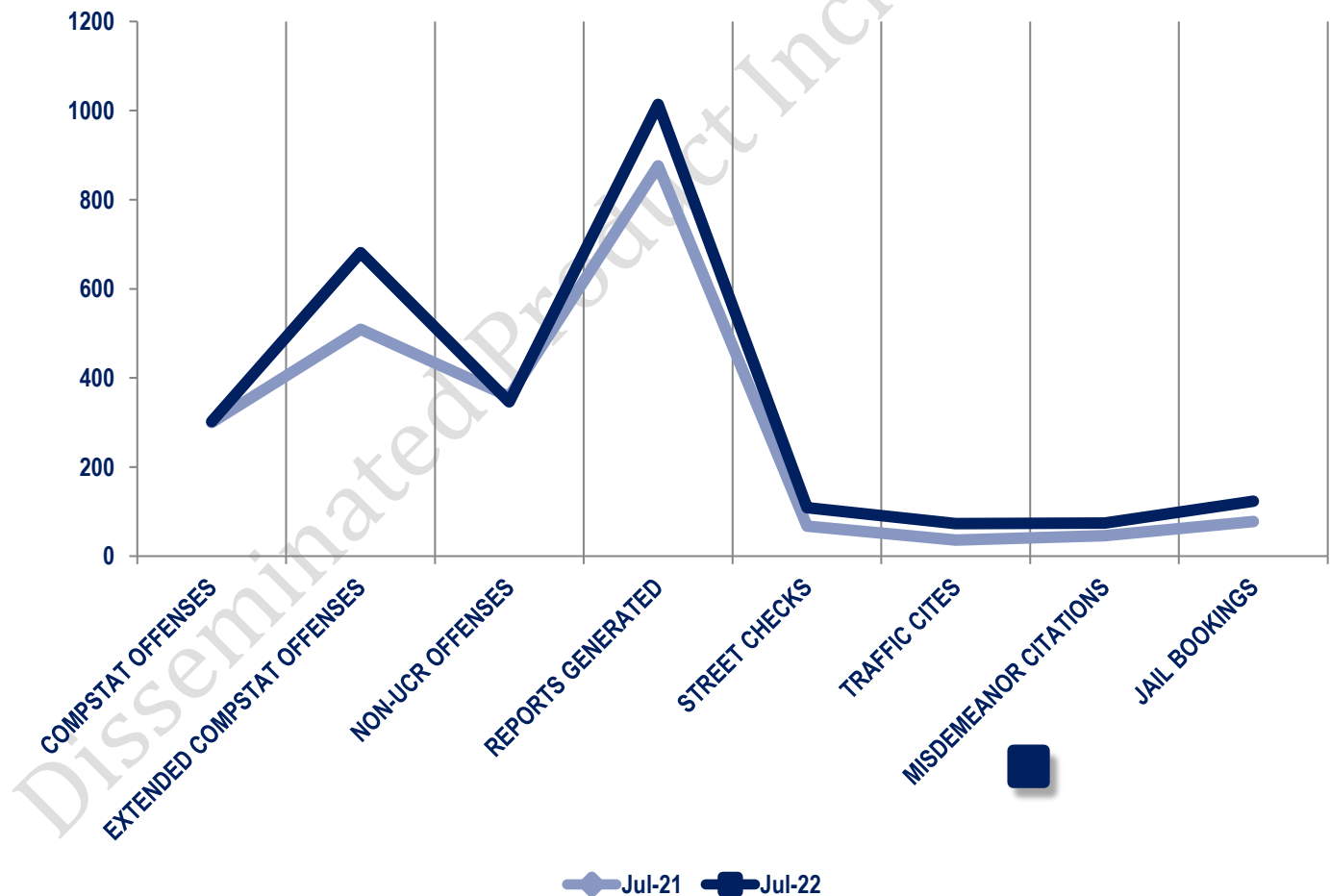


Other Event Totals



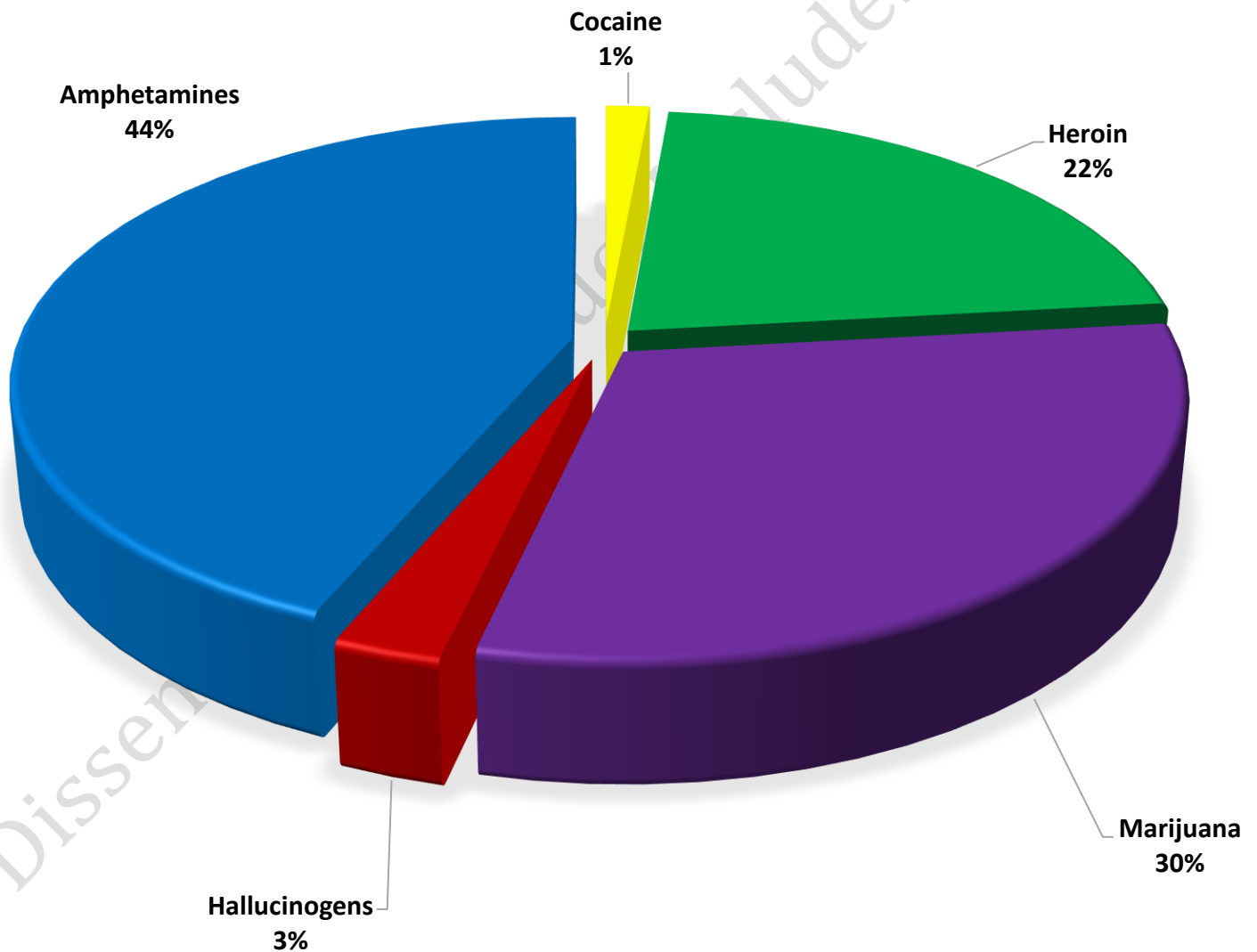
Combined Offense/Event Trends

	JULY 2021	JULY 2022
CompStat Offenses	300	302
Extended CompStat Offenses	509	681
Non-UCR Offenses	358	346
Reports Generated	876	1014
Street Checks	67	109
Traffic Cites	36	73
Misdemeanor Citations	46	74
Jail Bookings	78	123

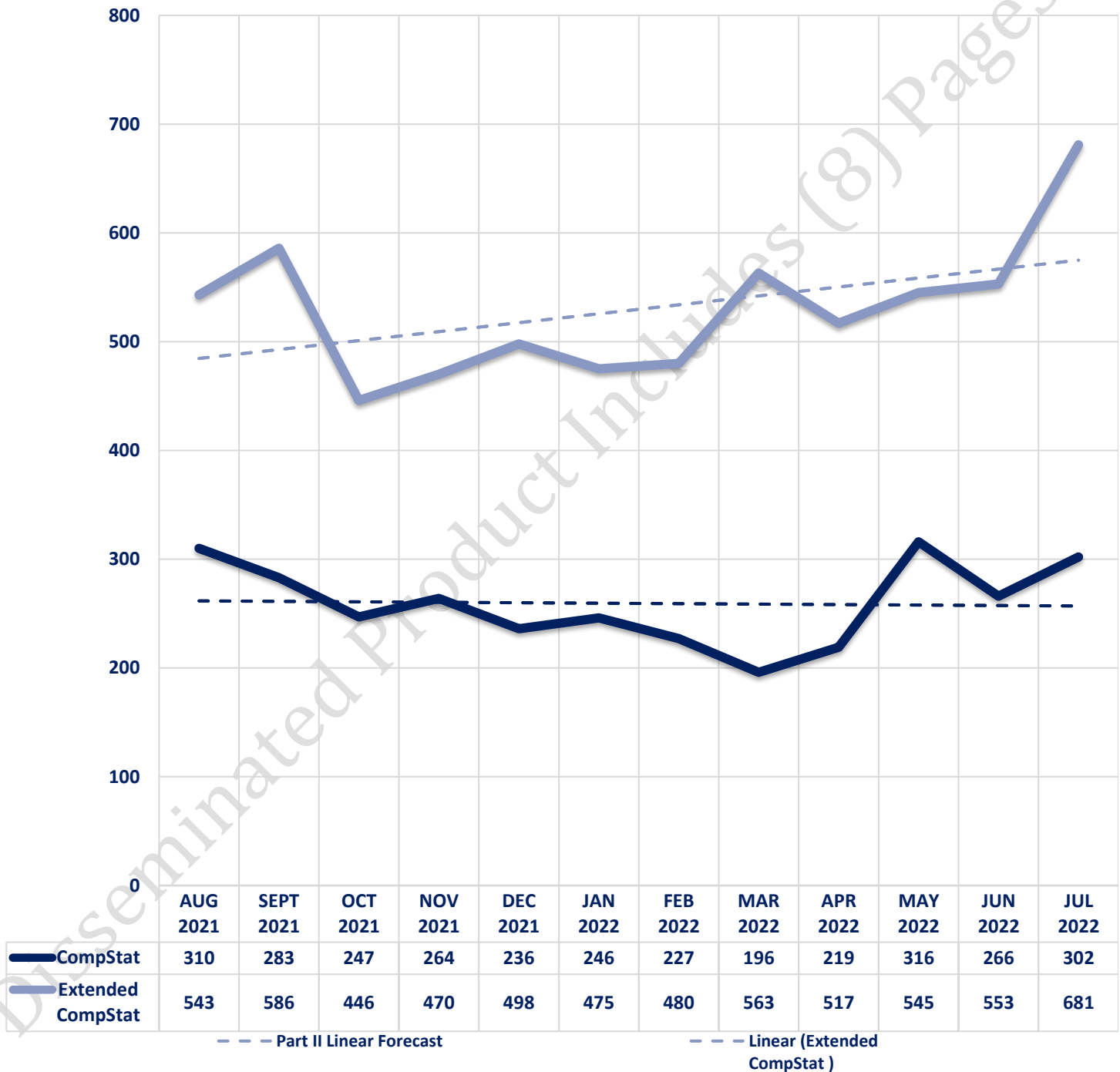


Seized Drugs

TYPE	DOSES	STREET VALUE
Cocaine	23.0	\$ 161.00
Heroin	342.1	\$ 2,548.65
Marijuana	478.8	\$ 1,589.58
Hallucinogens	42.7	\$ 85.36
Amphetamines	685.1	\$ 4,795.70
TOTAL	1571.7	\$ 9,180.29



CompStat & Extended CompStat Offenses - One Year





CITY COUNCIL DISTRICT #5

MONTHLY OFFENSE SUMMARY

August 2022

These figures represent preliminary counts of original Police Incident Reports and include all offenses within the above listed City Council District only. Full statistical analysis to determine the confidence level of this data has not been performed. The results contained herein are approximate in relation to the listed area and may not fully coincide with data shown in other areas of SLCPD's Crime Statistics page such as Calls for Service, Crimes Trending, and Crime Reports due to and reflective of departmental procedures that were in place at the time the event occurred and the date this data was compiled. Results displayed are not distinguished as attempted or completed crimes, do not include other calls for police service, and only represent police service where a report was made. Police Incident Reports are classified by primary offense categories as defined by the Uniform Crime Reporting (UCR) system, however for this report all offenses are included, and each incident may have more than one offense listed on it. In cases where there is more than one offense listed, all offenses are counted individually. Although every reasonable verification effort is made, the accuracy of any data is subject to the constraints of the report generation process as well as the manner, format, and point in time of any query.

COMPSTAT OFFENSES: (Part I)

Chosen by the FBI as Part I Offenses because they are serious crimes that occur with regularity in all areas of the country and are likely to be reported to Police.

EXTENDED COMPSTAT OFFENSES: (Part II)

All other crimes other than the eight CompStat Offenses. The Uniform Crime Reporting Program gathers only arrest data for these offenses, however, SLCPD results displayed in this document display all of these, regardless of the presence of arrest data.

ALL OTHER OFFENSES:

Under the Extended CompStat Offense section, 'All Other Offenses' include Peeping Tom, Trespass, Kidnap/Abduction, Pornography, Extortion/Blackmail, Bribery, Warrants, Sexual Offenses, Obstruction, Public Peace, and Hit & Run.

NON-UCR OFFENSES:

Non-UCR Offenses include reports for all other offenses not classified as a CompStat or Extended CompStat Offense. Results displayed separate some of these offenses such as Ambulance Calls, Deaths, Missing Persons, Suicides, Suspicious Activity, and Traffic Accidents.

ALL OTHER NON-UCR:

Under the Non-UCR category, 'All Other' include the remainder of offenses not classified as CompStat or CompStat Extended and not separated from the Non-UCR Offenses. These include things such as Loud Parties, Barking Dogs, Mentally Ill Subjects, Citizen Assistance, etc.

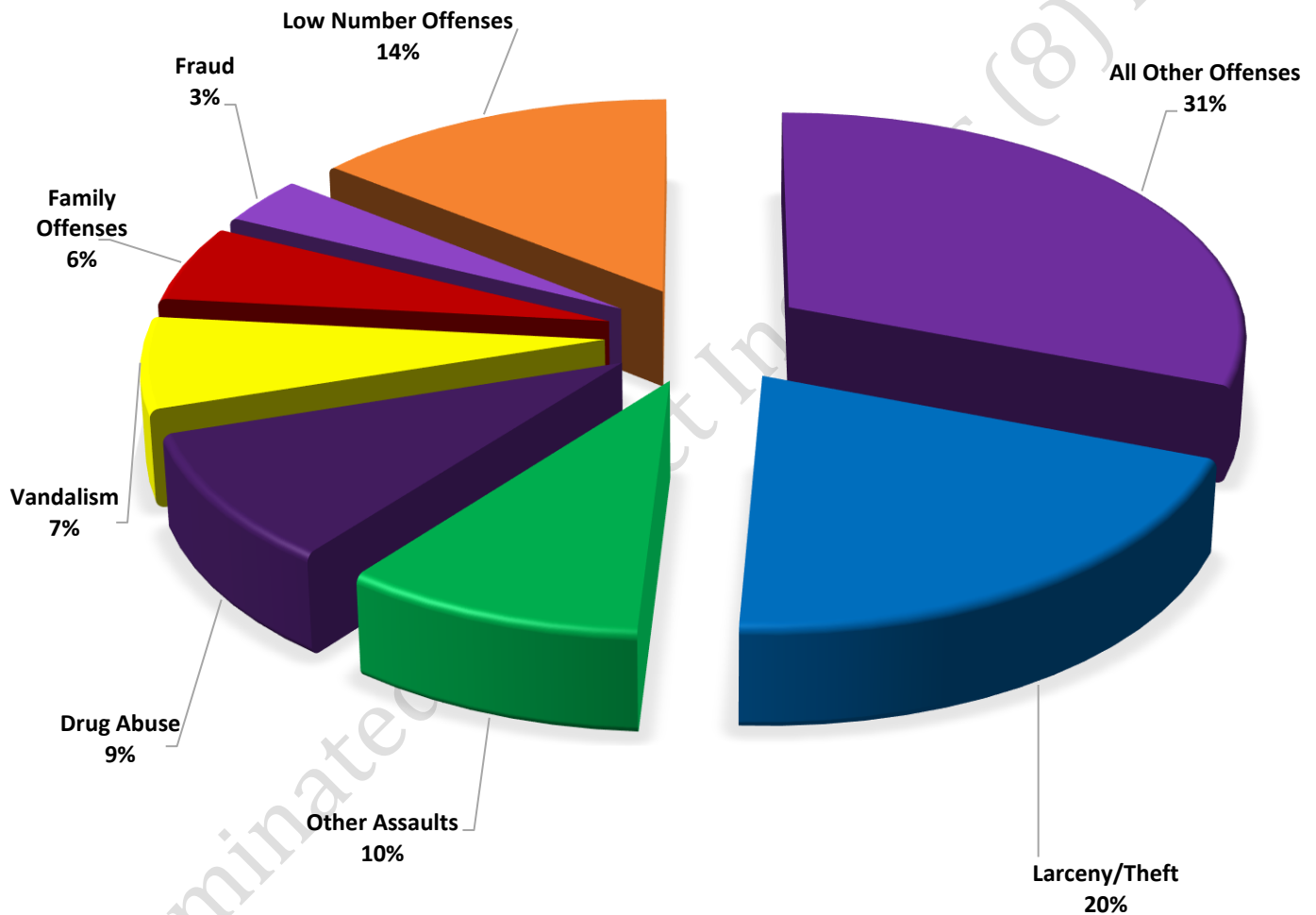
LOW NUMBER OFFENSES:

On page two, in the interest of space and allowing for easier viewing, the category titled 'Low Number Offenses' include CompStat and Extended CompStat Offenses from page one that have totals under the amount of 28.

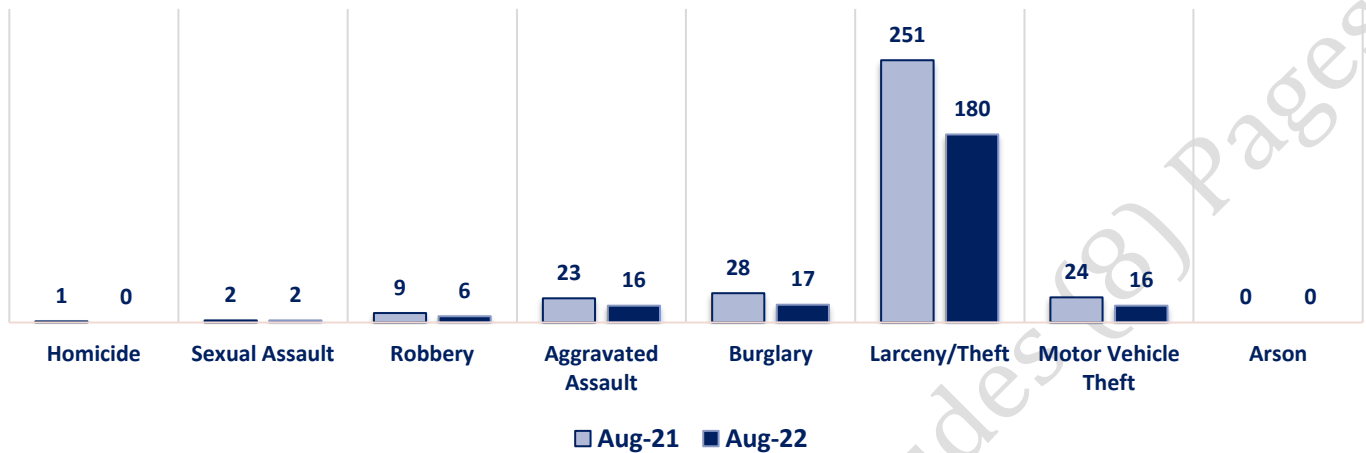
Offenses

COMPSTAT OFFENSES	VIOLENT	Offense	Aug-21	Aug-22	EXTENDED COMPSTAT OFFENSES
		Homicide	1	0	
		Sexual Assault	2	2	
		Robbery	9	6	
		Aggravated Assault	23	16	
		Burglary	28	17	
		Larceny/Theft	251	180	
		Motor Vehicle Theft	24	16	
		Arson	0	0	
NON-UCR OFFENSES	PROPERTY	COMPSTAT TOTALS	338	237	
		Ambulance Calls	26	31	
		Deaths	5	5	
		Missing Persons	7	7	
		Suicides	0	1	
		Suspicious Activity	26	26	
		Traffic Accidents	79	49	
		All Other	226	249	
		NON-UCR TOTALS	369	368	
TOTALS		COMPSTAT OFFENSES	338	237	
		EXTENDED COMPSTAT OFFENSES	563	659	
		NON-UCR OFFENSES	369	368	
		TOTAL	1270	1264	
		Other Assaults	71	86	
		Forgery/Counterfeiting	1	2	
		Fraud	47	31	
		Embezzlement	0	0	
		Stolen Property	7	12	
		Vandalism	62	60	
		Weapons	5	5	
		Prostitution	2	1	
		Sex Offenses	3	0	
		Drug Abuse	67	85	
		Gambling	0	0	
		Family Offenses	39	50	
		DUI	6	15	
		Liquor Laws	3	1	
		Drunkenness	12	6	
		Disorderly Conduct	10	28	
		All Other Offenses	227	276	
		Curfew/Loitering	1	1	
		EXTENDED COMPSTAT TOTALS	563	659	

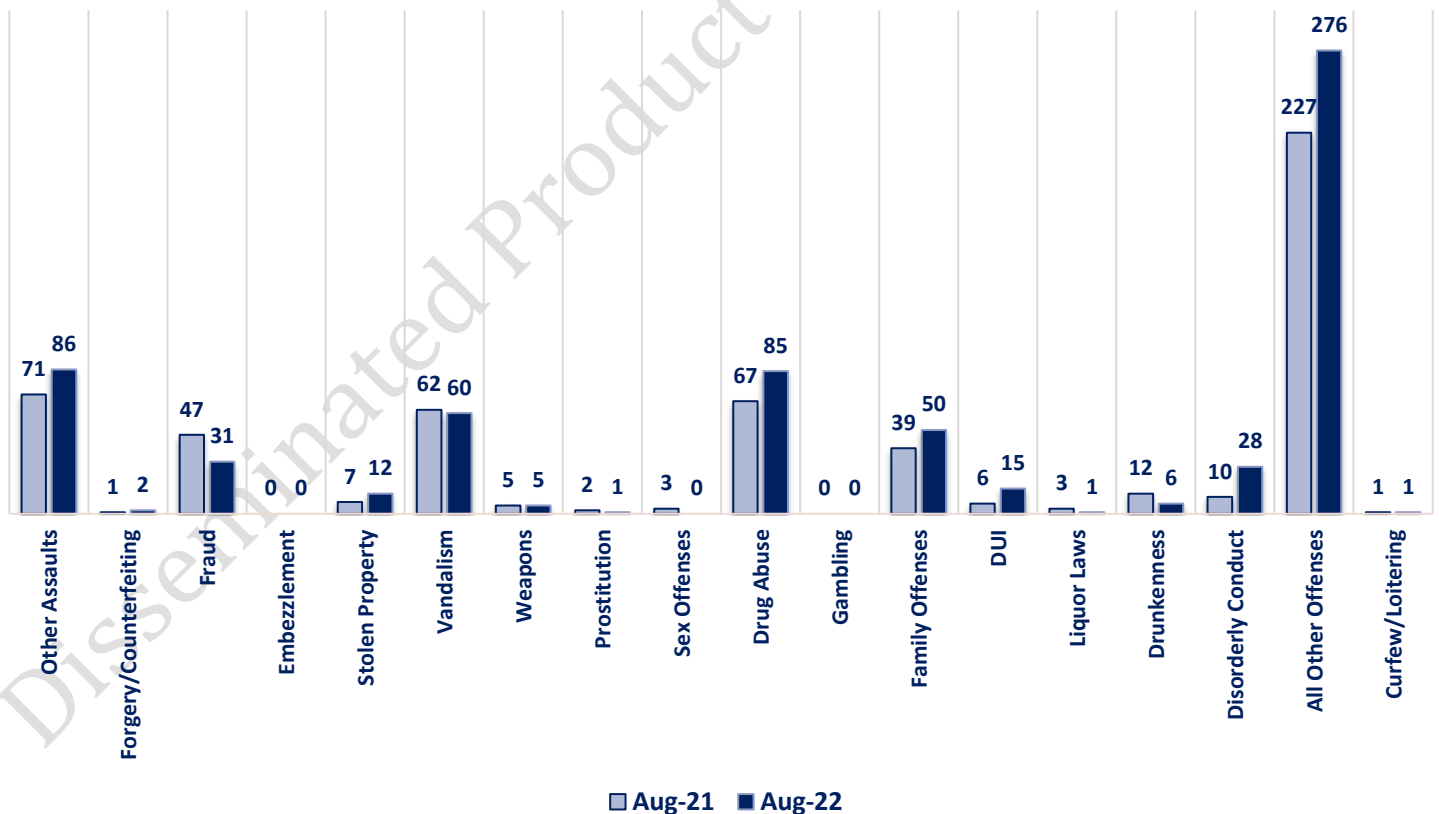
**AUGUST 2022 - COMPSTAT AND EXTENDED COMPSTAT
OFFENSE PERCENTAGES**



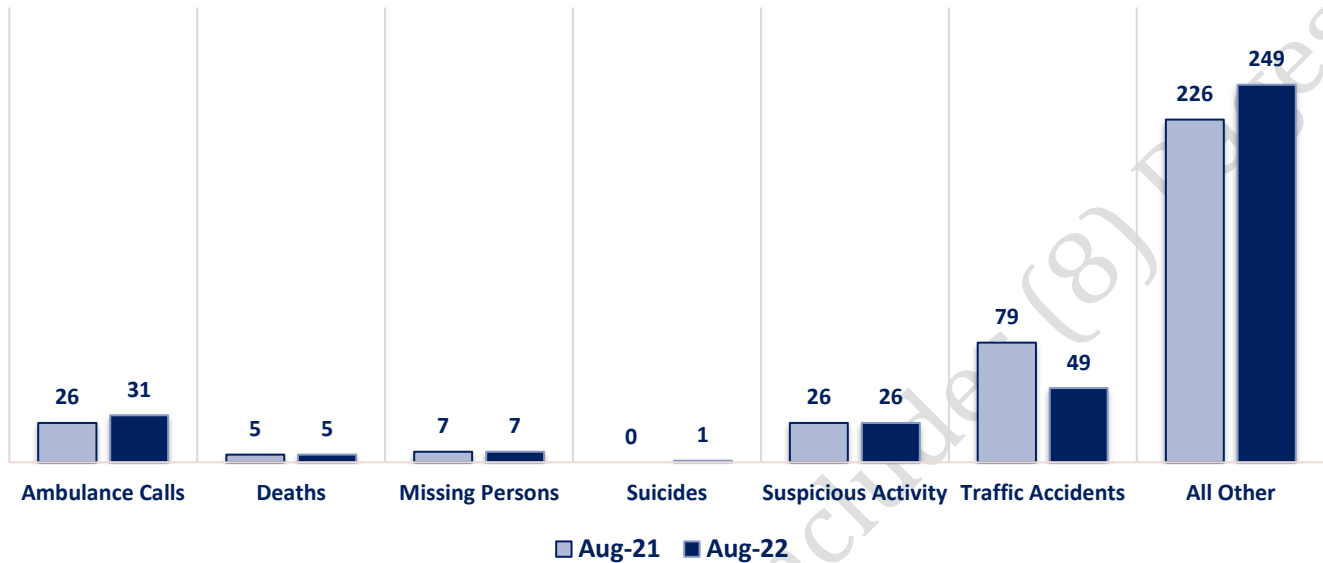
CompStat Offenses



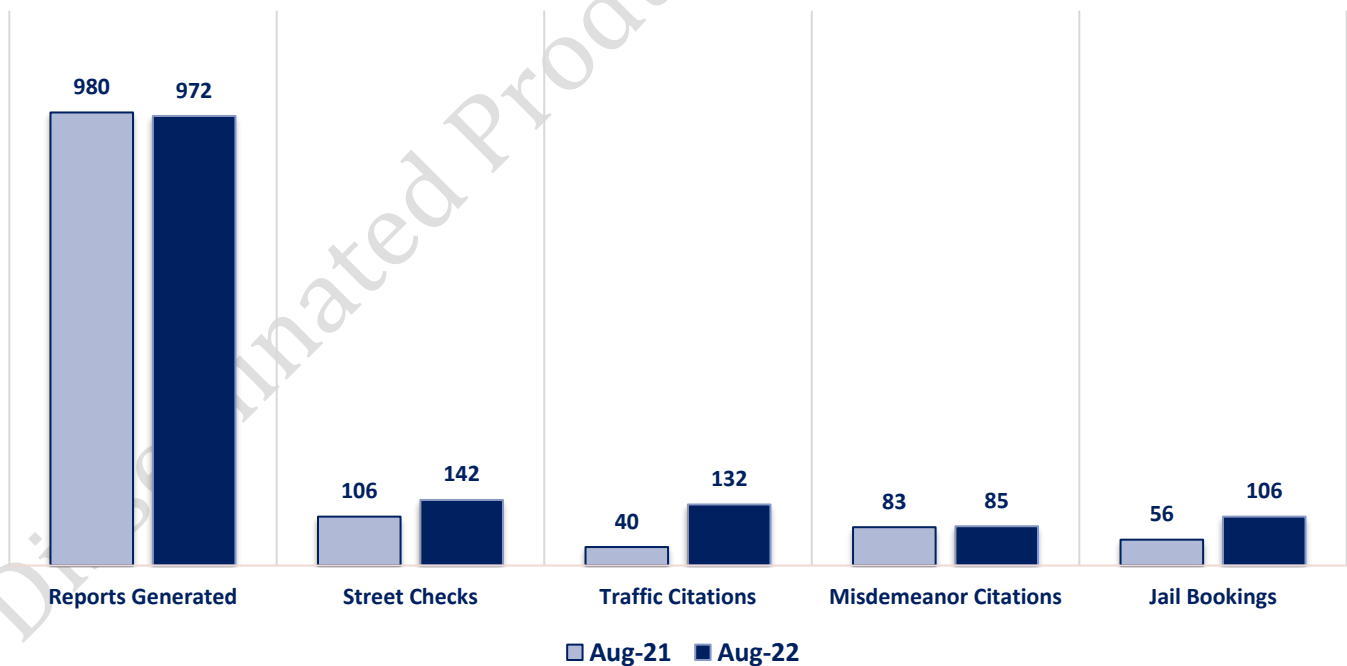
Extended CompStat Offenses



Non-UCR Offenses



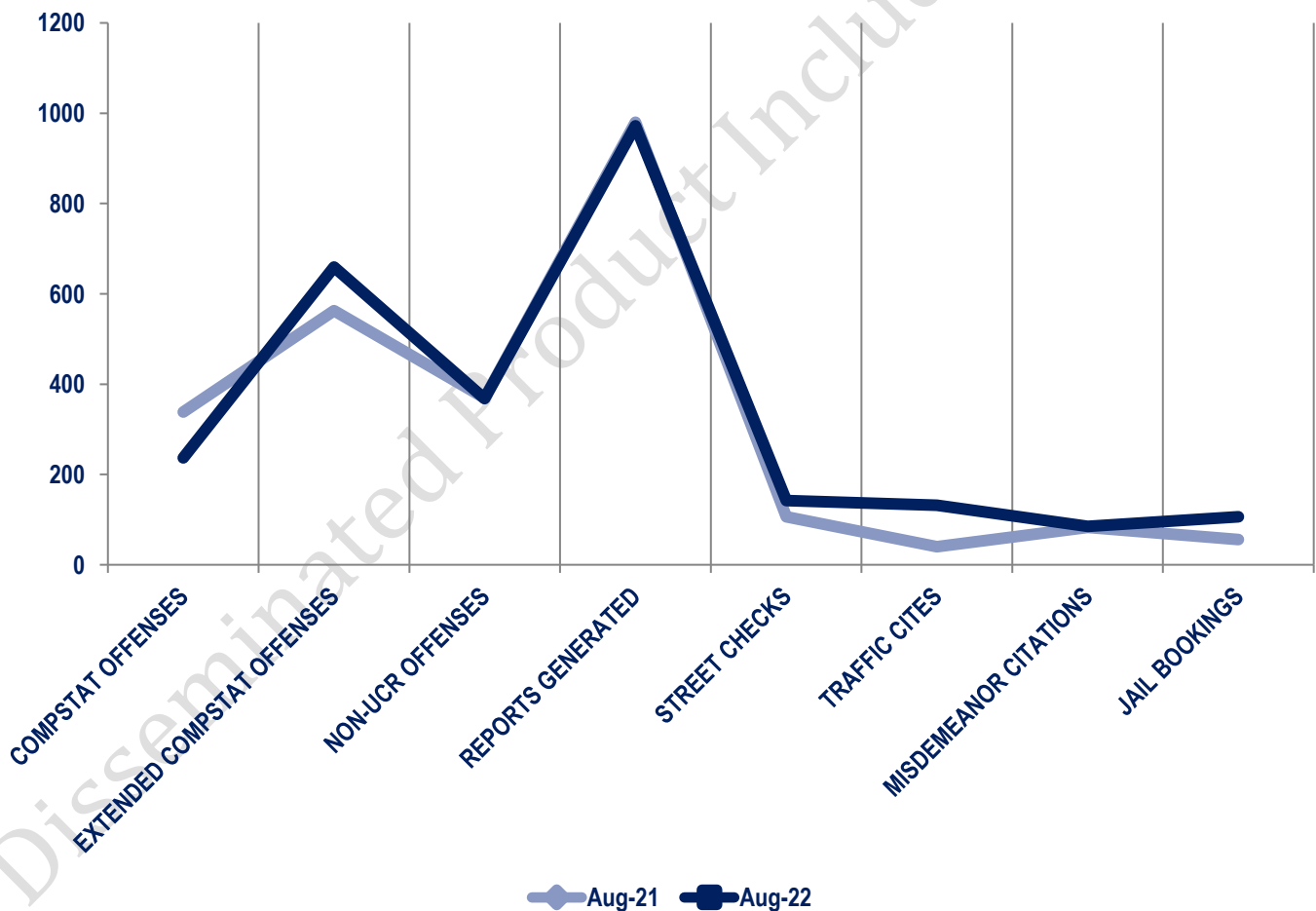
Other Event Totals



Combined Offense/Event Trends

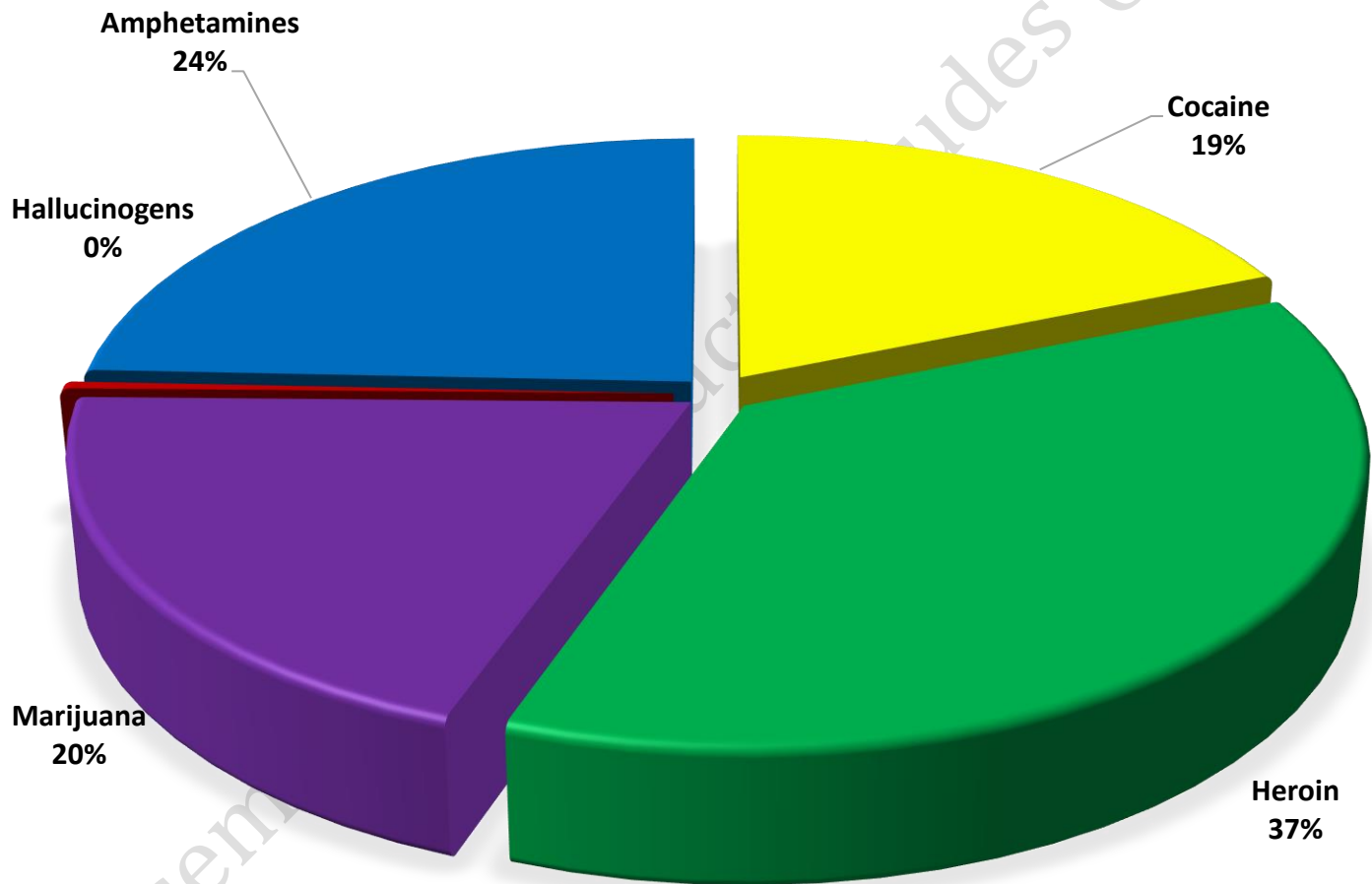
*Street checks include private impounds

	AUG 2021	AUG 2022
CompStat Offenses	338	237
Extended CompStat Offenses	563	659
Non-UCR Offenses	369	368
Reports Generated	980	972
Street Checks	106	142
Traffic Cites	40	132
Misdemeanor Citations	83	85
Jail Bookings	56	106

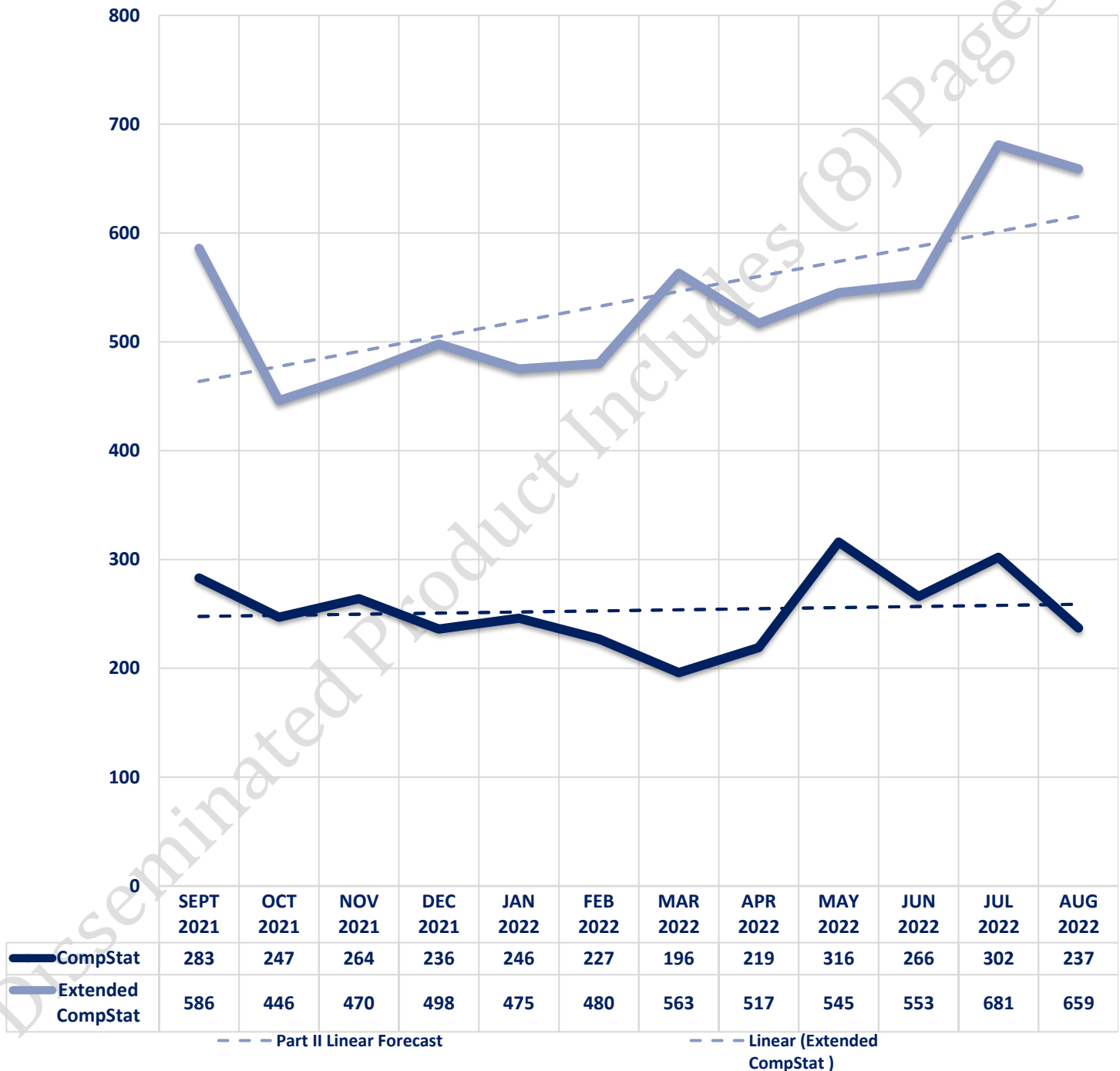


Seized Drugs

TYPE	DOSES	STREET VALUE
Cocaine	1014.0	\$ 7,098.00
Heroin	1989.6	\$ 14,822.52
Marijuana	1073.9	\$ 3,565.40
Hallucinogens	20.9	\$ 41.86
Amphetamines	1317.2	\$ 9,220.40
TOTAL	5415.6	\$ 34,748.19



CompStat & Extended CompStat Offenses - One Year





CITY COUNCIL DISTRICT #5

MONTHLY OFFENSE SUMMARY

September 2022

These figures represent preliminary counts of original Police Incident Reports and include all offenses within the above listed City Council District only. Full statistical analysis to determine the confidence level of this data has not been performed. The results contained herein are approximate in relation to the listed area and may not fully coincide with data shown in other areas of SLCPD's Crime Statistics page such as Calls for Service, Crimes Trending, and Crime Reports due to and reflective of departmental procedures that were in place at the time the event occurred and the date this data was compiled. Results displayed are not distinguished as attempted or completed crimes, do not include other calls for police service, and only represent police service where a report was made. Police Incident Reports are classified by primary offense categories as defined by the Uniform Crime Reporting (UCR) system, however for this report all offenses are included, and each incident may have more than one offense listed on it. In cases where there is more than one offense listed, all offenses are counted individually. Although every reasonable verification effort is made, the accuracy of any data is subject to the constraints of the report generation process as well as the manner, format, and point in time of any query.

COMPSTAT OFFENSES: (Part I)

Chosen by the FBI as Part I Offenses because they are serious crimes that occur with regularity in all areas of the country and are likely to be reported to Police.

EXTENDED COMPSTAT OFFENSES: (Part II)

All other crimes other than the eight CompStat Offenses. The Uniform Crime Reporting Program gathers only arrest data for these offenses, however, SLCPD results displayed in this document display all of these, regardless of the presence of arrest data.

ALL OTHER OFFENSES:

Under the Extended CompStat Offense section, 'All Other Offenses' include Peeping Tom, Trespass, Kidnap/Abduction, Pornography, Extortion/Blackmail, Bribery, Warrants, Sexual Offenses, Obstruction, Public Peace, and Hit & Run.

NON-UCR OFFENSES:

Non-UCR Offenses include reports for all other offenses not classified as a CompStat or Extended CompStat Offense. Results displayed separate some of these offenses such as Ambulance Calls, Deaths, Missing Persons, Suicides, Suspicious Activity, and Traffic Accidents.

ALL OTHER NON-UCR:

Under the Non-UCR category, 'All Other' include the remainder of offenses not classified as CompStat or CompStat Extended and not separated from the Non-UCR Offenses. These include things such as Loud Parties, Barking Dogs, Mentally Ill Subjects, Citizen Assistance, etc.

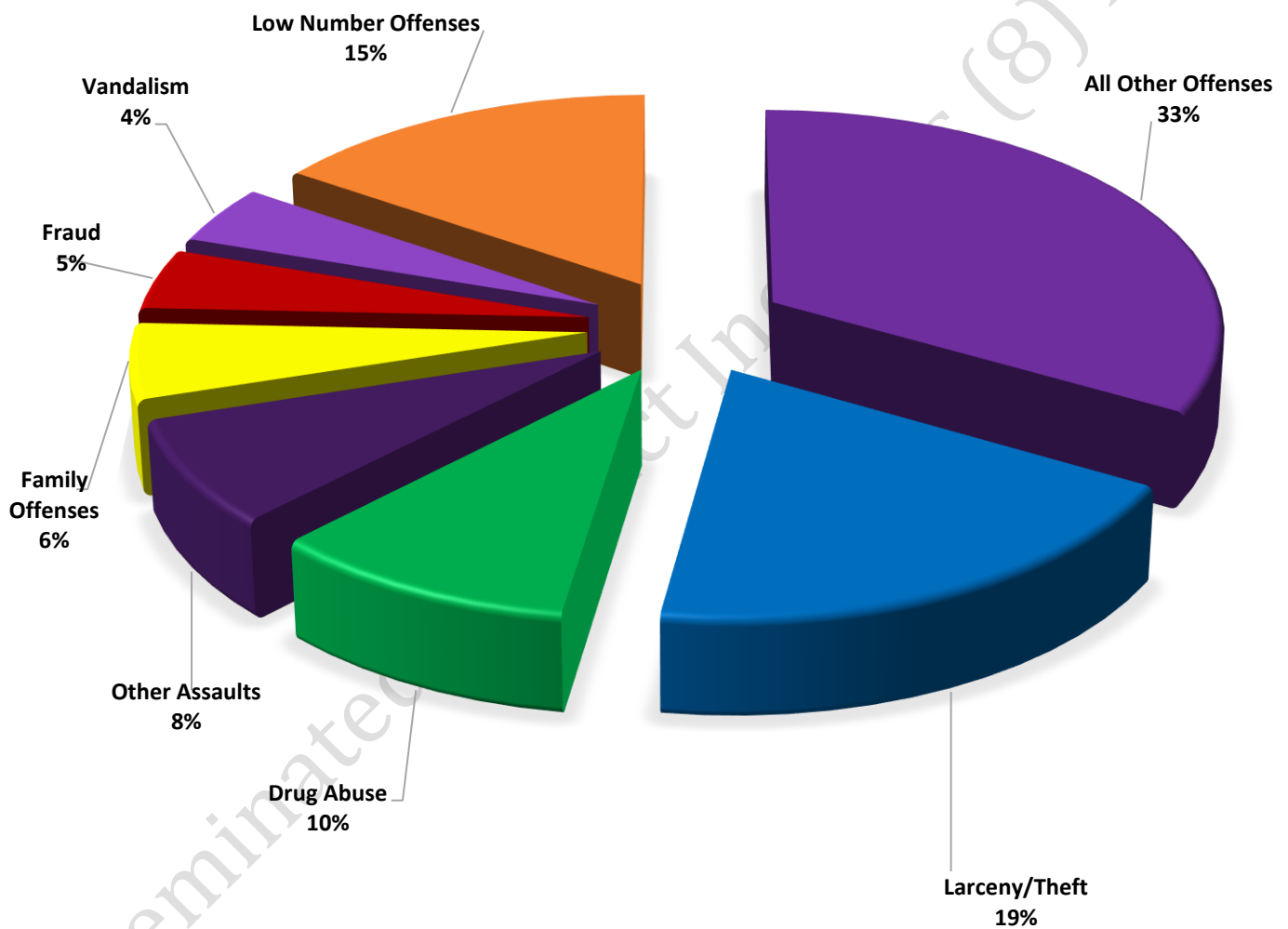
LOW NUMBER OFFENSES:

On page two, in the interest of space and allowing for easier viewing, the category titled 'Low Number Offenses' include CompStat and Extended CompStat Offenses from page one that have totals under the amount of 26.

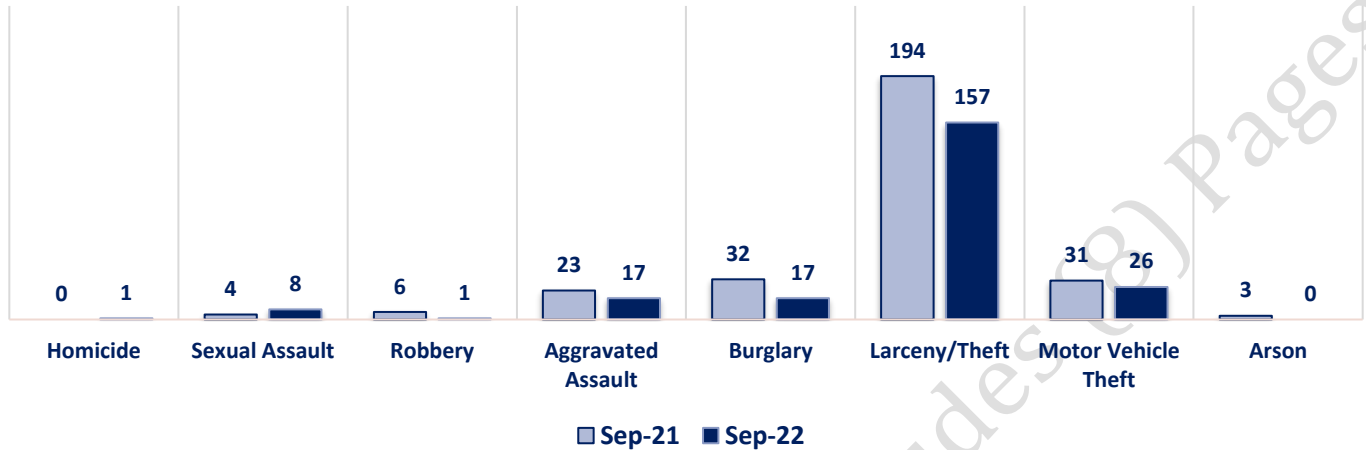
Offenses

COMPSTAT OFFENSES	VIOLENT	Offense	Sept-21	Sept-22	OFFENSE	Sept-21	Sept-22
		Homicide	0	1	Other Assaults	88	64
	Sexual Assault	4	8	Forgery/Counterfeiting	4	2	
	Robbery	6	1	Fraud	37	37	
	Aggravated Assault	23	17	Embezzlement	0	0	
	Burglary	32	17	Stolen Property	8	6	
	Larceny/Theft	194	157	Vandalism	55	36	
	Motor Vehicle Theft	31	26	Weapons	18	14	
	Arson	3	0	Prostitution	1	3	
	COMPSTAT TOTALS	293	227	Sex Offenses	4	2	
	NON-UCR OFFENSES	Ambulance Calls	27	30	Drug Abuse	75	82
	Deaths	2	4	Gambling	0	0	
Missing Persons	8	7	Family Offenses	47	46		
Suicides	2	1	DUI	6	13		
Suspicious Activity	39	29	Liquor Laws	2	2		
Traffic Accidents	79	70	Drunkenness	8	7		
All Other	230	232	Disorderly Conduct	14	8		
NON-UCR TOTALS	387	373	All Other Offenses	234	274		
COMPSTAT OFFENSES	293	227	Curfew/Loitering	0	0		
EXTENDED COMPSTAT OFFENSES	601	596	EXTENDED COMPSTAT TOTALS	601	596		
NON-UCR OFFENSES	387	373					
TOTAL	1281	1196					

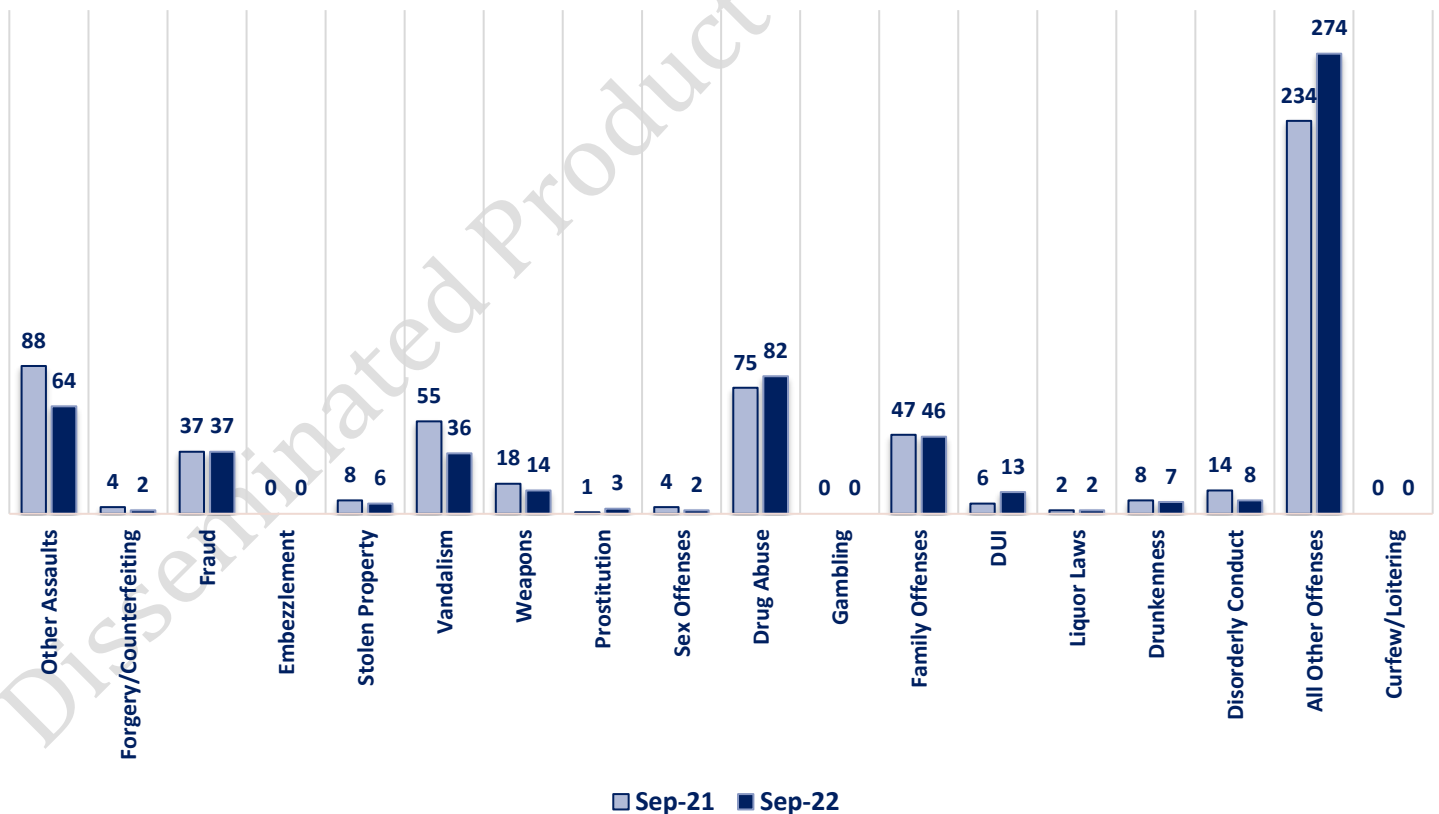
**SEPTEMBER 2022 - COMPSTAT AND EXTENDED COMPSTAT
OFFENSE PERCENTAGES**



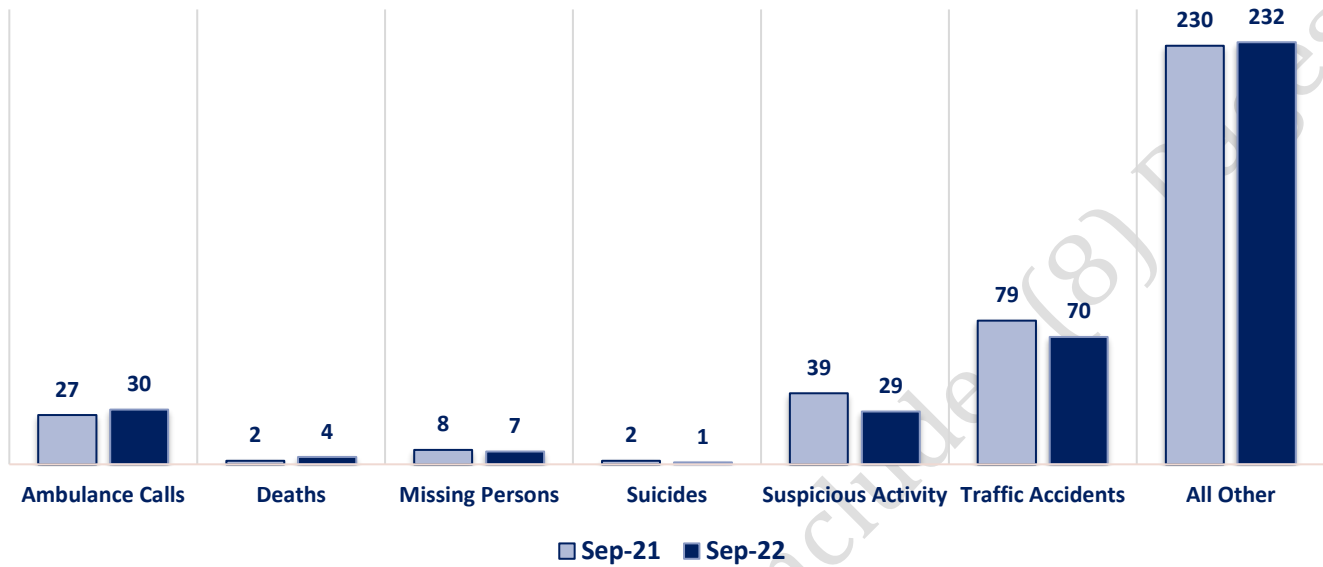
CompStat Offenses



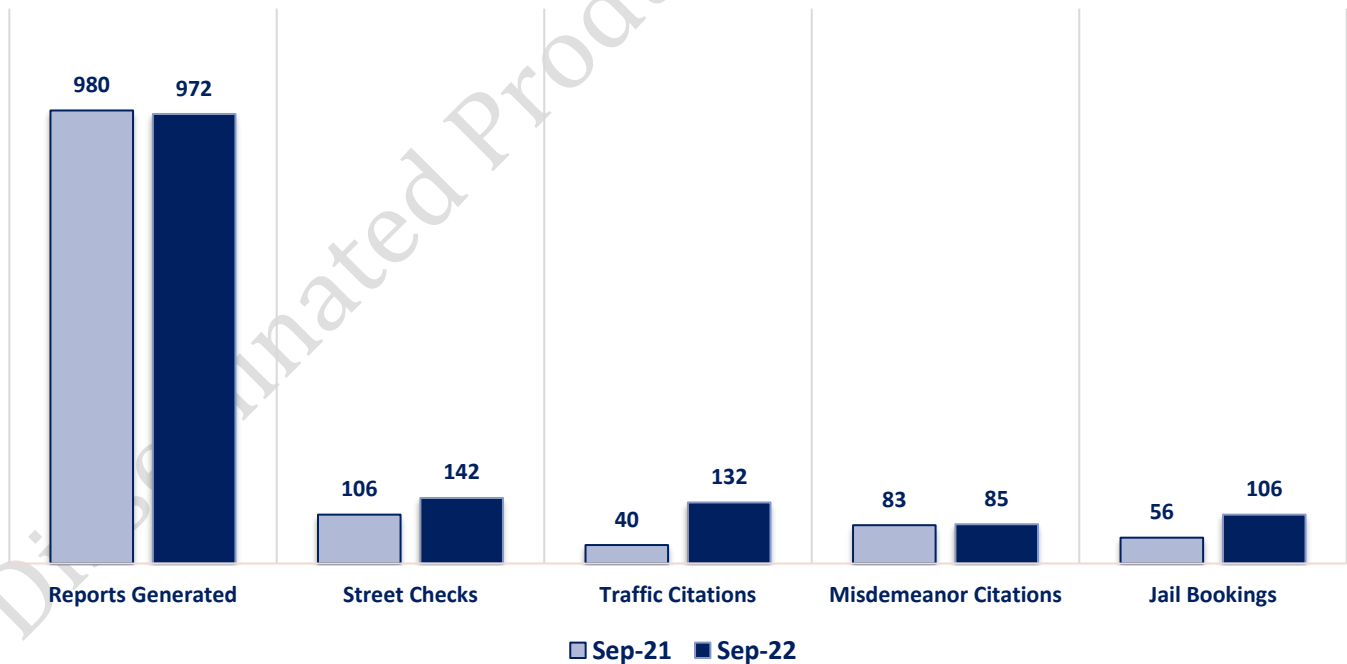
Extended CompStat Offenses



Non-UCR Offenses



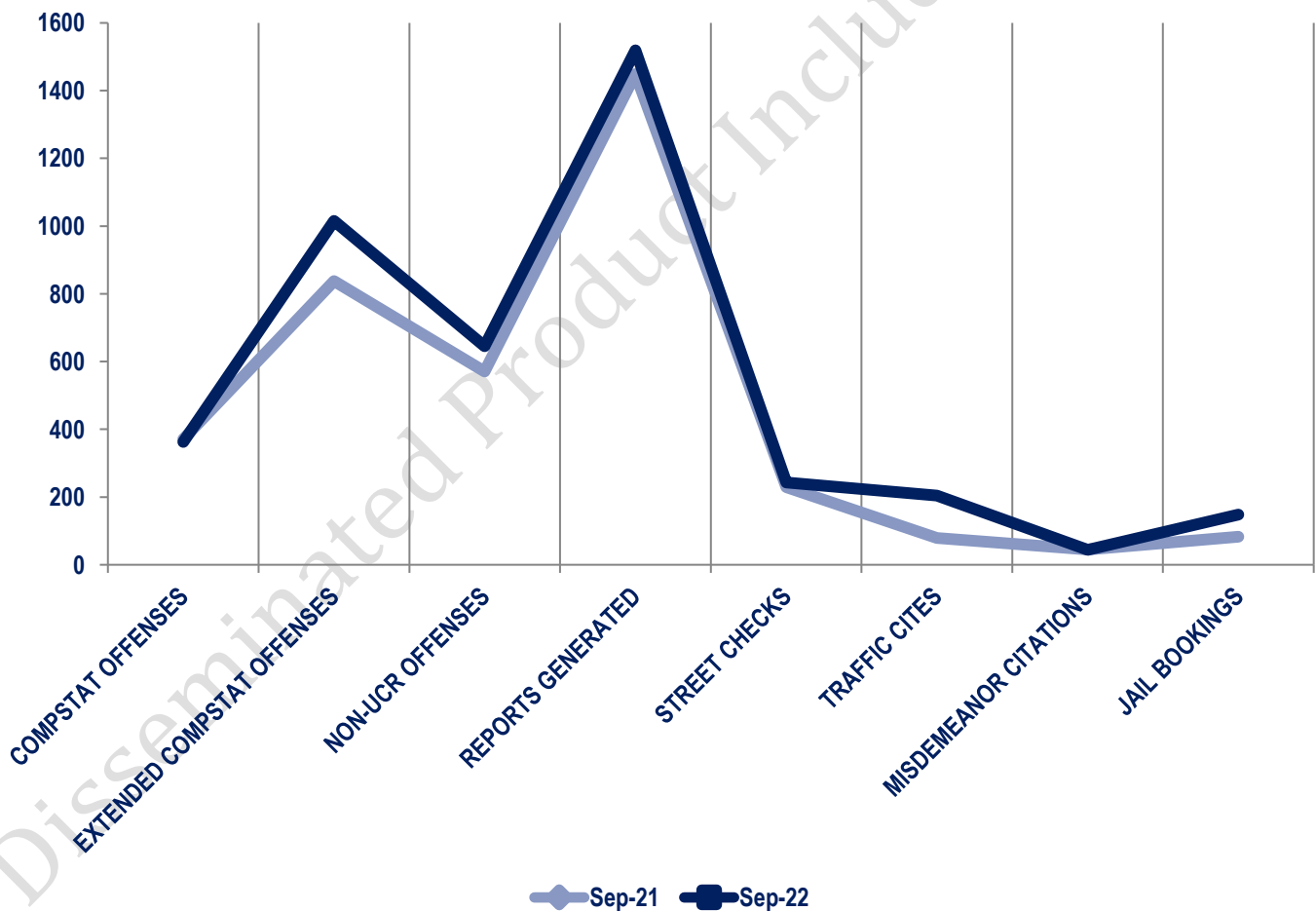
Other Event Totals



Combined Offense/Event Trends

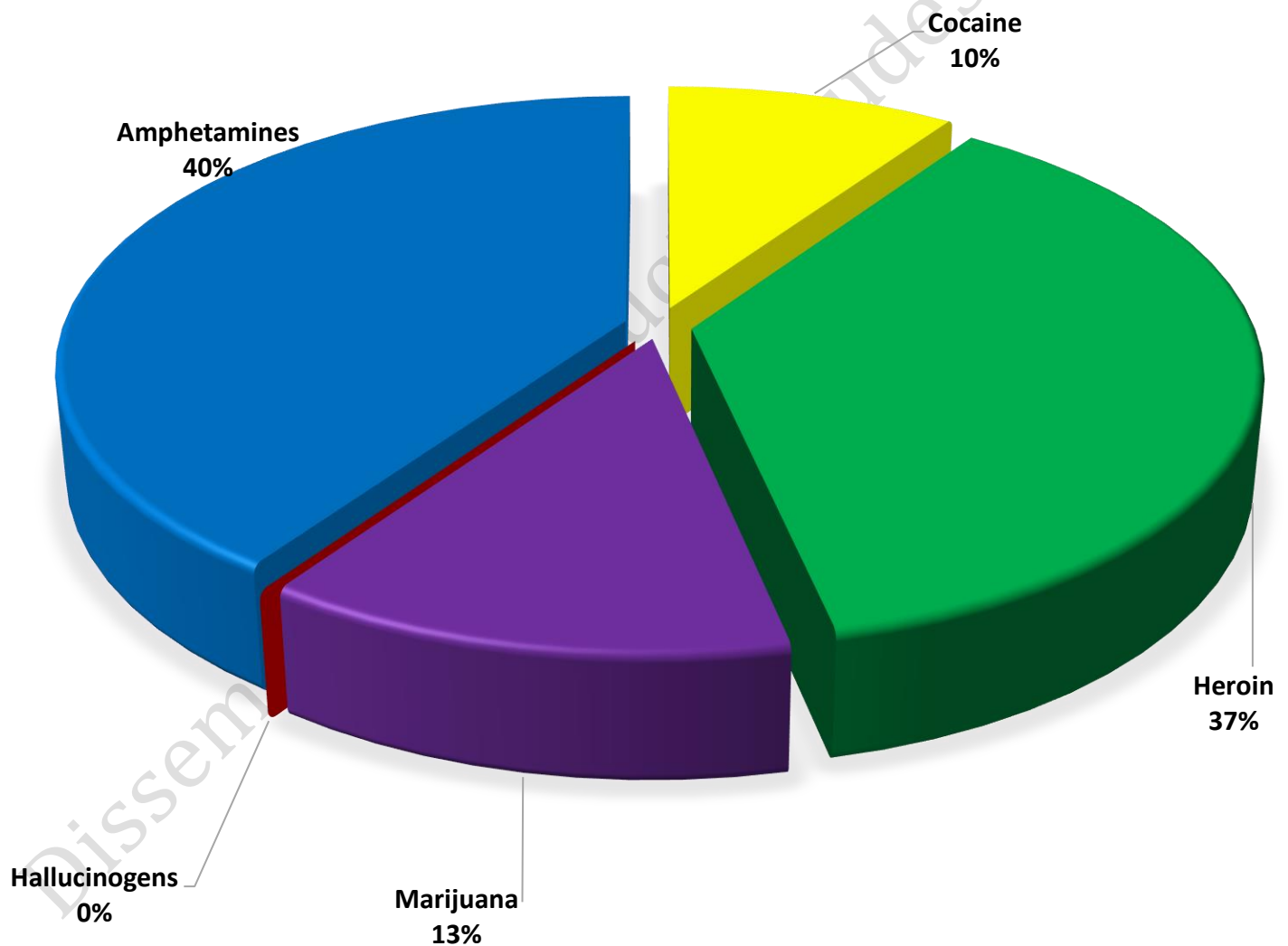
*Street checks include private impounds

	SEPT 2021	SEPT 2022
CompStat Offenses	293	227
Extended CompStat Offenses	601	596
Non-UCR Offenses	387	373
Reports Generated	980	972
Street Checks	106	142
Traffic Cites	40	132
Misdemeanor Citations	83	85
Jail Bookings	56	106

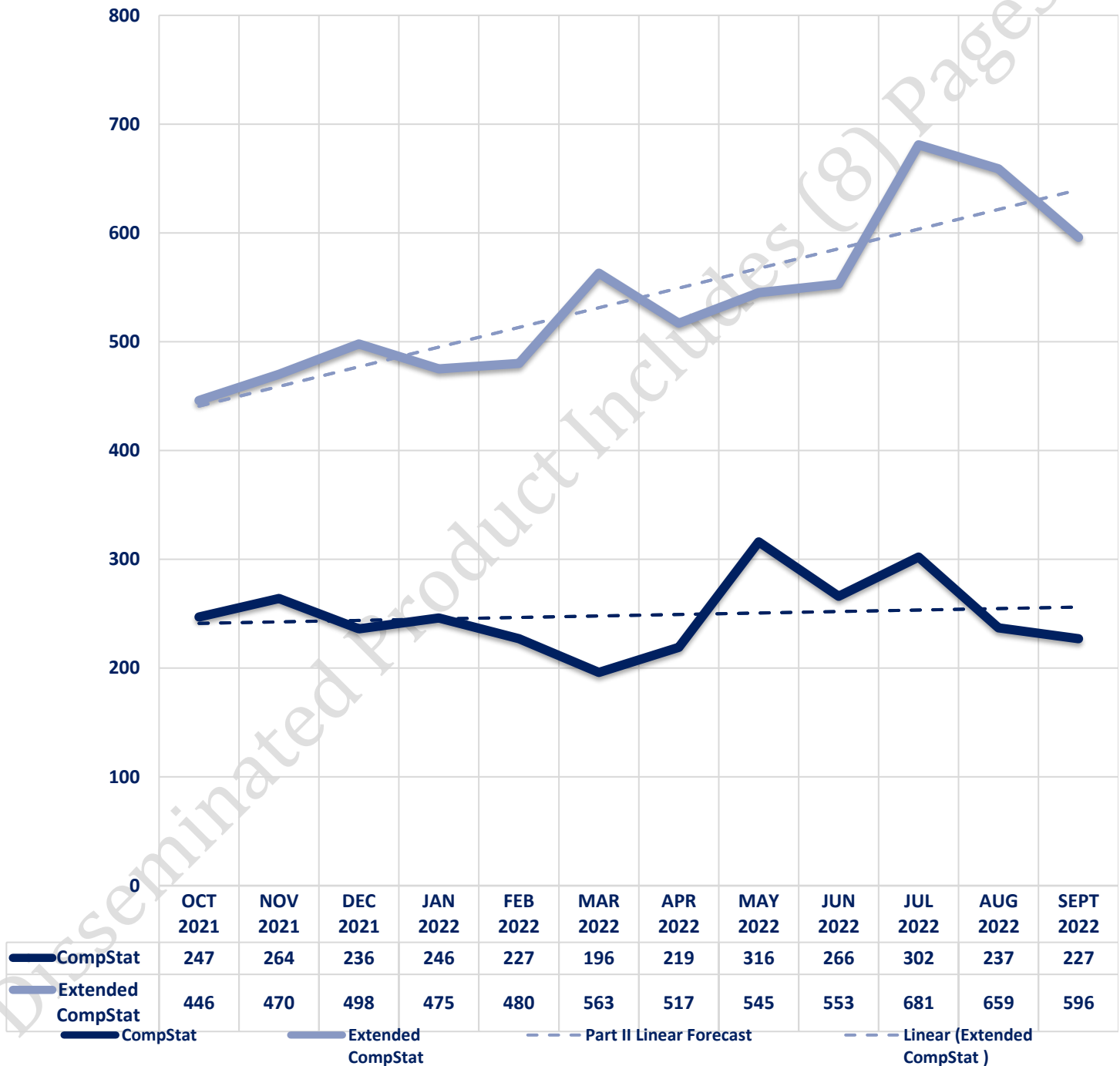


Seized Drugs

TYPE	DOSES	STREET VALUE
Cocaine	154.0	\$ 1,078.00
Heroin	592.7	\$ 4,415.24
Marijuana	209.1	\$ 694.27
Hallucinogens	0.0	\$ -
Amphetamines	645.3	\$ 4,517.10
TOTAL	1601.1	\$ 10,704.62



CompStat & Extended CompStat Offenses - One Year





CITY COUNCIL DISTRICT #5

MONTHLY OFFENSE SUMMARY

October 2022

These figures represent preliminary counts of original Police Incident Reports and include all offenses within the above listed City Council District only. Full statistical analysis to determine the confidence level of this data has not been performed. The results contained herein are approximate in relation to the listed area and may not fully coincide with data shown in other areas of SLCPD's Crime Statistics page such as Calls for Service, Crimes Trending, and Crime Reports due to and reflective of departmental procedures that were in place at the time the event occurred and the date this data was compiled. Results displayed are not distinguished as attempted or completed crimes, do not include other calls for police service, and only represent police service where a report was made. Police Incident Reports are classified by primary offense categories as defined by the Uniform Crime Reporting (UCR) system, however for this report all offenses are included, and each incident may have more than one offense listed on it. In cases where there is more than one offense listed, all offenses are counted individually. Although every reasonable verification effort is made, the accuracy of any data is subject to the constraints of the report generation process as well as the manner, format, and point in time of any query.

COMPSTAT OFFENSES: (Part I)

Chosen by the FBI as Part I Offenses because they are serious crimes that occur with regularity in all areas of the country and are likely to be reported to Police.

EXTENDED COMPSTAT OFFENSES: (Part II)

All other crimes other than the eight CompStat Offenses. The Uniform Crime Reporting Program gathers only arrest data for these offenses, however, SLCPD results displayed in this document display all of these, regardless of the presence of arrest data.

ALL OTHER OFFENSES:

Under the Extended CompStat Offense section, 'All Other Offenses' include Peeping Tom, Trespass, Kidnap/Abduction, Pornography, Extortion/Blackmail, Bribery, Warrants, Sexual Offenses, Obstruction, Public Peace, and Hit & Run.

NON-UCR OFFENSES:

Non-UCR Offenses include reports for all other offenses not classified as a CompStat or Extended CompStat Offense. Results displayed separate some of these offenses such as Ambulance Calls, Deaths, Missing Persons, Suicides, Suspicious Activity, and Traffic Accidents.

ALL OTHER NON-UCR:

Under the Non-UCR category, 'All Other' include the remainder of offenses not classified as CompStat or CompStat Extended and not separated from the Non-UCR Offenses. These include things such as Loud Parties, Barking Dogs, Mentally Ill Subjects, Citizen Assistance, etc.

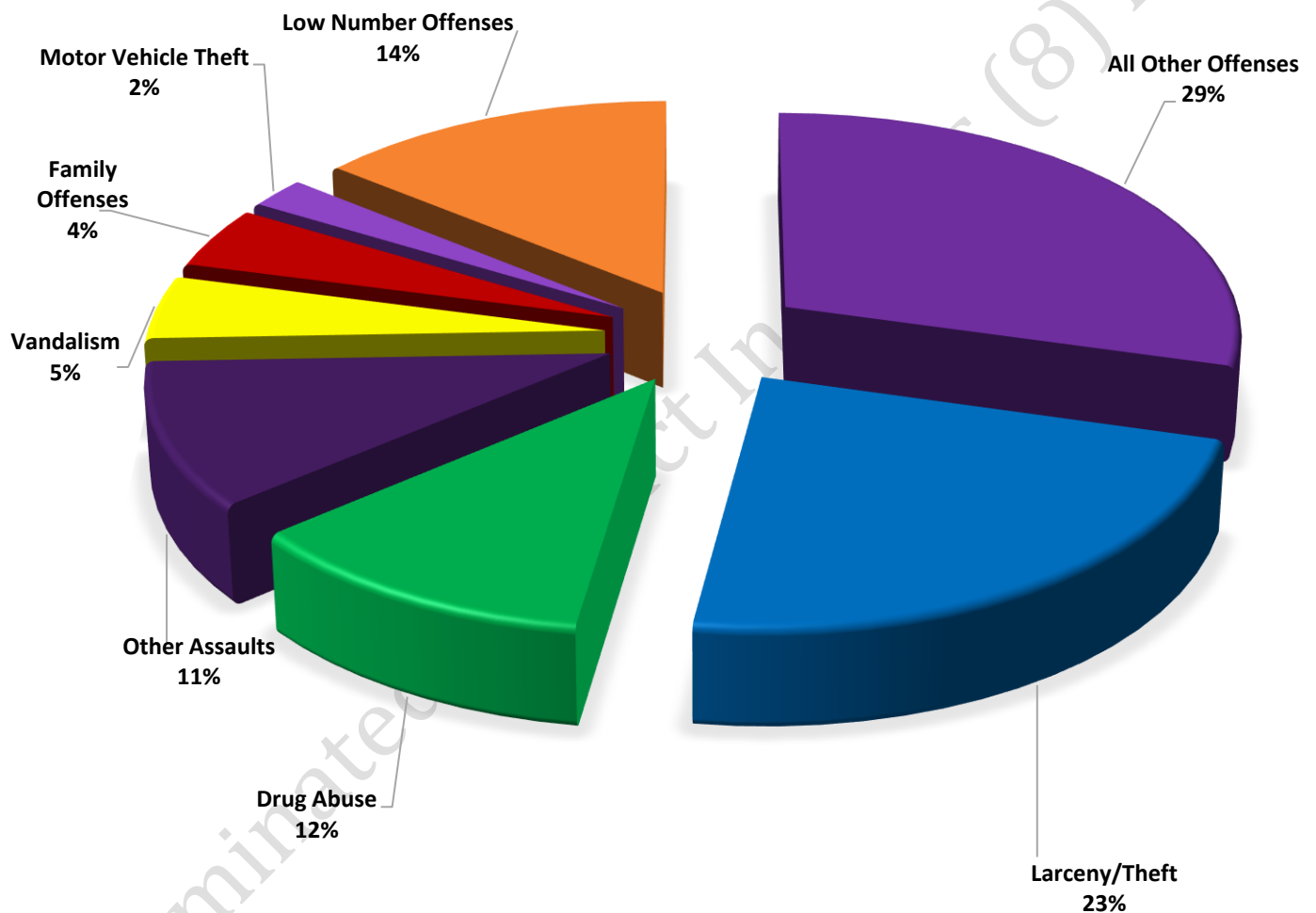
LOW NUMBER OFFENSES:

On page two, in the interest of space and allowing for easier viewing, the category titled 'Low Number Offenses' include CompStat and Extended CompStat Offenses from page one that have totals under the amount of 18.

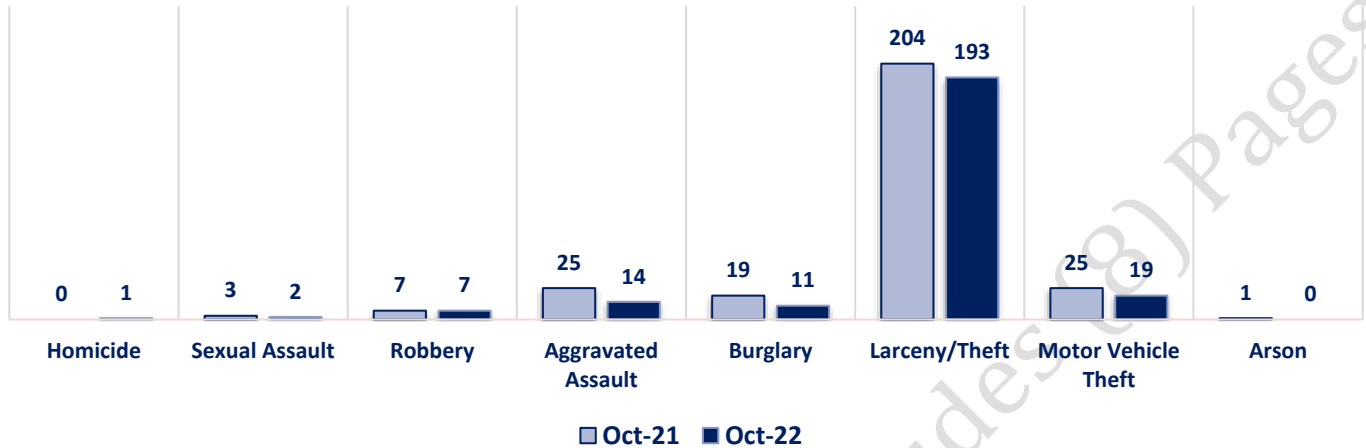
Offenses

COMPSTAT OFFENSES	VIOLENT	Offense	Oct-21	Oct-22	EXTENDED COMPSTAT OFFENSES
		Homicide	0	1	
		Sexual Assault	3	2	
		Robbery	7	7	
		Aggravated Assault	25	14	
		Burglary	19	11	
		Larceny/Theft	204	193	
		Motor Vehicle Theft	25	19	
		Arson	1	0	
NON-UCR OFFENSES	PROPERTY	COMPSTAT TOTALS	284	247	
		Ambulance Calls	19	46	
		Deaths	6	6	
		Missing Persons	3	6	
		Suicides	0	1	
		Suspicious Activity	27	31	
		Traffic Accidents	66	54	
		All Other	227	210	
		NON-UCR TOTALS	348	354	
TOTALS		COMPSTAT OFFENSES	284	247	
		EXTENDED COMPSTAT OFFENSES	503	594	
		NON-UCR OFFENSES	348	354	
		TOTAL	1135	1195	

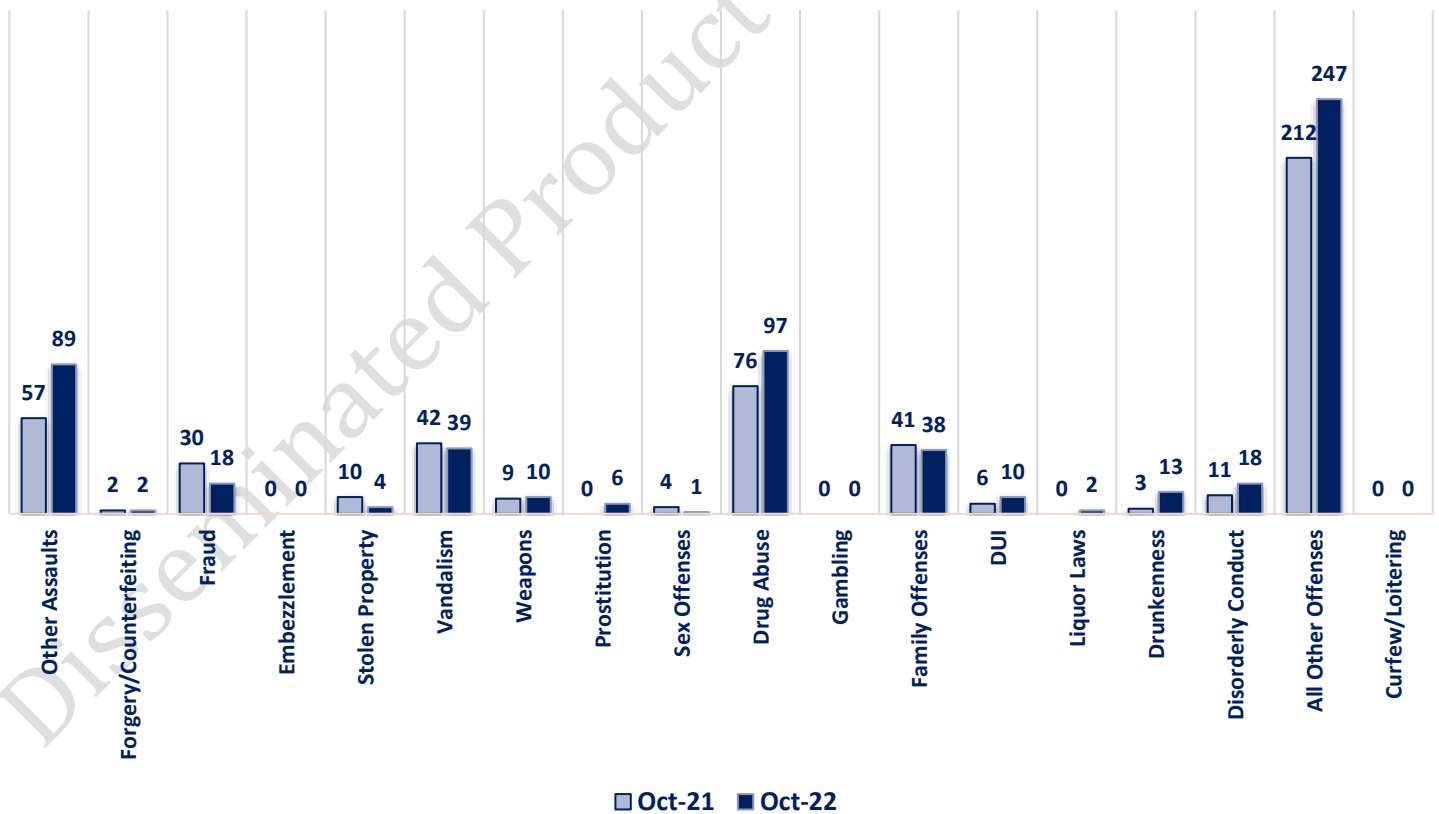
**OCTOBER 2022 - COMPSTAT AND EXTENDED COMPSTAT
OFFENSE PERCENTAGES**



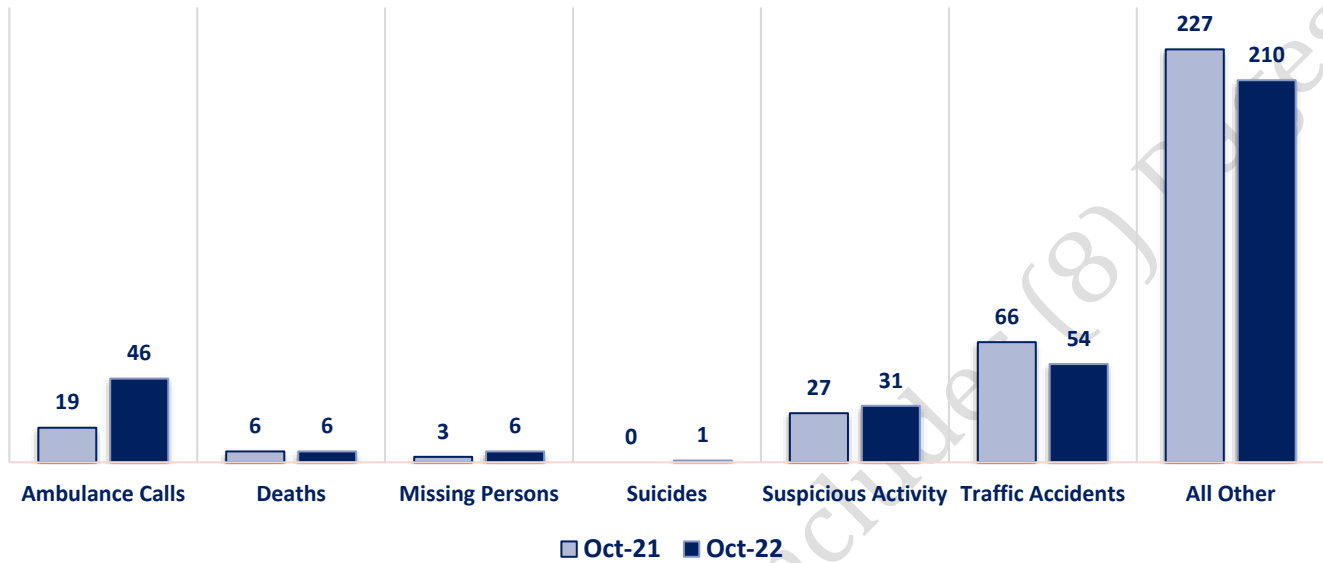
CompStat Offenses



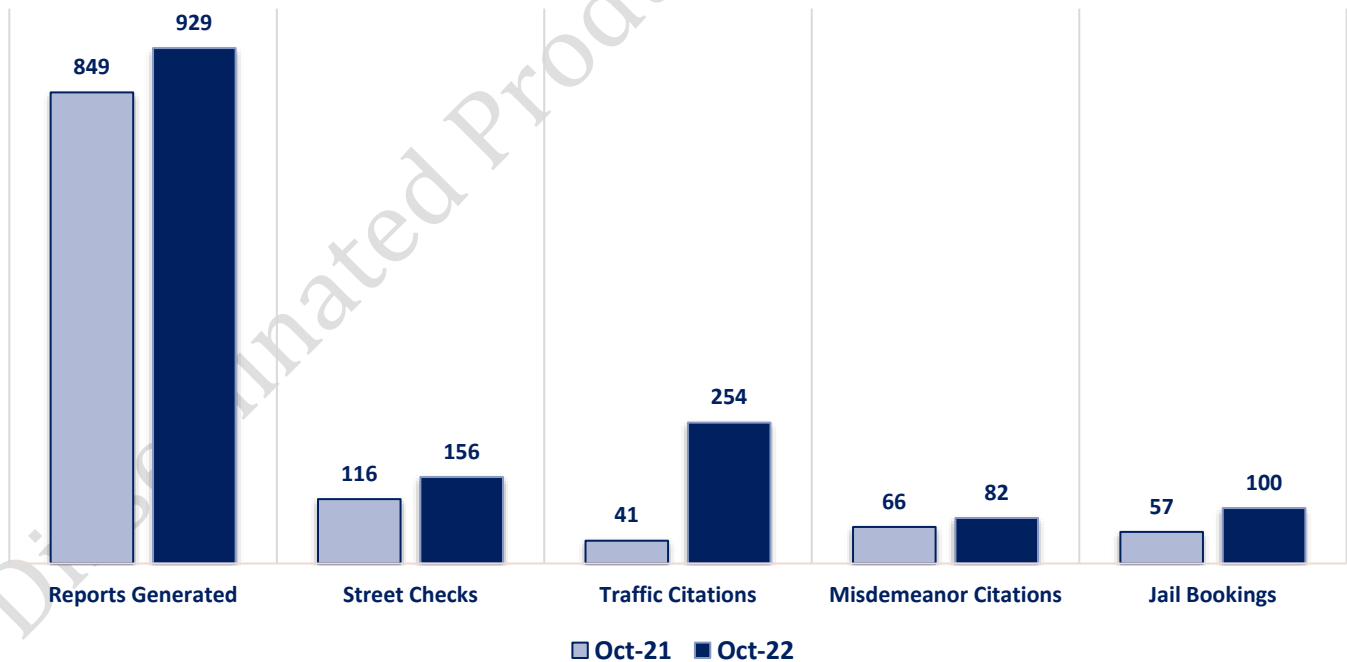
Extended CompStat Offenses



Non-UCR Offenses



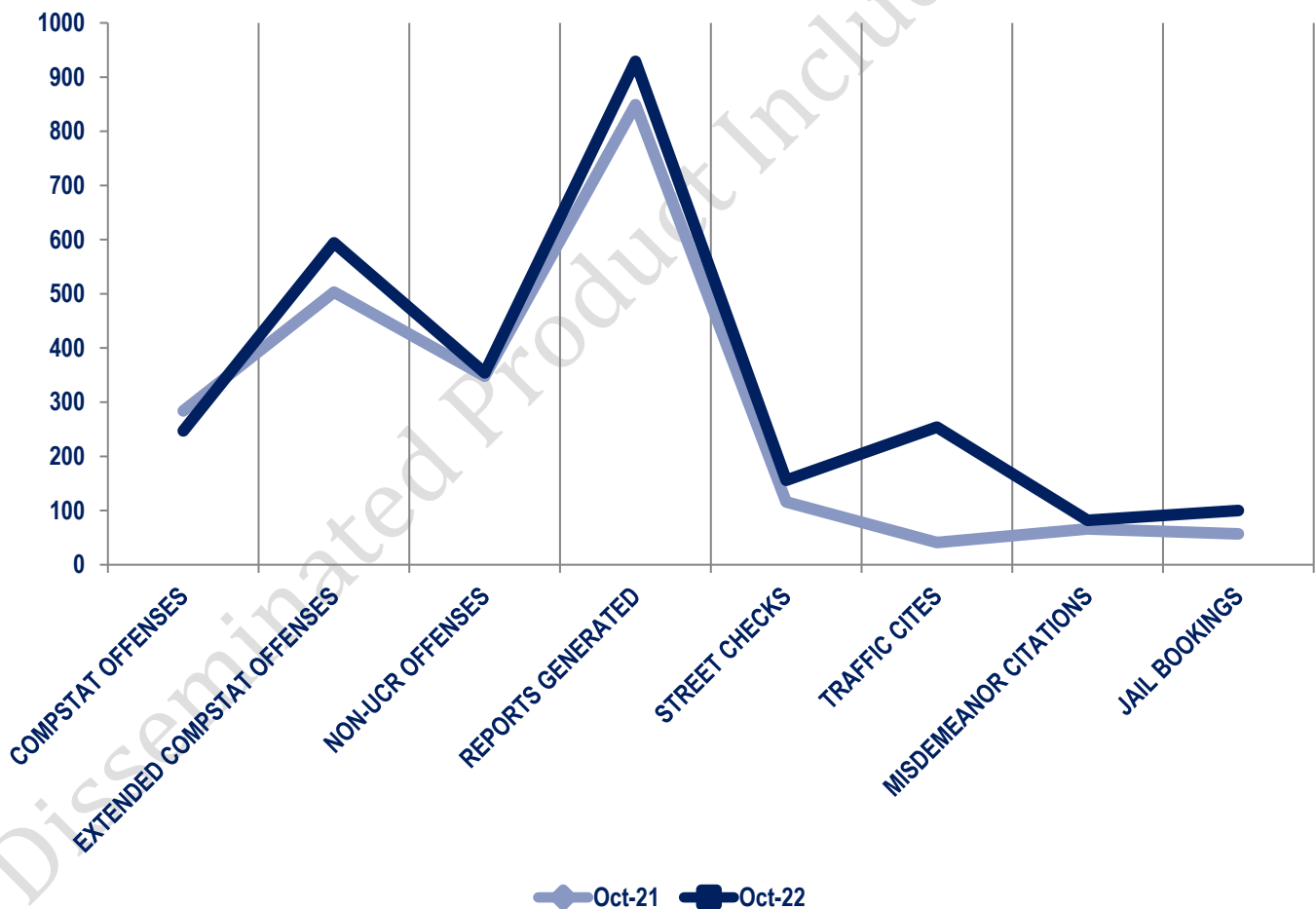
Other Event Totals



Combined Offense/Event Trends

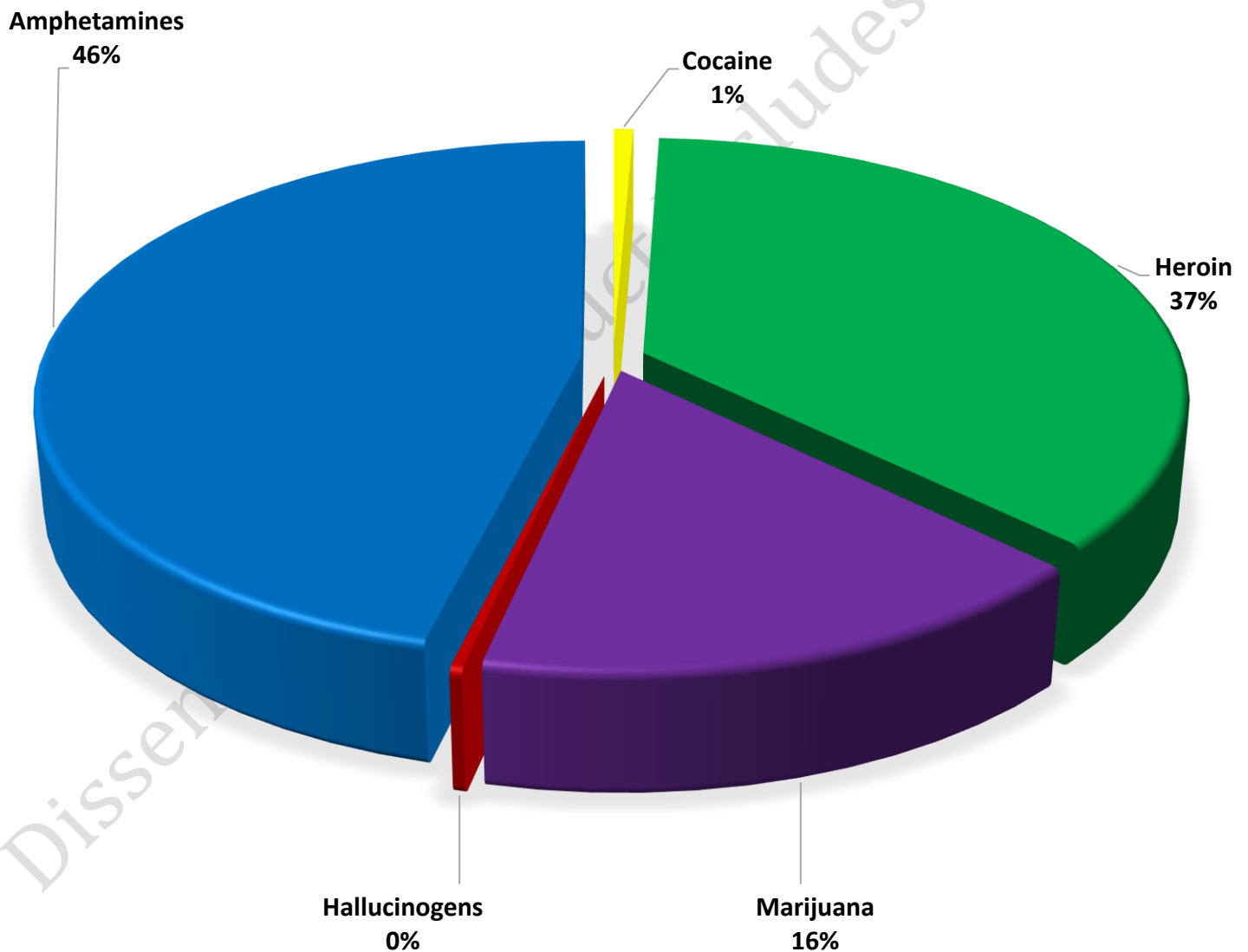
*Street checks include private impounds

	OCT 2021	OCT 2022
CompStat Offenses	284	247
Extended CompStat Offenses	503	594
Non-UCR Offenses	348	354
Reports Generated	849	929
Street Checks	116	156
Traffic Cites	41	254
Misdemeanor Citations	66	82
Jail Bookings	57	100

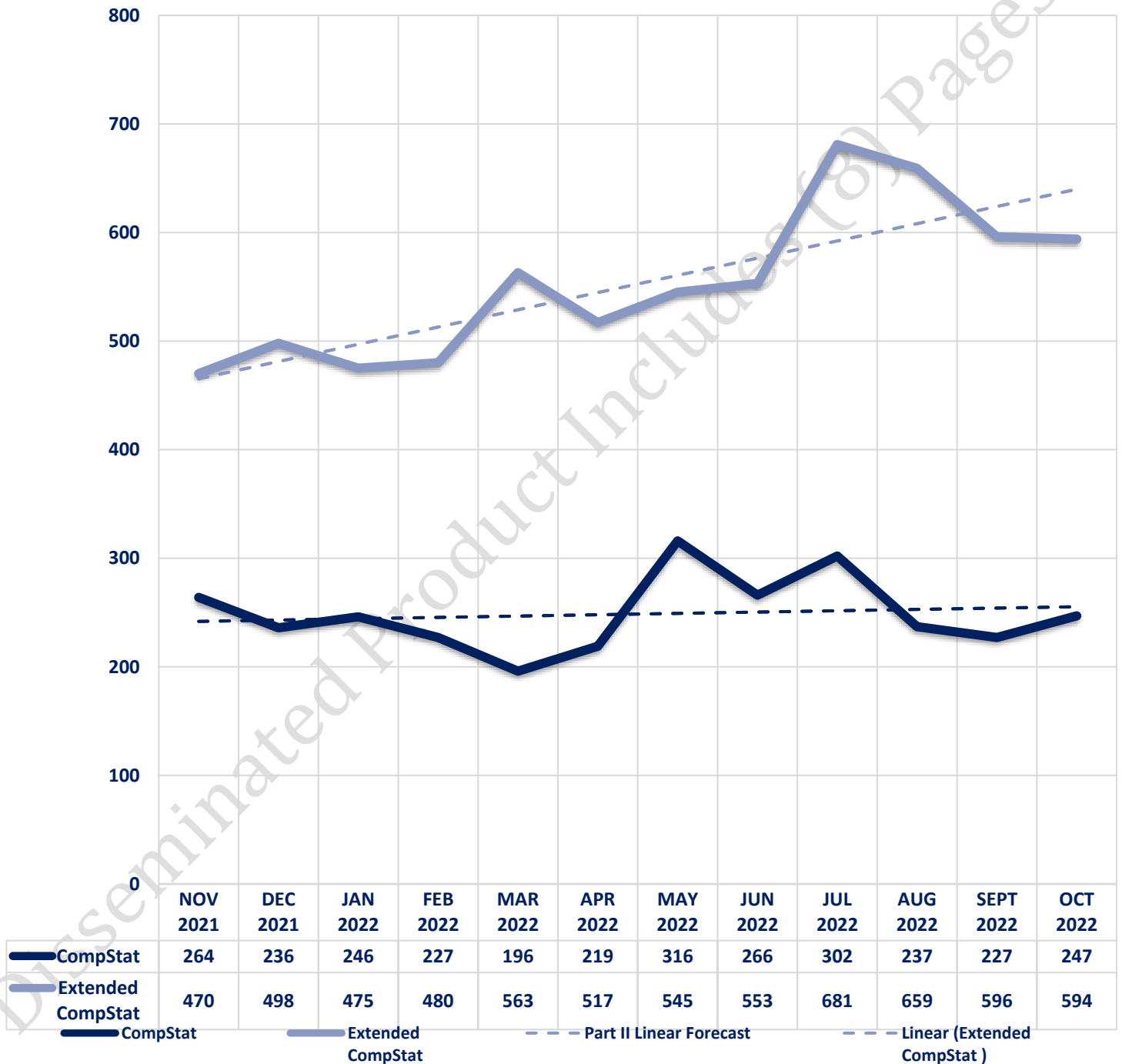


Seized Drugs

TYPE	DOSES	STREET VALUE
Cocaine	14.0	\$ 98.00
Heroin	759.0	\$ 5,654.55
Marijuana	338.7	\$ 1,124.61
Hallucinogens	6.6	\$ 13.29
Amphetamines	958.6	\$ 6,710.20
TOTAL	2077.0	\$ 13,600.65



CompStat & Extended CompStat Offenses - One Year





CITY COUNCIL DISTRICT #5

MONTHLY OFFENSE SUMMARY

November 2022

These figures represent preliminary counts of original Police Incident Reports and include all offenses within the above listed City Council District only. Full statistical analysis to determine the confidence level of this data has not been performed. The results contained herein are approximate in relation to the listed area and may not fully coincide with data shown in other areas of SLCPD's Crime Statistics page such as Calls for Service, Crimes Trending, and Crime Reports due to and reflective of departmental procedures that were in place at the time the event occurred and the date this data was compiled. Results displayed are not distinguished as attempted or completed crimes, do not include other calls for police service, and only represent police service where a report was made. Police Incident Reports are classified by primary offense categories as defined by the Uniform Crime Reporting (UCR) system, however for this report all offenses are included, and each incident may have more than one offense listed on it. In cases where there is more than one offense listed, all offenses are counted individually. Although every reasonable verification effort is made, the accuracy of any data is subject to the constraints of the report generation process as well as the manner, format, and point in time of any query.

COMPSTAT OFFENSES: (Part I)

Chosen by the FBI as Part I Offenses because they are serious crimes that occur with regularity in all areas of the country and are likely to be reported to Police.

EXTENDED COMPSTAT OFFENSES: (Part II)

All other crimes other than the eight CompStat Offenses. The Uniform Crime Reporting Program gathers only arrest data for these offenses, however, SLCPD results displayed in this document display all of these, regardless of the presence of arrest data.

ALL OTHER OFFENSES:

Under the Extended CompStat Offense section, 'All Other Offenses' include Peeping Tom, Trespass, Kidnap/Abduction, Pornography, Extortion/Blackmail, Bribery, Warrants, Sexual Offenses, Obstruction, Public Peace, and Hit & Run.

NON-UCR OFFENSES:

Non-UCR Offenses include reports for all other offenses not classified as a CompStat or Extended CompStat Offense. Results displayed separate some of these offenses such as Ambulance Calls, Deaths, Missing Persons, Suicides, Suspicious Activity, and Traffic Accidents.

ALL OTHER NON-UCR:

Under the Non-UCR category, 'All Other' include the remainder of offenses not classified as CompStat or CompStat Extended and not separated from the Non-UCR Offenses. These include things such as Loud Parties, Barking Dogs, Mentally Ill Subjects, Citizen Assistance, etc.

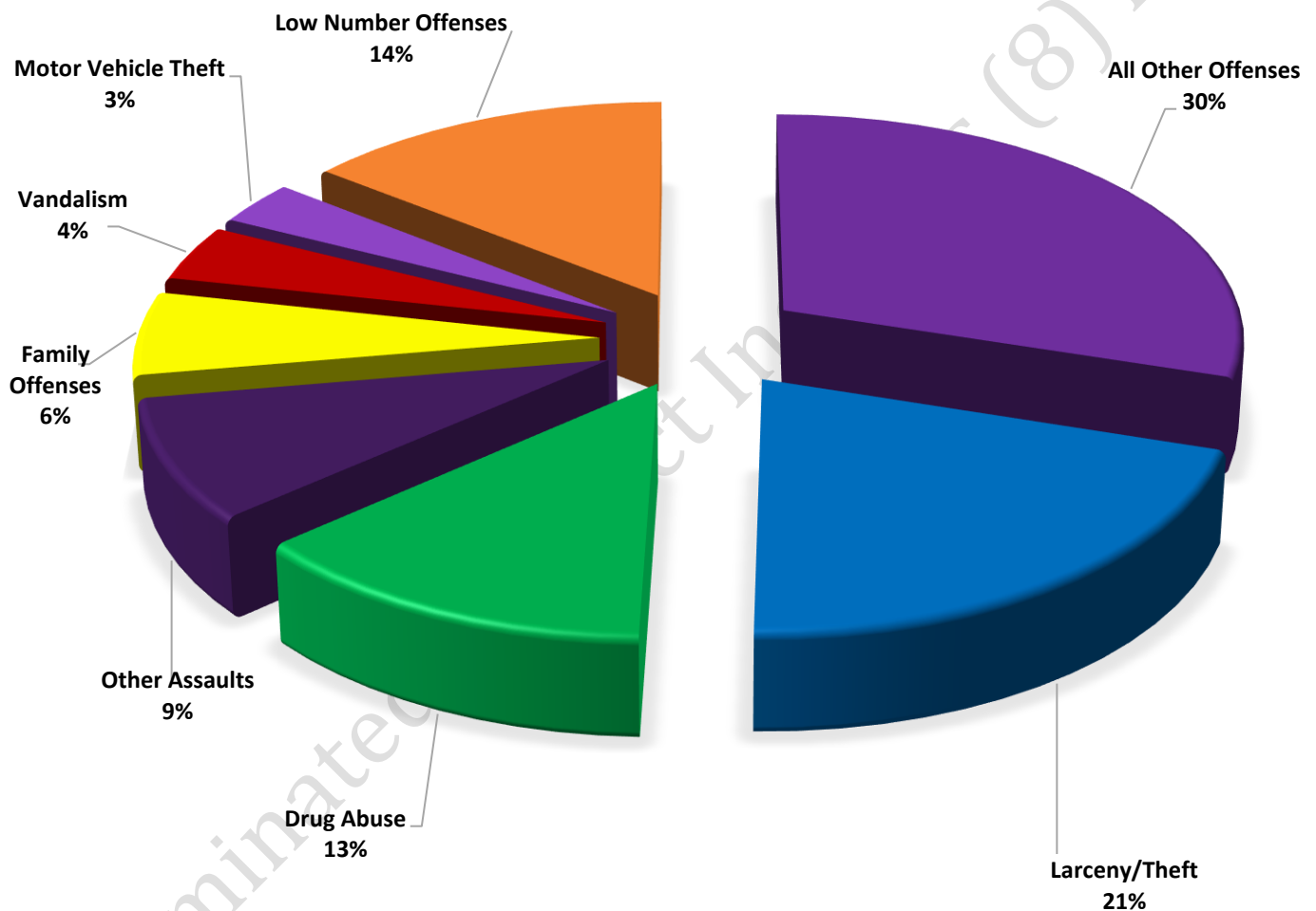
LOW NUMBER OFFENSES:

On page two, in the interest of space and allowing for easier viewing, the category titled 'Low Number Offenses' include CompStat and Extended CompStat Offenses from page one that have totals under the amount of 26.

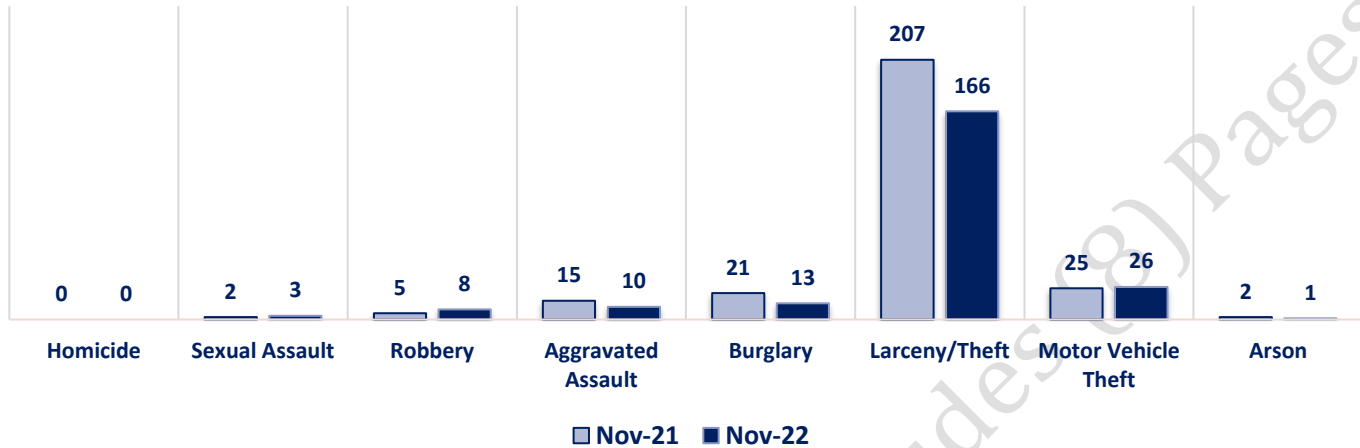
Offenses

COMPSTAT OFFENSES	VIOLENT	Offense	Nov-21	Nov-22	EXTENDED COMPSTAT OFFENSES
		Homicide	0	0	
		Sexual Assault	2	3	
		Robbery	5	8	
		Aggravated Assault	15	10	
		Burglary	21	13	
		Larceny/Theft	207	166	
		Motor Vehicle Theft	25	26	
		Arson	2	1	
NON-UCR OFFENSES	PROPERTY	COMPSTAT TOTALS	277	227	
		Ambulance Calls	39	36	
		Deaths	7	7	
		Missing Persons	6	6	
		Suicides	1	0	
		Suspicious Activity	27	20	
		Traffic Accidents	58	56	
		All Other	228	261	
		NON-UCR TOTALS	366	386	
TOTALS		COMPSTAT OFFENSES	277	227	
		EXTENDED COMPSTAT OFFENSES	508	582	
		NON-UCR OFFENSES	366	386	
		TOTAL	1151	1195	

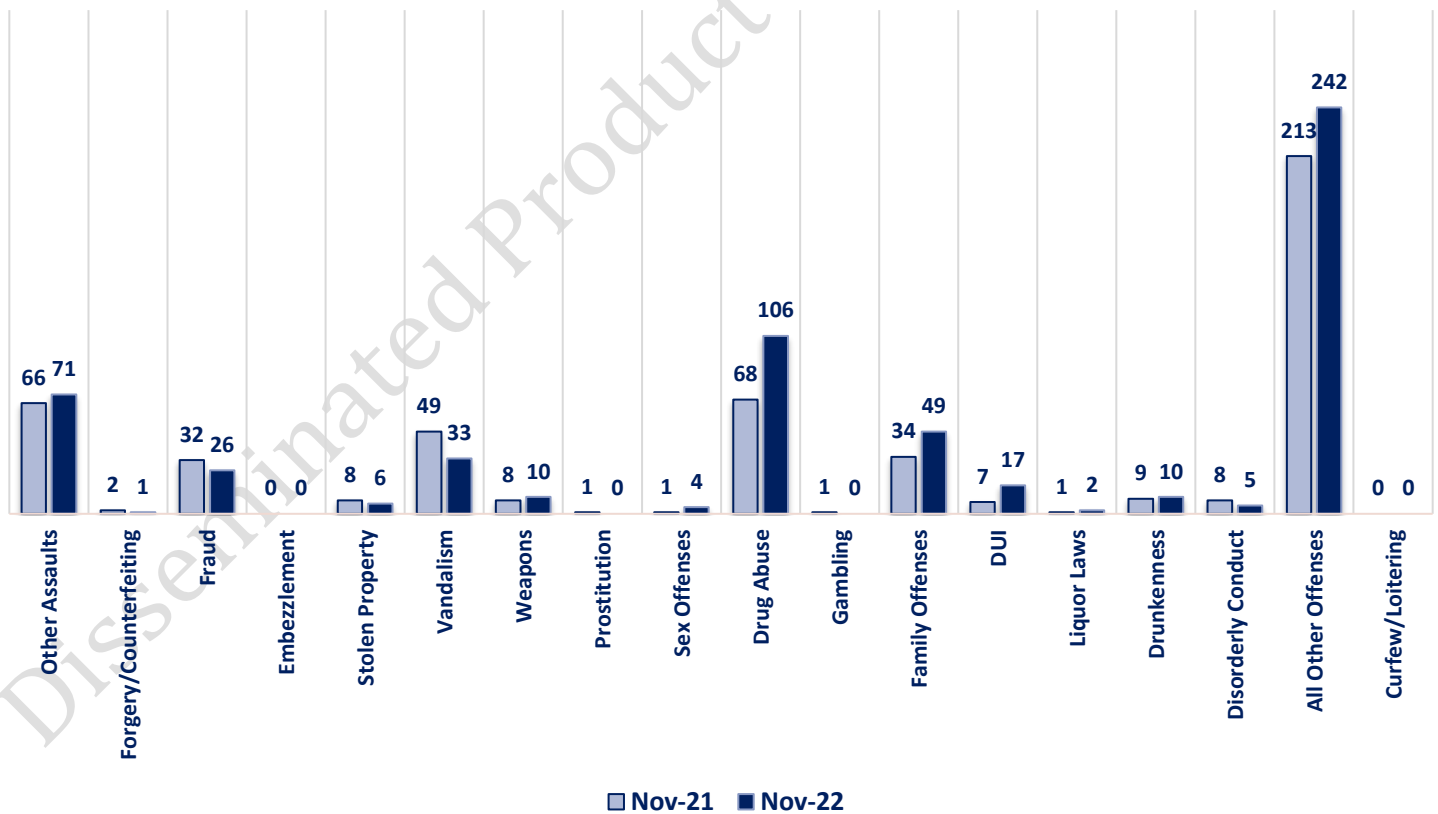
**NOVEMBER 2022 - COMPSTAT AND EXTENDED COMPSTAT
OFFENSE PERCENTAGES**



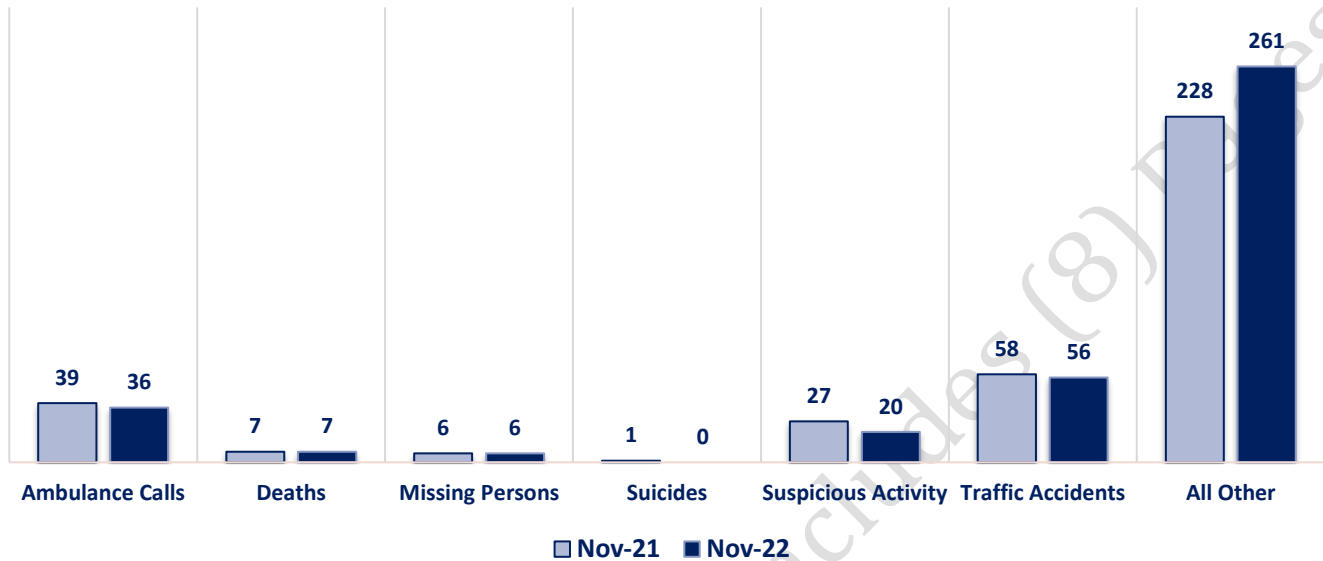
CompStat Offenses



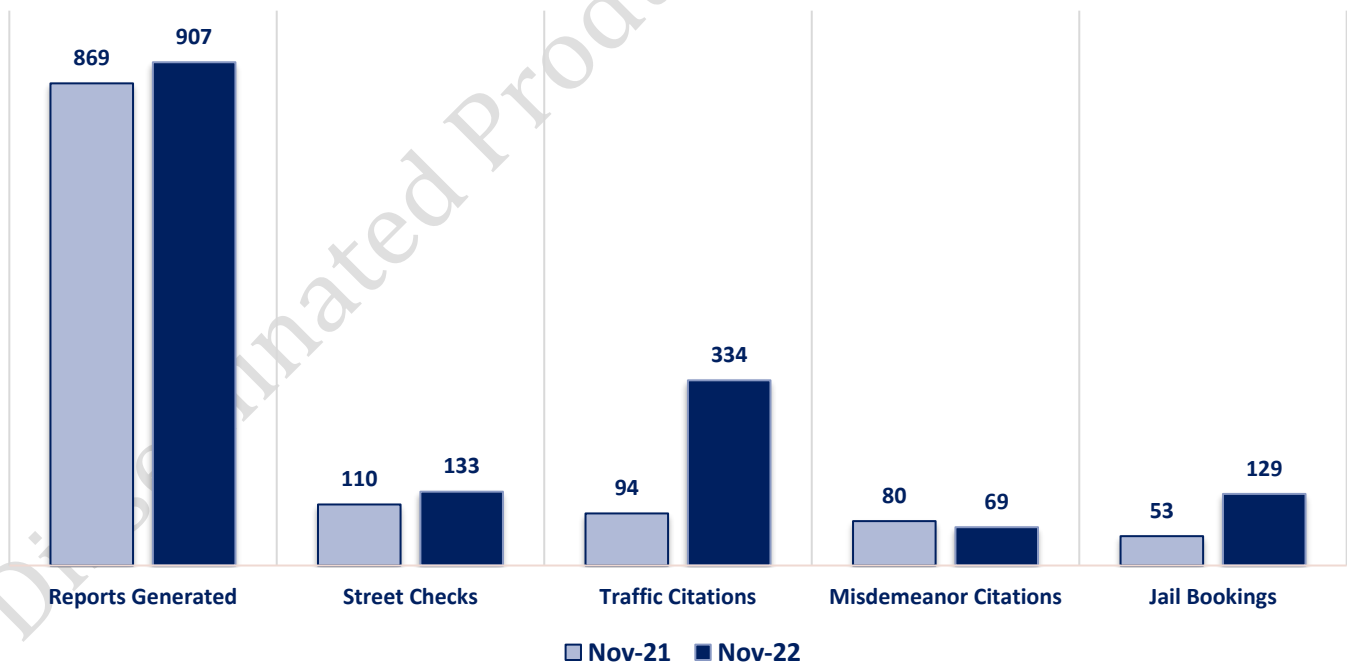
Extended CompStat Offenses



Non-UCR Offenses



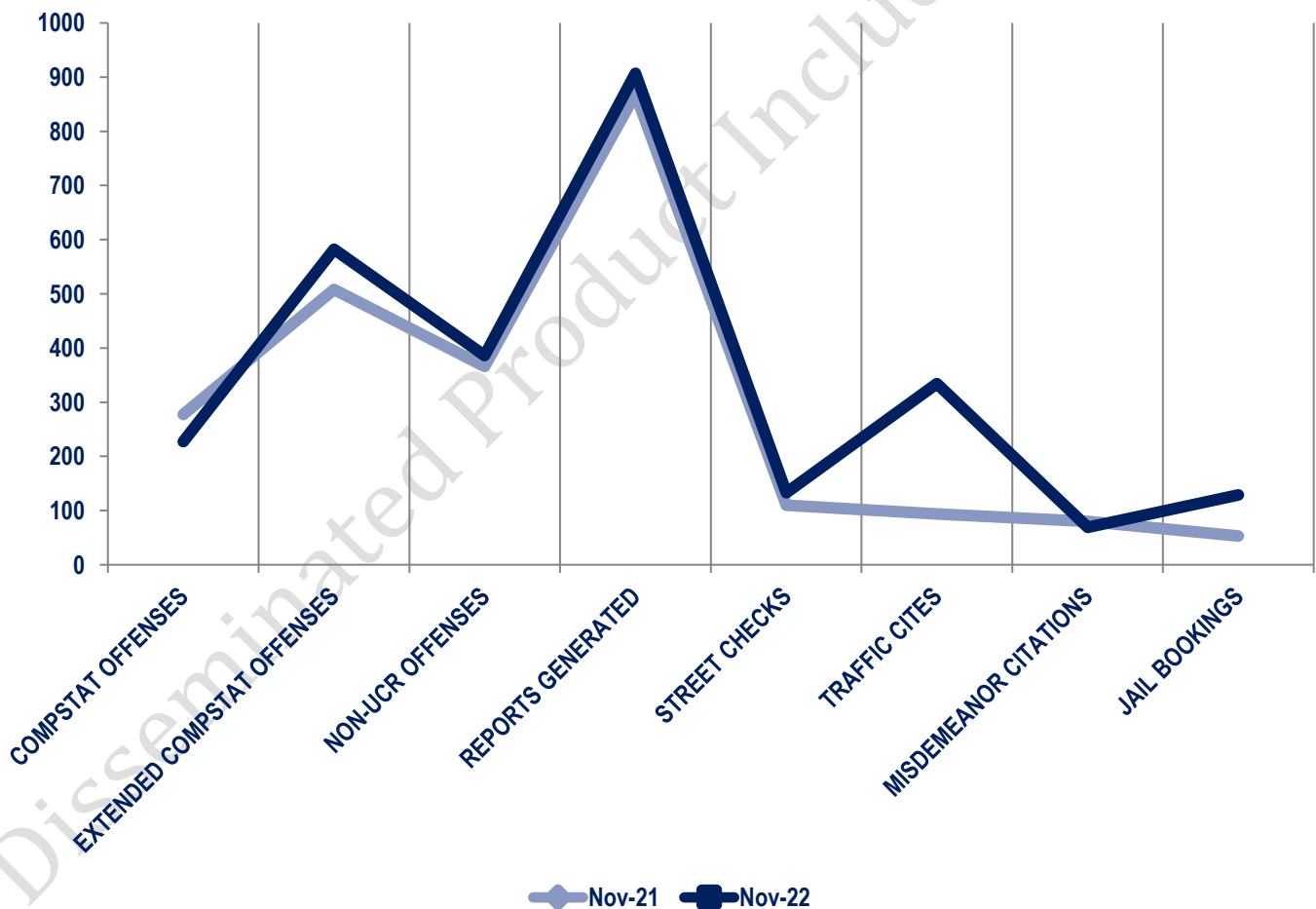
Other Event Totals



Combined Offense/Event Trends

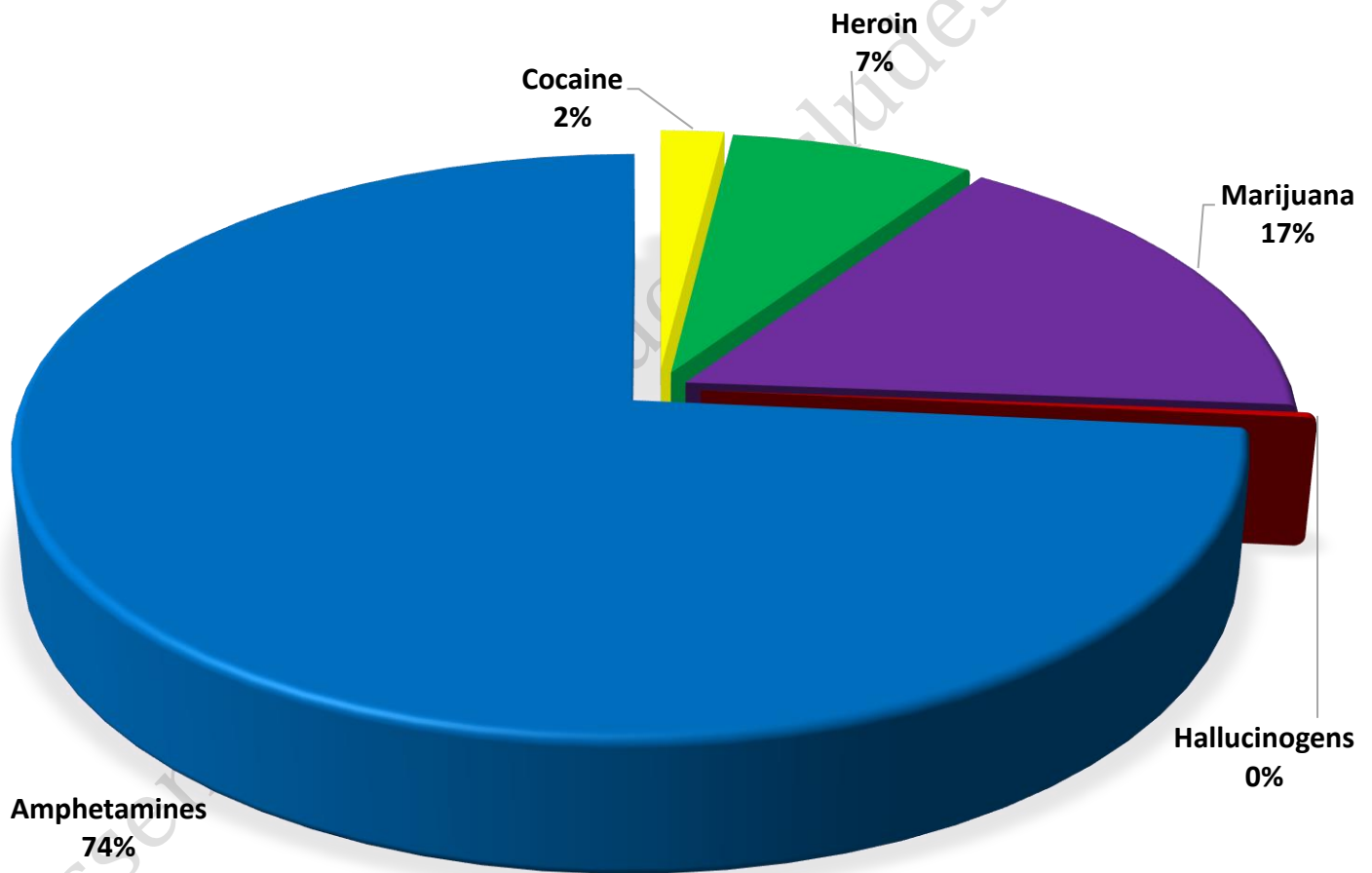
*Street checks include private impounds

	NOV 2021	NOV 2022
CompStat Offenses	277	227
Extended CompStat Offenses	508	582
Non-UCR Offenses	366	386
Reports Generated	869	907
Street Checks	110	133
Traffic Cites	94	334
Misdemeanor Citations	80	69
Jail Bookings	53	129

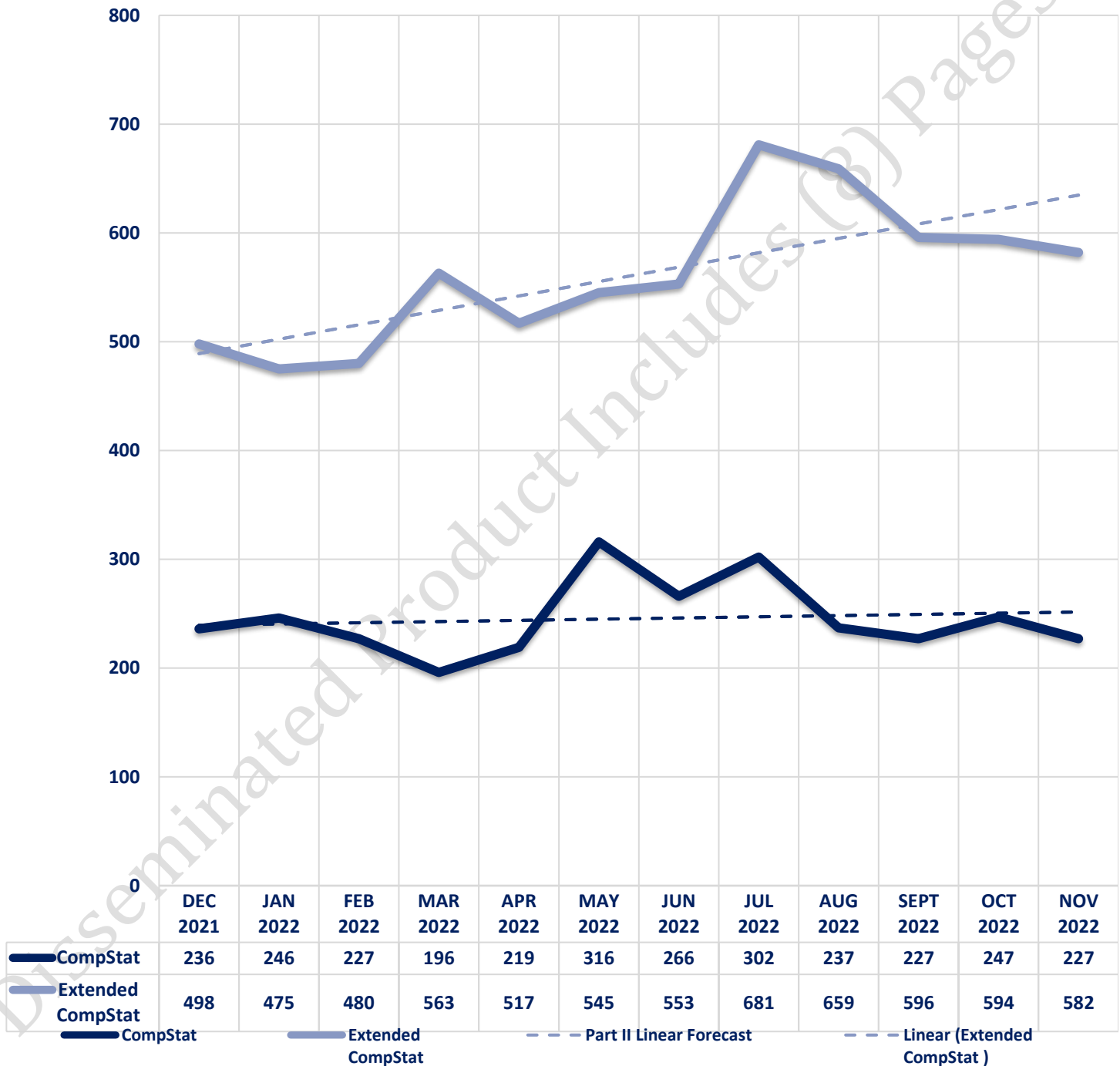


Seized Drugs

TYPE	DOSES	STREET VALUE
Cocaine	67.0	\$ 469.00
Heroin	257.0	\$ 1,914.65
Marijuana	577.6	\$ 1,917.68
Hallucinogens	9.3	\$ 18.70
Amphetamines	2524.7	\$ 17,672.89
TOTAL	3435.7	\$ 21,992.91



CompStat & Extended CompStat Offenses - One Year





CITY COUNCIL DISTRICT #5

MONTHLY OFFENSE SUMMARY

December 2022

These figures represent preliminary counts of original Police Incident Reports and include all offenses within the above listed City Council District only. Full statistical analysis to determine the confidence level of this data has not been performed. The results contained herein are approximate in relation to the listed area and may not fully coincide with data shown in other areas of SLCPD's Crime Statistics page such as Calls for Service, Crimes Trending, and Crime Reports due to and reflective of departmental procedures that were in place at the time the event occurred and the date this data was compiled. Results displayed are not distinguished as attempted or completed crimes, do not include other calls for police service, and only represent police service where a report was made. Police Incident Reports are classified by primary offense categories as defined by the Uniform Crime Reporting (UCR) system, however for this report all offenses are included, and each incident may have more than one offense listed on it. In cases where there is more than one offense listed, all offenses are counted individually. Although every reasonable verification effort is made, the accuracy of any data is subject to the constraints of the report generation process as well as the manner, format, and point in time of any query.

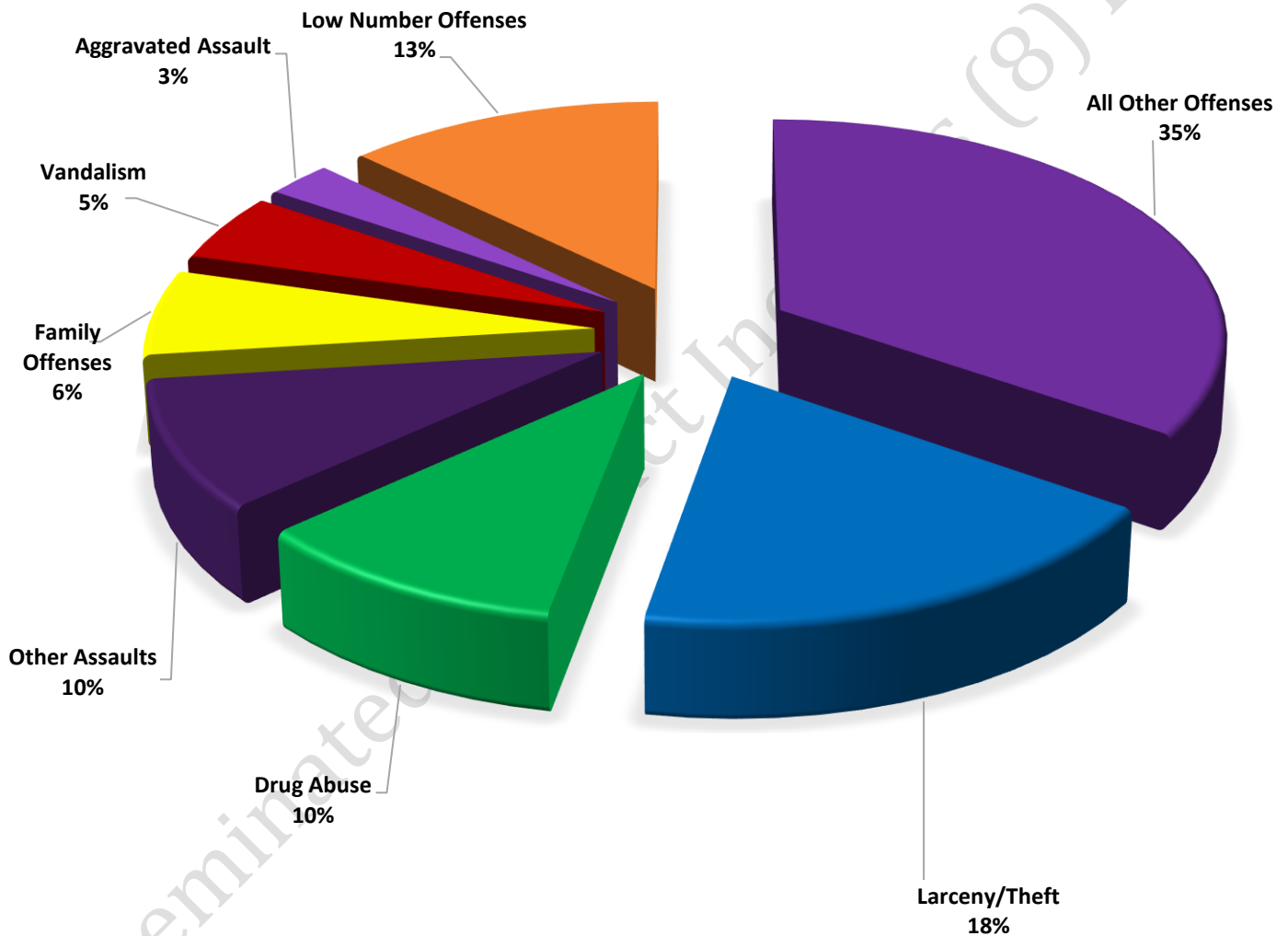
COMPSTAT OFFENSES: (Part I)	Chosen by the FBI as Part I Offenses because they are serious crimes that occur with regularity in all areas of the country and are likely to be reported to Police.
EXTENDED COMPSTAT OFFENSES: (Part II)	All other crimes other than the eight CompStat Offenses. The Uniform Crime Reporting Program gathers only arrest data for these offenses, however, SLCPD results displayed in this document display all of these, regardless of the presence of arrest data.
ALL OTHER OFFENSES:	Under the Extended CompStat Offense section, 'All Other Offenses' include Peeping Tom, Trespass, Kidnap/Abduction, Pornography, Extortion/Blackmail, Bribery, Warrants, Sexual Offenses, Obstruction, Public Peace, and Hit & Run.
NON-UCR OFFENSES:	Non-UCR Offenses include reports for all other offenses not classified as a CompStat or Extended CompStat Offense. Results displayed separate some of these offenses such as Ambulance Calls, Deaths, Missing Persons, Suicides, Suspicious Activity, and Traffic Accidents.
ALL OTHER NON-UCR:	Under the Non-UCR category, 'All Other' include the remainder of offenses not classified as CompStat or CompStat Extended and not separated from the Non-UCR Offenses. These include things such as Loud Parties, Barking Dogs, Mentally Ill Subjects, Citizen Assistance, etc.
LOW NUMBER OFFENSES:	On page two, in the interest of space and allowing for easier viewing, the category titled 'Low Number Offenses' include CompStat and Extended CompStat Offenses from page one that have totals under the amount of 17.

Offenses

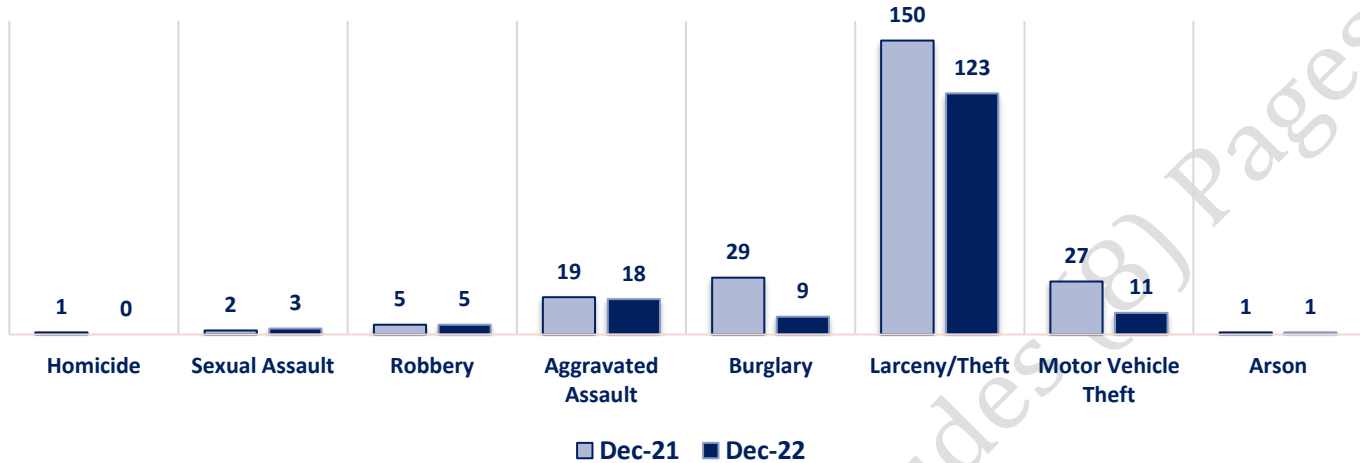
COMPSTAT OFFENSES	VIOLENT	Offense	Dec-21	Dec-22	EXTENDED COMPSTAT OFFENSES
		Homicide	1	0	
		Sexual Assault	2	3	
		Robbery	5	5	
		Aggravated Assault	19	18	
		Burglary	29	9	
		Larceny/Theft	150	123	
		Motor Vehicle Theft	27	11	
		Arson	1	1	
NON-UCR OFFENSES	PROPERTY	COMPSTAT TOTALS	234	170	
		Ambulance Calls	26	46	
		Deaths	7	4	
		Missing Persons	7	8	
		Suicides	2	0	
		Suspicious Activity	28	29	
		Traffic Accidents	74	60	
		All Other	205	220	
		NON-UCR TOTALS	349	367	
TOTALS		COMPSTAT OFFENSES	234	170	
		EXTENDED COMPSTAT OFFENSES	509	501	
		NON-UCR OFFENSES	349	367	
		TOTAL	1092	1038	

OFFENSE	Dec-21	Dec-22
Other Assaults	73	65
Forgery/Counterfeiting	2	2
Fraud	28	17
Embezzlement	0	0
Stolen Property	8	8
Vandalism	49	34
Weapons	12	7
Prostitution	0	0
Sex Offenses	4	2
Drug Abuse	72	70
Gambling	0	0
Family Offenses	38	43
DUI	10	5
Liquor Laws	1	1
Drunkenness	9	10
Disorderly Conduct	10	5
All Other Offenses	193	232
Curfew/Loitering	0	0
EXTENDED COMPSTAT TOTALS	810	931

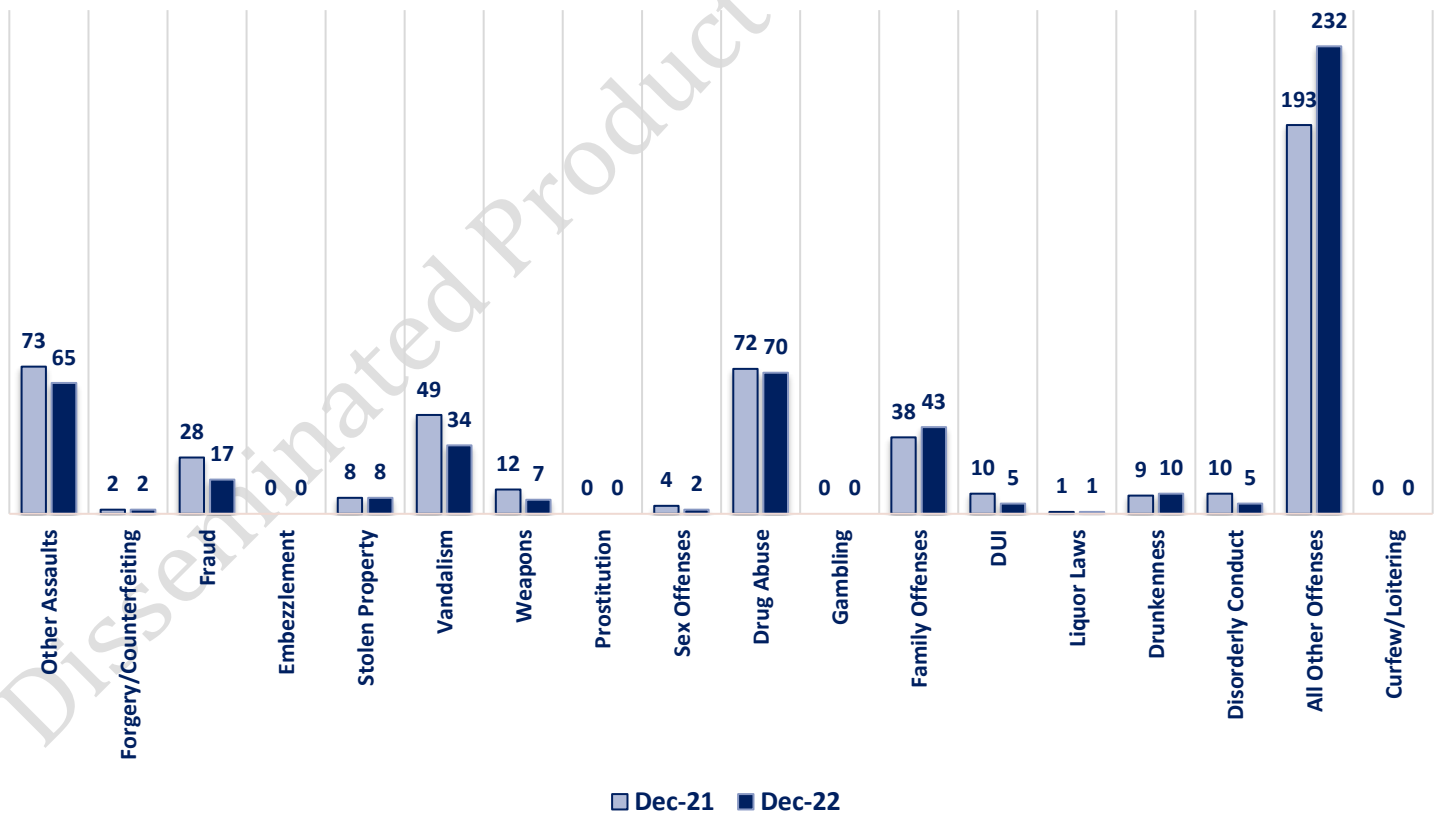
**DECEMBER 2022 - COMPSTAT AND EXTENDED COMPSTAT
OFFENSE PERCENTAGES**



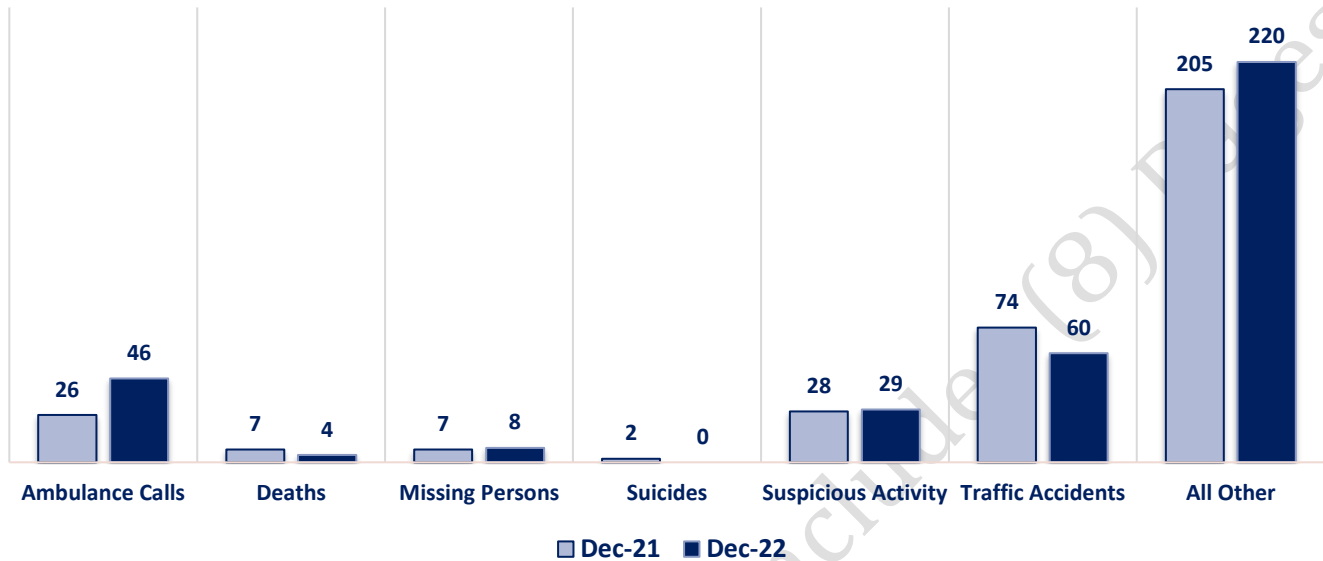
CompStat Offenses



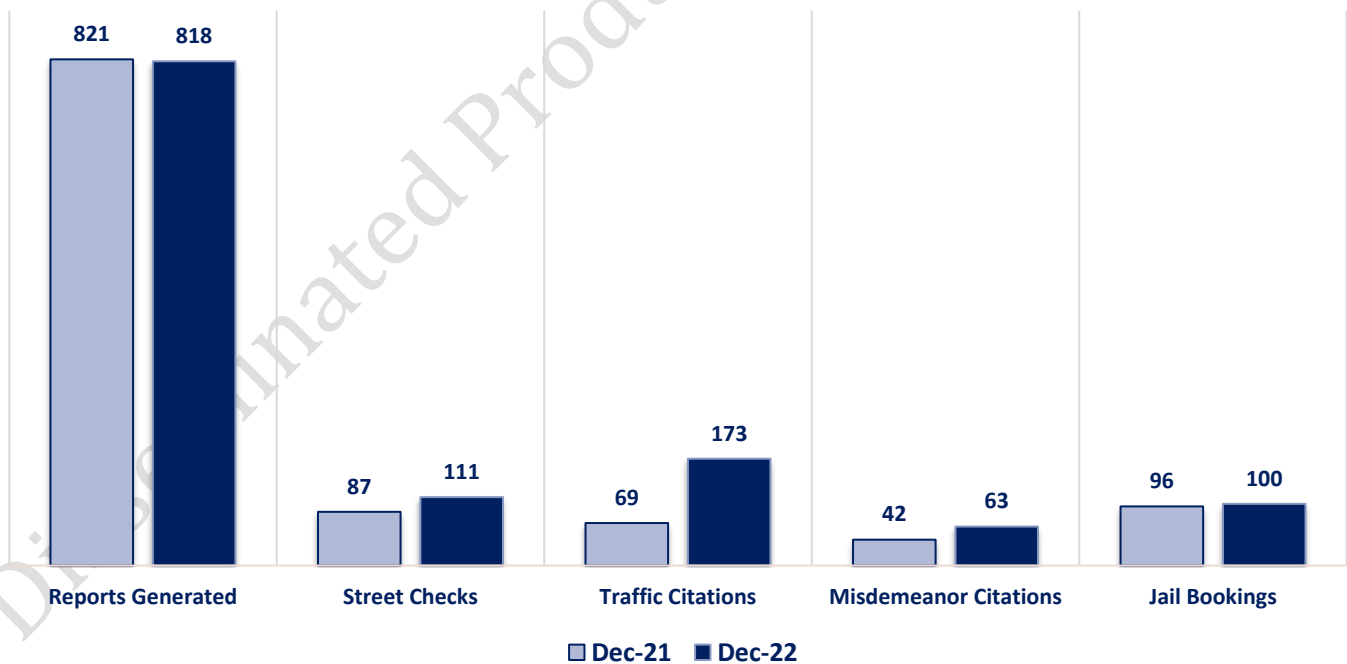
Extended CompStat Offenses



Non-UCR Offenses



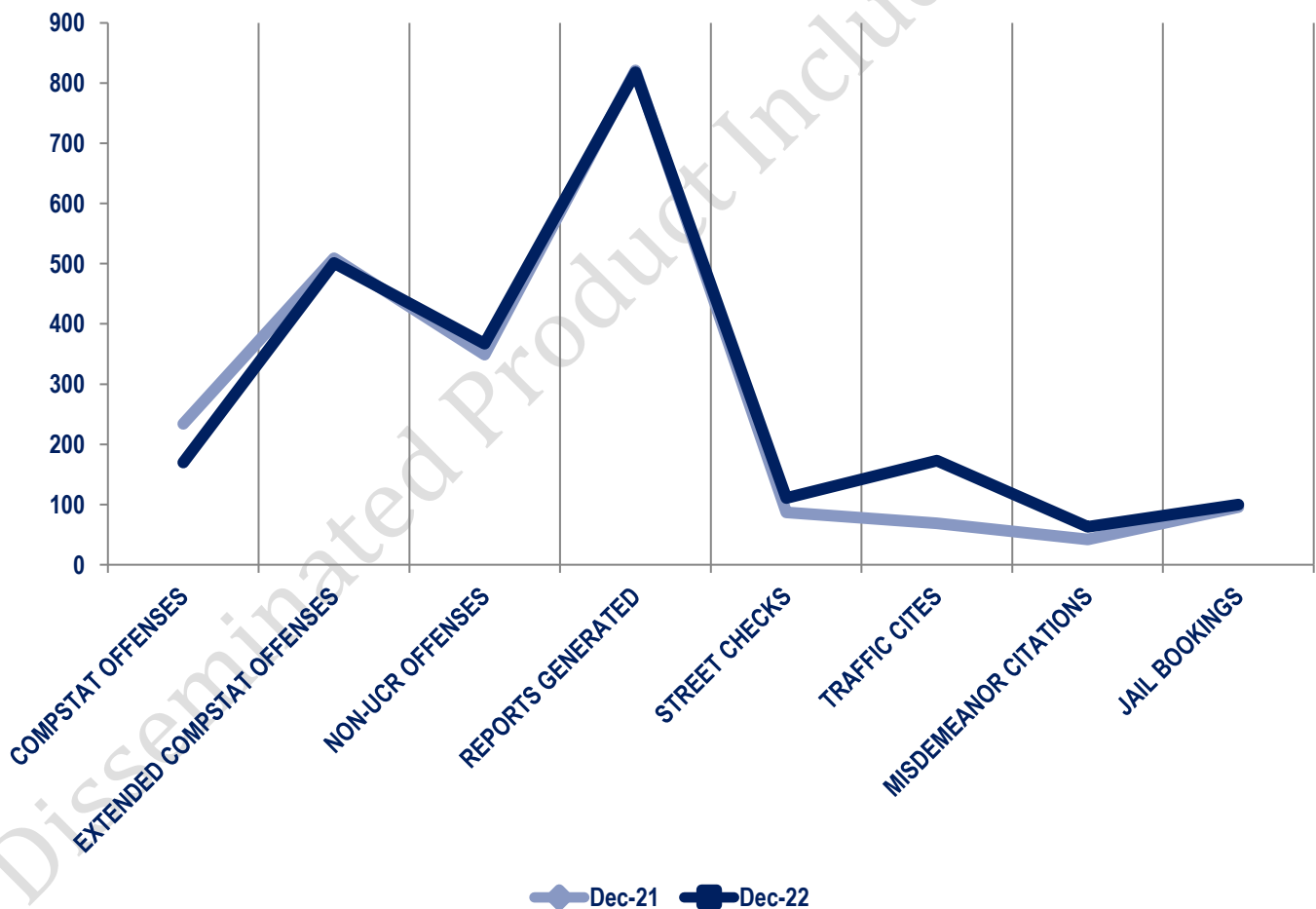
Other Event Totals



Combined Offense/Event Trends

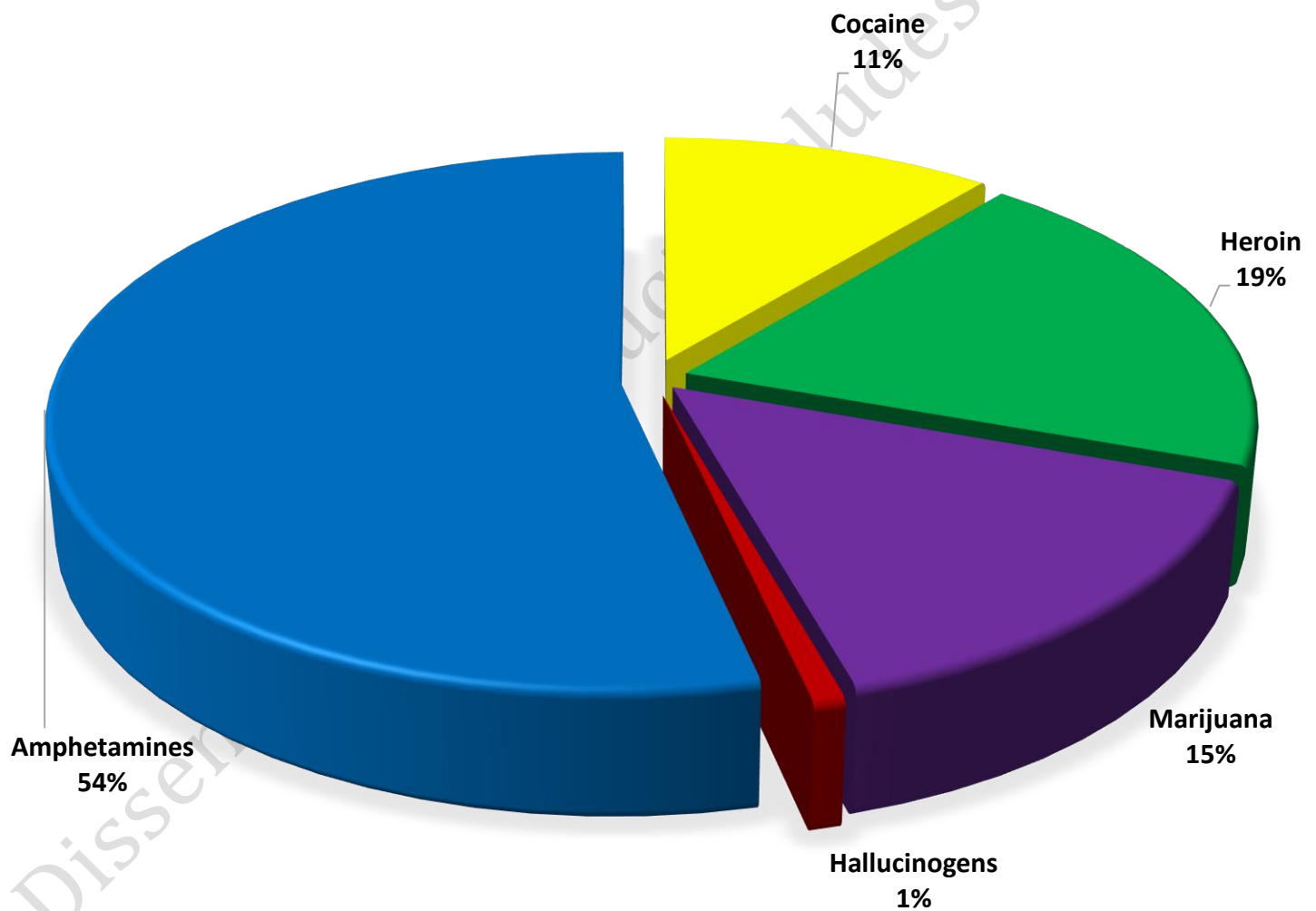
*Street checks include private impounds

	DEC 2021	DEC 2022
CompStat Offenses	234	170
Extended CompStat Offenses	509	501
Non-UCR Offenses	349	367
Reports Generated	821	818
Street Checks	87	111
Traffic Cites	69	173
Misdemeanor Citations	42	63
Jail Bookings	96	100



Seized Drugs

TYPE	DOSES	STREET VALUE
Cocaine	131.0	\$ 917.00
Heroin	233.0	\$ 1,735.85
Marijuana	181.3	\$ 601.98
Hallucinogens	9.5	\$ 18.93
Amphetamines	640.1	\$ 4,480.70
TOTAL	1194.9	\$ 7,754.47



CompStat & Extended CompStat Offenses - One Year

