



CITY COUNCIL DISTRICT #6

MONTHLY OFFENSE SUMMARY

January 2022

These figures represent preliminary counts of original Police Incident Reports and include all offenses within the above listed City Council District only. Full statistical analysis to determine the confidence level of this data has not been performed. The results contained herein are approximate in relation to the listed area and may not fully coincide with data shown in other areas of SLCPD's Crime Statistics page such as Calls for Service, Crimes Trending, and Crime Reports due to and reflective of departmental procedures that were in place at the time the event occurred and the date this data was compiled. Results displayed are not distinguished as attempted or completed crimes, do not include other calls for police service, and only represent police service where a report was made. Police Incident Reports are classified by primary offense categories as defined by the Uniform Crime Reporting (UCR) system, however for this report all offenses are included, and each incident may have more than one offense listed on it. In cases where there is more than one offense listed, all offenses are counted individually. Although every reasonable verification effort is made, the accuracy of any data is subject to the constraints of the report generation process as well as the manner, format, and point in time of any query.

COMPSTAT OFFENSES: (Part I)

Chosen by the FBI as Part I Offenses because they are serious crimes that occur with regularity in all areas of the country and are likely to be reported to Police.

EXTENDED COMPSTAT OFFENSES: (Part II)

All other crimes other than the eight CompStat Offenses. The Uniform Crime Reporting Program gathers only arrest data for these offenses, however, SLCPD results displayed in this document display all of these, regardless of the presence of arrest data.

ALL OTHER OFFENSES:

Under the Extended CompStat Offense section, 'All Other Offenses' include Peeping Tom, Trespass, Kidnap/Abduction, Pornography, Extortion/Blackmail, Bribery, Warrants, Sexual Offenses, Obstruction, Public Peace, and Hit & Run.

NON-UCR OFFENSES:

Non-UCR Offenses include reports for all other offenses not classified as a CompStat or Extended CompStat Offense. Results displayed separate some of these offenses such as Ambulance Calls, Deaths, Missing Persons, Suicides, Suspicious Activity, and Traffic Accidents.

ALL OTHER NON-UCR:

Under the Non-UCR category, 'All Other' include the remainder of offenses not classified as CompStat or CompStat Extended and not separated from the Non-UCR Offenses. These include things such as Loud Parties, Barking Dogs, Mentally Ill Subjects, Citizen Assistance, etc.

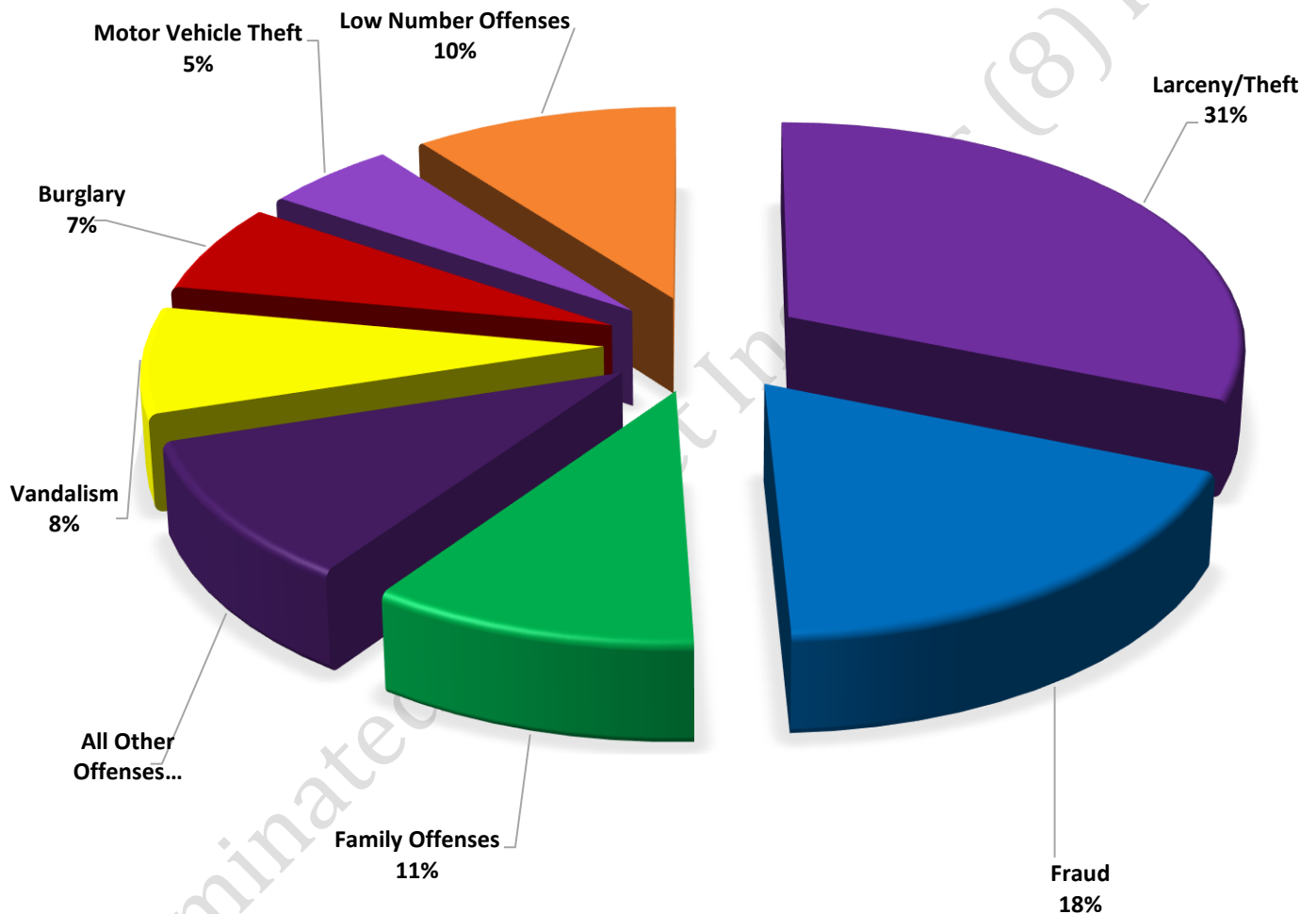
LOW NUMBER OFFENSES:

On page two, in the interest of space and allowing for easier viewing, the category titled 'Low Number Offenses' include CompStat and Extended CompStat Offenses from page one that have totals under the amount of 4.

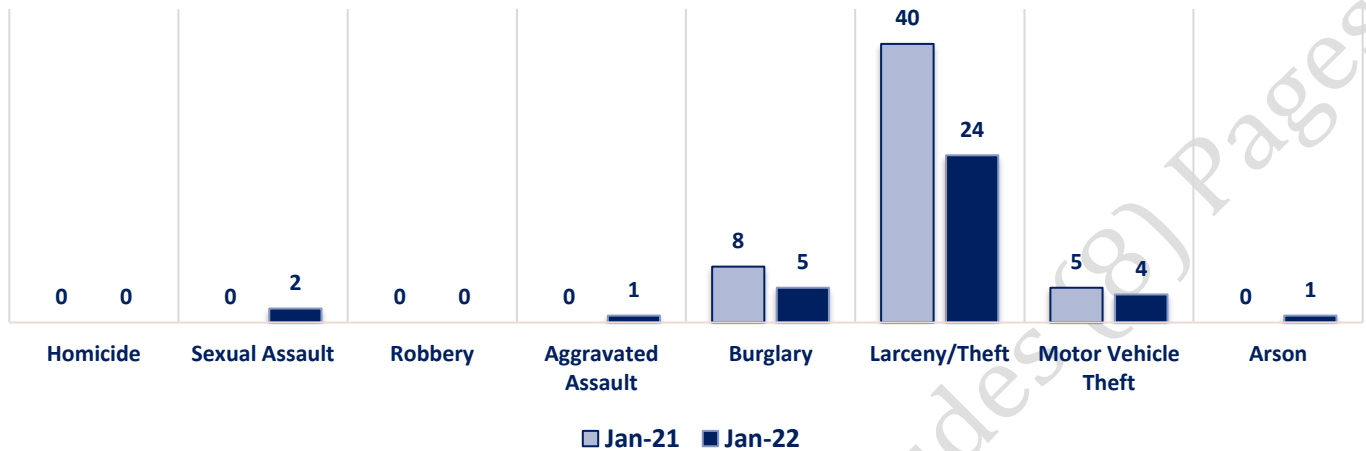
Offenses

COMPSTAT OFFENSES	VIOLENT	Offense	Jan-21	Jan-22	OFFENSE	Jan-21	Jan-22
		Homicide	0	0	Other Assaults	7	4
		Sexual Assault	0	2	Forgery/Counterfeiting	3	0
		Robbery	0	0	Fraud	7	14
	Aggravated Assault	0	1	Embezzlement	0	0	
	PROPERTY	Burglary	8	5	Stolen Property	0	0
		Larceny/Theft	40	24	Vandalism	7	6
		Motor Vehicle Theft	5	4	Weapons	0	0
		Arson	0	1	Prostitution	0	0
	COMPSTAT TOTALS	53	37	Sex Offenses	0	0	
NON-UCR OFFENSES	Ambulance Calls	4	4	Drug Abuse	0	0	
	Deaths	1	2	Gambling	0	0	
	Missing Persons	4	0	Family Offenses	6	8	
	Suicides	0	0	DUI	0	0	
	Suspicious Activity	5	2	Liquor Laws	0	0	
	Traffic Accidents	12	21	Drunkenness	1	0	
	All Other	19	34	Disorderly Conduct	1	0	
	NON-UCR TOTALS	45	63	All Other Offenses	3	8	
TOTALS	COMPSTAT OFFENSES	53	37	Curfew/Loitering	0	0	
	EXTENDED COMPSTAT OFFENSES	35	40	Runaway	0	0	
	NON-UCR OFFENSES	45	63	EXTENDED COMPSTAT TOTALS	35	40	
	TOTAL	133	140				

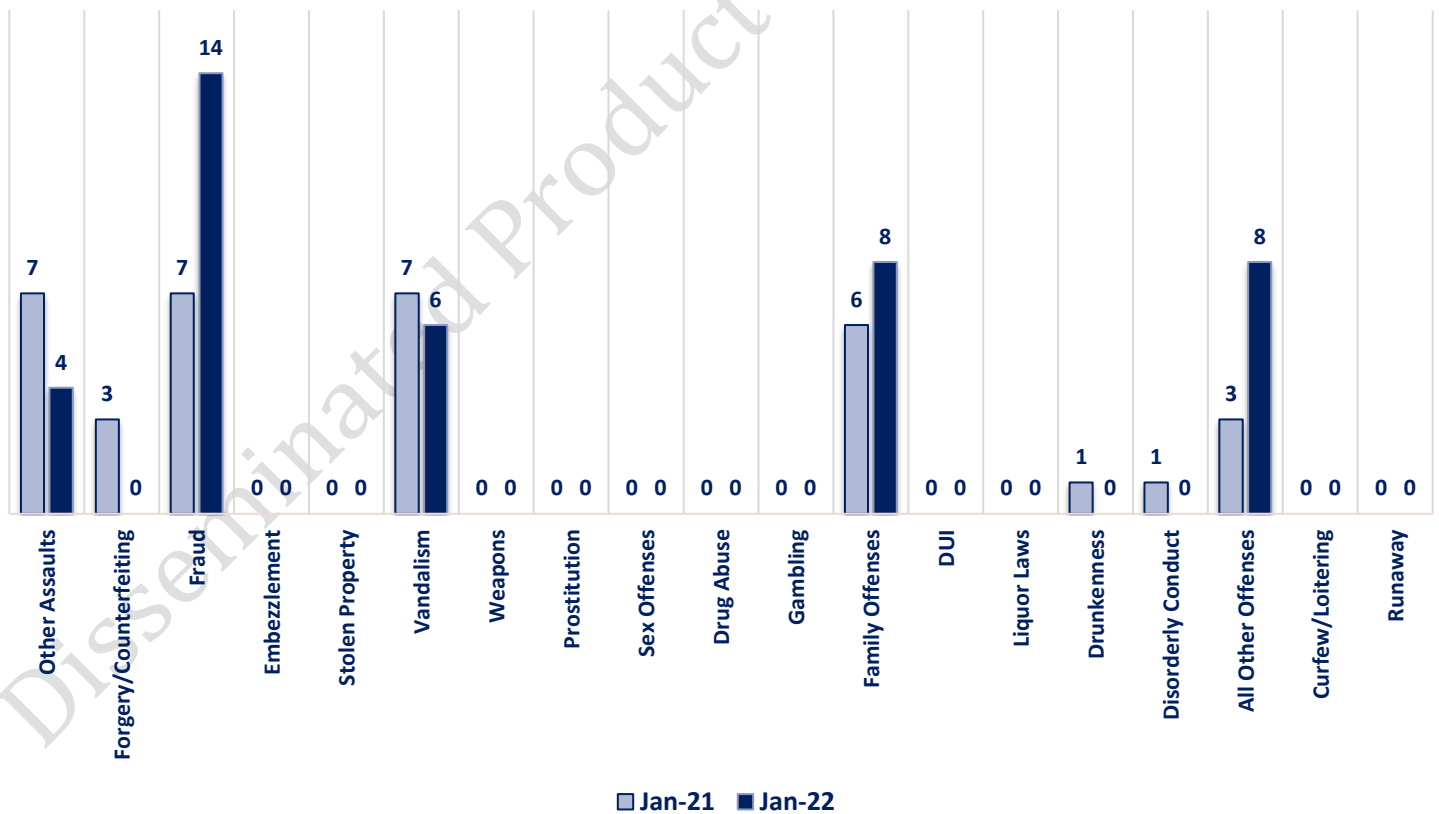
**JANUARY 2022 - COMPSTAT AND EXTENDED COMPSTAT
OFFENSE PERCENTAGES**



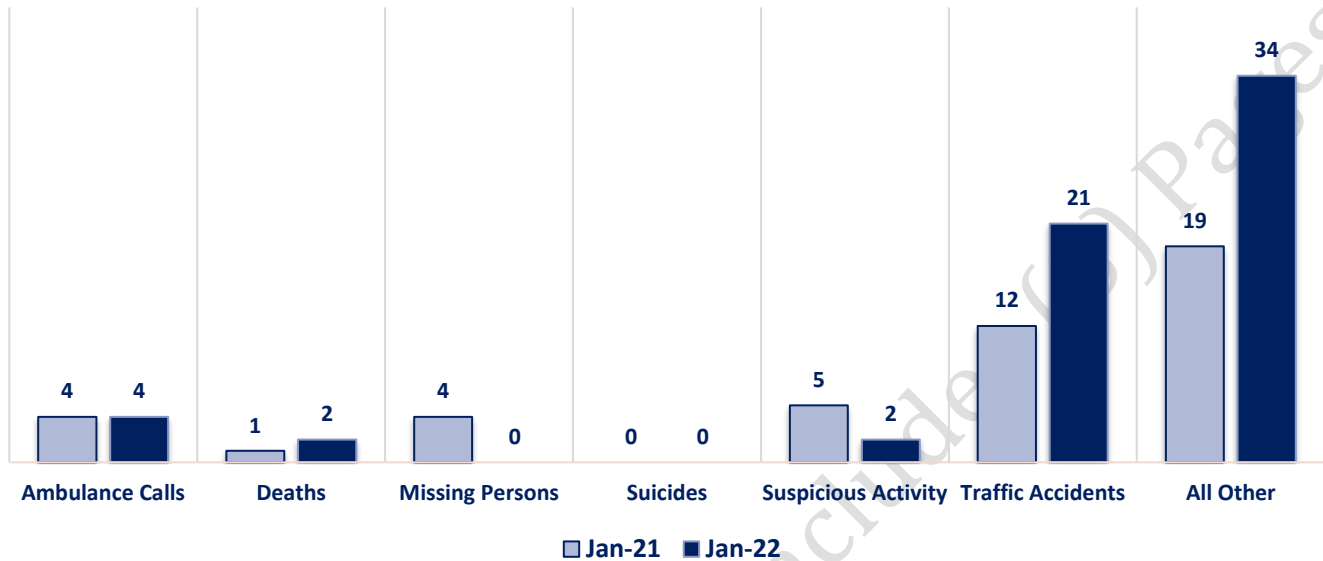
CompStat Offenses



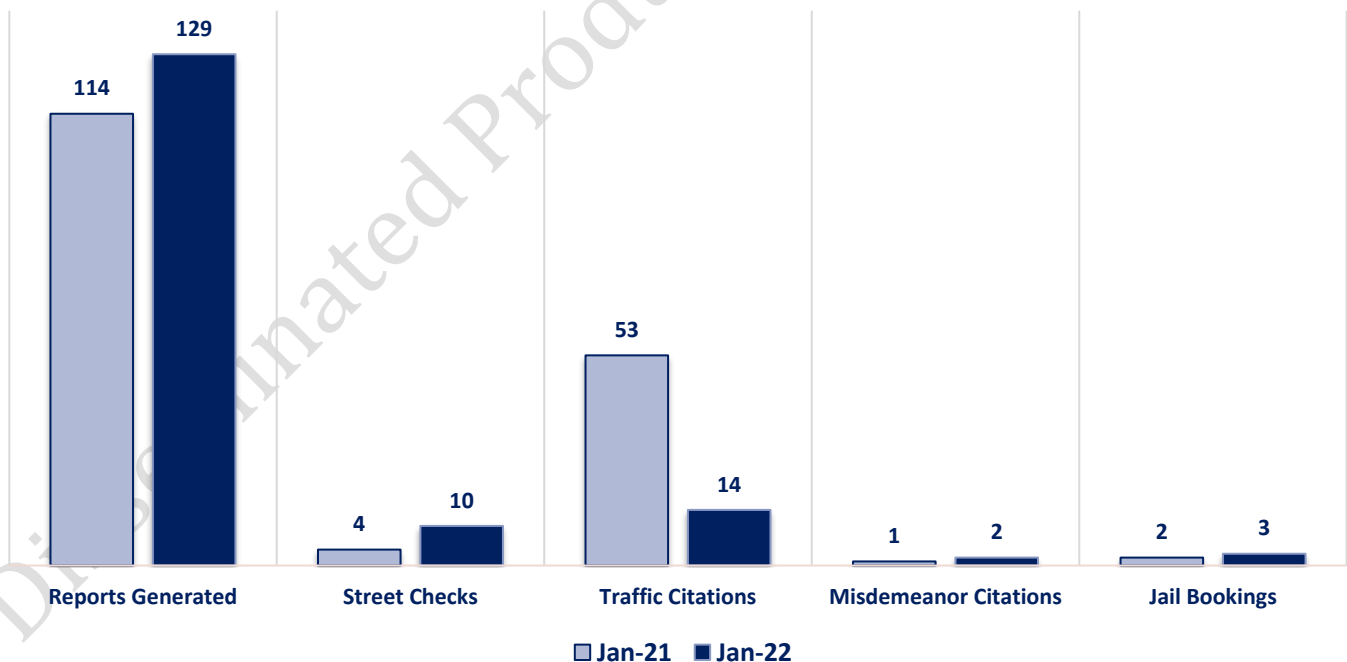
Extended CompStat Offenses



Non-UCR Offenses

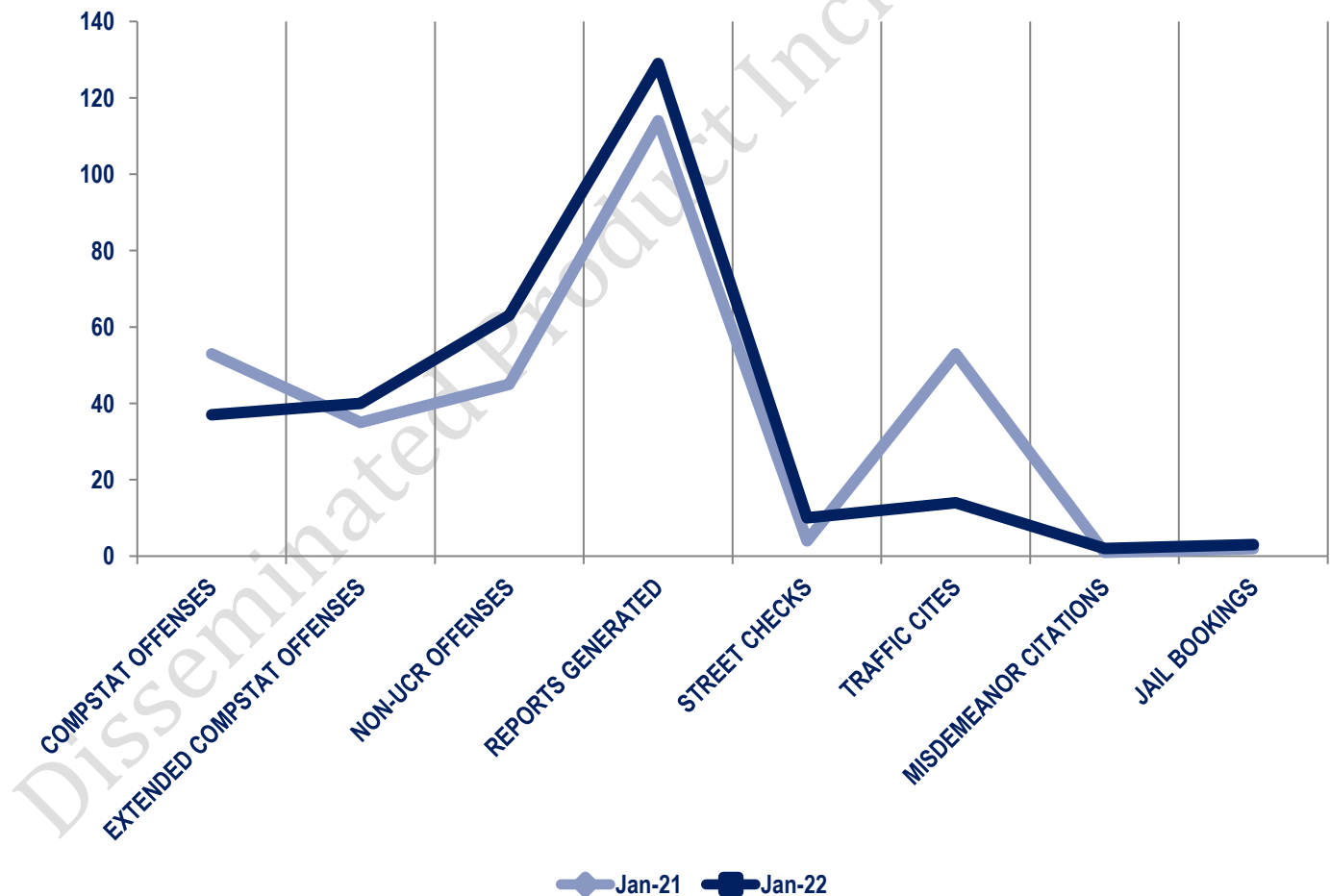


Other Event Totals



Combined Offense/Event Trends

	JAN 2021	JAN 2022
CompStat Offenses	53	37
Extended CompStat Offenses	35	40
Non-UCR Offenses	45	63
Reports Generated	114	129
Street Checks	4	10
Traffic Cites	53	14
Misdemeanor Citations	1	2
Jail Bookings	2	3

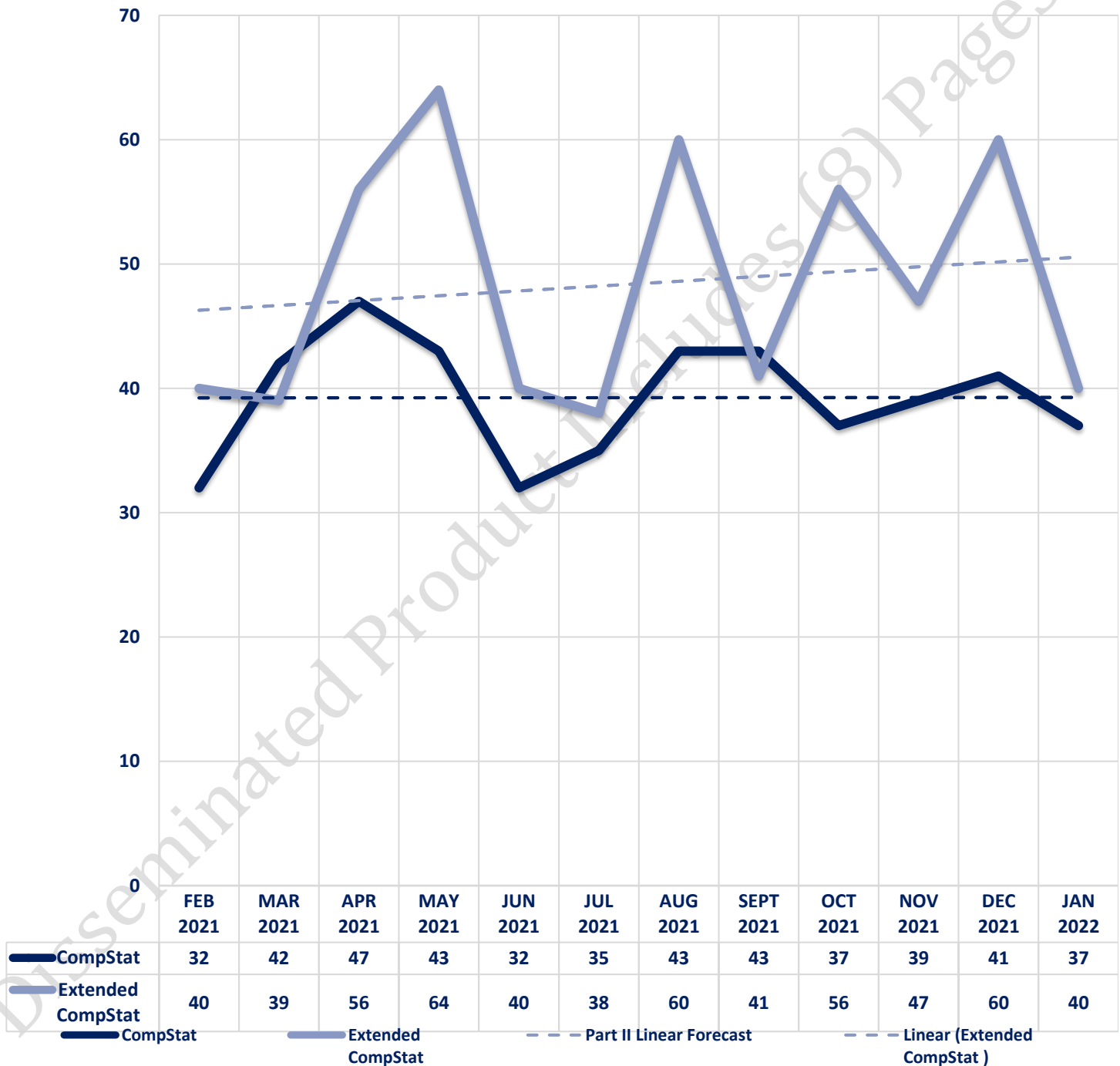


Seized Drugs

TYPE	DOSES	STREET VALUE
Cocaine	0.0	\$ -
Heroin	0.0	\$ -
Marijuana	0.0	\$ -
Hallucinogens	0.0	\$ -
Amphetamines	0.0	\$ -
TOTAL	0.0	\$ -

No Data to Display

CompStat & Extended CompStat Offenses - One Year





CITY COUNCIL DISTRICT #6

MONTHLY OFFENSE SUMMARY

February 2022

These figures represent preliminary counts of original Police Incident Reports and include all offenses within the above listed City Council District only. Full statistical analysis to determine the confidence level of this data has not been performed. The results contained herein are approximate in relation to the listed area and may not fully coincide with data shown in other areas of SLCPD's Crime Statistics page such as Calls for Service, Crimes Trending, and Crime Reports due to and reflective of departmental procedures that were in place at the time the event occurred and the date this data was compiled. Results displayed are not distinguished as attempted or completed crimes, do not include other calls for police service, and only represent police service where a report was made. Police Incident Reports are classified by primary offense categories as defined by the Uniform Crime Reporting (UCR) system, however for this report all offenses are included, and each incident may have more than one offense listed on it. In cases where there is more than one offense listed, all offenses are counted individually. Although every reasonable verification effort is made, the accuracy of any data is subject to the constraints of the report generation process as well as the manner, format, and point in time of any query.

COMPSTAT OFFENSES: (Part I)

Chosen by the FBI as Part I Offenses because they are serious crimes that occur with regularity in all areas of the country and are likely to be reported to Police.

EXTENDED COMPSTAT OFFENSES: (Part II)

All other crimes other than the eight CompStat Offenses. The Uniform Crime Reporting Program gathers only arrest data for these offenses, however, SLCPD results displayed in this document display all of these, regardless of the presence of arrest data.

ALL OTHER OFFENSES:

Under the Extended CompStat Offense section, 'All Other Offenses' include Peeping Tom, Trespass, Kidnap/Abduction, Pornography, Extortion/Blackmail, Bribery, Warrants, Sexual Offenses, Obstruction, Public Peace, and Hit & Run.

NON-UCR OFFENSES:

Non-UCR Offenses include reports for all other offenses not classified as a CompStat or Extended CompStat Offense. Results displayed separate some of these offenses such as Ambulance Calls, Deaths, Missing Persons, Suicides, Suspicious Activity, and Traffic Accidents.

ALL OTHER NON-UCR:

Under the Non-UCR category, 'All Other' include the remainder of offenses not classified as CompStat or CompStat Extended and not separated from the Non-UCR Offenses. These include things such as Loud Parties, Barking Dogs, Mentally Ill Subjects, Citizen Assistance, etc.

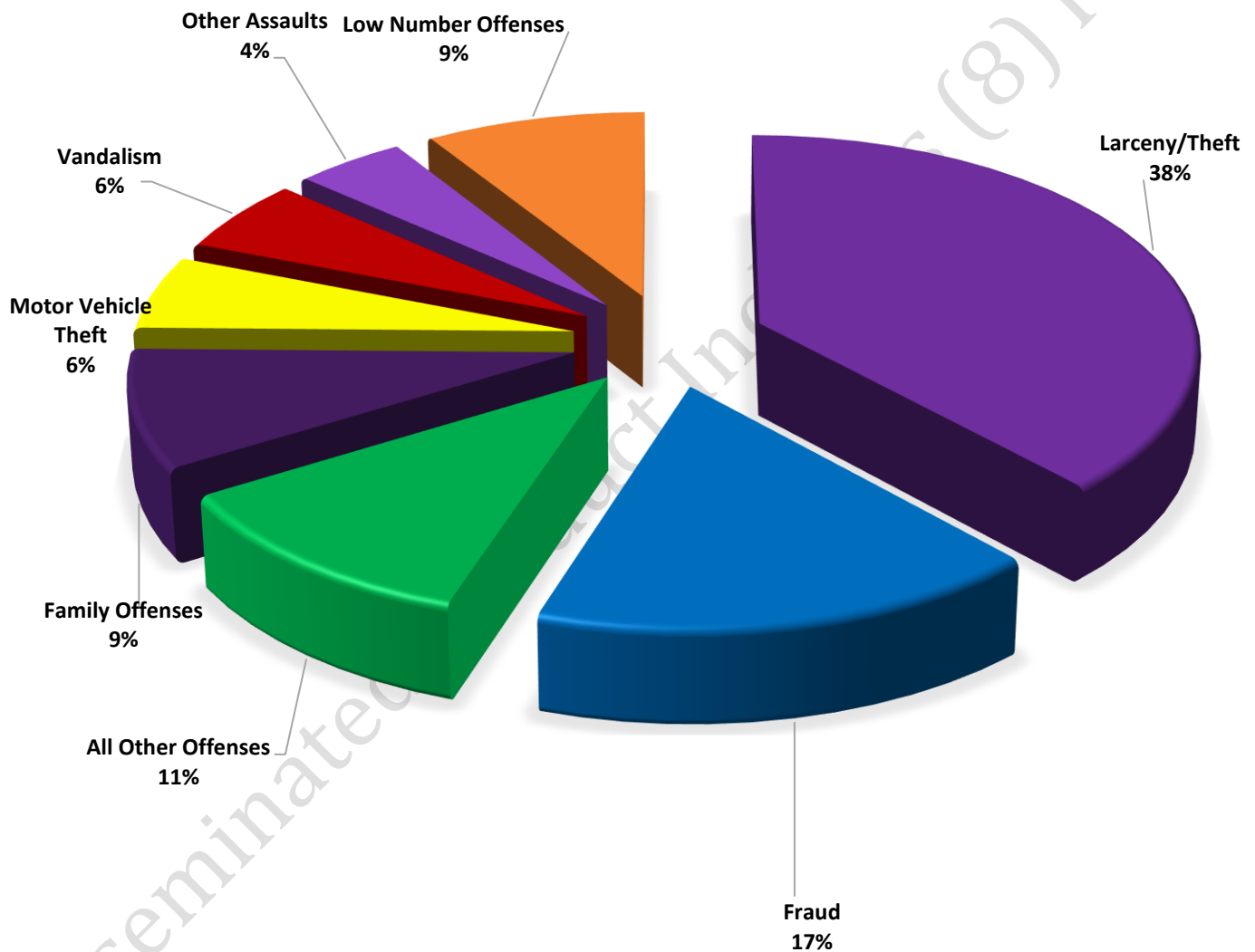
LOW NUMBER OFFENSES:

On page two, in the interest of space and allowing for easier viewing, the category titled 'Low Number Offenses' include CompStat and Extended CompStat Offenses from page one that have totals under the amount of 3.

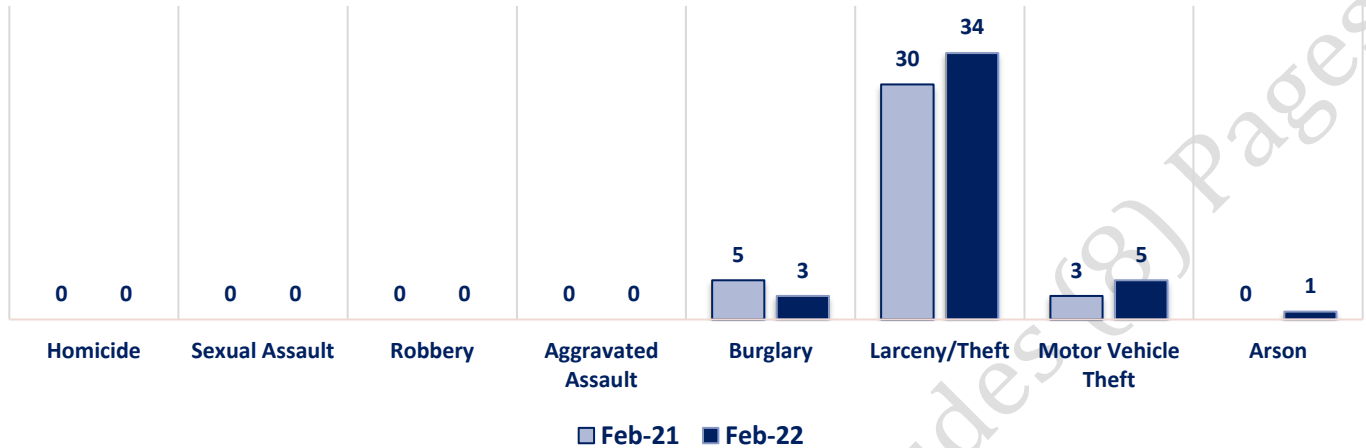
Offenses

COMPSTAT OFFENSES	VIOLENT	Offense	Feb-21	Feb-22	OFFENSE	Feb-21	Feb-22
		Homicide	0	0	Other Assaults	3	4
		Sexual Assault	0	0	Forgery/Counterfeiting	0	0
		Robbery	0	0	Fraud	6	15
	Aggravated Assault	0	0	Embezzlement	0	0	
	PROPERTY	Burglary	5	3	Stolen Property	0	1
		Larceny/Theft	30	34	Vandalism	7	5
		Motor Vehicle Theft	3	5	Weapons	1	0
		Arson	0	1	Prostitution	0	0
	COMPSTAT TOTALS	38	43	Sex Offenses	0	2	
NON-UCR OFFENSES	Ambulance Calls	5	2	Drug Abuse	0	0	
	Deaths	1	0	Gambling	0	0	
	Missing Persons	1	1	Family Offenses	6	8	
	Suicides	0	1	DUI	1	0	
	Suspicious Activity	6	6	Liquor Laws	0	0	
	Traffic Accidents	15	22	Drunkenness	0	0	
	All Other	26	32	Disorderly Conduct	4	1	
	NON-UCR TOTALS	54	64	All Other Offenses	13	10	
TOTALS	COMPSTAT OFFENSES	38	43	Curfew/Loitering	0	0	
	EXTENDED COMPSTAT OFFENSES	41	46	Runaway	0	0	
	NON-UCR OFFENSES	54	64	EXTENDED COMPSTAT TOTALS	41	46	
	TOTAL	133	153				

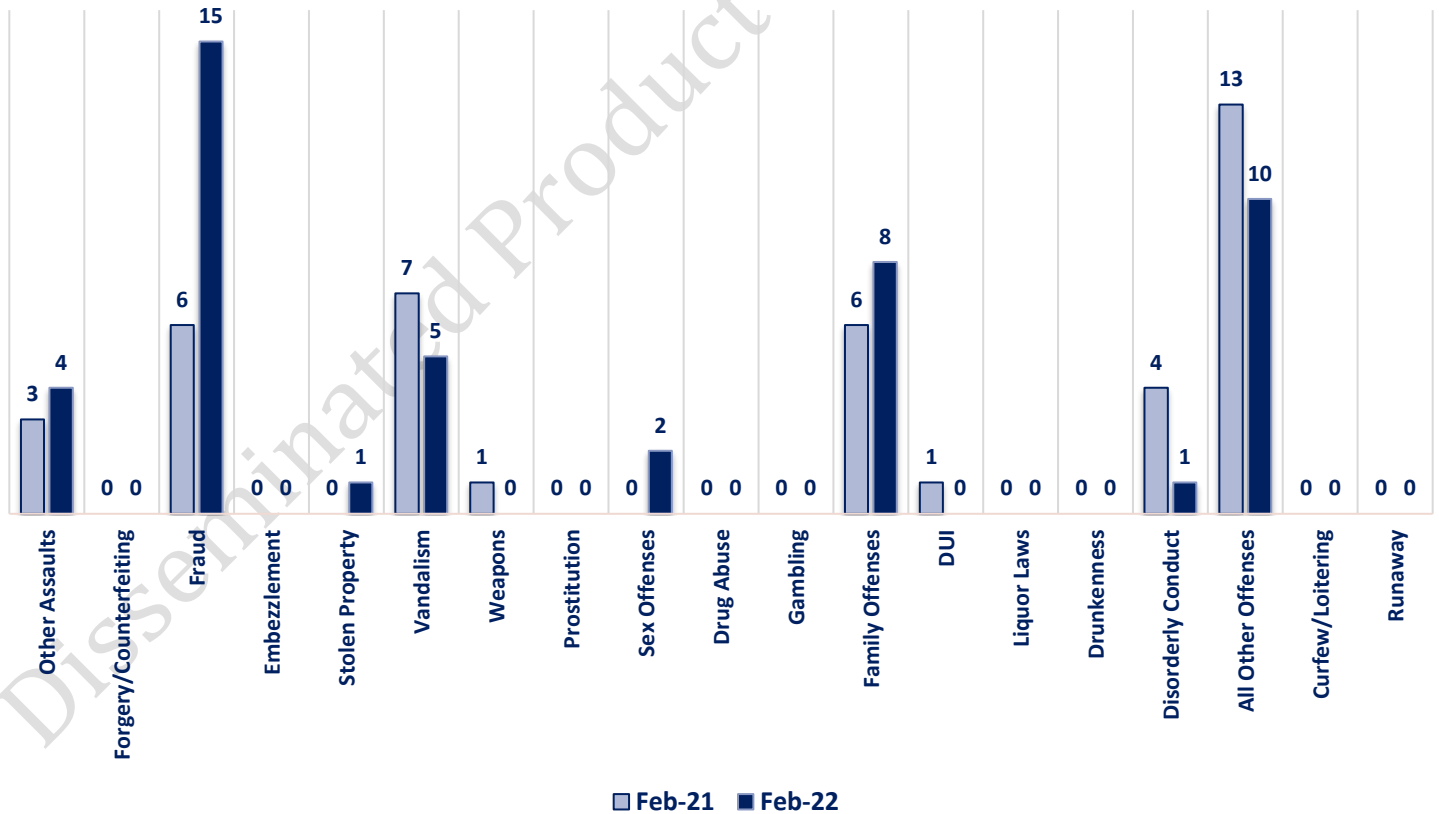
**FEBRUARY 2022 - COMPSTAT AND EXTENDED COMPSTAT
OFFENSE PERCENTAGES**



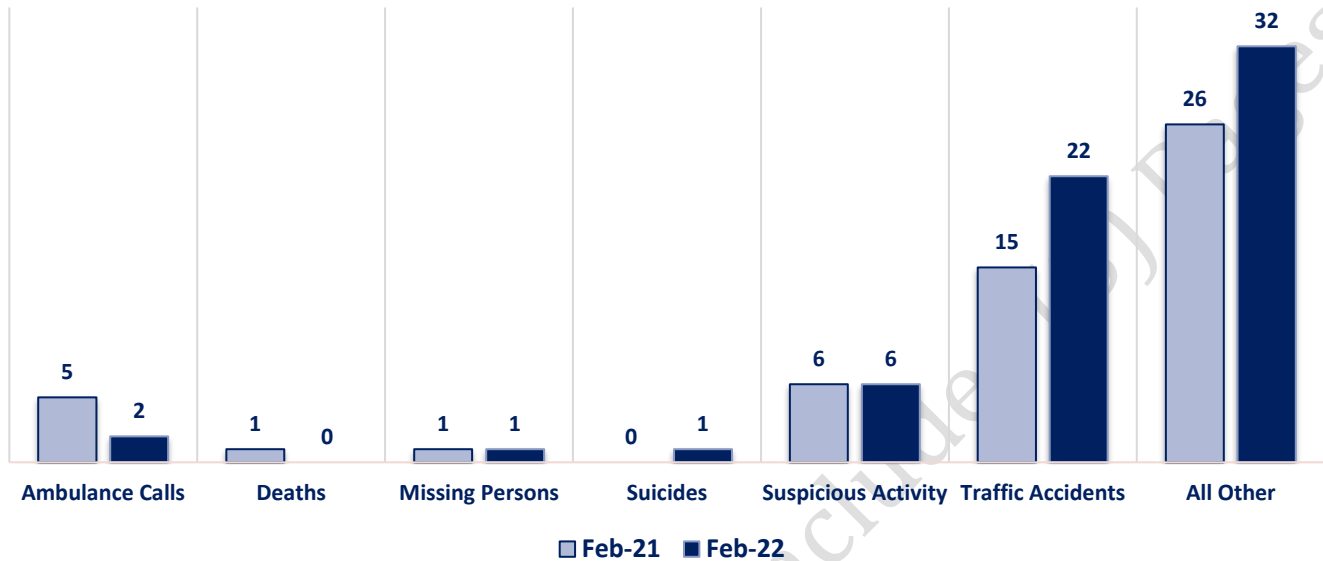
CompStat Offenses



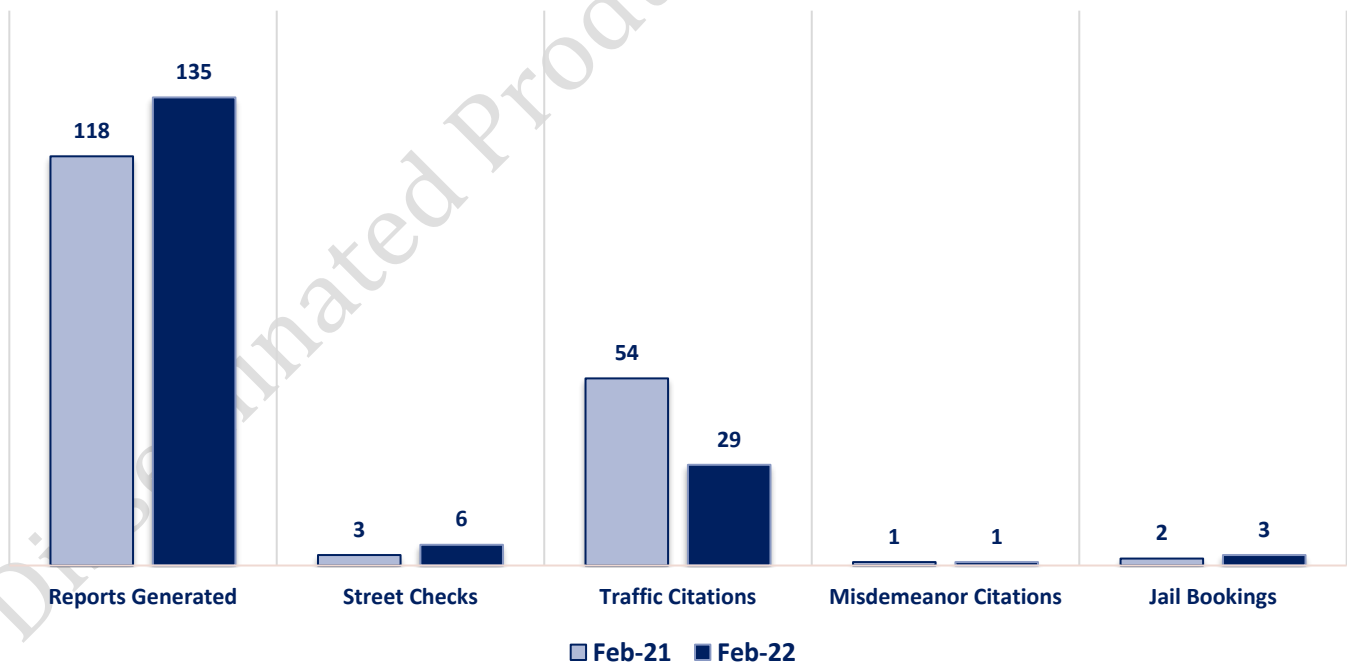
Extended CompStat Offenses



Non-UCR Offenses

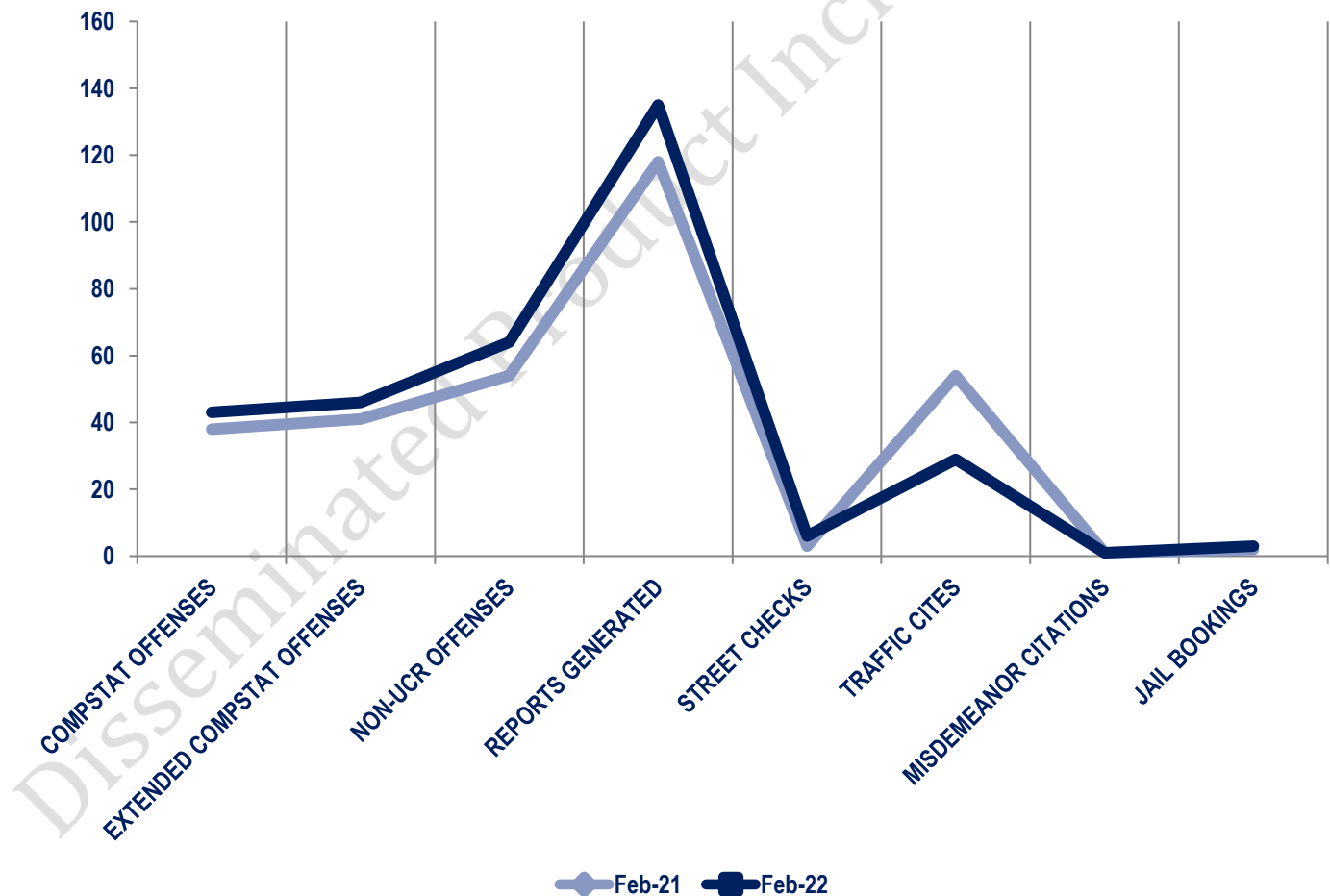


Other Event Totals



Combined Offense/Event Trends

	FEB 2021	FEB 2022
CompStat Offenses	38	43
Extended CompStat Offenses	41	46
Non-UCR Offenses	54	64
Reports Generated	118	135
Street Checks	3	6
Traffic Cites	54	29
Misdemeanor Citations	1	1
Jail Bookings	2	3

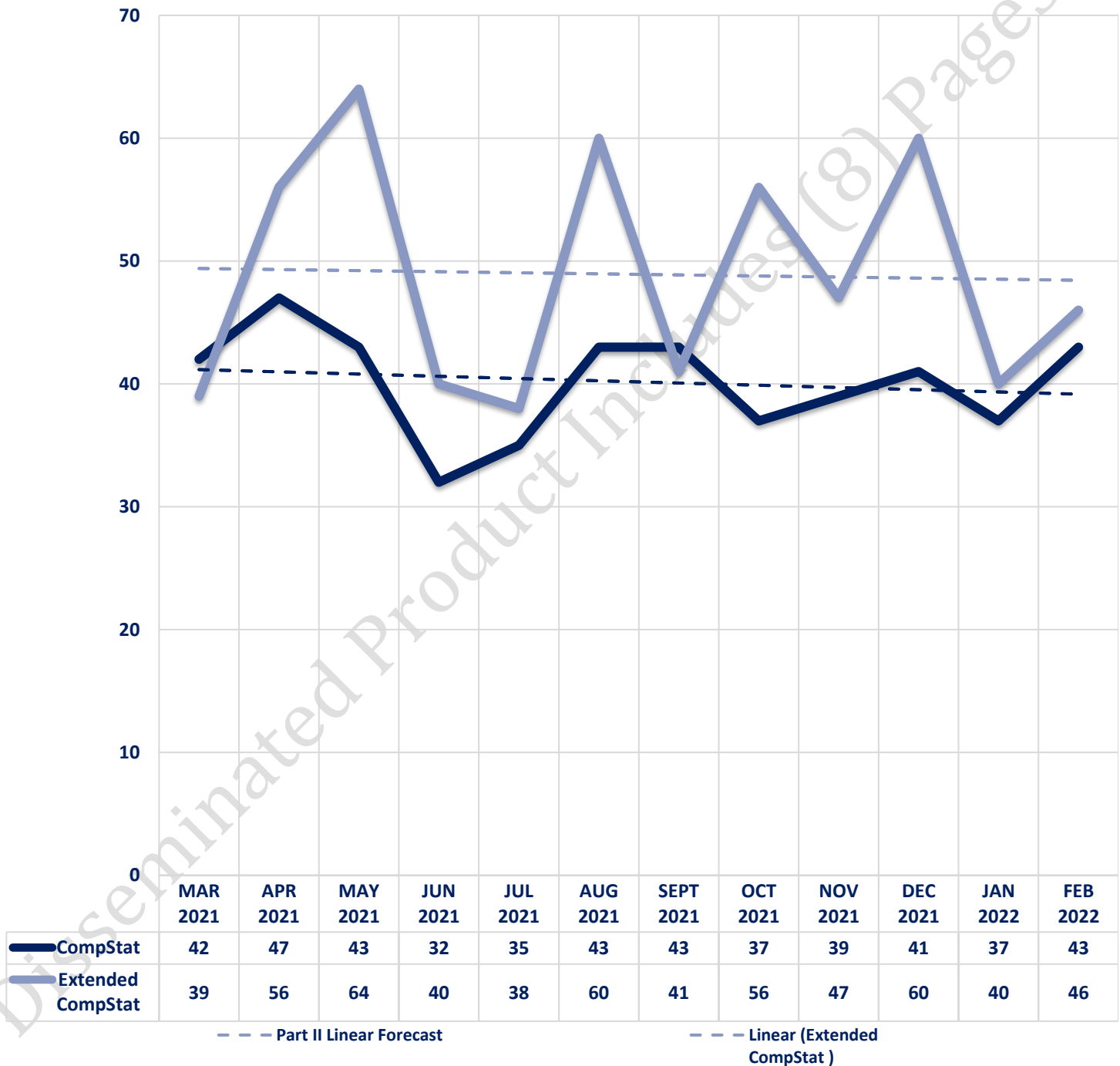


Seized Drugs

TYPE	DOSES	STREET VALUE
Cocaine	0.0	\$ -
Heroin	0.0	\$ -
Marijuana	0.0	\$ -
Hallucinogens	0.0	\$ -
Amphetamines	0.0	\$ -
TOTAL	0.0	\$ -

No Data

CompStat & Extended CompStat Offenses - One Year





CITY COUNCIL DISTRICT #6

MONTHLY OFFENSE SUMMARY

March 2022

These figures represent preliminary counts of original Police Incident Reports and include all offenses within the above listed City Council District only. Full statistical analysis to determine the confidence level of this data has not been performed. The results contained herein are approximate in relation to the listed area and may not fully coincide with data shown in other areas of SLCPD's Crime Statistics page such as Calls for Service, Crimes Trending, and Crime Reports due to and reflective of departmental procedures that were in place at the time the event occurred and the date this data was compiled. Results displayed are not distinguished as attempted or completed crimes, do not include other calls for police service, and only represent police service where a report was made. Police Incident Reports are classified by primary offense categories as defined by the Uniform Crime Reporting (UCR) system, however for this report all offenses are included, and each incident may have more than one offense listed on it. In cases where there is more than one offense listed, all offenses are counted individually. Although every reasonable verification effort is made, the accuracy of any data is subject to the constraints of the report generation process as well as the manner, format, and point in time of any query.

COMPSTAT OFFENSES: (Part I)

Chosen by the FBI as Part I Offenses because they are serious crimes that occur with regularity in all areas of the country and are likely to be reported to Police.

EXTENDED COMPSTAT OFFENSES: (Part II)

All other crimes other than the eight CompStat Offenses. The Uniform Crime Reporting Program gathers only arrest data for these offenses, however, SLCPD results displayed in this document display all of these, regardless of the presence of arrest data.

ALL OTHER OFFENSES:

Under the Extended CompStat Offense section, 'All Other Offenses' include Peeping Tom, Trespass, Kidnap/Abduction, Pornography, Extortion/Blackmail, Bribery, Warrants, Sexual Offenses, Obstruction, Public Peace, and Hit & Run.

NON-UCR OFFENSES:

Non-UCR Offenses include reports for all other offenses not classified as a CompStat or Extended CompStat Offense. Results displayed separate some of these offenses such as Ambulance Calls, Deaths, Missing Persons, Suicides, Suspicious Activity, and Traffic Accidents.

ALL OTHER NON-UCR:

Under the Non-UCR category, 'All Other' include the remainder of offenses not classified as CompStat or CompStat Extended and not separated from the Non-UCR Offenses. These include things such as Loud Parties, Barking Dogs, Mentally Ill Subjects, Citizen Assistance, etc.

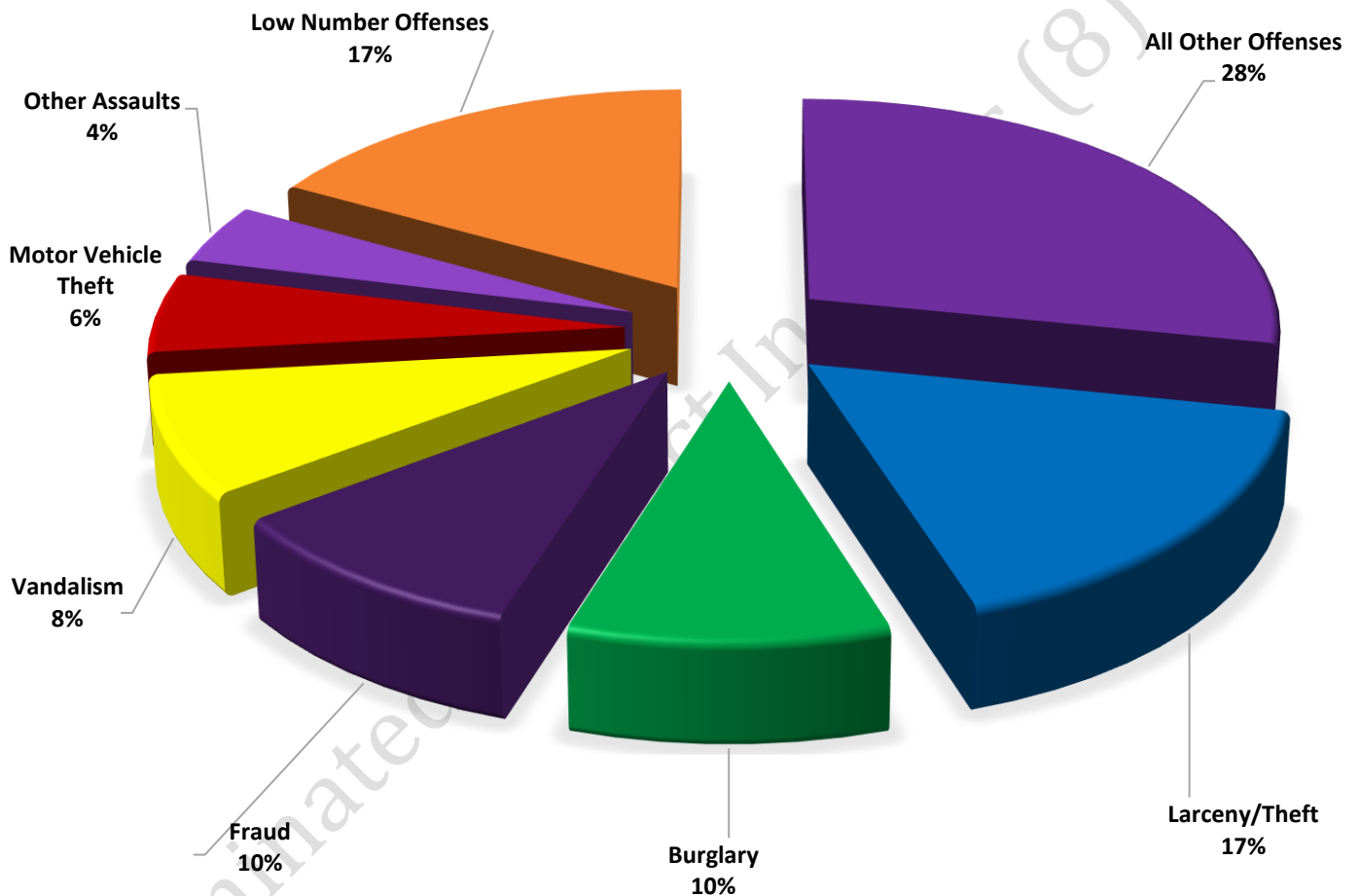
LOW NUMBER OFFENSES:

On page two, in the interest of space and allowing for easier viewing, the category titled 'Low Number Offenses' include CompStat and Extended CompStat Offenses from page one that have totals under the amount of 3.

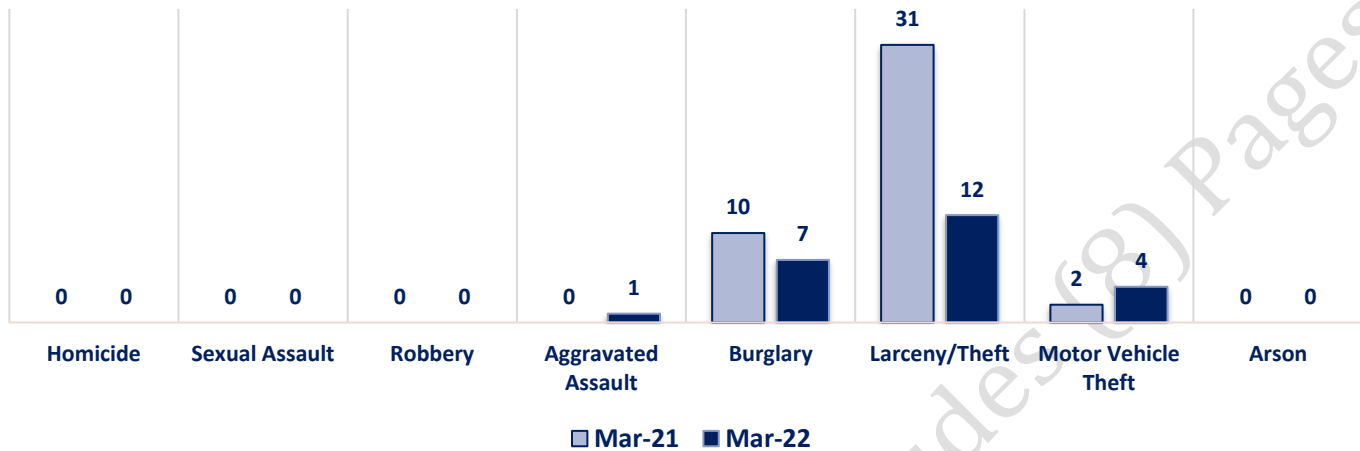
Offenses

COMPSTAT OFFENSES	VIOLENT	Offense	Mar-21	Mar-22	OFFENSE	Mar-21	Mar-22
		Homicide	0	0	Other Assaults	2	3
		Sexual Assault	0	0	Forgery/Counterfeiting	1	1
		Robbery	0	0	Fraud	2	7
		Aggravated Assault	0	1	Embezzlement	0	0
		Burglary	10	7	Stolen Property	0	0
		Larceny/Theft	31	12	Vandalism	11	6
		Motor Vehicle Theft	2	4	Weapons	0	1
		Arson	0	0	Prostitution	0	0
		COMPSTAT TOTALS	43	24	Sex Offenses	1	0
NON-UCR OFFENSES	Ambulance Calls	4	4	Drug Abuse	1	3	
	Deaths	0	1	Gambling	0	0	
	Missing Persons	0	0	Family Offenses	4	3	
	Suicides	1	0	DUI	2	1	
	Suspicious Activity	7	5	Liquor Laws	0	1	
	Traffic Accidents	17	22	Drunkenness	0	1	
	All Other	24	25	Disorderly Conduct	1	0	
	NON-UCR TOTALS	53	57	All Other Offenses	15	20	
TOTALS	COMPSTAT OFFENSES	43	24	Curfew/Loitering	0	0	
	EXTENDED COMPSTAT OFFENSES	40	47	Runaway	0	0	
	NON-UCR OFFENSES	53	57	EXTENDED COMPSTAT TOTALS	40	47	
	TOTAL	136	128				

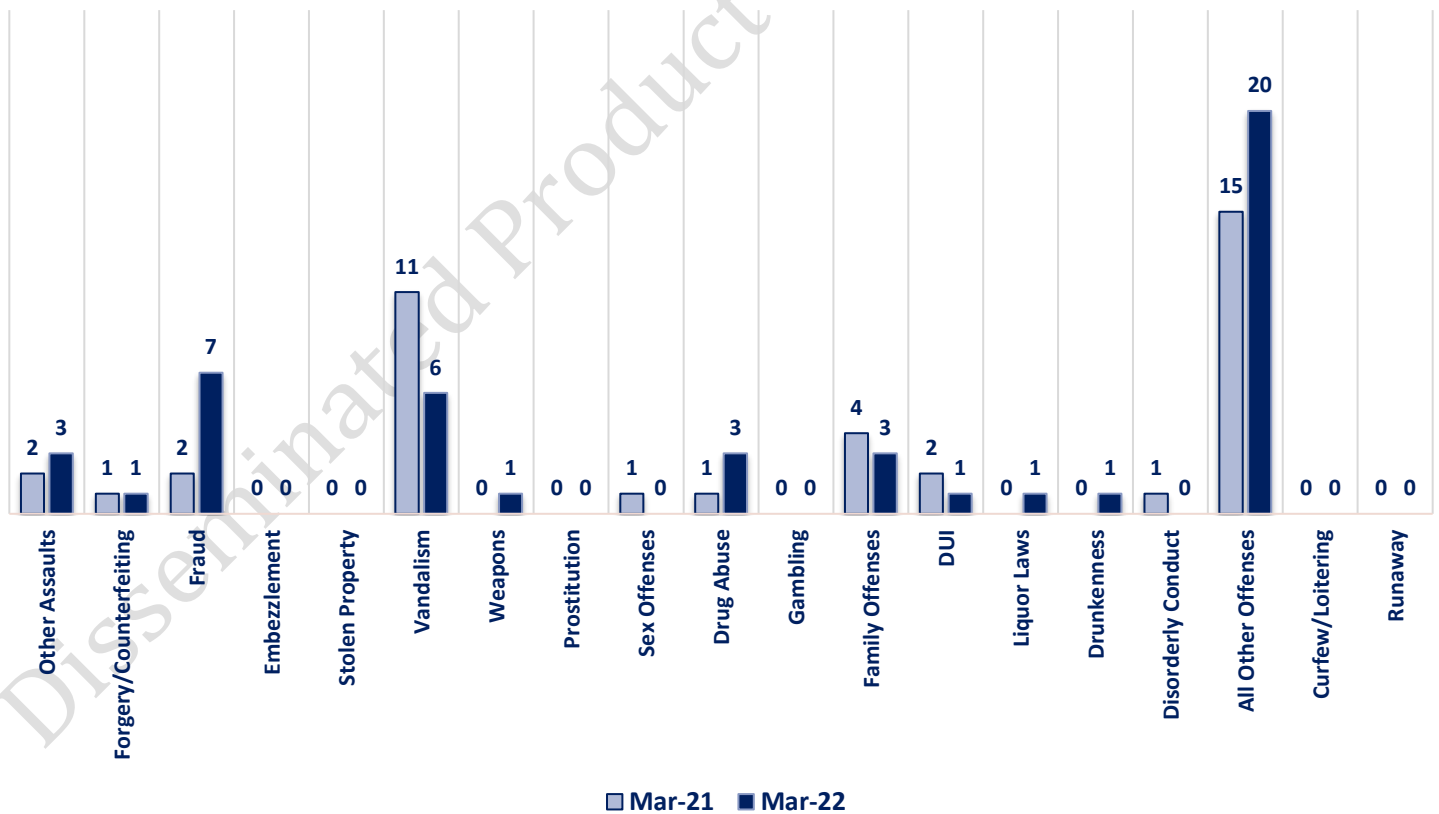
**MARCH 2022 - COMPSTAT AND EXTENDED COMPSTAT
OFFENSE PERCENTAGES**



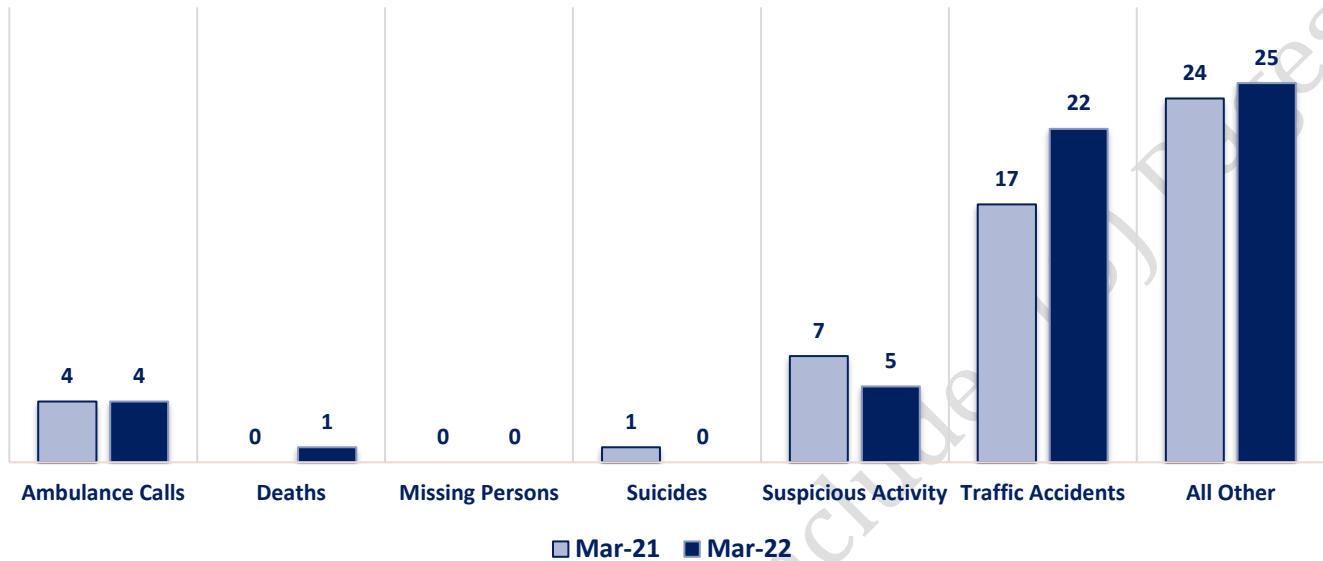
CompStat Offenses



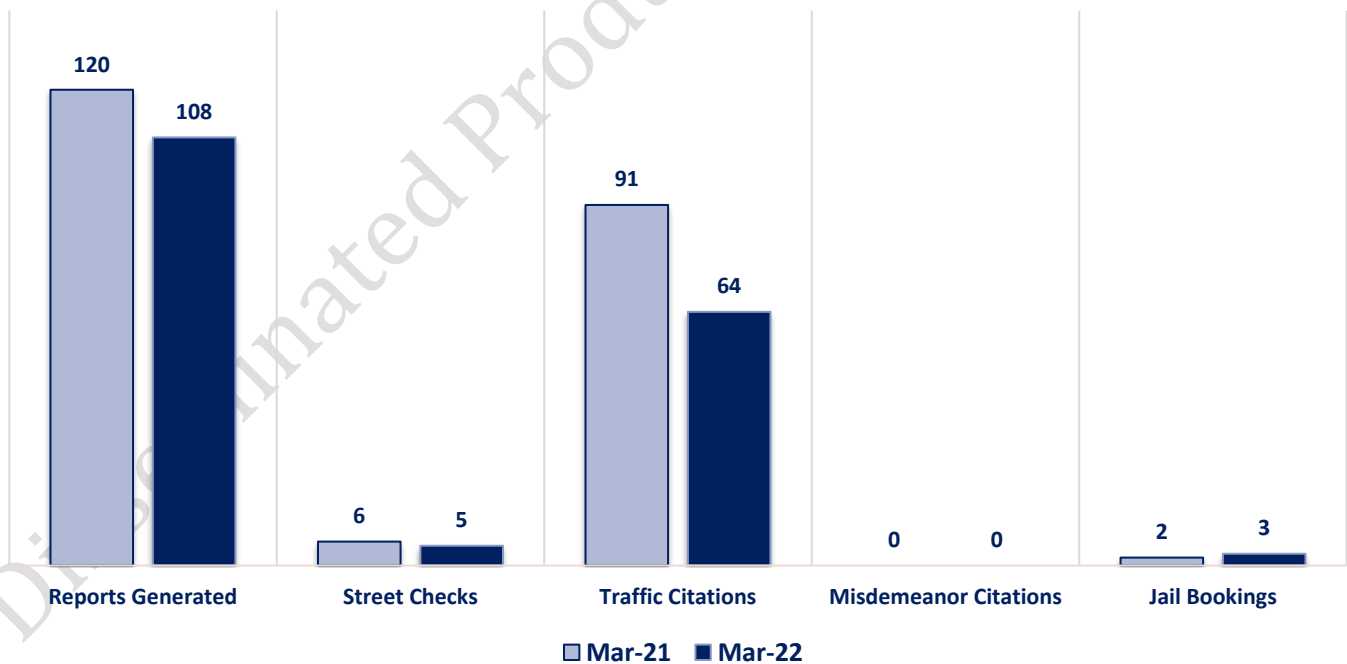
Extended CompStat Offenses



Non-UCR Offenses

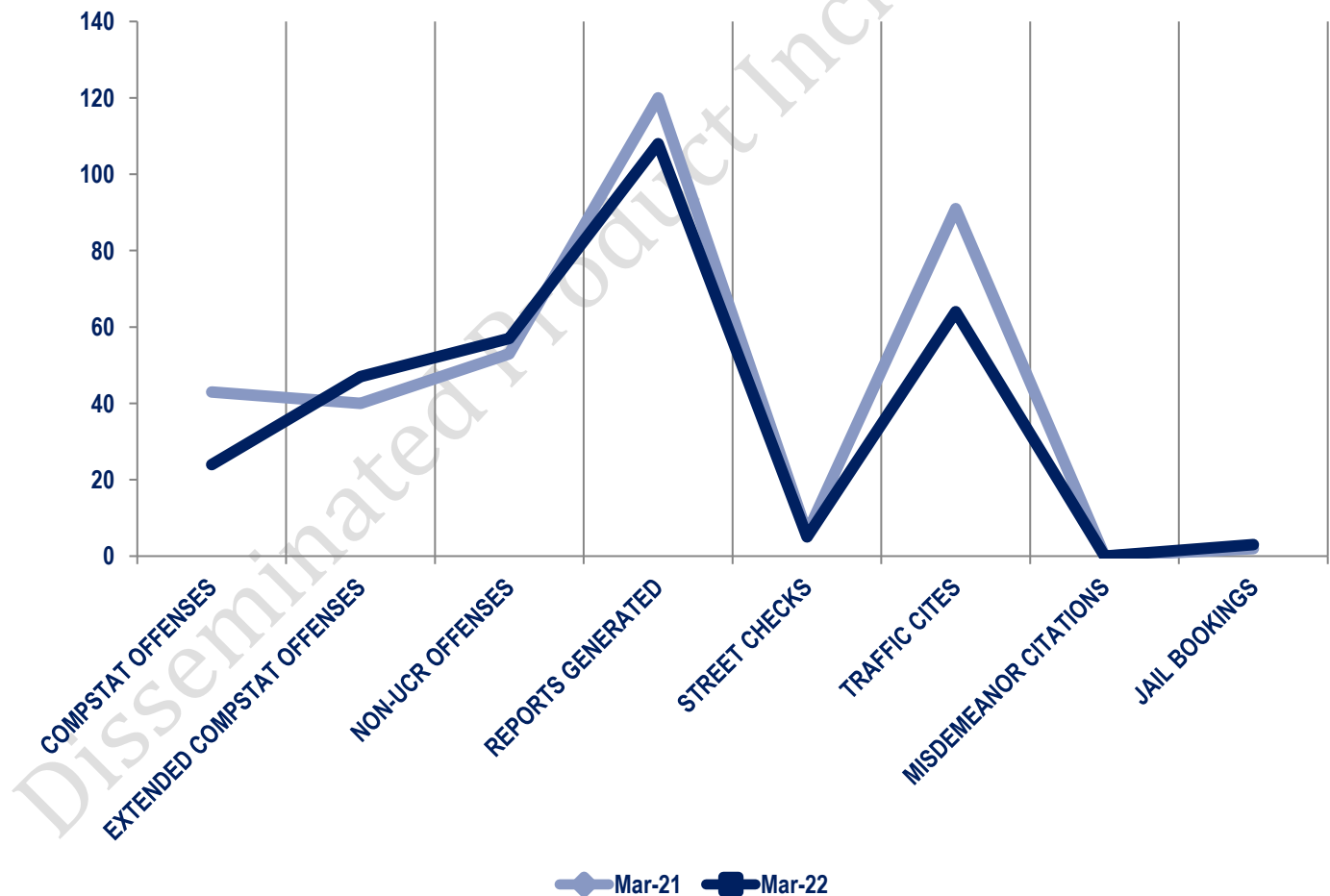


Other Event Totals



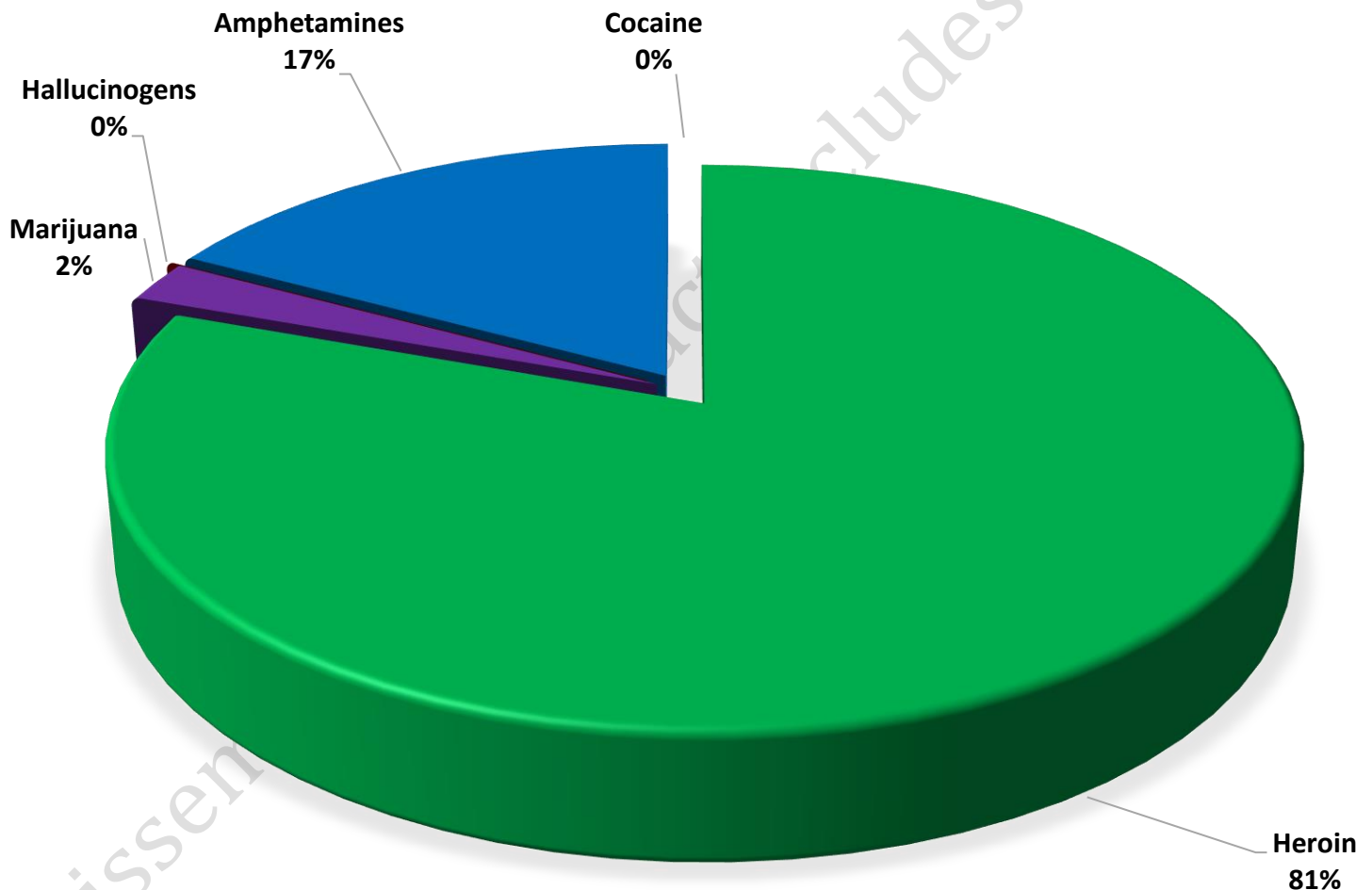
Combined Offense/Event Trends

	MAR 2021	MAR 2022
CompStat Offenses	43	24
Extended CompStat Offenses	40	47
Non-UCR Offenses	53	57
Reports Generated	120	108
Street Checks	6	5
Traffic Cites	91	64
Misdemeanor Citations	0	0
Jail Bookings	2	3

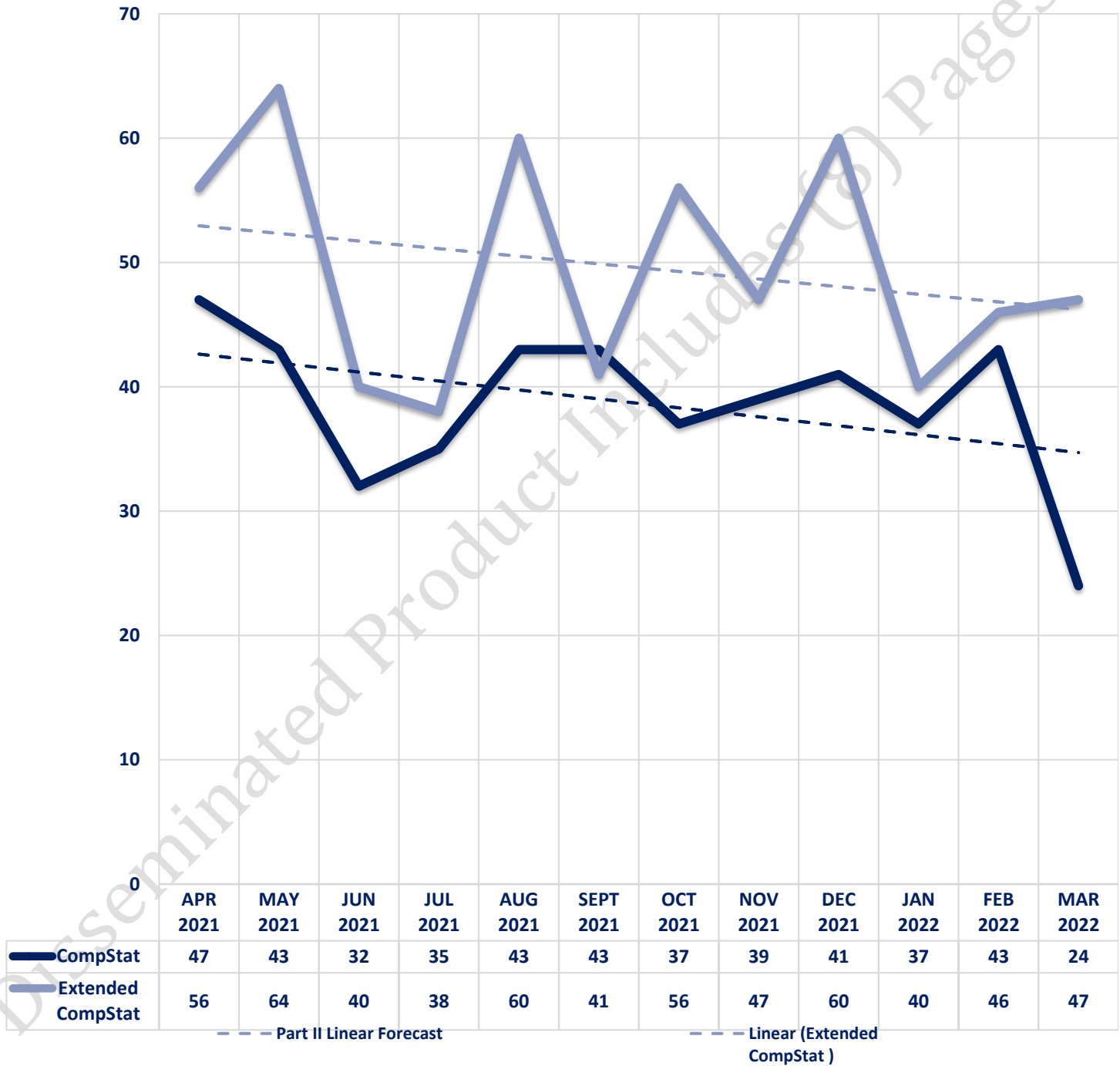


Seized Drugs

TYPE	DOSES	STREET VALUE
Cocaine	0.0	\$ -
Heroin	773.0	\$ 7,730.00
Marijuana	22.6	\$ 135.45
Hallucinogens	0.0	\$ -
Amphetamines	165.0	\$ 1,650.00
TOTAL	960.6	\$ 9,515.45



CompStat & Extended CompStat Offenses - One Year





CITY COUNCIL DISTRICT #6

MONTHLY OFFENSE SUMMARY

April 2022

These figures represent preliminary counts of original Police Incident Reports and include all offenses within the above listed City Council District only. Full statistical analysis to determine the confidence level of this data has not been performed. The results contained herein are approximate in relation to the listed area and may not fully coincide with data shown in other areas of SLCPD's Crime Statistics page such as Calls for Service, Crimes Trending, and Crime Reports due to and reflective of departmental procedures that were in place at the time the event occurred and the date this data was compiled. Results displayed are not distinguished as attempted or completed crimes, do not include other calls for police service, and only represent police service where a report was made. Police Incident Reports are classified by primary offense categories as defined by the Uniform Crime Reporting (UCR) system, however for this report all offenses are included, and each incident may have more than one offense listed on it. In cases where there is more than one offense listed, all offenses are counted individually. Although every reasonable verification effort is made, the accuracy of any data is subject to the constraints of the report generation process as well as the manner, format, and point in time of any query.

COMPSTAT OFFENSES: (Part I)

Chosen by the FBI as Part I Offenses because they are serious crimes that occur with regularity in all areas of the country and are likely to be reported to Police.

EXTENDED COMPSTAT OFFENSES: (Part II)

All other crimes other than the eight CompStat Offenses. The Uniform Crime Reporting Program gathers only arrest data for these offenses, however, SLCPD results displayed in this document display all of these, regardless of the presence of arrest data.

ALL OTHER OFFENSES:

Under the Extended CompStat Offense section, 'All Other Offenses' include Peeping Tom, Trespass, Kidnap/Abduction, Pornography, Extortion/Blackmail, Bribery, Warrants, Sexual Offenses, Obstruction, Public Peace, and Hit & Run.

NON-UCR OFFENSES:

Non-UCR Offenses include reports for all other offenses not classified as a CompStat or Extended CompStat Offense. Results displayed separate some of these offenses such as Ambulance Calls, Deaths, Missing Persons, Suicides, Suspicious Activity, and Traffic Accidents.

ALL OTHER NON-UCR:

Under the Non-UCR category, 'All Other' include the remainder of offenses not classified as CompStat or CompStat Extended and not separated from the Non-UCR Offenses. These include things such as Loud Parties, Barking Dogs, Mentally Ill Subjects, Citizen Assistance, etc.

LOW NUMBER OFFENSES:

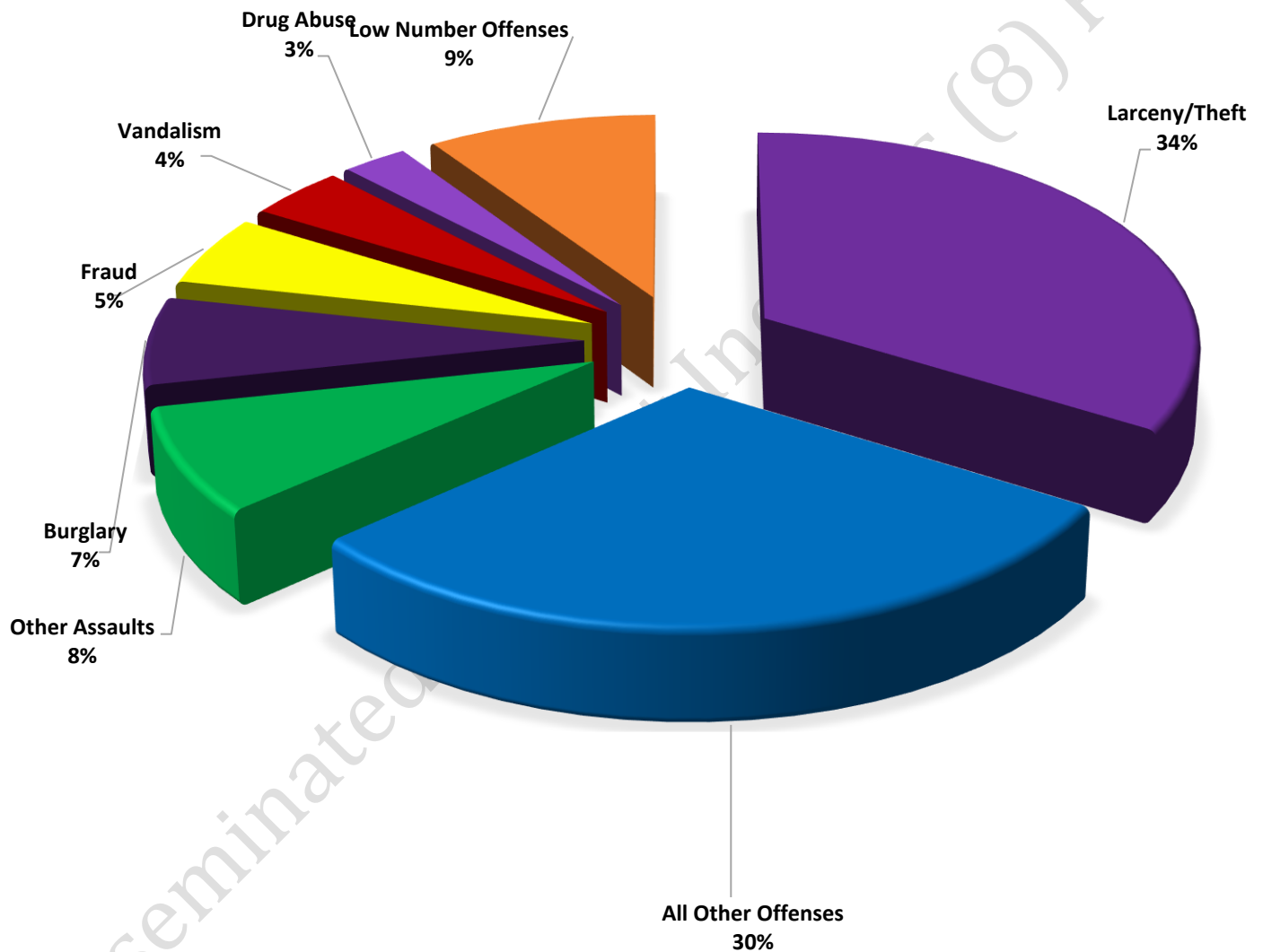
On page two, in the interest of space and allowing for easier viewing, the category titled 'Low Number Offenses' include CompStat and Extended CompStat Offenses from page one that have totals under the amount of 2.

Offenses

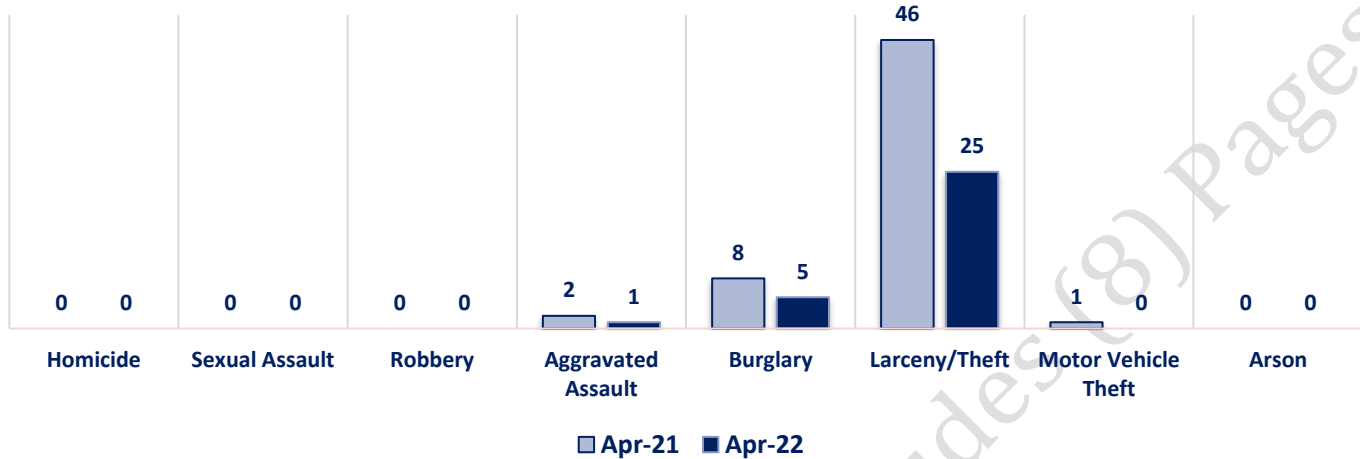
COMPSTAT OFFENSES	VIOLENT	Offense	Apr-21	Apr-22	EXTENDED COMPSTAT OFFENSES
		Homicide	0	0	
		Sexual Assault	0	0	
		Robbery	0	0	
		Aggravated Assault	2	1	
		Burglary	8	5	
		Larceny/Theft	46	25	
		Motor Vehicle Theft	1	0	
		Arson	0	0	
NON-UCR OFFENSES	PROPERTY	COMPSTAT TOTALS	57	31	
		Ambulance Calls	0	3	
		Deaths	1	0	
		Missing Persons	1	3	
		Suicides	0	0	
		Suspicious Activity	10	4	
		Traffic Accidents	16	17	
		All Other	37	23	
		NON-UCR TOTALS	65	50	
TOTALS		COMPSTAT OFFENSES	57	31	
		EXTENDED COMPSTAT OFFENSES	58	43	
		NON-UCR OFFENSES	65	50	
		TOTAL	180	124	

OFFENSE	Apr-21	Apr-22
Other Assaults	5	6
Forgery/Counterfeiting	1	1
Fraud	6	4
Embezzlement	0	0
Stolen Property	3	0
Vandalism	9	3
Weapons	0	0
Prostitution	0	0
Sex Offenses	0	1
Drug Abuse	5	2
Gambling	0	0
Family Offenses	6	1
DUI	1	0
Liquor Laws	0	1
Drunkenness	0	2
Disorderly Conduct	1	0
All Other Offenses	21	22
Curfew/Loitering	0	0
EXTENDED COMPSTAT TOTALS	58	43

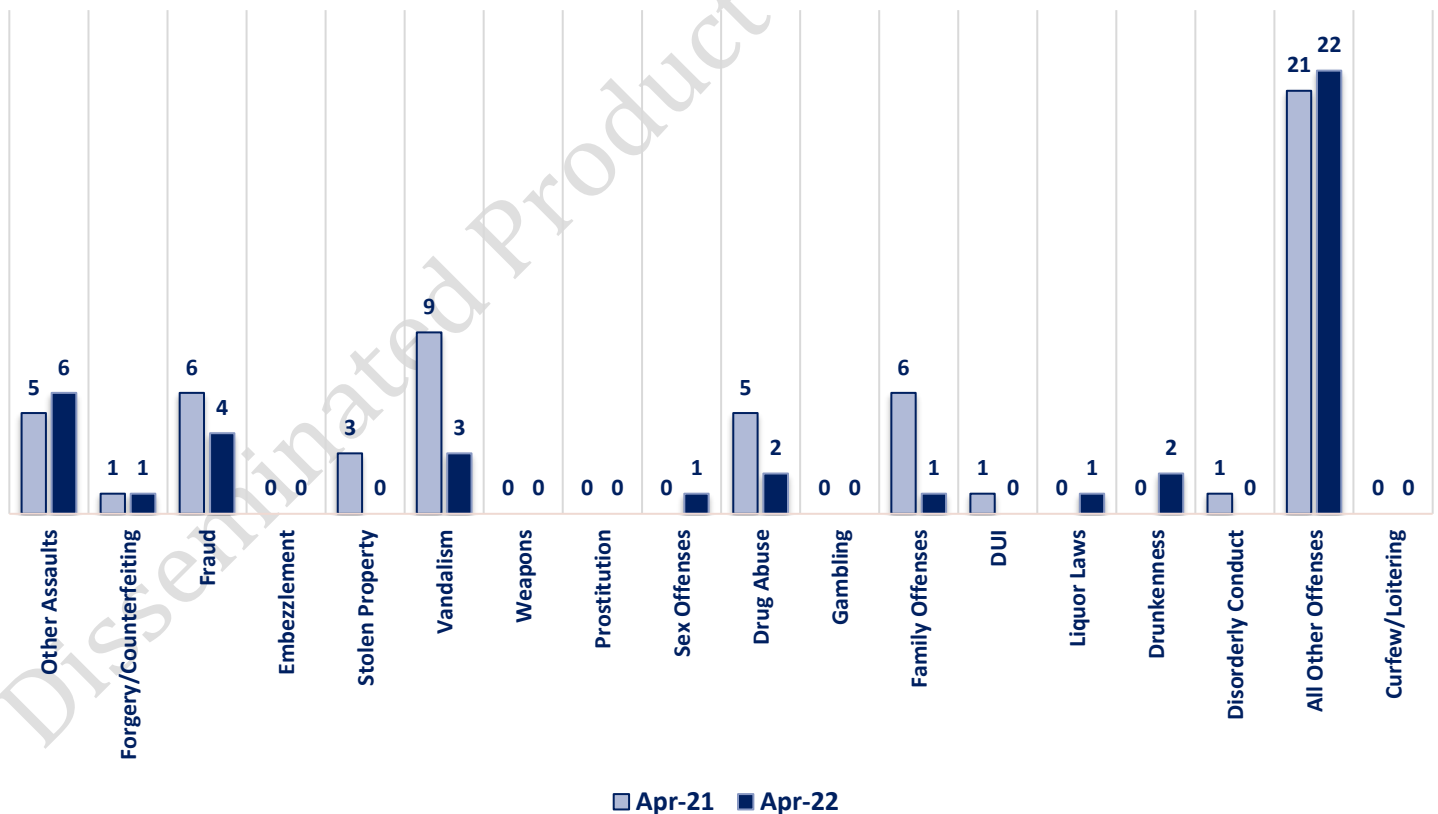
APRIL 2022 - COMPSTAT AND EXTENDED COMPSTAT OFFENSE PERCENTAGES



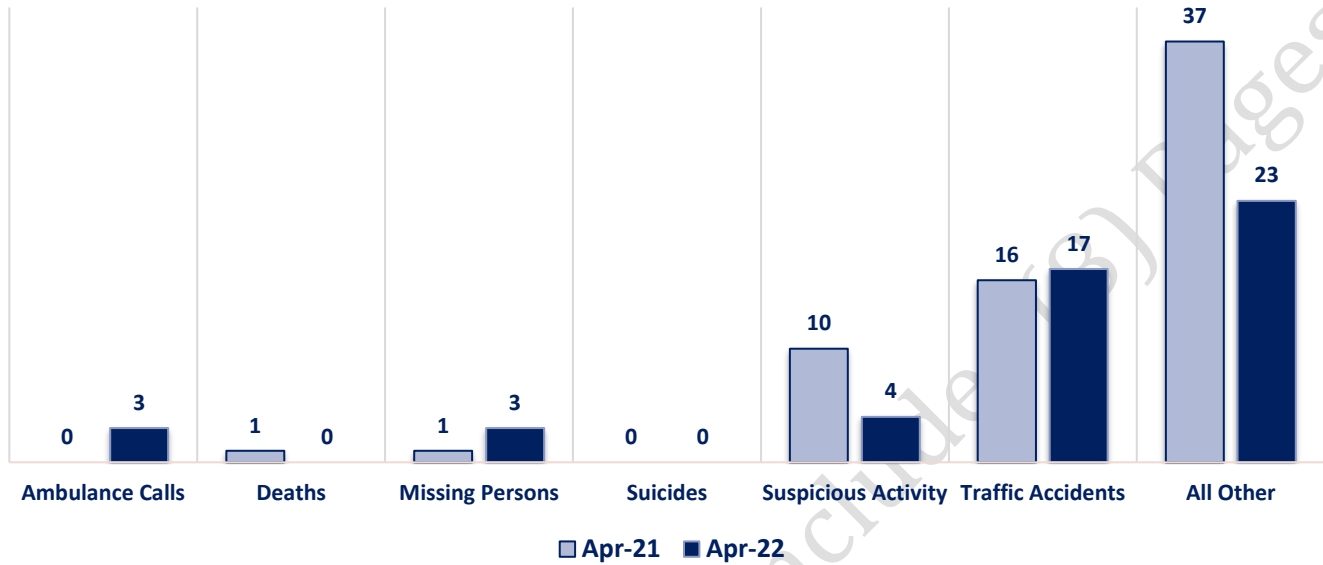
CompStat Offenses



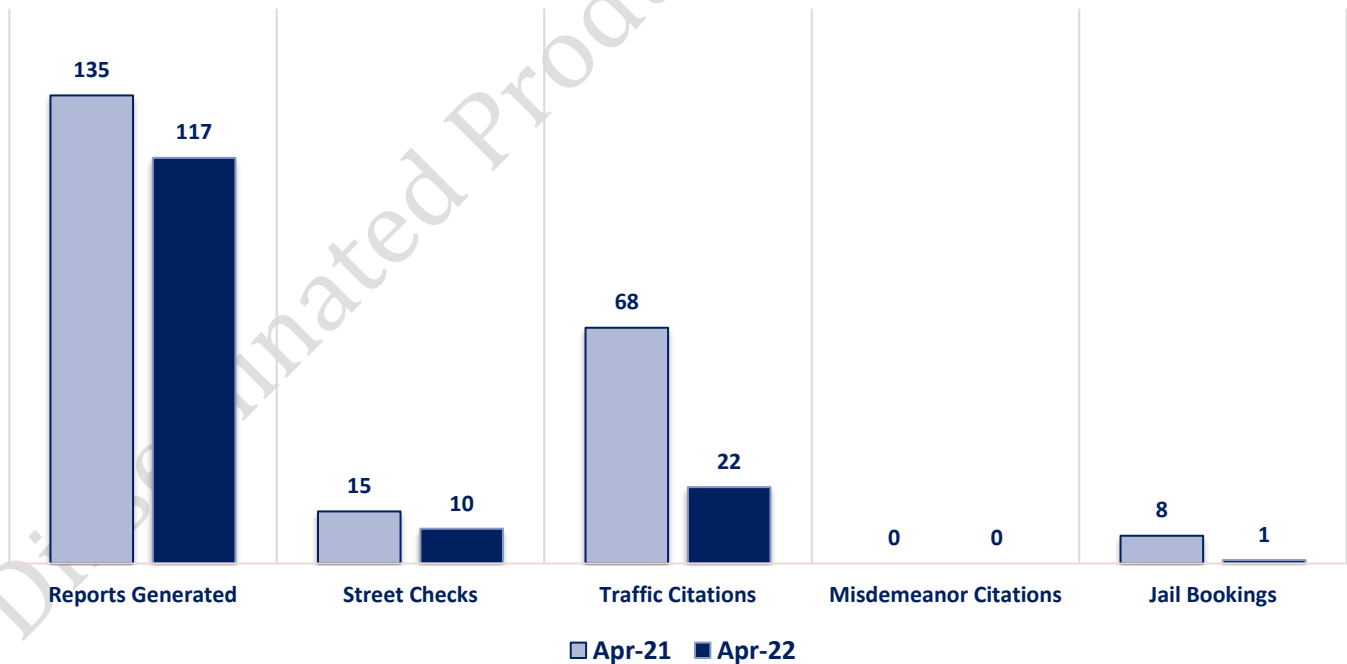
Extended CompStat Offenses



Non-UCR Offenses

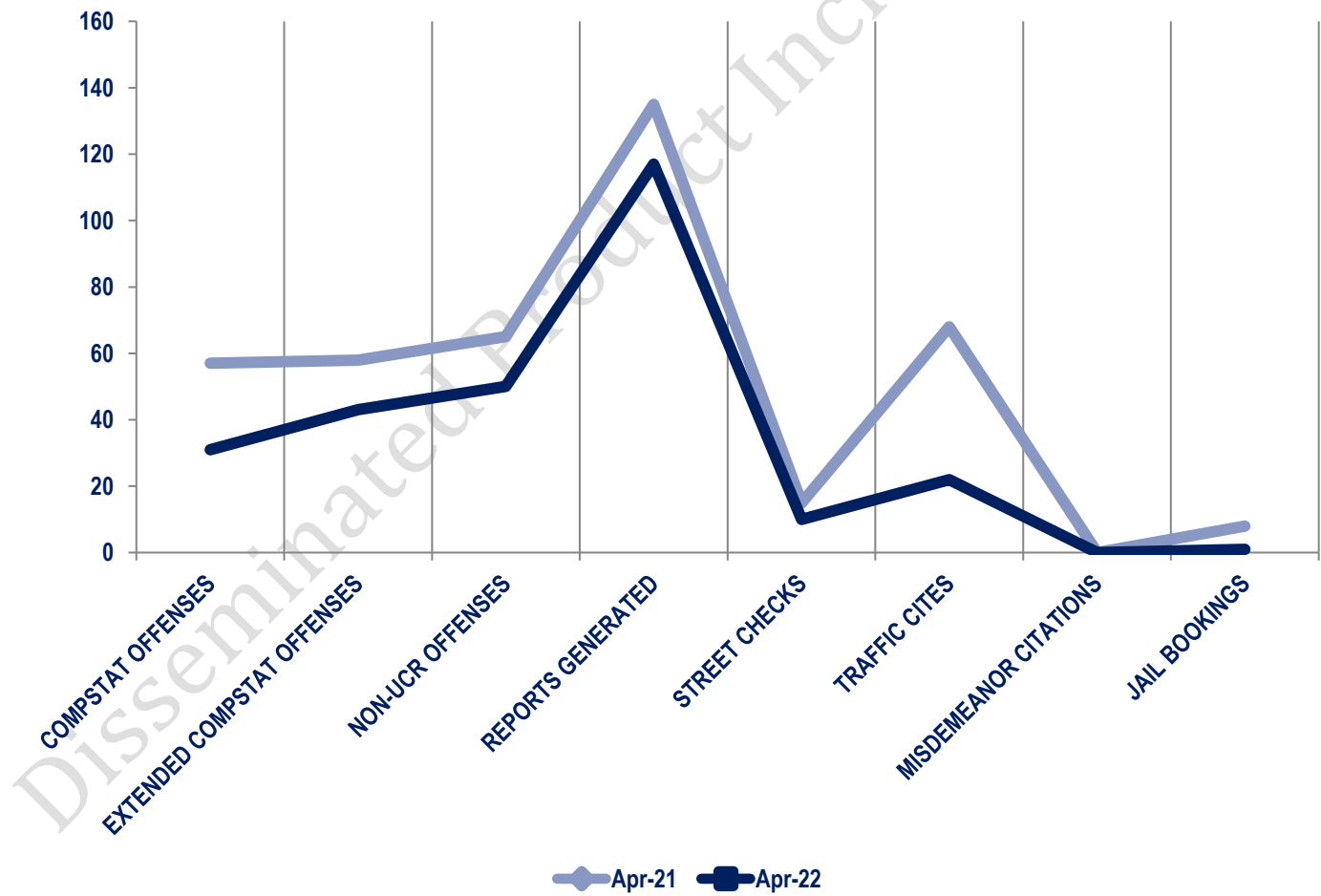


Other Event Totals



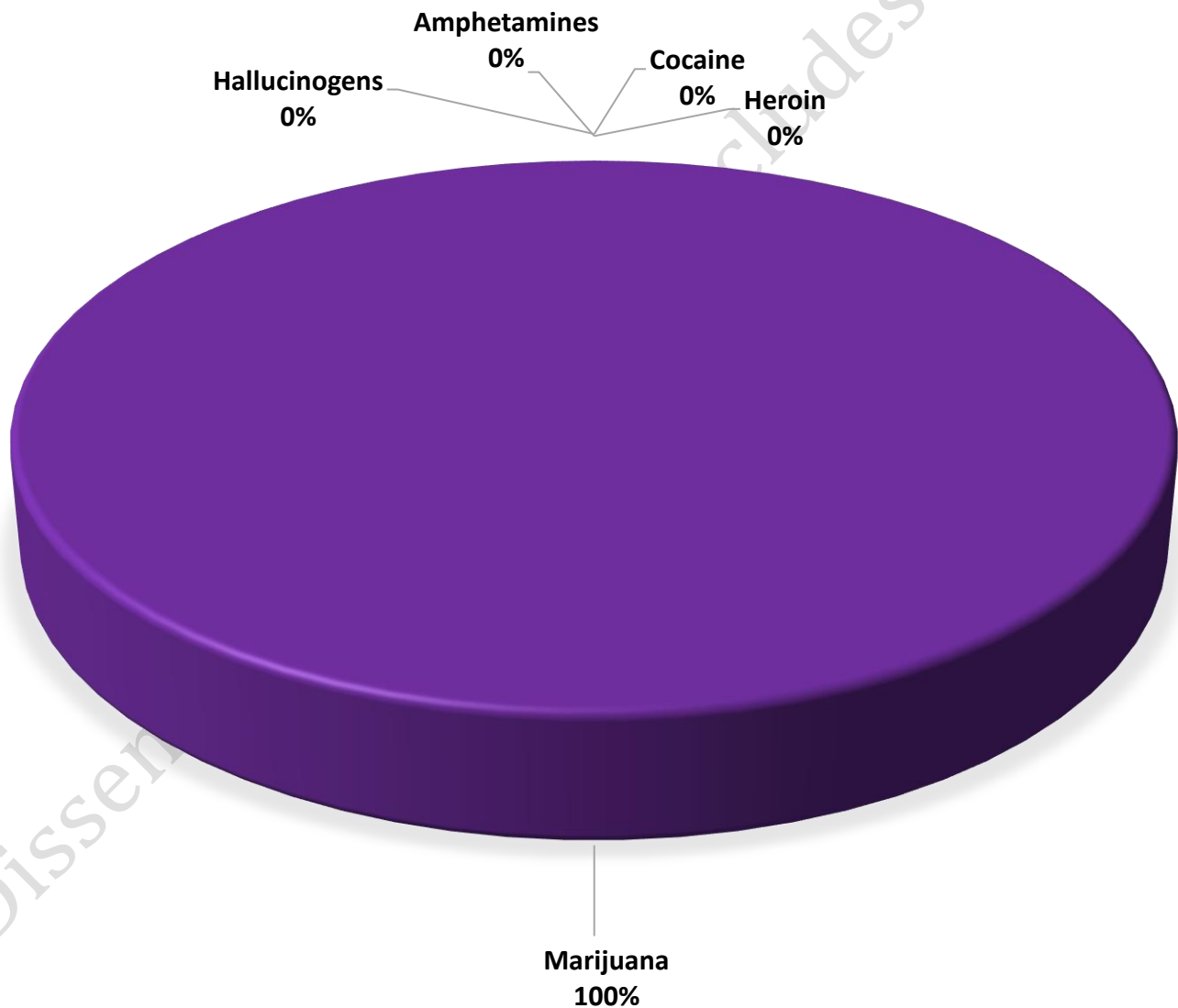
Combined Offense/Event Trends

	APR 2021	APR 2022
CompStat Offenses	57	31
Extended CompStat Offenses	58	43
Non-UCR Offenses	65	50
Reports Generated	135	117
Street Checks	15	10
Traffic Cites	68	22
Misdemeanor Citations	0	0
Jail Bookings	8	1

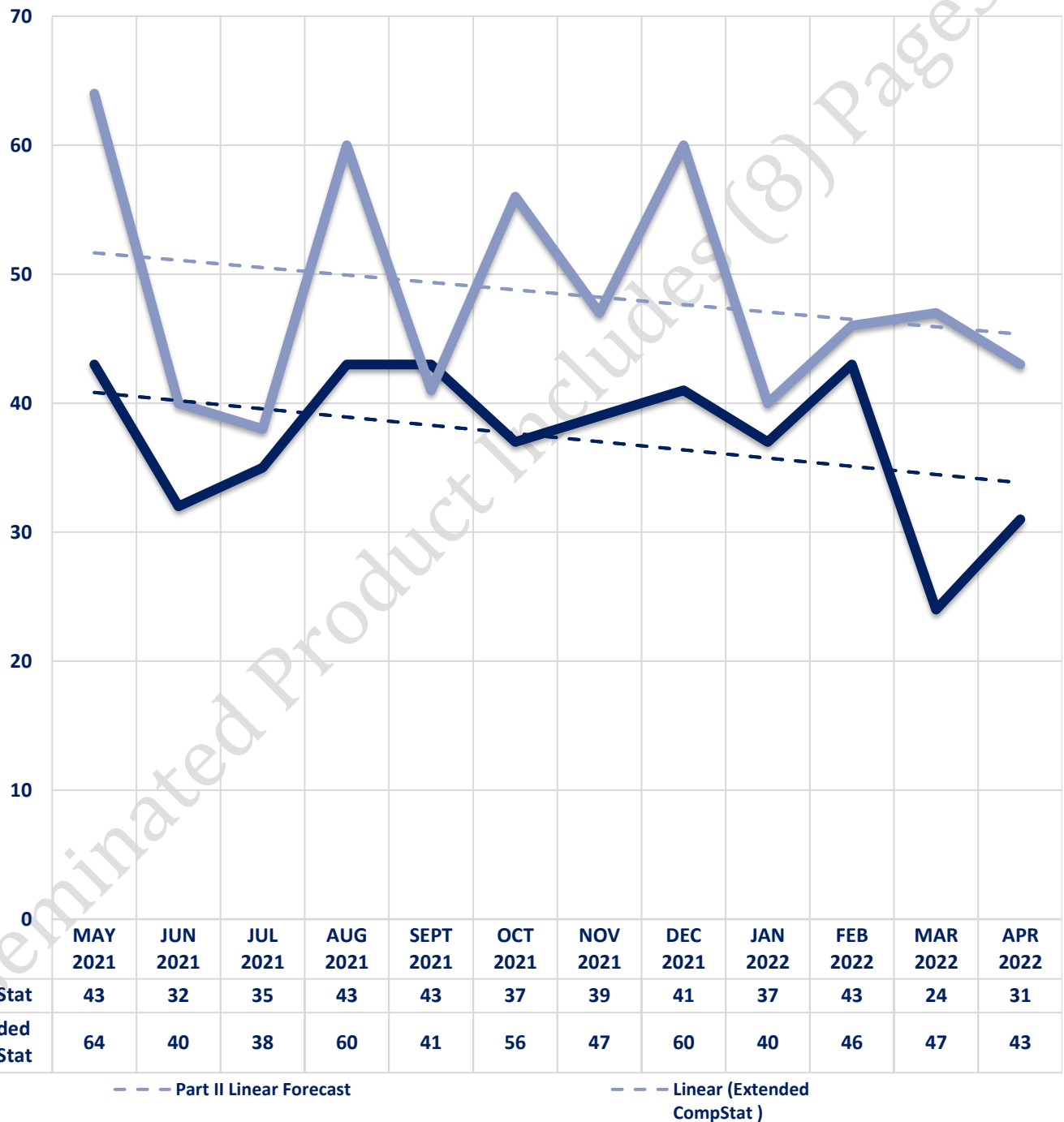


Seized Drugs

TYPE	DOSES	STREET VALUE
Cocaine	0.0	\$ -
Heroin	0.0	\$ -
Marijuana	0.4	\$ 1.17
Hallucinogens	0.0	\$ -
Amphetamines	0.0	\$ -
TOTAL	0.4	\$ 1.17



CompStat & Extended CompStat Offenses - One Year





CITY COUNCIL DISTRICT #6

MONTHLY OFFENSE SUMMARY

May 2022

These figures represent preliminary counts of original Police Incident Reports and include all offenses within the above listed City Council District only. Full statistical analysis to determine the confidence level of this data has not been performed. The results contained herein are approximate in relation to the listed area and may not fully coincide with data shown in other areas of SLCPD's Crime Statistics page such as Calls for Service, Crimes Trending, and Crime Reports due to and reflective of departmental procedures that were in place at the time the event occurred and the date this data was compiled. Results displayed are not distinguished as attempted or completed crimes, do not include other calls for police service, and only represent police service where a report was made. Police Incident Reports are classified by primary offense categories as defined by the Uniform Crime Reporting (UCR) system, however for this report all offenses are included, and each incident may have more than one offense listed on it. In cases where there is more than one offense listed, all offenses are counted individually. Although every reasonable verification effort is made, the accuracy of any data is subject to the constraints of the report generation process as well as the manner, format, and point in time of any query.

COMPSTAT OFFENSES: (Part I)

Chosen by the FBI as Part I Offenses because they are serious crimes that occur with regularity in all areas of the country and are likely to be reported to Police.

EXTENDED COMPSTAT OFFENSES: (Part II)

All other crimes other than the eight CompStat Offenses. The Uniform Crime Reporting Program gathers only arrest data for these offenses, however, SLCPD results displayed in this document display all of these, regardless of the presence of arrest data.

ALL OTHER OFFENSES:

Under the Extended CompStat Offense section, 'All Other Offenses' include Peeping Tom, Trespass, Kidnap/Abduction, Pornography, Extortion/Blackmail, Bribery, Warrants, Sexual Offenses, Obstruction, Public Peace, and Hit & Run.

NON-UCR OFFENSES:

Non-UCR Offenses include reports for all other offenses not classified as a CompStat or Extended CompStat Offense. Results displayed separate some of these offenses such as Ambulance Calls, Deaths, Missing Persons, Suicides, Suspicious Activity, and Traffic Accidents.

ALL OTHER NON-UCR:

Under the Non-UCR category, 'All Other' include the remainder of offenses not classified as CompStat or CompStat Extended and not separated from the Non-UCR Offenses. These include things such as Loud Parties, Barking Dogs, Mentally Ill Subjects, Citizen Assistance, etc.

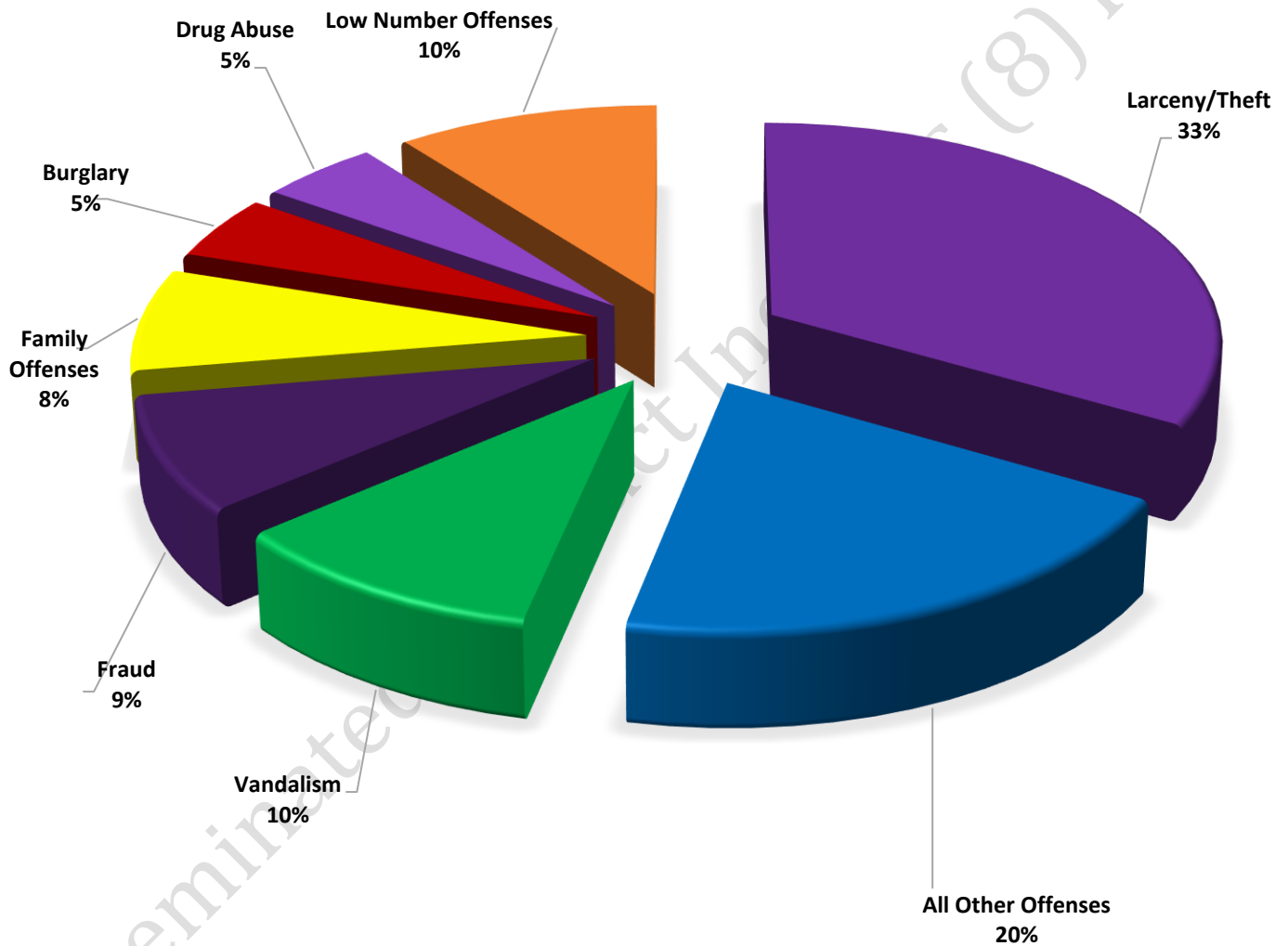
LOW NUMBER OFFENSES:

On page two, in the interest of space and allowing for easier viewing, the category titled 'Low Number Offenses' include CompStat and Extended CompStat Offenses from page one that have totals under the amount of 3.

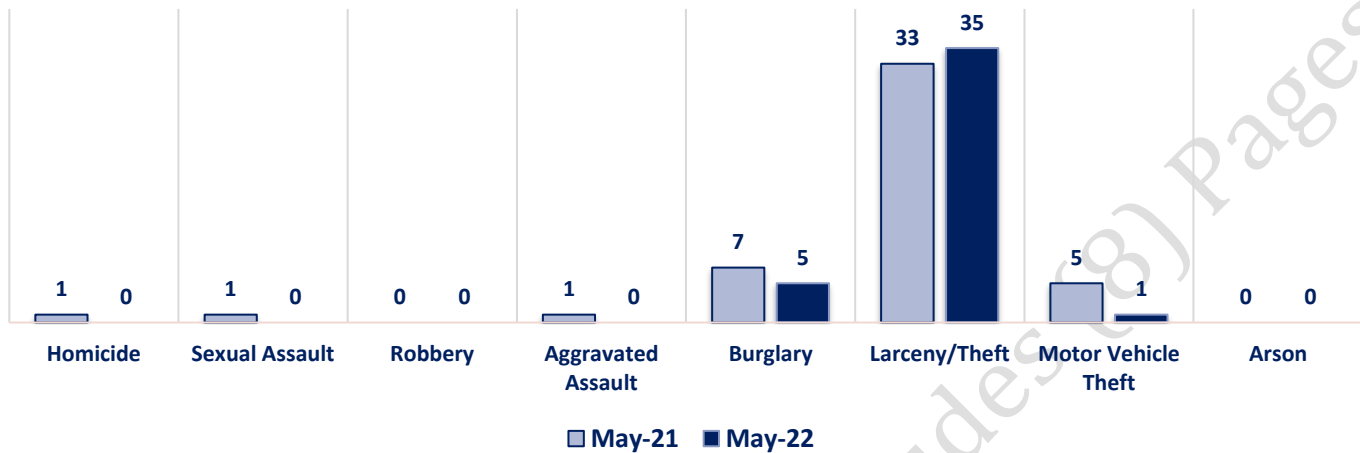
Offenses

COMPSTAT OFFENSES	VIOLENT	Offense	May-21	May-22	EXTENDED COMPSTAT OFFENSES
		Homicide	1	0	
		Sexual Assault	1	0	
		Robbery	0	0	
		Aggravated Assault	1	0	
		Burglary	7	5	
		Larceny/Theft	33	35	
		Motor Vehicle Theft	5	1	
		Arson	0	0	
NON-UCR OFFENSES	PROPERTY	COMPSTAT TOTALS	48	41	
		Ambulance Calls	2	3	
		Deaths	0	0	
		Missing Persons	1	4	
		Suicides	0	1	
		Suspicious Activity	4	5	
		Traffic Accidents	19	15	
		All Other	43	34	
		NON-UCR TOTALS	69	62	
TOTALS		COMPSTAT OFFENSES	48	41	
		EXTENDED COMPSTAT OFFENSES	70	64	
		NON-UCR OFFENSES	69	62	
		TOTAL	187	167	
		Other Assaults	10	3	
		Forgery/Counterfeiting	4	1	
		Fraud	4	9	
		Embezzlement	0	0	
		Stolen Property	0	0	
		Vandalism	12	11	
		Weapons	0	2	
		Prostitution	0	0	
		Sex Offenses	0	1	
		Drug Abuse	0	5	
		Gambling	0	0	
		Family Offenses	12	8	
		DUI	1	0	
		Liquor Laws	0	0	
		Drunkenness	1	1	
		Disorderly Conduct	2	2	
		All Other Offenses	24	21	
		Curfew/Loitering	0	0	
		EXTENDED COMPSTAT TOTALS	70	64	

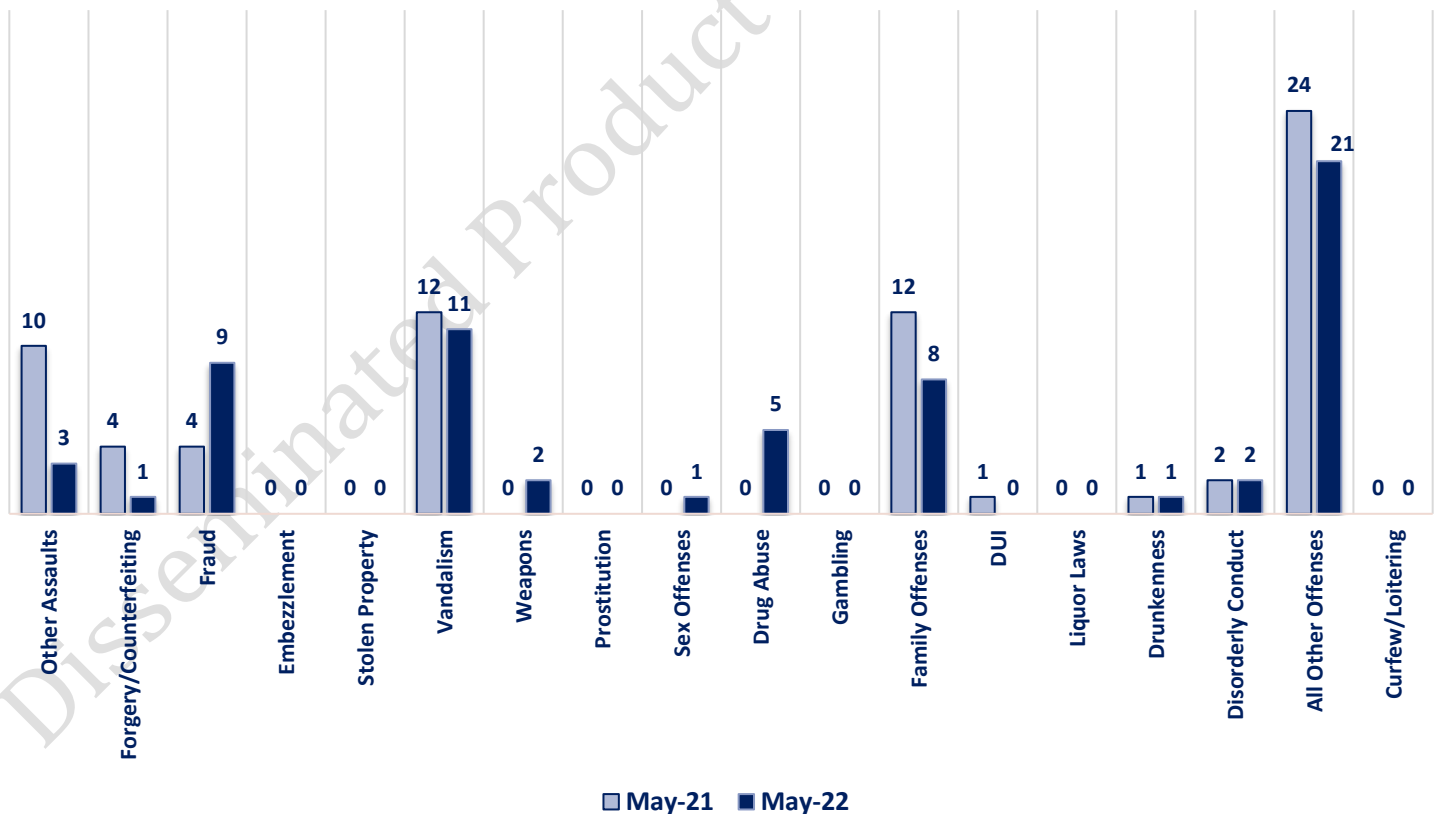
MAY 2022 - COMPSTAT AND EXTENDED COMPSTAT OFFENSE PERCENTAGES



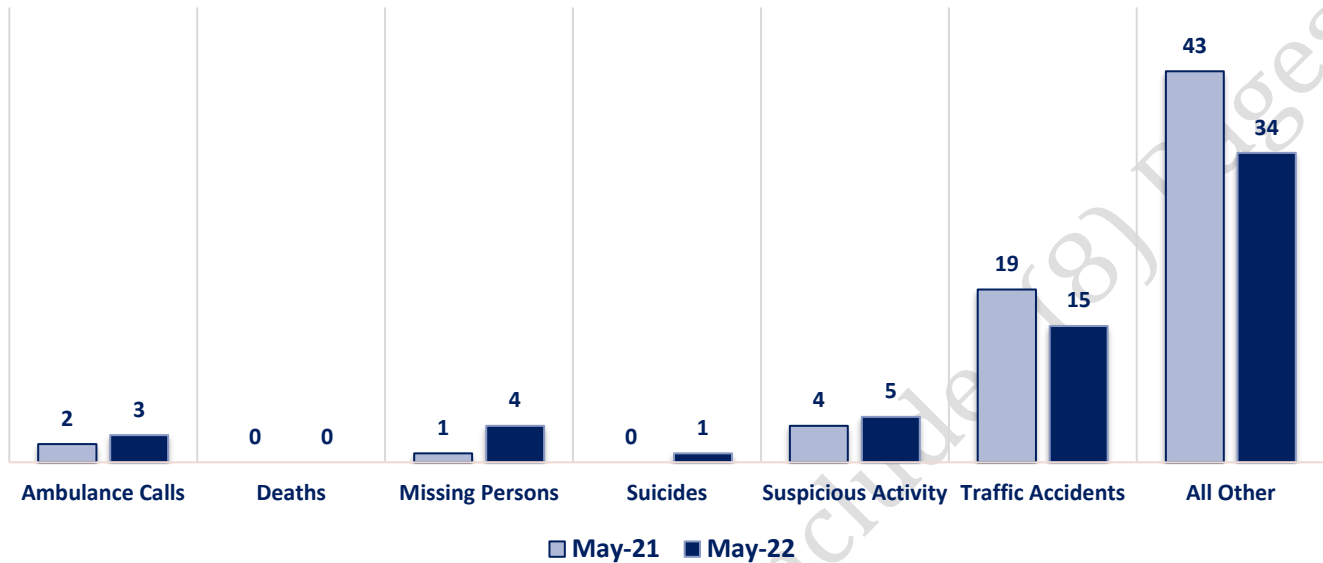
CompStat Offenses



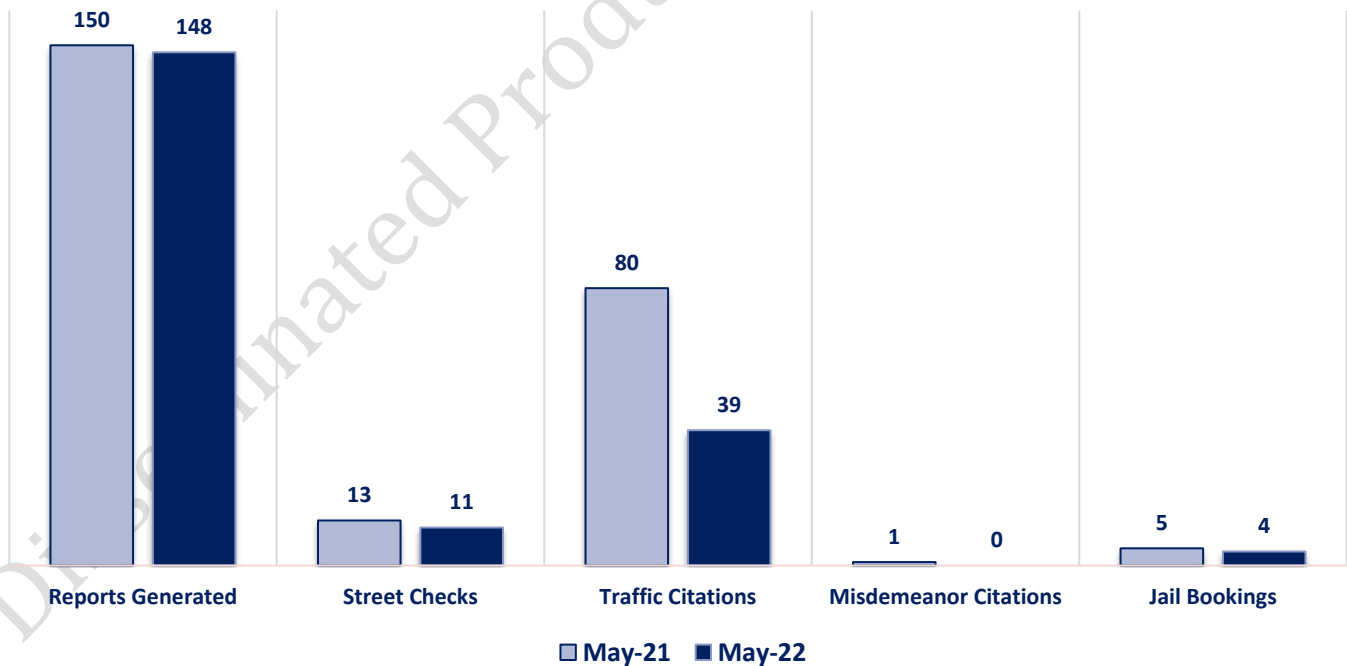
Extended CompStat Offenses



Non-UCR Offenses

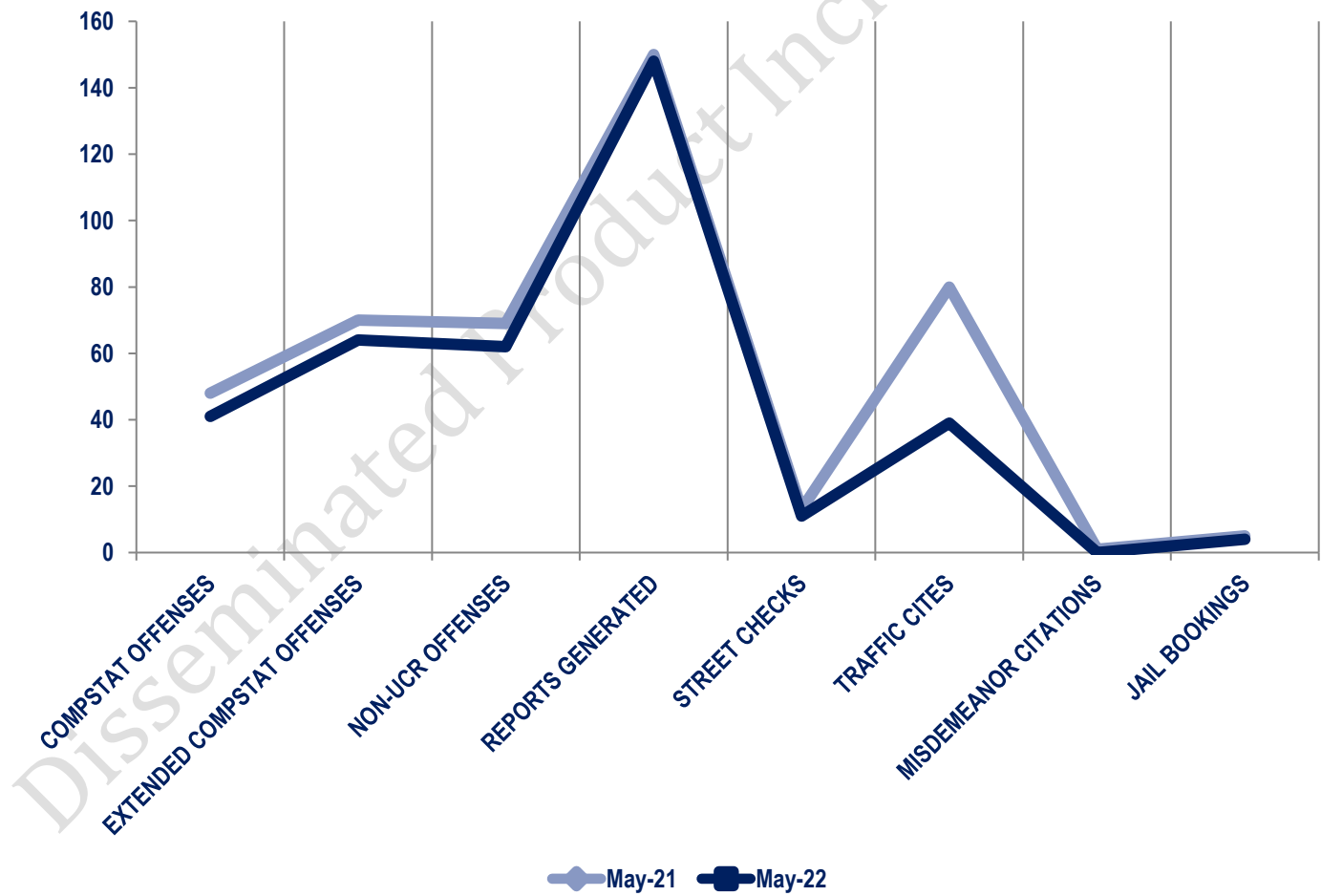


Other Event Totals



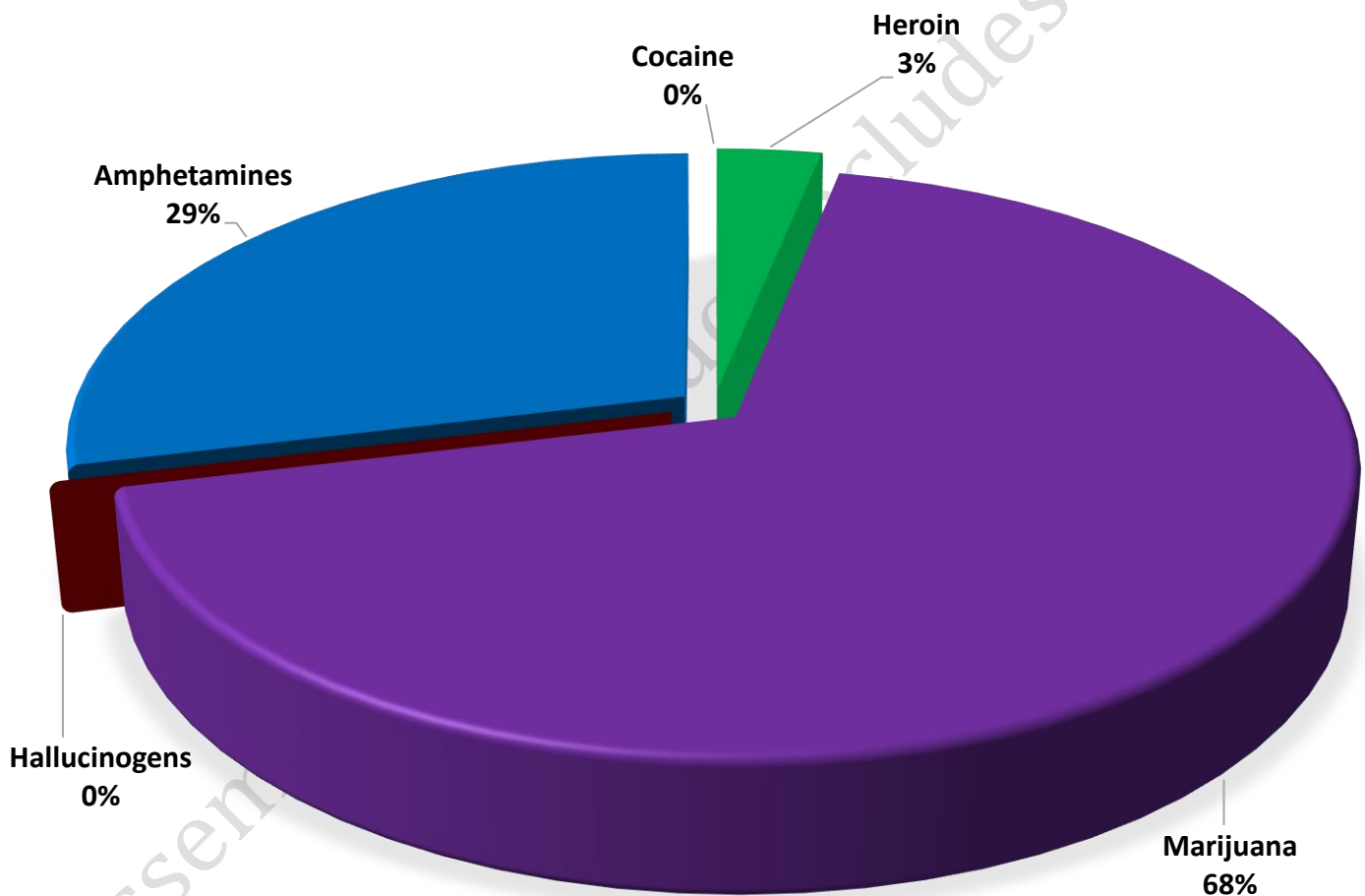
Combined Offense/Event Trends

	MAY 2021	MAY 2022
CompStat Offenses	48	41
Extended CompStat Offenses	70	64
Non-UCR Offenses	69	62
Reports Generated	150	148
Street Checks	13	11
Traffic Cites	80	39
Misdemeanor Citations	1	0
Jail Bookings	5	4

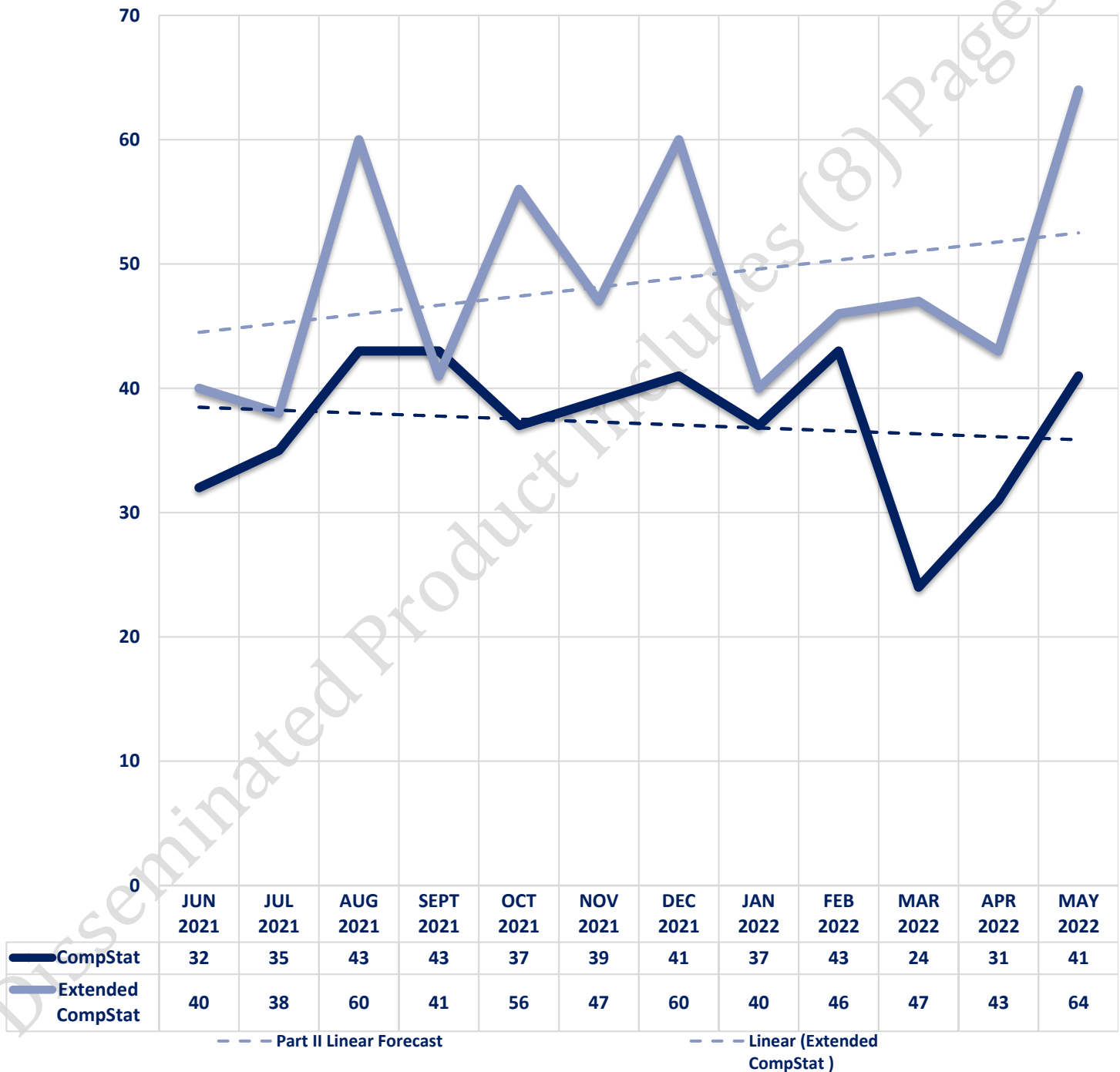


Seized Drugs

TYPE	DOSES	STREET VALUE
Cocaine	0.0	\$ -
Heroin	2.0	\$ 14.90
Marijuana	42.5	\$ 141.12
Hallucinogens	0.0	\$ -
Amphetamines	18.0	\$ 126.00
TOTAL	62.5	\$ 282.02



CompStat & Extended CompStat Offenses - One Year





CITY COUNCIL DISTRICT #6

MONTHLY OFFENSE SUMMARY

June 2022

These figures represent preliminary counts of original Police Incident Reports and include all offenses within the above listed City Council District only. Full statistical analysis to determine the confidence level of this data has not been performed. The results contained herein are approximate in relation to the listed area and may not fully coincide with data shown in other areas of SLCPD's Crime Statistics page such as Calls for Service, Crimes Trending, and Crime Reports due to and reflective of departmental procedures that were in place at the time the event occurred and the date this data was compiled. Results displayed are not distinguished as attempted or completed crimes, do not include other calls for police service, and only represent police service where a report was made. Police Incident Reports are classified by primary offense categories as defined by the Uniform Crime Reporting (UCR) system, however for this report all offenses are included, and each incident may have more than one offense listed on it. In cases where there is more than one offense listed, all offenses are counted individually. Although every reasonable verification effort is made, the accuracy of any data is subject to the constraints of the report generation process as well as the manner, format, and point in time of any query.

COMPSTAT OFFENSES: (Part I)

Chosen by the FBI as Part I Offenses because they are serious crimes that occur with regularity in all areas of the country and are likely to be reported to Police.

EXTENDED COMPSTAT OFFENSES: (Part II)

All other crimes other than the eight CompStat Offenses. The Uniform Crime Reporting Program gathers only arrest data for these offenses, however, SLCPD results displayed in this document display all of these, regardless of the presence of arrest data.

ALL OTHER OFFENSES:

Under the Extended CompStat Offense section, 'All Other Offenses' include Peeping Tom, Trespass, Kidnap/Abduction, Pornography, Extortion/Blackmail, Bribery, Warrants, Sexual Offenses, Obstruction, Public Peace, and Hit & Run.

NON-UCR OFFENSES:

Non-UCR Offenses include reports for all other offenses not classified as a CompStat or Extended CompStat Offense. Results displayed separate some of these offenses such as Ambulance Calls, Deaths, Missing Persons, Suicides, Suspicious Activity, and Traffic Accidents.

ALL OTHER NON-UCR:

Under the Non-UCR category, 'All Other' include the remainder of offenses not classified as CompStat or CompStat Extended and not separated from the Non-UCR Offenses. These include things such as Loud Parties, Barking Dogs, Mentally Ill Subjects, Citizen Assistance, etc.

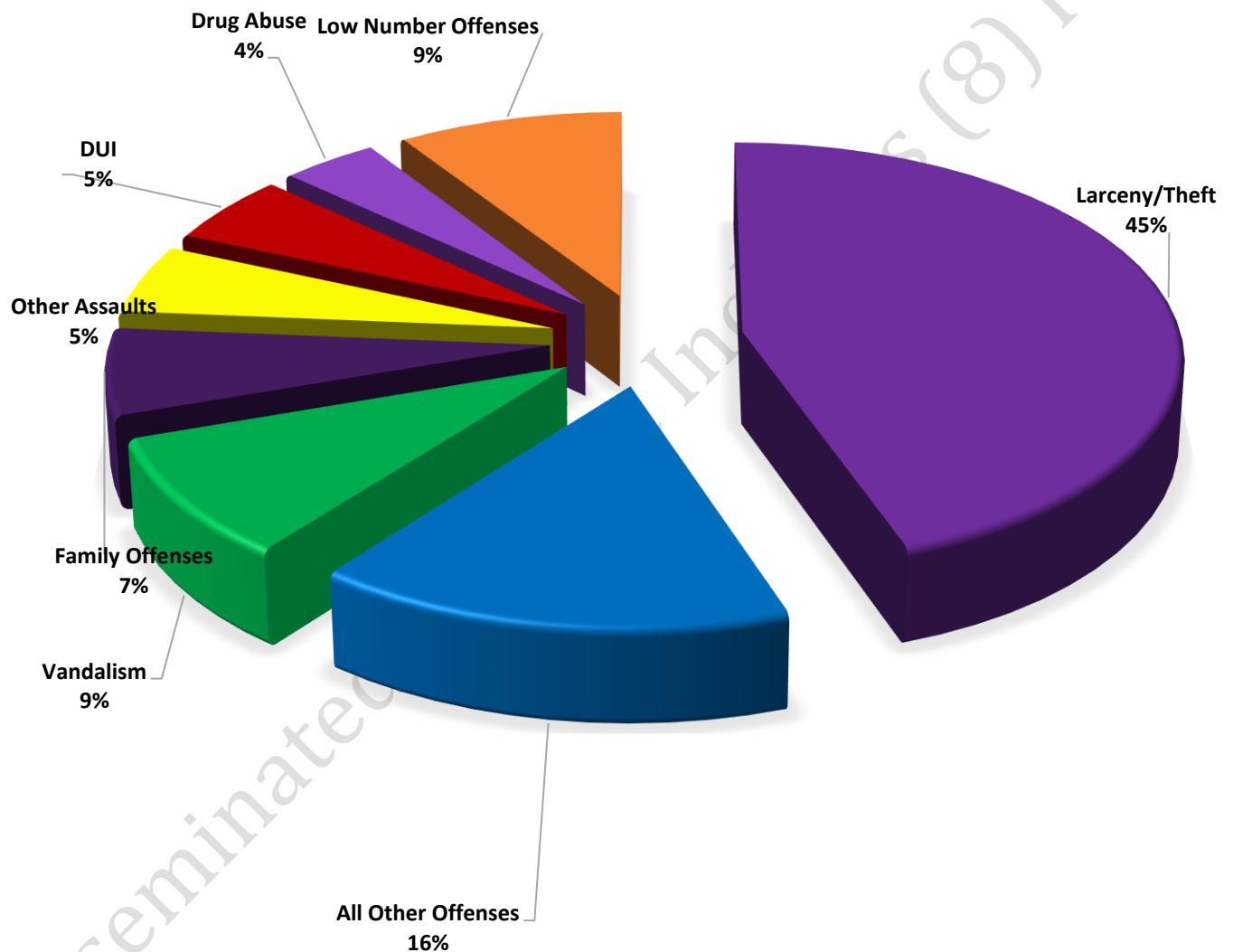
LOW NUMBER OFFENSES:

On page two, in the interest of space and allowing for easier viewing, the category titled 'Low Number Offenses' include CompStat and Extended CompStat Offenses from page one that have totals under the amount of 2.

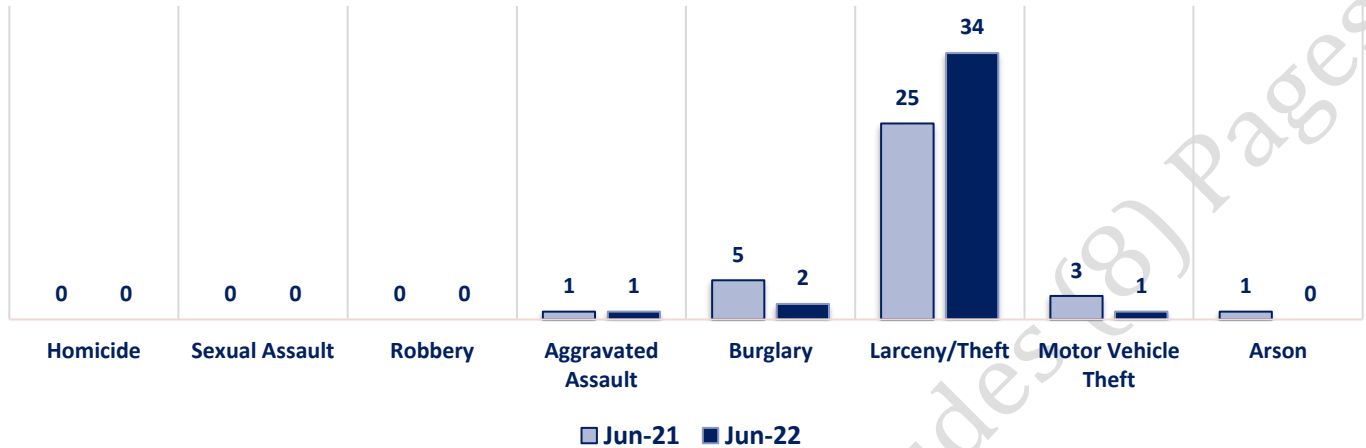
Offenses

COMPSTAT OFFENSES	VIOLENT	Offense	Jun-21	Jun-22	OFFENSE	Jun-21	Jun-22
		Homicide	0	0	Other Assaults	5	4
		Sexual Assault	0	0	Forgery/Counterfeiting	2	0
		Robbery	0	0	Fraud	5	2
	Aggravated Assault	1	1	Embezzlement	0	0	
	PROPERTY	Burglary	5	2	Stolen Property	0	0
		Larceny/Theft	25	34	Vandalism	6	7
		Motor Vehicle Theft	3	1	Weapons	0	1
		Arson	1	0	Prostitution	0	0
	COMPSTAT TOTALS	35	38	Sex Offenses	1	0	
	NON-UCR OFFENSES	Ambulance Calls	5	3	Drug Abuse	2	3
		Deaths	3	1	Gambling	0	0
Missing Persons		3	0	Family Offenses	2	5	
Suicides		1	1	DUI	0	4	
Suspicious Activity		4	7	Liquor Laws	0	0	
Traffic Accidents		25	20	Drunkenness	0	0	
All Other		39	30	Disorderly Conduct	4	0	
NON-UCR TOTALS		80	62	All Other Offenses	16	12	
TOTALS	COMPSTAT OFFENSES	35	38	Curfew/Loitering	0	0	
	EXTENDED COMPSTAT OFFENSES	43	38	EXTENDED COMPSTAT TOTALS	43	38	
	NON-UCR OFFENSES	80	62				
TOTAL		158	138				

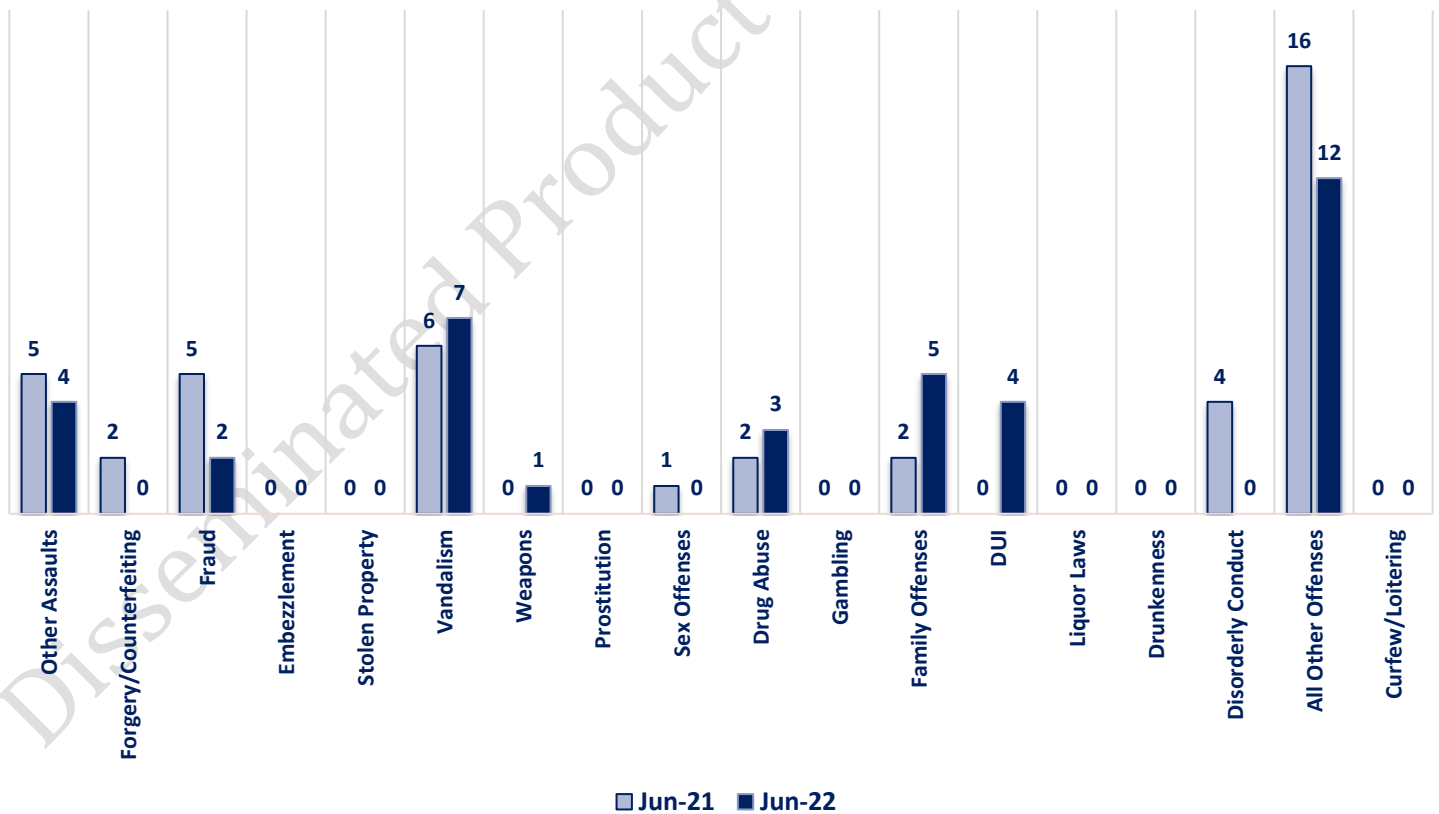
JUNE 2022 - COMPSTAT AND EXTENDED COMPSTAT OFFENSE PERCENTAGES



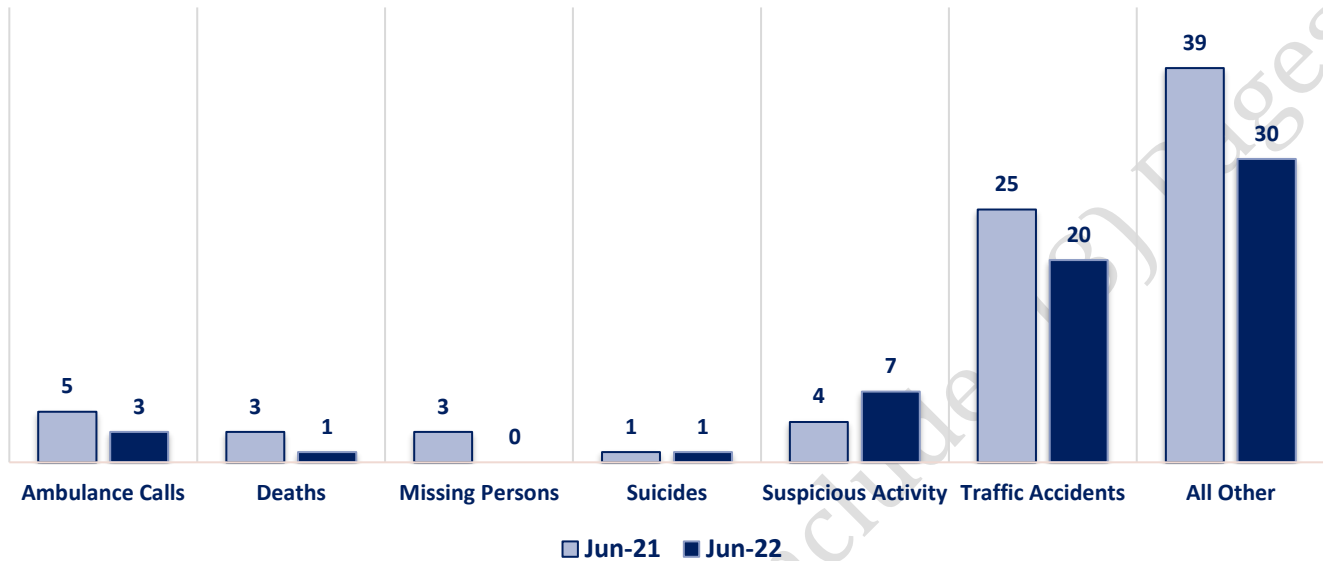
CompStat Offenses



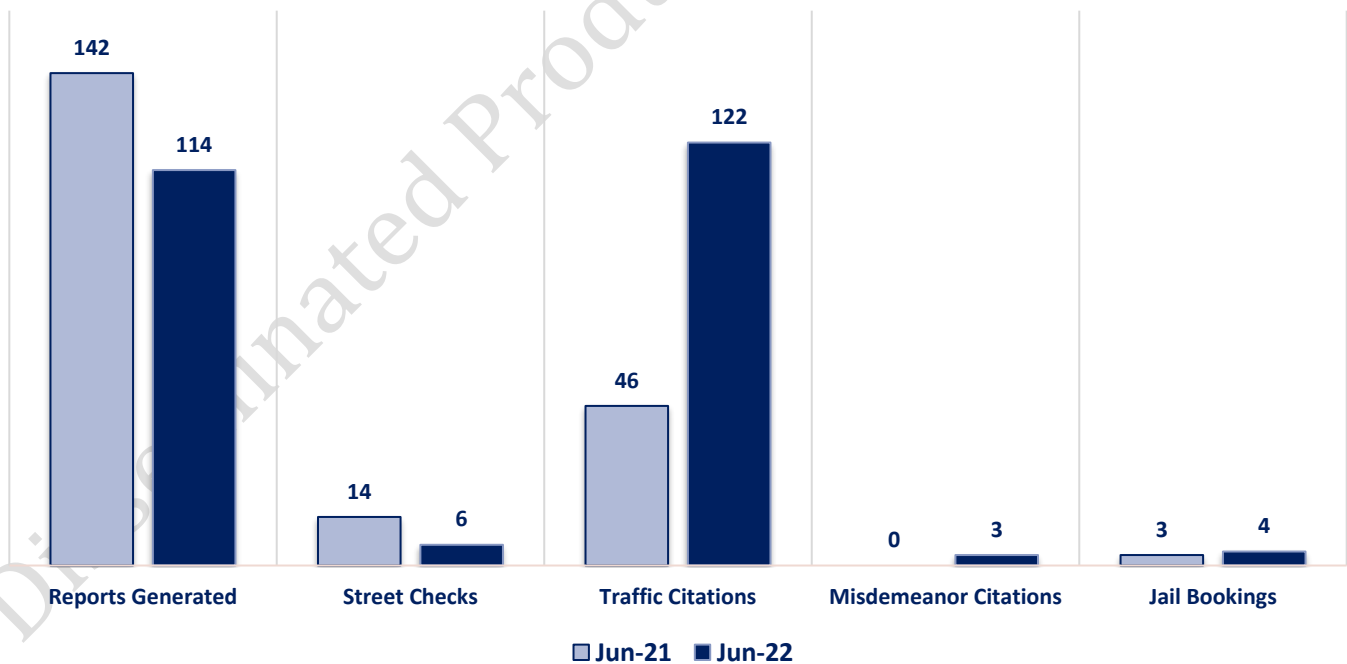
Extended CompStat Offenses



Non-UCR Offenses

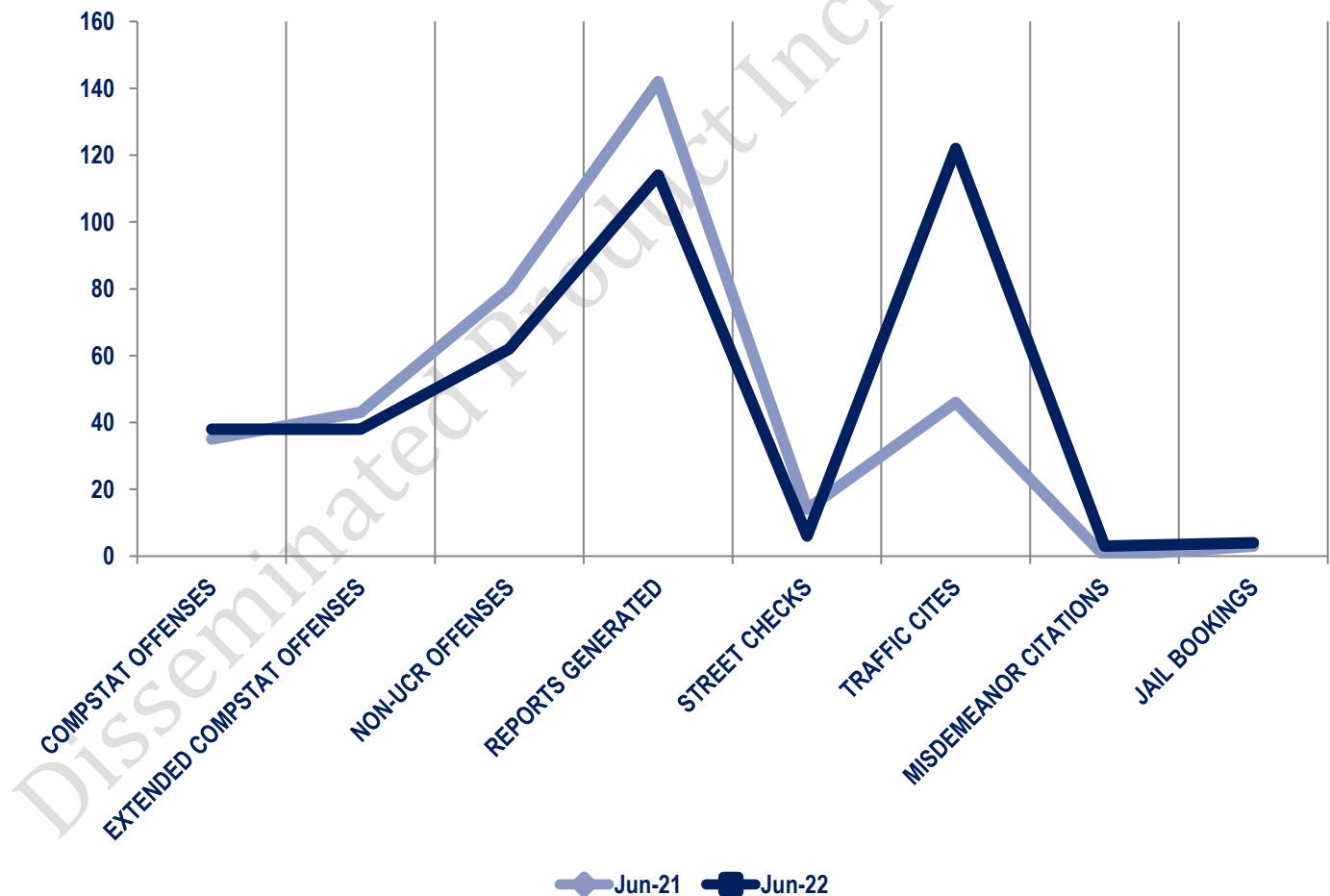


Other Event Totals



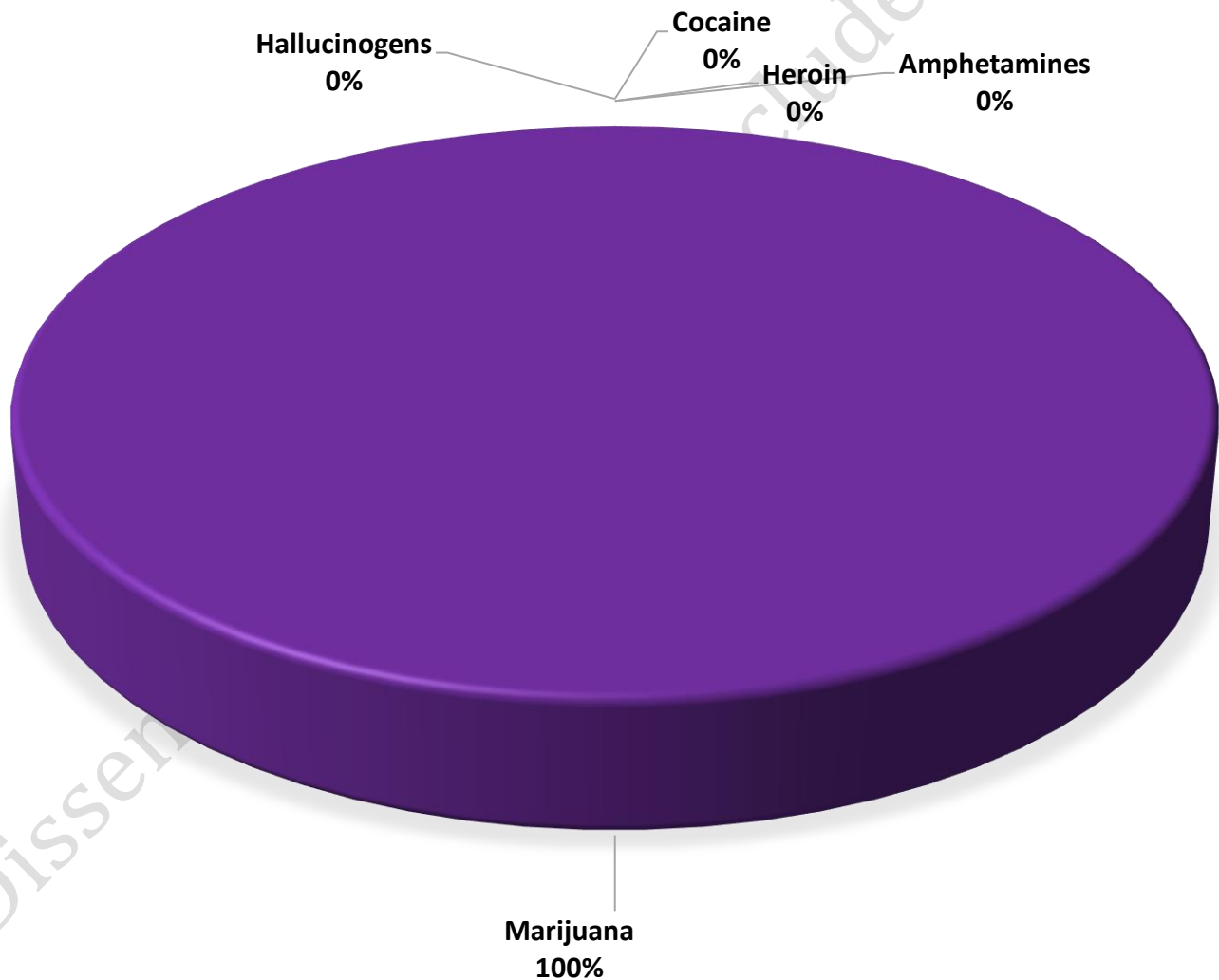
Combined Offense/Event Trends

	JUNE 2021	JUNE 2022
CompStat Offenses	35	38
Extended CompStat Offenses	43	38
Non-UCR Offenses	80	62
Reports Generated	142	114
Street Checks	14	6
Traffic Cites	46	122
Misdemeanor Citations	0	3
Jail Bookings	3	4

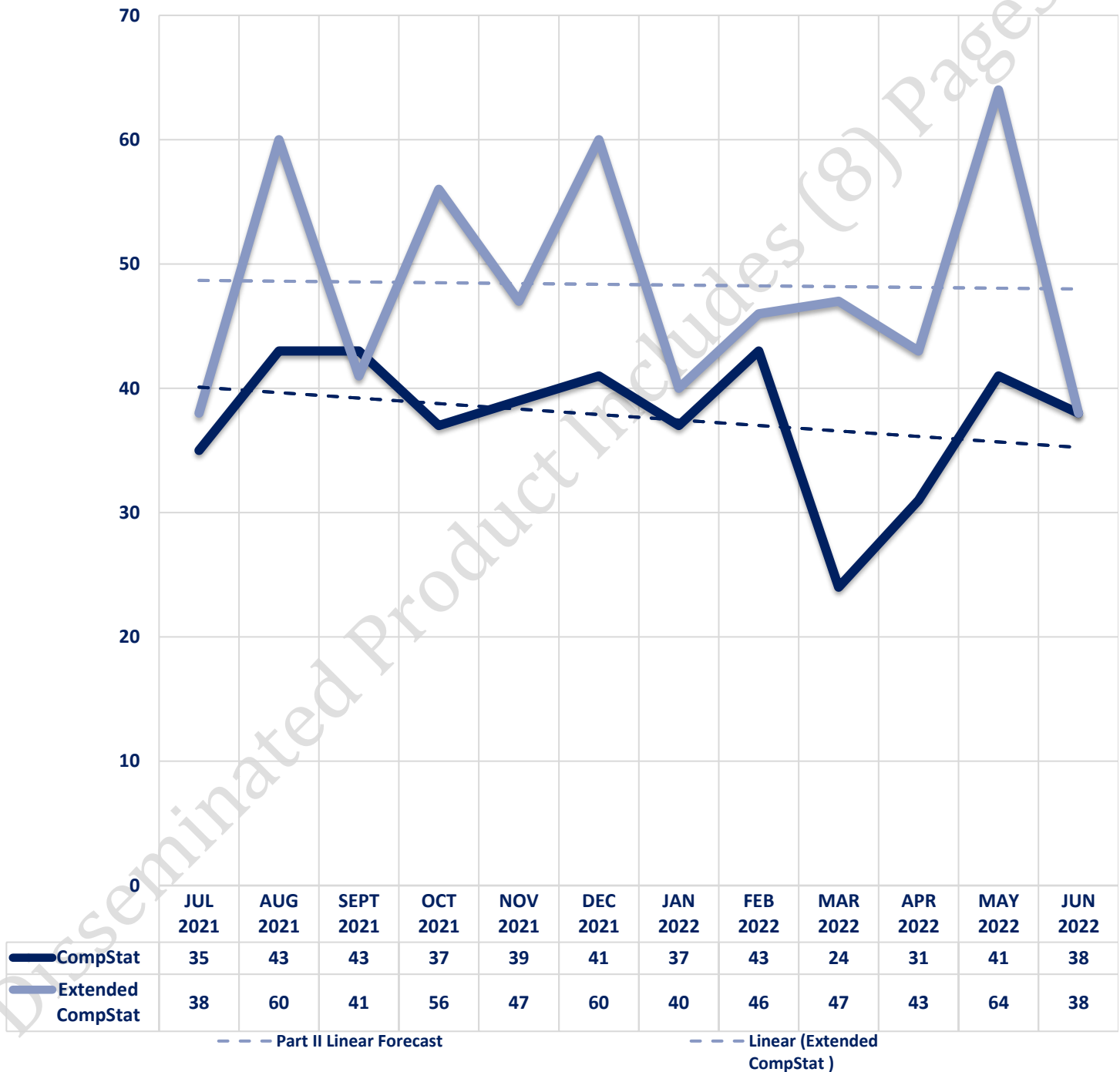


Seized Drugs

TYPE	DOSES	STREET VALUE
Cocaine	0.0	\$ -
Heroin	0.0	\$ -
Marijuana	24.5	\$ 81.39
Hallucinogens	0.0	\$ -
Amphetamines	0.0	\$ -
TOTAL	24.5	\$ 81.39



CompStat & Extended CompStat Offenses - One Year





CITY COUNCIL DISTRICT #6

MONTHLY OFFENSE SUMMARY

July 2022

These figures represent preliminary counts of original Police Incident Reports and include all offenses within the above listed City Council District only. Full statistical analysis to determine the confidence level of this data has not been performed. The results contained herein are approximate in relation to the listed area and may not fully coincide with data shown in other areas of SLCPD's Crime Statistics page such as Calls for Service, Crimes Trending, and Crime Reports due to and reflective of departmental procedures that were in place at the time the event occurred and the date this data was compiled. Results displayed are not distinguished as attempted or completed crimes, do not include other calls for police service, and only represent police service where a report was made. Police Incident Reports are classified by primary offense categories as defined by the Uniform Crime Reporting (UCR) system, however for this report all offenses are included, and each incident may have more than one offense listed on it. In cases where there is more than one offense listed, all offenses are counted individually. Although every reasonable verification effort is made, the accuracy of any data is subject to the constraints of the report generation process as well as the manner, format, and point in time of any query.

COMPSTAT OFFENSES: (Part I)

Chosen by the FBI as Part I Offenses because they are serious crimes that occur with regularity in all areas of the country and are likely to be reported to Police.

EXTENDED COMPSTAT OFFENSES: (Part II)

All other crimes other than the eight CompStat Offenses. The Uniform Crime Reporting Program gathers only arrest data for these offenses, however, SLCPD results displayed in this document display all of these, regardless of the presence of arrest data.

ALL OTHER OFFENSES:

Under the Extended CompStat Offense section, 'All Other Offenses' include Peeping Tom, Trespass, Kidnap/Abduction, Pornography, Extortion/Blackmail, Bribery, Warrants, Sexual Offenses, Obstruction, Public Peace, and Hit & Run.

NON-UCR OFFENSES:

Non-UCR Offenses include reports for all other offenses not classified as a CompStat or Extended CompStat Offense. Results displayed separate some of these offenses such as Ambulance Calls, Deaths, Missing Persons, Suicides, Suspicious Activity, and Traffic Accidents.

ALL OTHER NON-UCR:

Under the Non-UCR category, 'All Other' include the remainder of offenses not classified as CompStat or CompStat Extended and not separated from the Non-UCR Offenses. These include things such as Loud Parties, Barking Dogs, Mentally Ill Subjects, Citizen Assistance, etc.

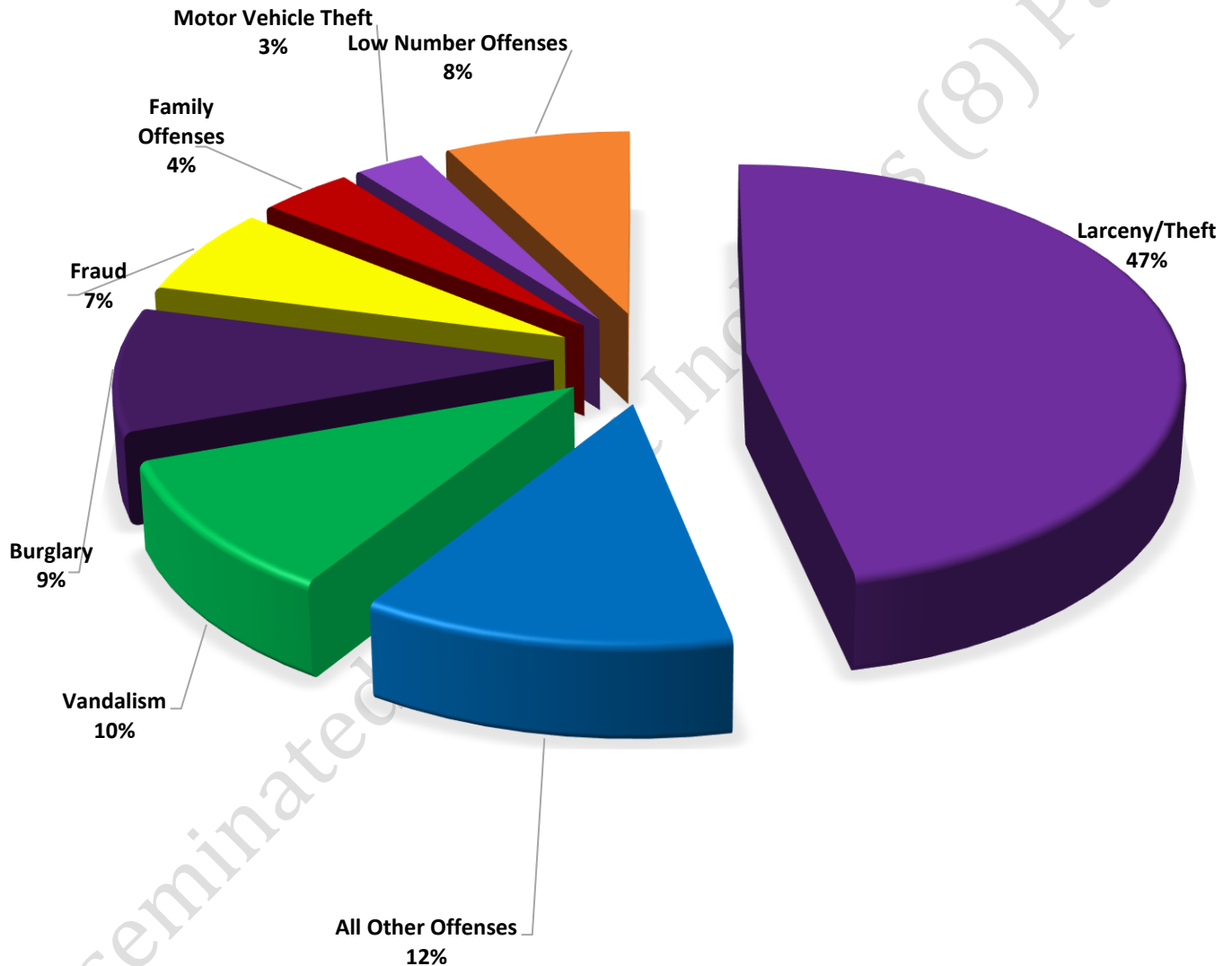
LOW NUMBER OFFENSES:

On page two, in the interest of space and allowing for easier viewing, the category titled 'Low Number Offenses' include CompStat and Extended CompStat Offenses from page one that have totals under the amount of 3.

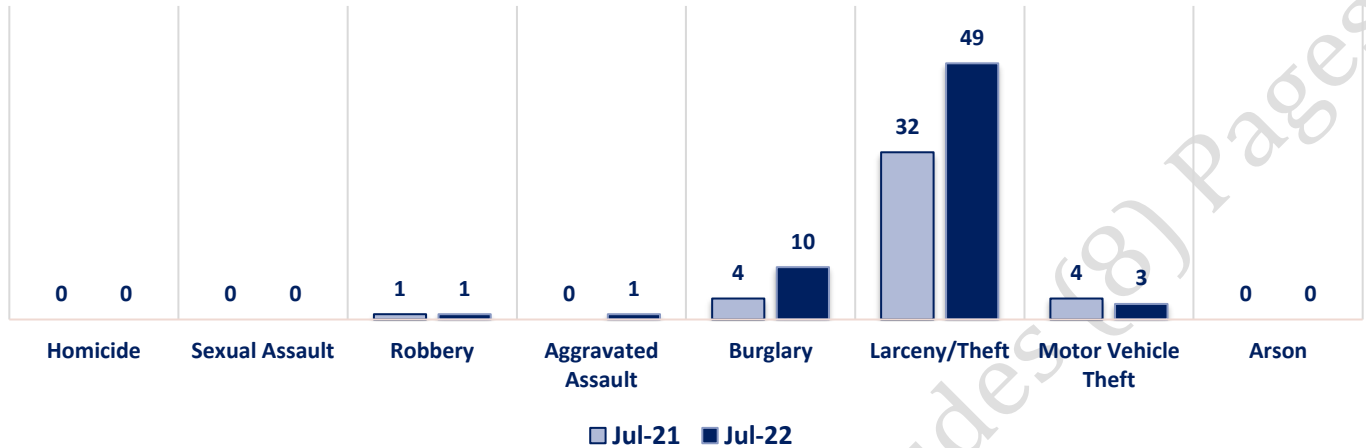
Offenses

COMPSTAT OFFENSES	VIOLENT	Offense	Jul-21	Jul-22	EXTENDED COMPSTAT OFFENSES
		Homicide	0	0	
		Sexual Assault	0	0	
		Robbery	1	1	
		Aggravated Assault	0	1	
		Burglary	4	10	
		Larceny/Theft	32	49	
		Motor Vehicle Theft	4	3	
		Arson	0	0	
NON-UCR OFFENSES	PROPERTY	COMPSTAT TOTALS	41	64	
		Ambulance Calls	3	3	
		Deaths	3	3	
		Missing Persons	1	1	
		Suicides	2	0	
		Suspicious Activity	7	2	
		Traffic Accidents	15	23	
		All Other	42	29	
		NON-UCR TOTALS	73	61	
TOTALS		COMPSTAT OFFENSES	41	64	
		EXTENDED COMPSTAT OFFENSES	43	41	
		NON-UCR OFFENSES	73	61	
		TOTAL	157	166	
		Other Assaults	4	3	
		Forgery/Counterfeiting	1	1	
		Fraud	4	7	
		Embezzlement	0	0	
		Stolen Property	1	0	
		Vandalism	6	11	
		Weapons	1	0	
		Prostitution	0	0	
		Sex Offenses	2	0	
		Drug Abuse	3	0	
		Gambling	0	0	
		Family Offenses	3	4	
		DUI	1	2	
		Liquor Laws	0	0	
		Drunkenness	0	0	
		Disorderly Conduct	0	0	
		All Other Offenses	17	13	
		Curfew/Loitering	0	0	
		EXTENDED COMPSTAT TOTALS	43	41	

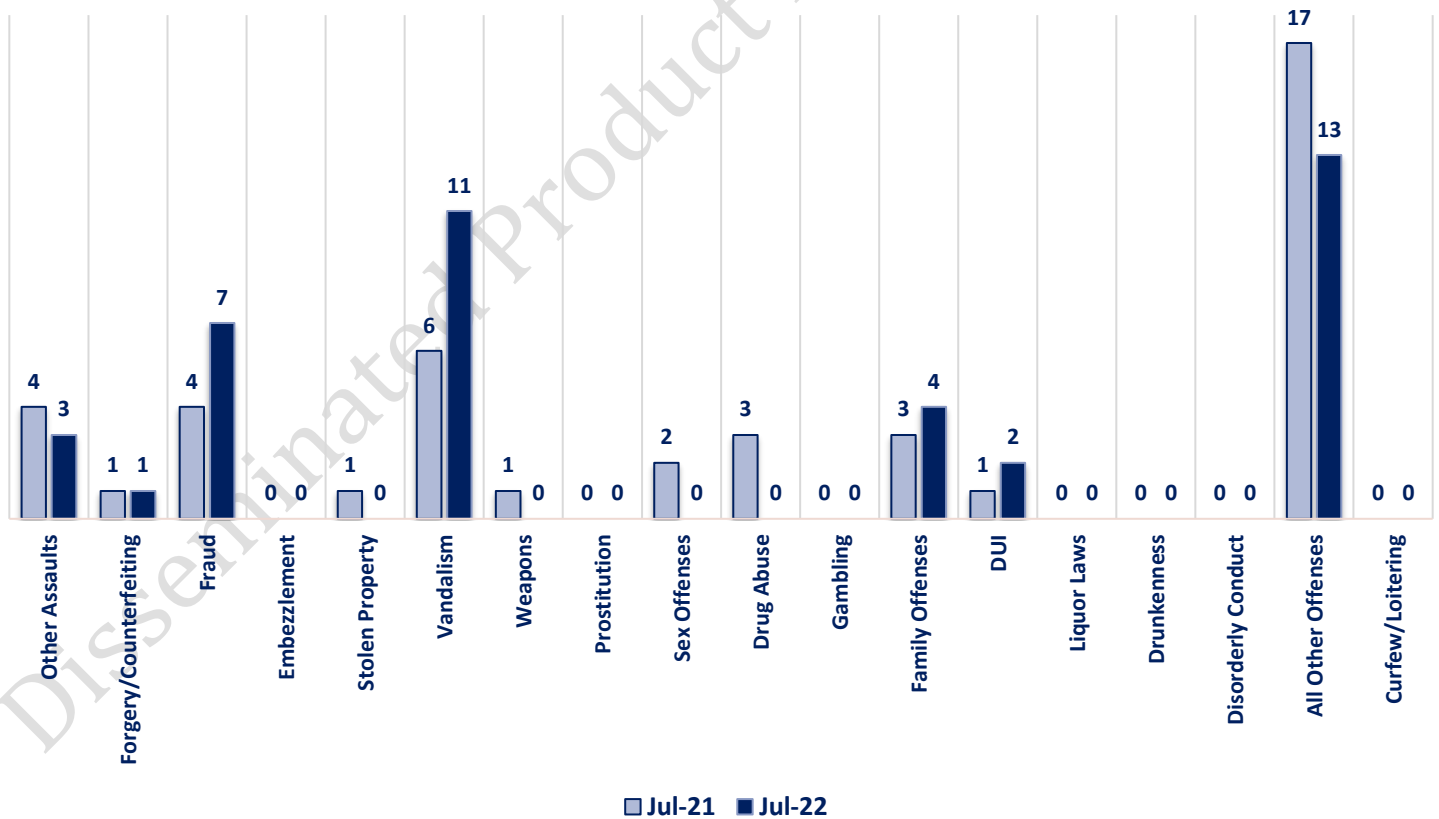
JULY 2022 - COMPSTAT AND EXTENDED COMPSTAT OFFENSE PERCENTAGES



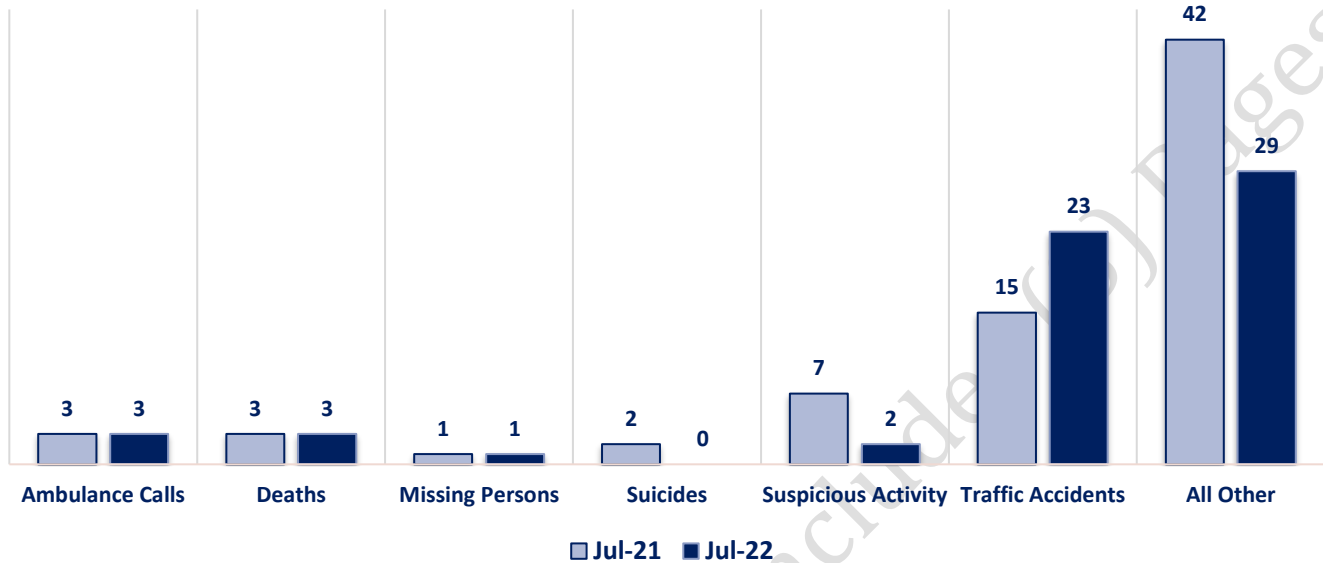
CompStat Offenses



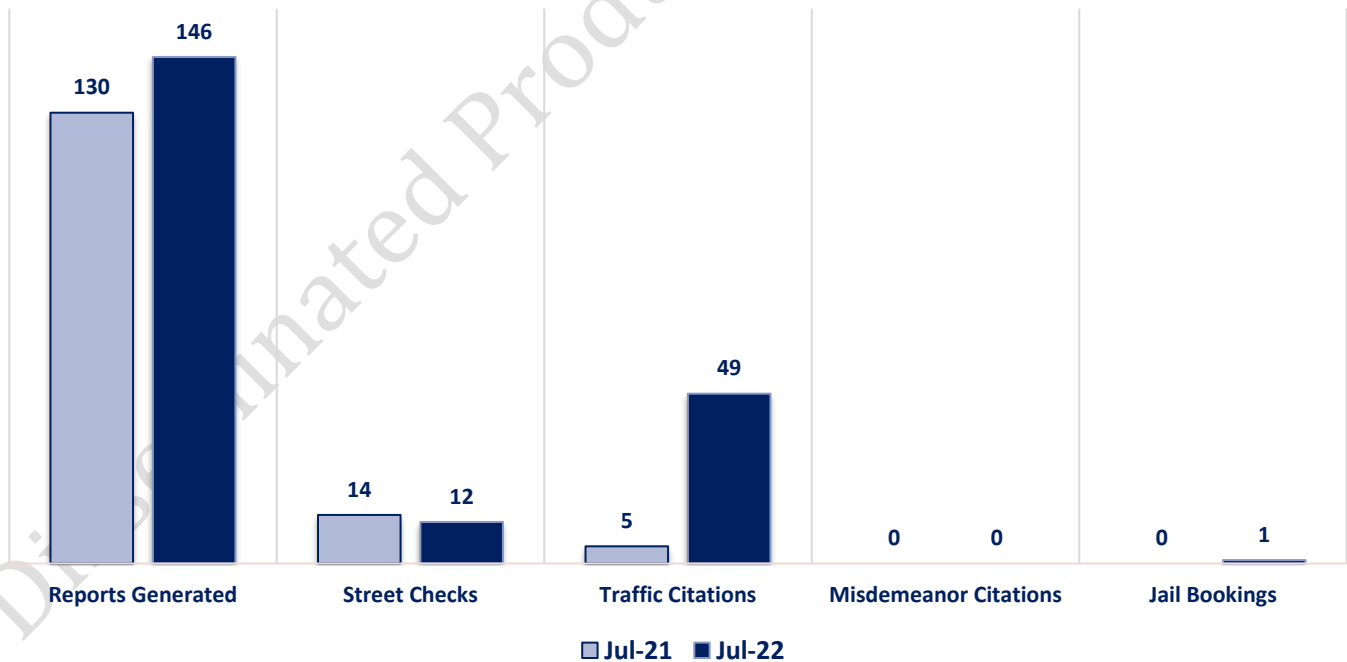
Extended CompStat Offenses



Non-UCR Offenses

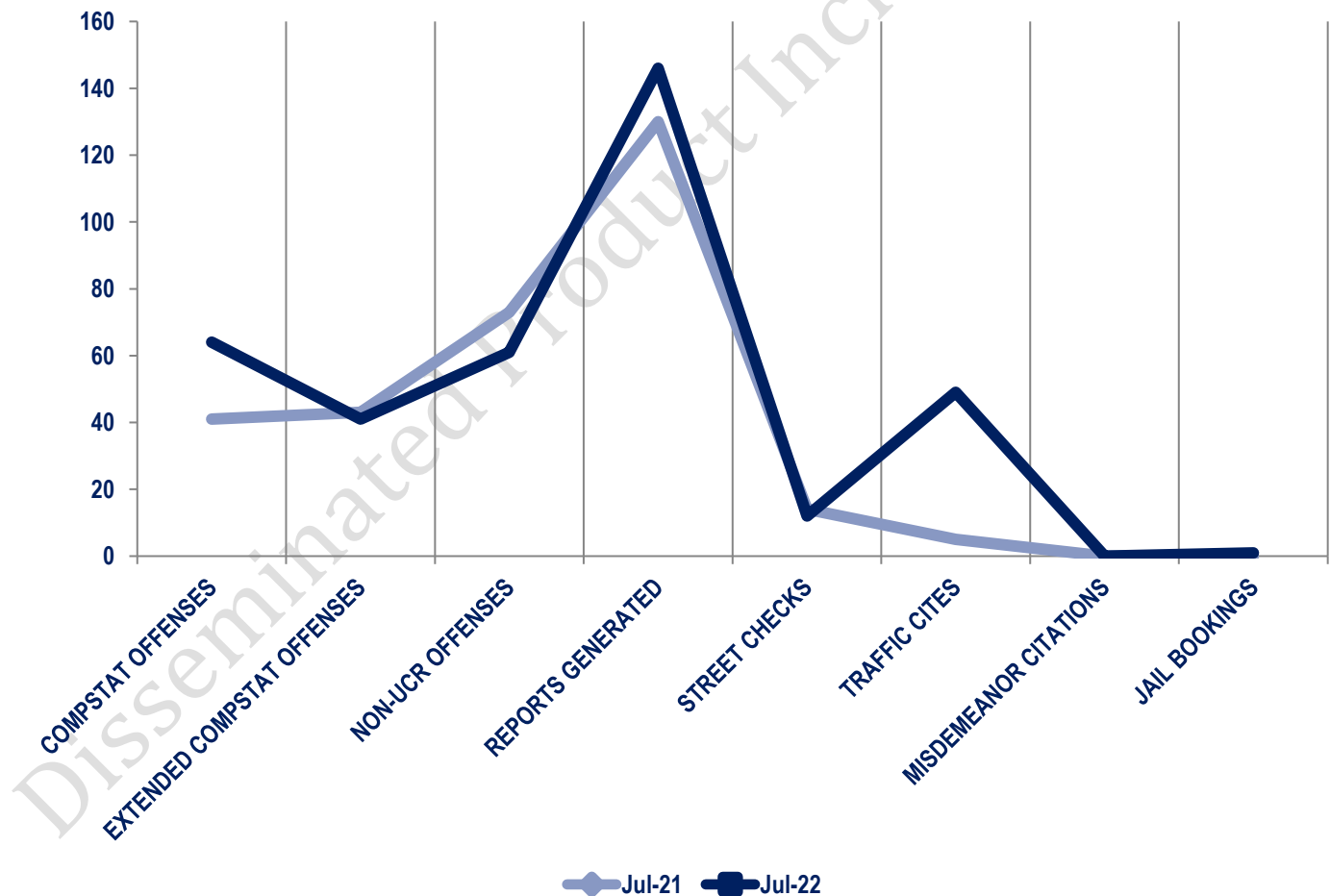


Other Event Totals



Combined Offense/Event Trends

	JULY 2021	JULY 2022
CompStat Offenses	41	64
Extended CompStat Offenses	43	41
Non-UCR Offenses	73	61
Reports Generated	130	146
Street Checks	14	12
Traffic Cites	5	49
Misdemeanor Citations	0	0
Jail Bookings	0	1

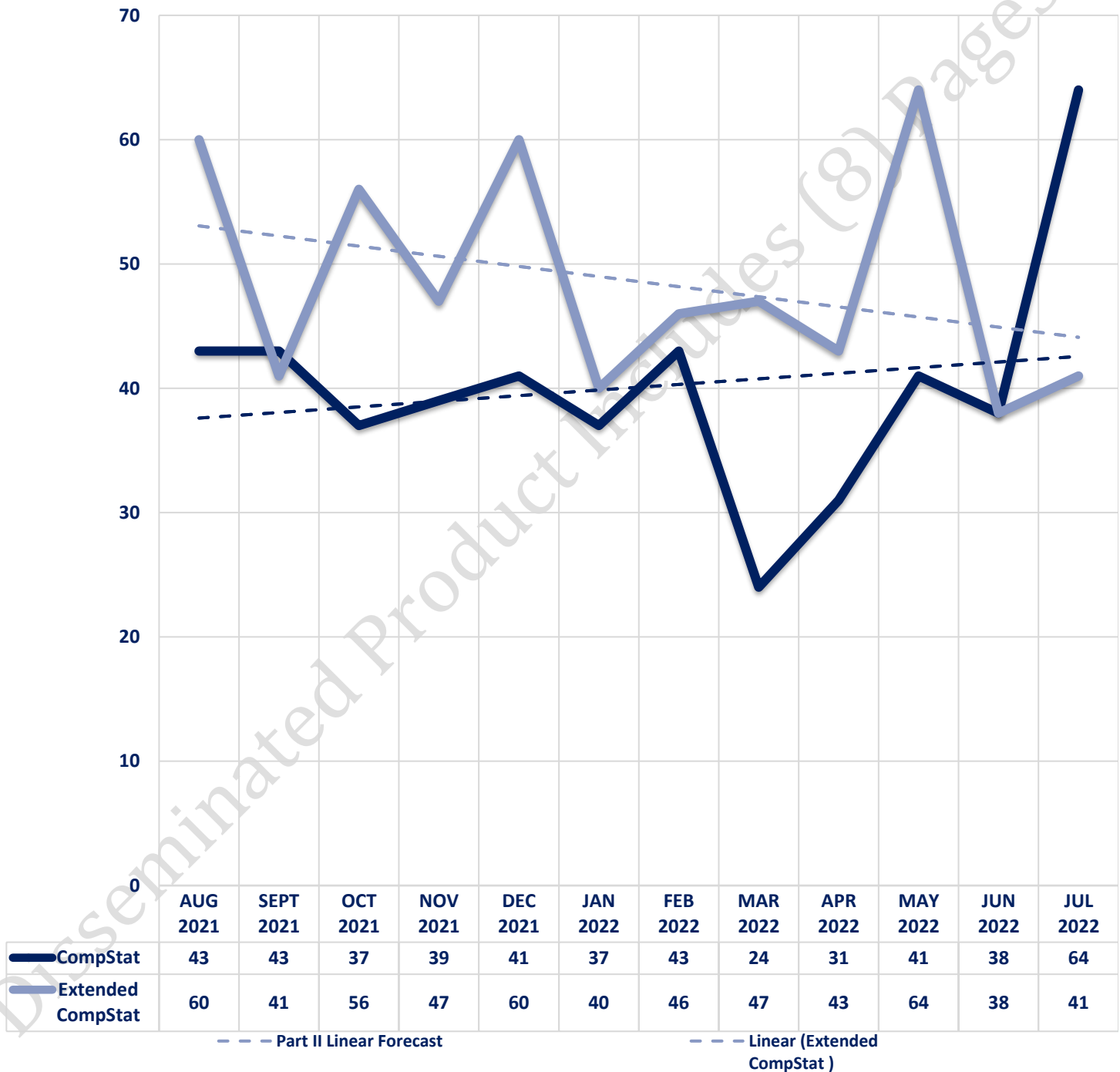


Seized Drugs

TYPE	DOSES	STREET VALUE
Cocaine	0.0	\$ -
Heroin	0.0	\$ -
Marijuana	0.0	\$ -
Hallucinogens	0.0	\$ -
Amphetamines	0.0	\$ -
TOTAL	0.0	\$ -

No Data Found

CompStat & Extended CompStat Offenses - One Year





CITY COUNCIL DISTRICT #6

MONTHLY OFFENSE SUMMARY

August 2022

These figures represent preliminary counts of original Police Incident Reports and include all offenses within the above listed City Council District only. Full statistical analysis to determine the confidence level of this data has not been performed. The results contained herein are approximate in relation to the listed area and may not fully coincide with data shown in other areas of SLCPD's Crime Statistics page such as Calls for Service, Crimes Trending, and Crime Reports due to and reflective of departmental procedures that were in place at the time the event occurred and the date this data was compiled. Results displayed are not distinguished as attempted or completed crimes, do not include other calls for police service, and only represent police service where a report was made. Police Incident Reports are classified by primary offense categories as defined by the Uniform Crime Reporting (UCR) system, however for this report all offenses are included, and each incident may have more than one offense listed on it. In cases where there is more than one offense listed, all offenses are counted individually. Although every reasonable verification effort is made, the accuracy of any data is subject to the constraints of the report generation process as well as the manner, format, and point in time of any query.

COMPSTAT OFFENSES: (Part I)

Chosen by the FBI as Part I Offenses because they are serious crimes that occur with regularity in all areas of the country and are likely to be reported to Police.

EXTENDED COMPSTAT OFFENSES: (Part II)

All other crimes other than the eight CompStat Offenses. The Uniform Crime Reporting Program gathers only arrest data for these offenses, however, SLCPD results displayed in this document display all of these, regardless of the presence of arrest data.

ALL OTHER OFFENSES:

Under the Extended CompStat Offense section, 'All Other Offenses' include Peeping Tom, Trespass, Kidnap/Abduction, Pornography, Extortion/Blackmail, Bribery, Warrants, Sexual Offenses, Obstruction, Public Peace, and Hit & Run.

NON-UCR OFFENSES:

Non-UCR Offenses include reports for all other offenses not classified as a CompStat or Extended CompStat Offense. Results displayed separate some of these offenses such as Ambulance Calls, Deaths, Missing Persons, Suicides, Suspicious Activity, and Traffic Accidents.

ALL OTHER NON-UCR:

Under the Non-UCR category, 'All Other' include the remainder of offenses not classified as CompStat or CompStat Extended and not separated from the Non-UCR Offenses. These include things such as Loud Parties, Barking Dogs, Mentally Ill Subjects, Citizen Assistance, etc.

LOW NUMBER OFFENSES:

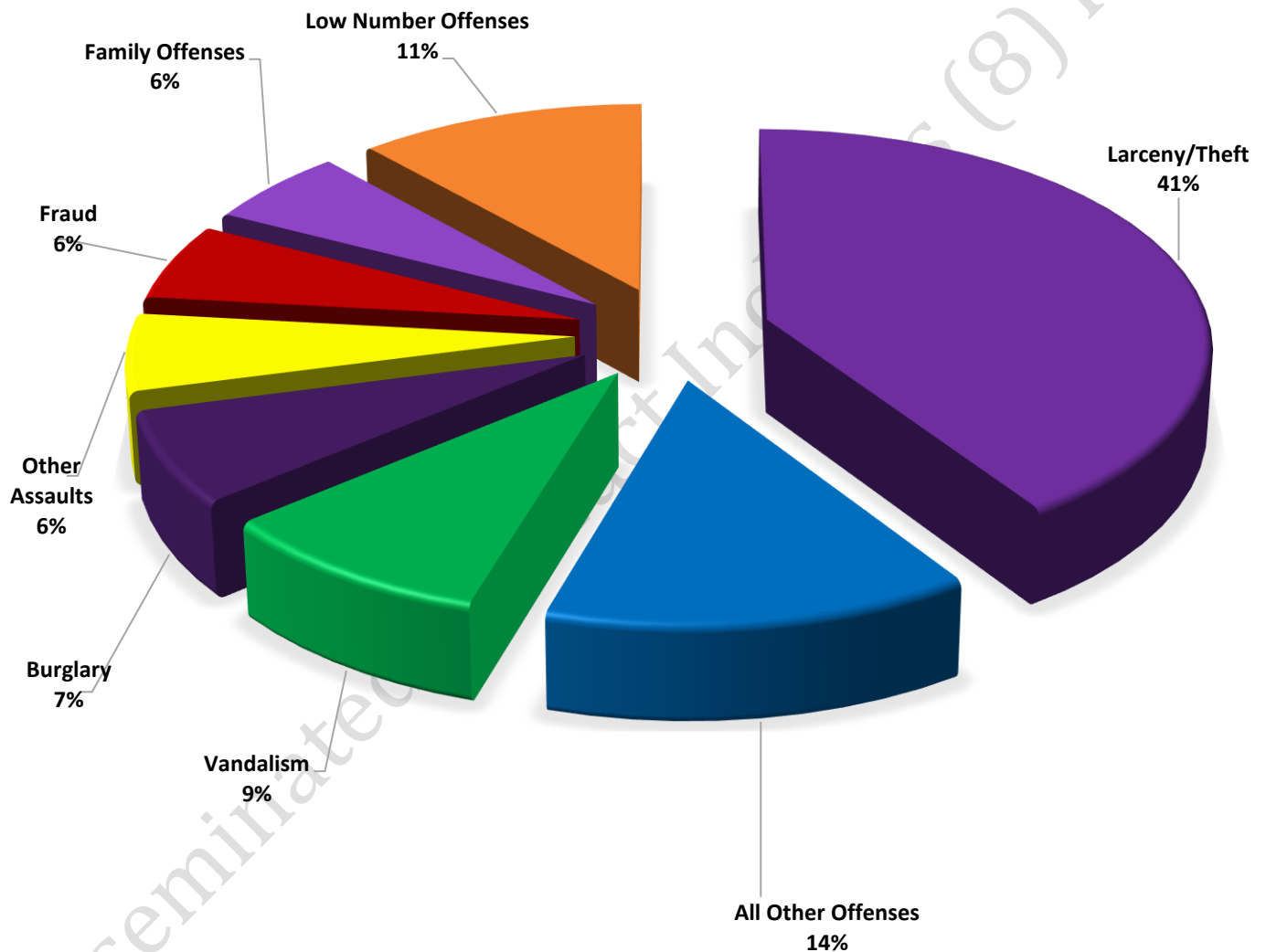
On page two, in the interest of space and allowing for easier viewing, the category titled 'Low Number Offenses' include CompStat and Extended CompStat Offenses from page one that have totals under the amount of 4.

Offenses

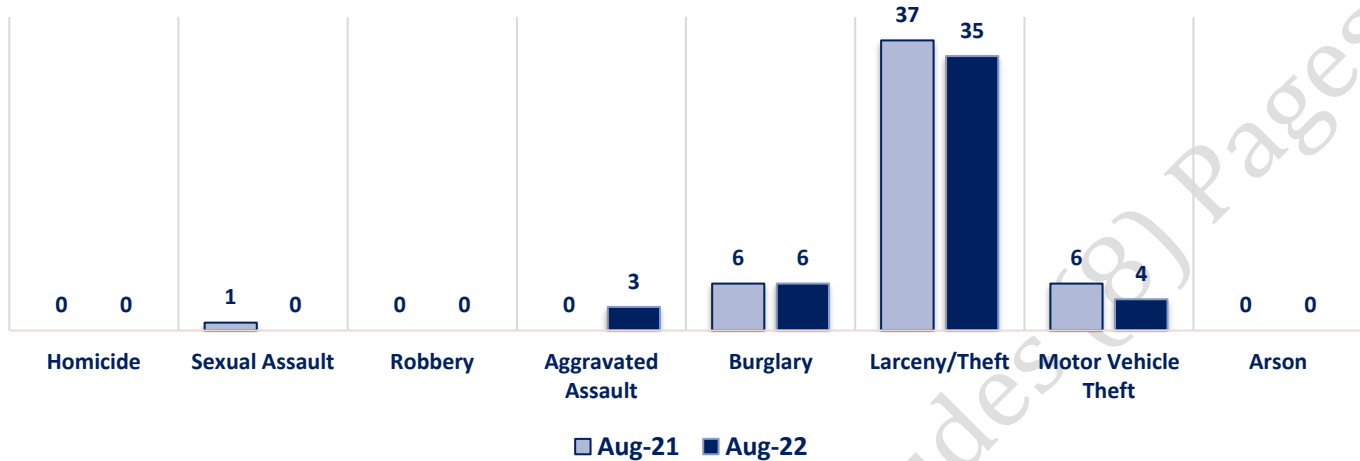
COMPSTAT OFFENSES	VIOLENT	Offense	Aug-21	Aug-22	EXTENDED COMPSTAT OFFENSES
		Homicide	0	0	
		Sexual Assault	1	0	
		Robbery	0	0	
		Aggravated Assault	0	3	
		Burglary	6	6	
		Larceny/Theft	37	35	
		Motor Vehicle Theft	6	4	
		Arson	0	0	
NON-UCR OFFENSES	PROPERTY	COMPSTAT TOTALS	50	48	
		Ambulance Calls	3	3	
		Deaths	0	3	
		Missing Persons	3	1	
		Suicides	1	1	
		Suspicious Activity	4	4	
		Traffic Accidents	29	28	
		All Other	35	20	
		NON-UCR TOTALS	75	60	
TOTALS		COMPSTAT OFFENSES	50	48	
		EXTENDED COMPSTAT OFFENSES	66	38	
		NON-UCR OFFENSES	75	60	
		TOTAL	191	146	

OFFENSE	Aug-21	Aug-22
Other Assaults	6	5
Forgery/Counterfeiting	1	0
Fraud	3	5
Embezzlement	0	0
Stolen Property	1	0
Vandalism	11	8
Weapons	1	0
Prostitution	0	0
Sex Offenses	1	0
Drug Abuse	1	0
Gambling	0	0
Family Offenses	4	5
DUI	5	0
Liquor Laws	0	1
Drunkenness	2	1
Disorderly Conduct	1	1
All Other Offenses	29	12
Curfew/Loitering	0	0
EXTENDED COMPSTAT TOTALS	66	38

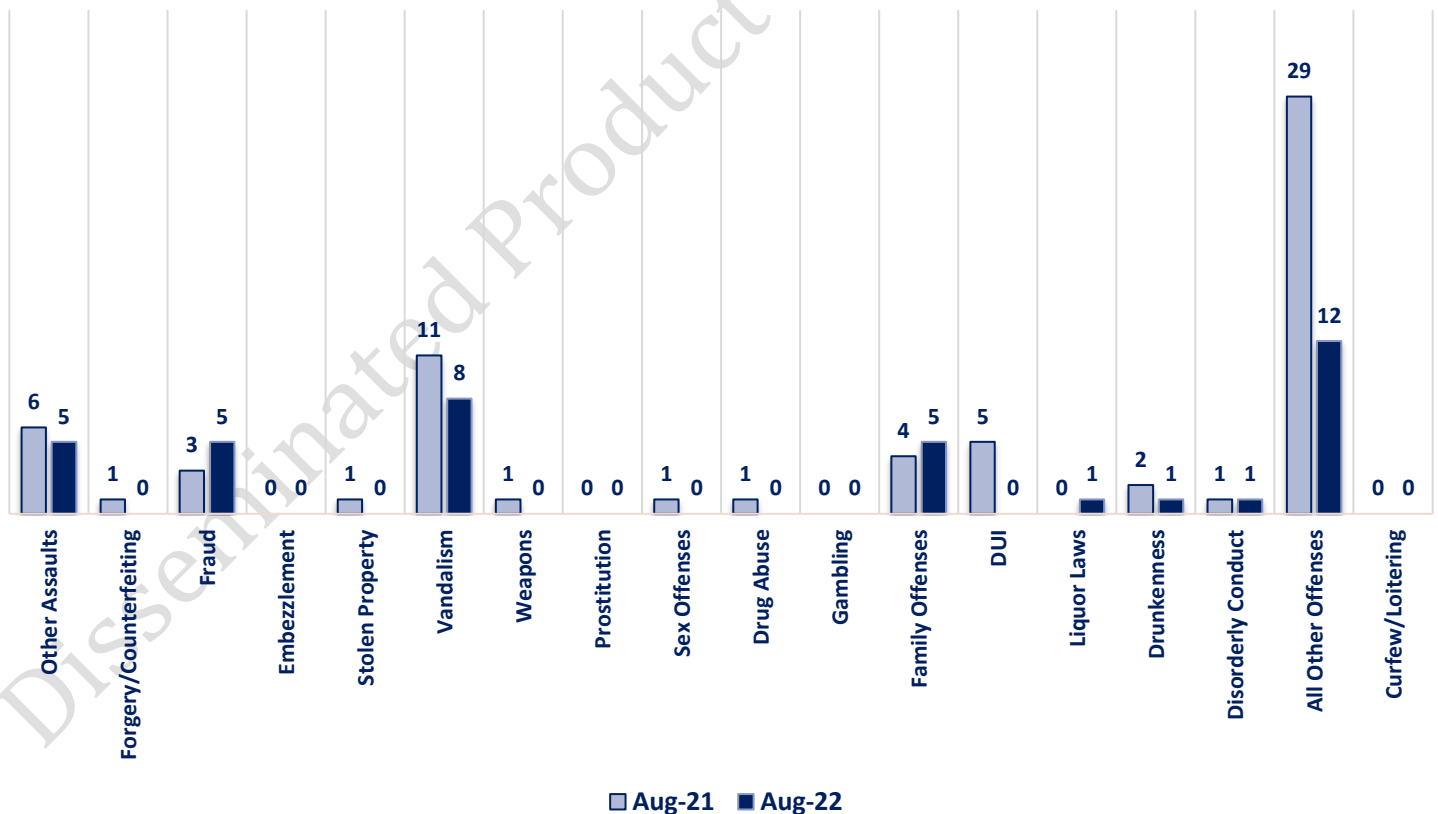
**AUGUST 2022 - COMPSTAT AND EXTENDED COMPSTAT
OFFENSE PERCENTAGES**



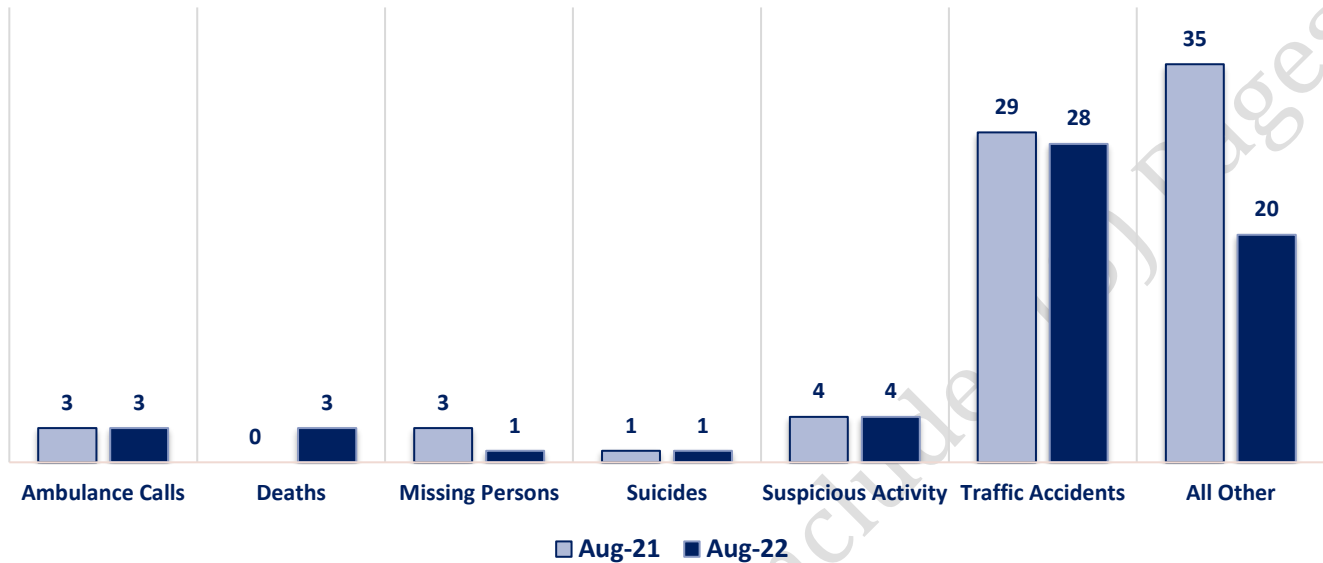
CompStat Offenses



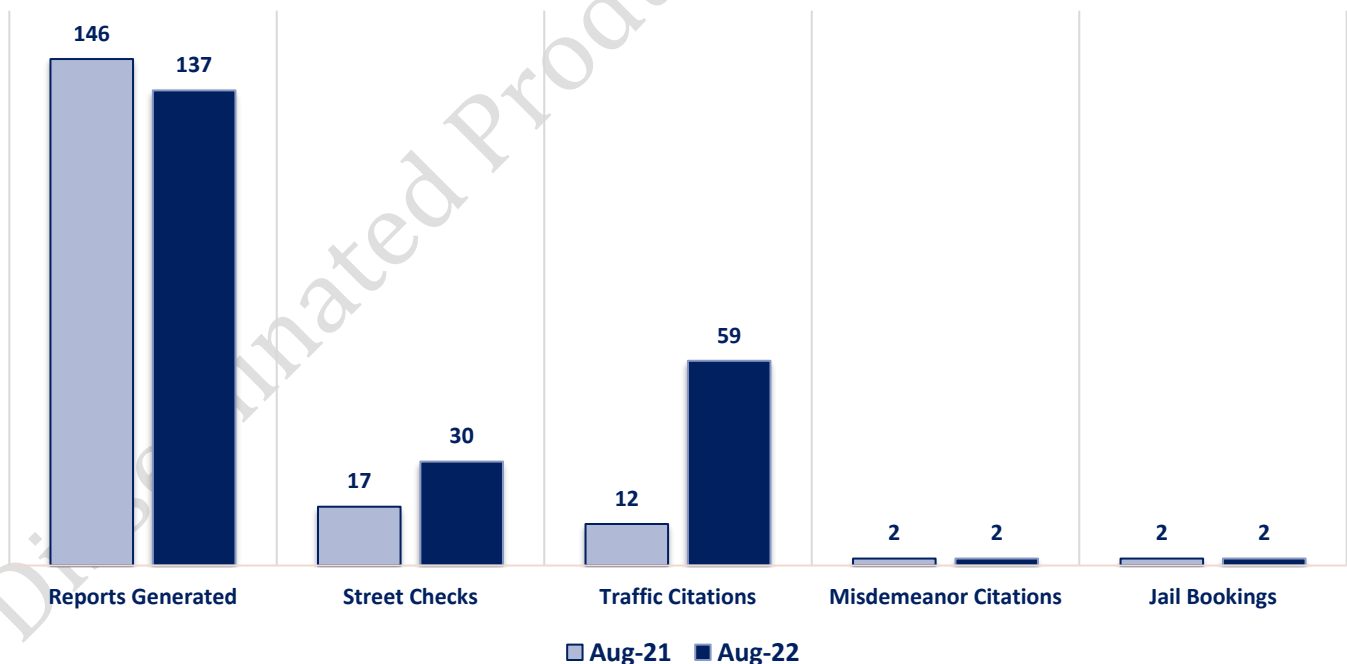
Extended CompStat Offenses



Non-UCR Offenses



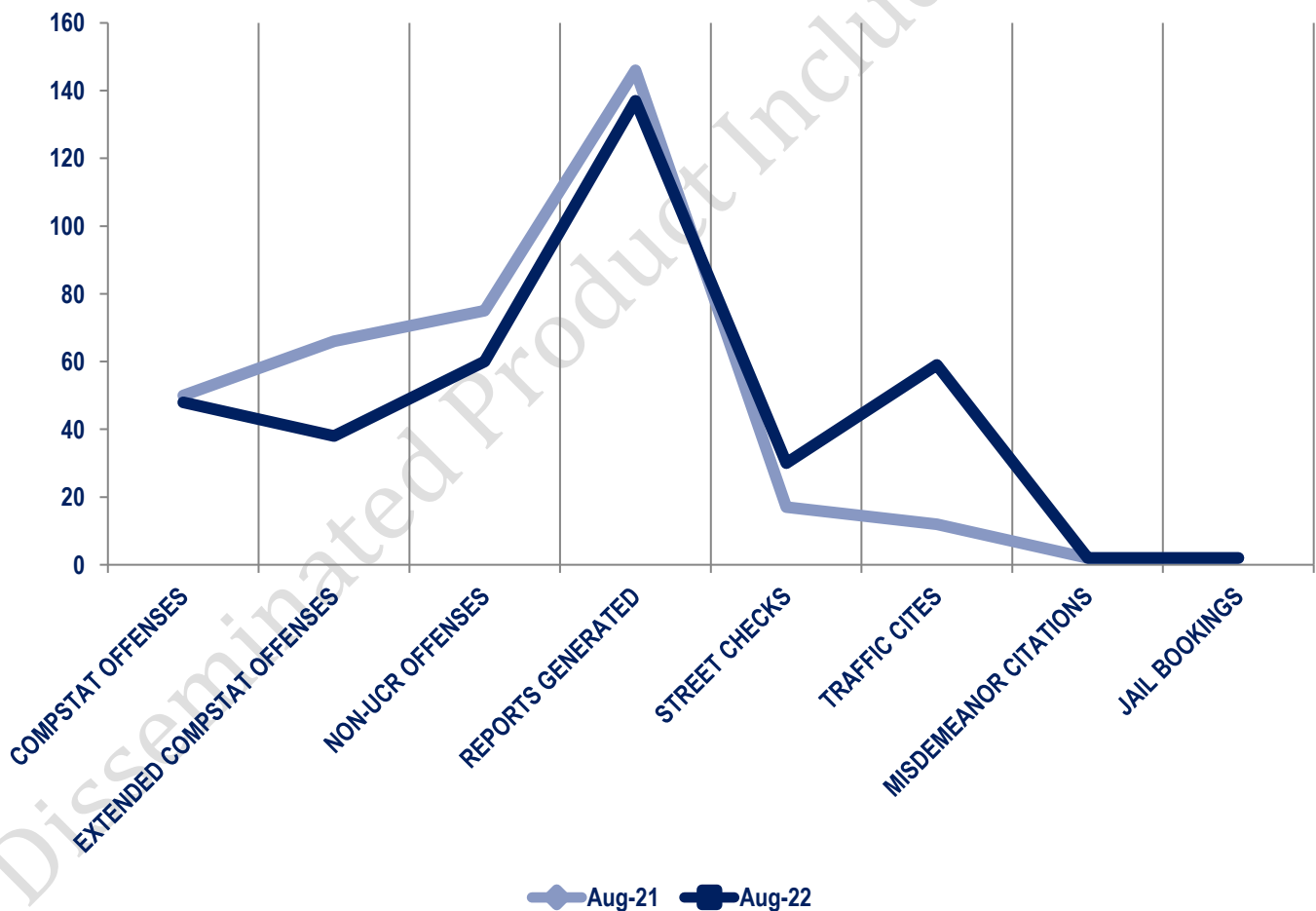
Other Event Totals



Combined Offense/Event Trends

*Street checks include private impounds

	AUG 2021	AUG 2022
CompStat Offenses	338	237
Extended CompStat Offenses	563	659
Non-UCR Offenses	369	368
Reports Generated	980	972
Street Checks	106	142
Traffic Cites	40	132
Misdemeanor Citations	83	85
Jail Bookings	56	106

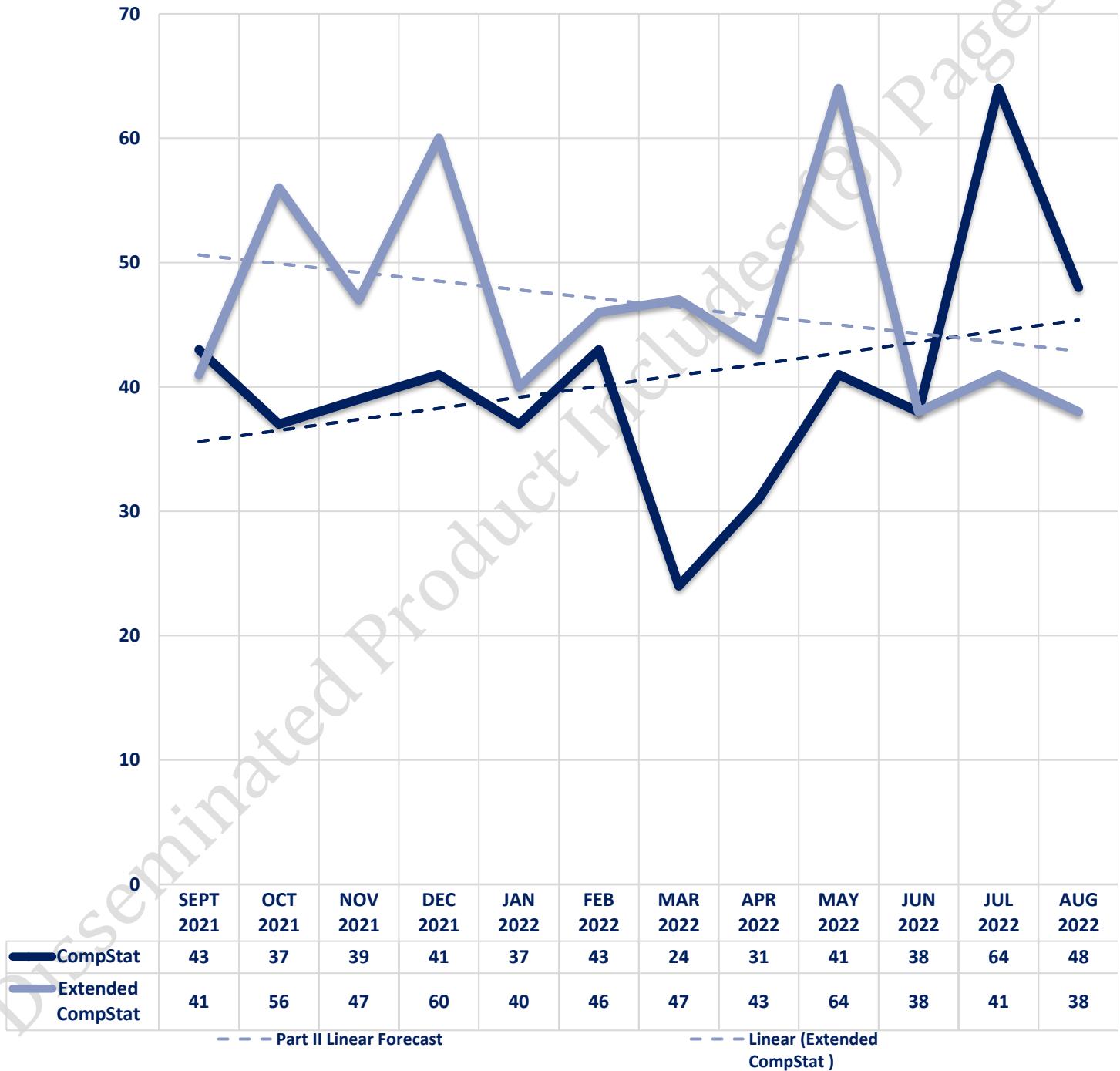


Seized Drugs

TYPE	DOSES	STREET VALUE	
Cocaine	1014.0	\$	7,098.00
Heroin	1989.6	\$	14,822.52
Marijuana	1073.9	\$	3,565.40
Hallucinogens	20.9	\$	41.86
Amphetamines	1317.2	\$	9,220.40
TOTAL	5415.6	\$	34,748.19

No Data Found

CompStat & Extended CompStat Offenses - One Year





CITY COUNCIL DISTRICT #6

MONTHLY OFFENSE SUMMARY

September 2022

These figures represent preliminary counts of original Police Incident Reports and include all offenses within the above listed City Council District only. Full statistical analysis to determine the confidence level of this data has not been performed. The results contained herein are approximate in relation to the listed area and may not fully coincide with data shown in other areas of SLCPD's Crime Statistics page such as Calls for Service, Crimes Trending, and Crime Reports due to and reflective of departmental procedures that were in place at the time the event occurred and the date this data was compiled. Results displayed are not distinguished as attempted or completed crimes, do not include other calls for police service, and only represent police service where a report was made. Police Incident Reports are classified by primary offense categories as defined by the Uniform Crime Reporting (UCR) system, however for this report all offenses are included, and each incident may have more than one offense listed on it. In cases where there is more than one offense listed, all offenses are counted individually. Although every reasonable verification effort is made, the accuracy of any data is subject to the constraints of the report generation process as well as the manner, format, and point in time of any query.

COMPSTAT OFFENSES: (Part I)

Chosen by the FBI as Part I Offenses because they are serious crimes that occur with regularity in all areas of the country and are likely to be reported to Police.

EXTENDED COMPSTAT OFFENSES: (Part II)

All other crimes other than the eight CompStat Offenses. The Uniform Crime Reporting Program gathers only arrest data for these offenses, however, SLCPD results displayed in this document display all of these, regardless of the presence of arrest data.

ALL OTHER OFFENSES:

Under the Extended CompStat Offense section, 'All Other Offenses' include Peeping Tom, Trespass, Kidnap/Abduction, Pornography, Extortion/Blackmail, Bribery, Warrants, Sexual Offenses, Obstruction, Public Peace, and Hit & Run.

NON-UCR OFFENSES:

Non-UCR Offenses include reports for all other offenses not classified as a CompStat or Extended CompStat Offense. Results displayed separate some of these offenses such as Ambulance Calls, Deaths, Missing Persons, Suicides, Suspicious Activity, and Traffic Accidents.

ALL OTHER NON-UCR:

Under the Non-UCR category, 'All Other' include the remainder of offenses not classified as CompStat or CompStat Extended and not separated from the Non-UCR Offenses. These include things such as Loud Parties, Barking Dogs, Mentally Ill Subjects, Citizen Assistance, etc.

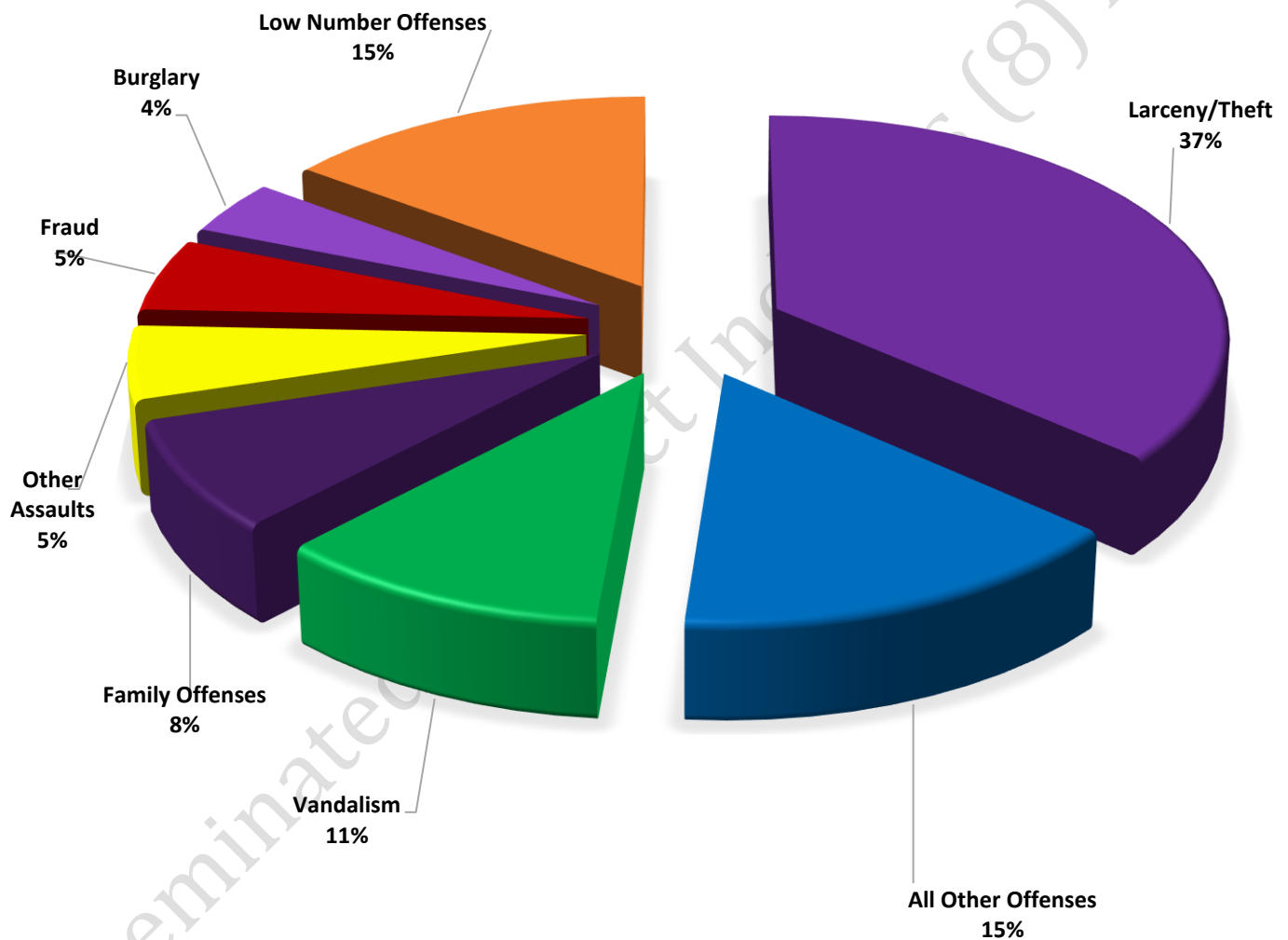
LOW NUMBER OFFENSES:

On page two, in the interest of space and allowing for easier viewing, the category titled 'Low Number Offenses' include CompStat and Extended CompStat Offenses from page one that have totals under the amount of 2.

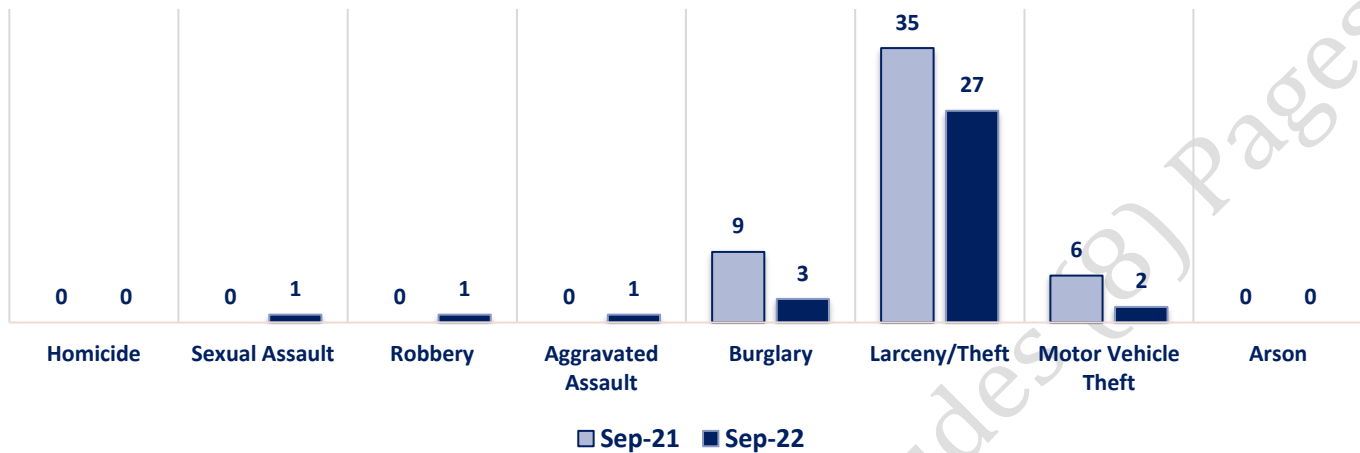
Offenses

COMPSTAT OFFENSES	VIOLENT	Offense	Sept-21	Sept-22	OFFENSE	Sept-21	Sept-22
		Homicide	0	0	Other Assaults	5	4
	Sexual Assault	0	1	Forgery/Counterfeiting	1	0	
	Robbery	0	1	Fraud	7	4	
	Aggravated Assault	0	1	Embezzlement	0	0	
	PROPERTY	Burglary	9	3	Stolen Property	1	0
		Larceny/Theft	35	27	Vandalism	1	8
		Motor Vehicle Theft	6	2	Weapons	0	1
		Arson	0	0	Prostitution	0	0
	COMPSTAT TOTALS	50	35	Sex Offenses	1	0	
	NON-UCR OFFENSES	Ambulance Calls	0	1	Drug Abuse	0	1
		Deaths	2	1	Gambling	0	0
Missing Persons		3	2	Family Offenses	5	6	
Suicides		0	0	DUI	1	2	
Suspicious Activity		9	2	Liquor Laws	1	0	
Traffic Accidents		32	33	Drunkenness	0	0	
All Other		24	27	Disorderly Conduct	1	2	
NON-UCR TOTALS		70	66	All Other Offenses	19	11	
TOTALS	COMPSTAT OFFENSES	50	35	Curfew/Loitering	0	0	
	EXTENDED COMPSTAT OFFENSES	43	39	EXTENDED COMPSTAT TOTALS	43	39	
	NON-UCR OFFENSES	70	66				
	TOTAL	163	140				

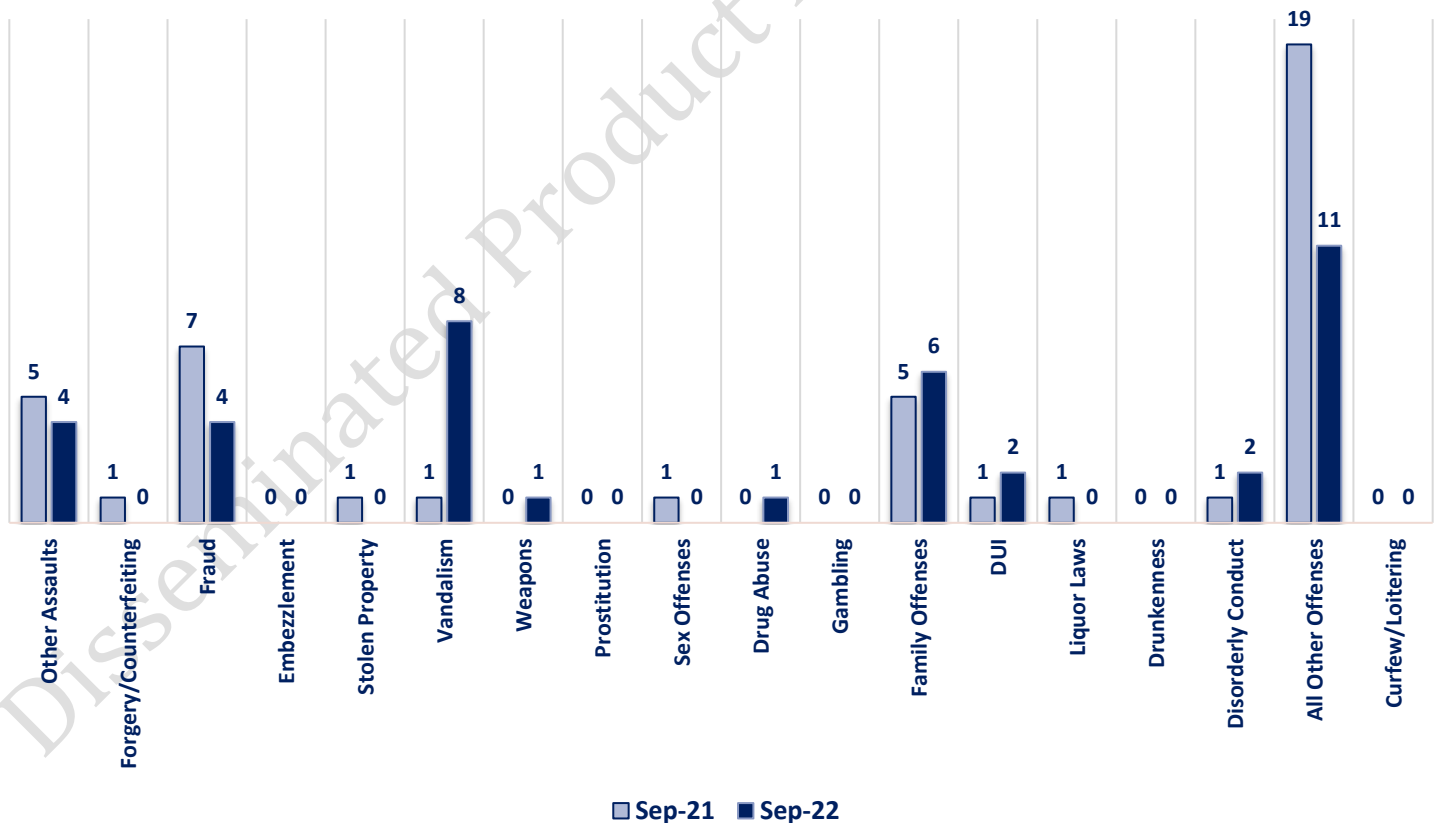
**SEPTEMBER 2022 - COMPSTAT AND EXTENDED COMPSTAT
OFFENSE PERCENTAGES**



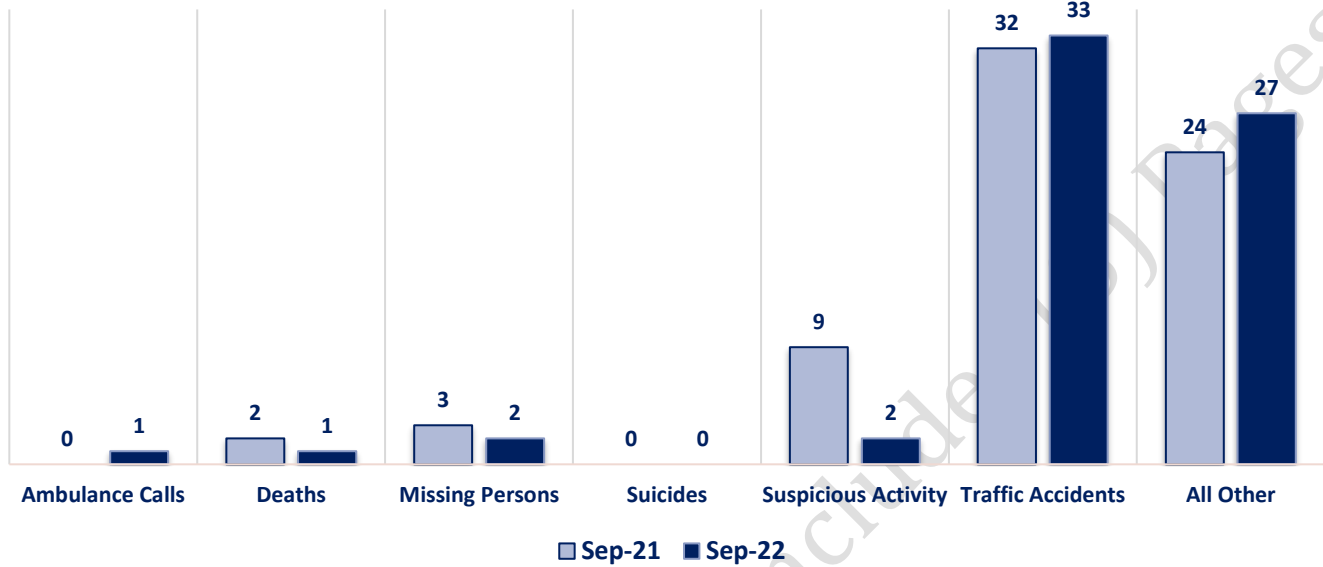
CompStat Offenses



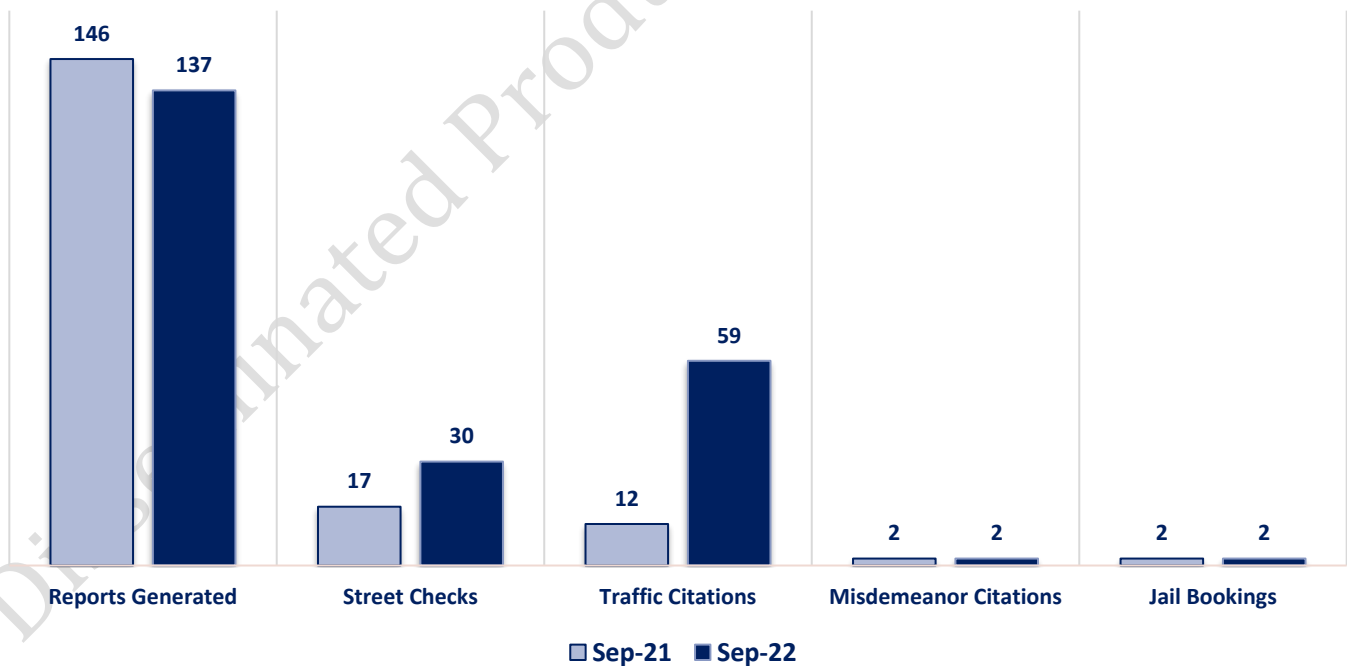
Extended CompStat Offenses



Non-UCR Offenses



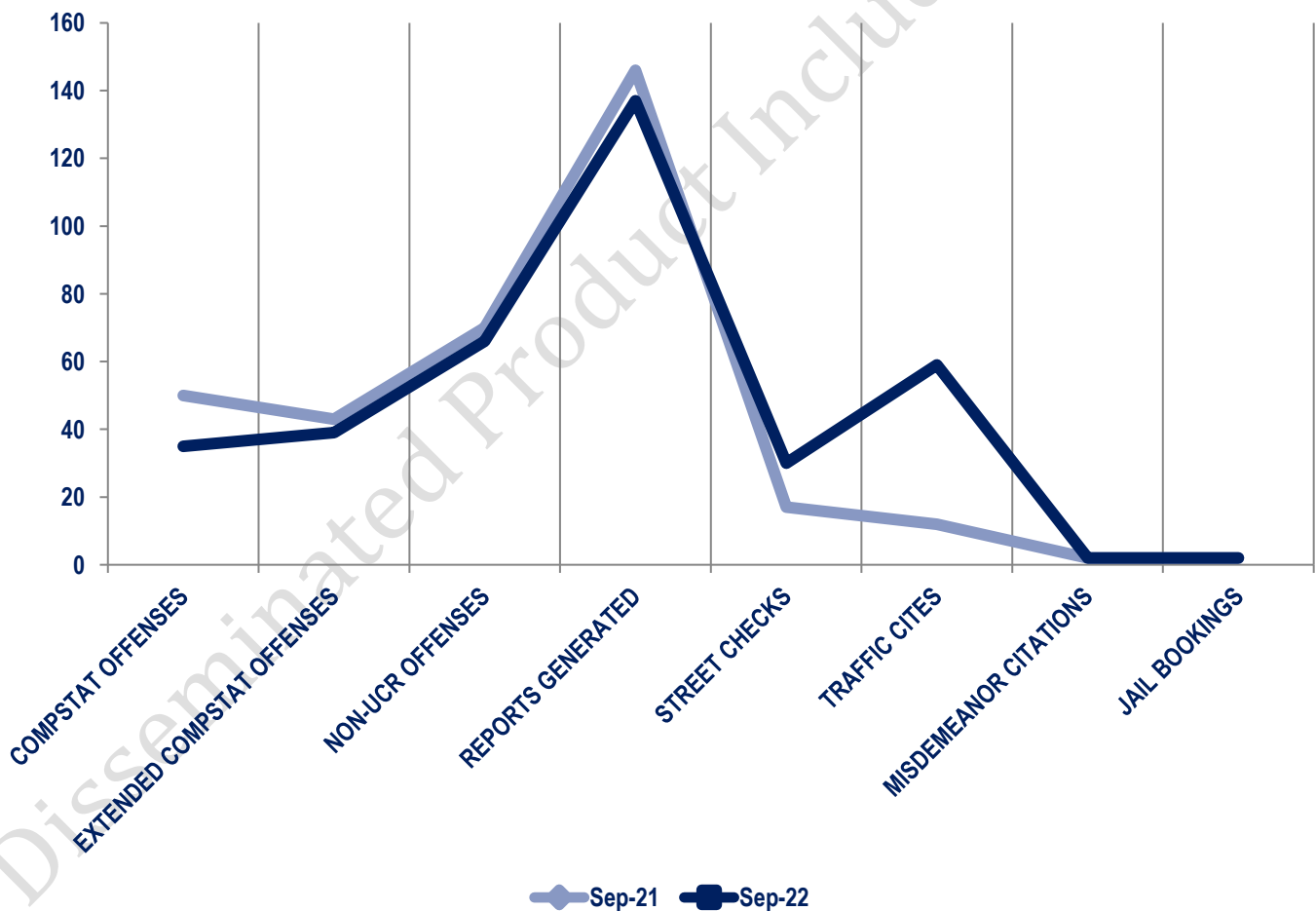
Other Event Totals



Combined Offense/Event Trends

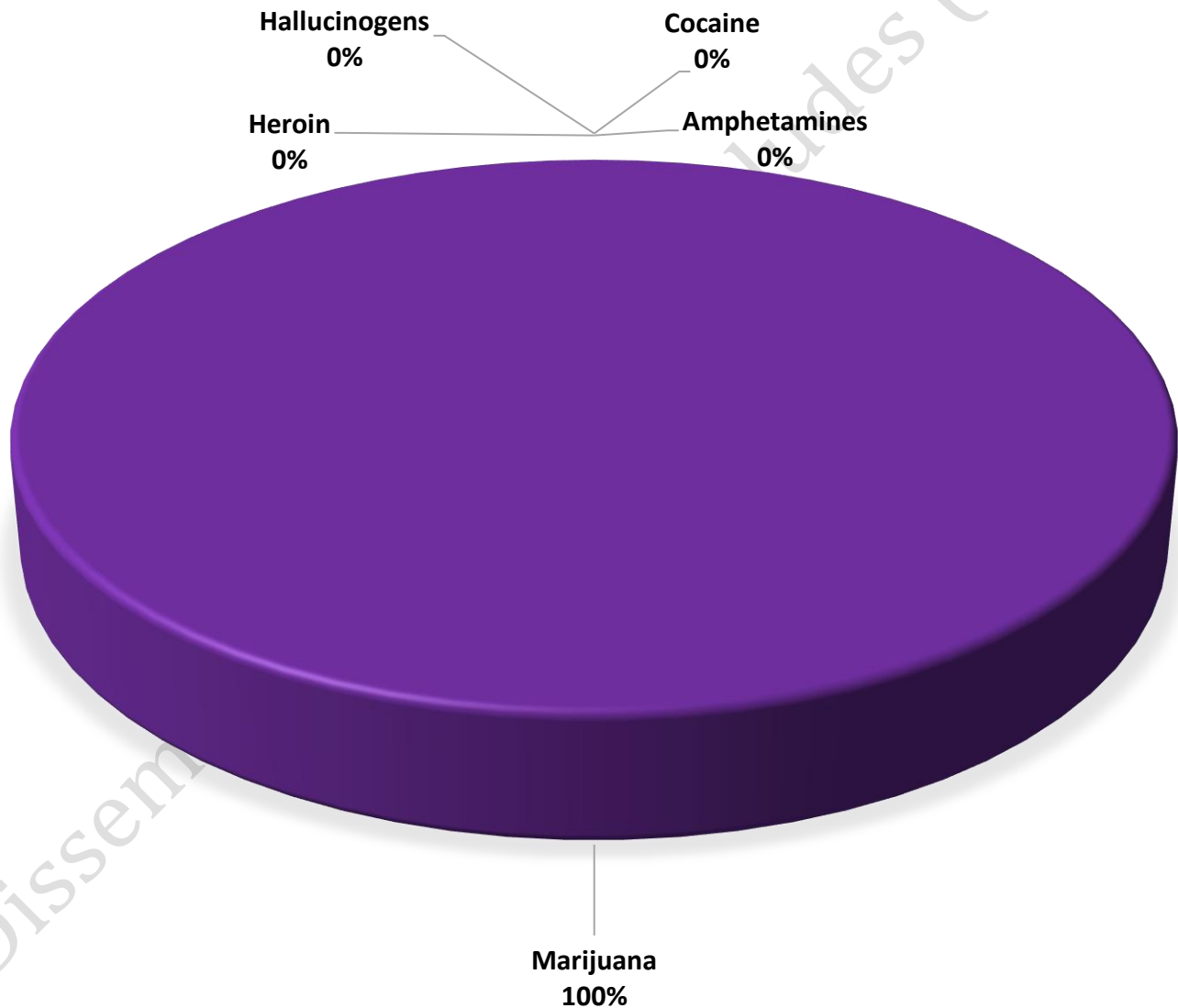
*Street checks include private impounds

	SEPT 2021	SEPT 2022
CompStat Offenses	50	35
Extended CompStat Offenses	43	39
Non-UCR Offenses	70	66
Reports Generated	146	137
Street Checks	17	30
Traffic Cites	12	59
Misdemeanor Citations	2	2
Jail Bookings	2	2

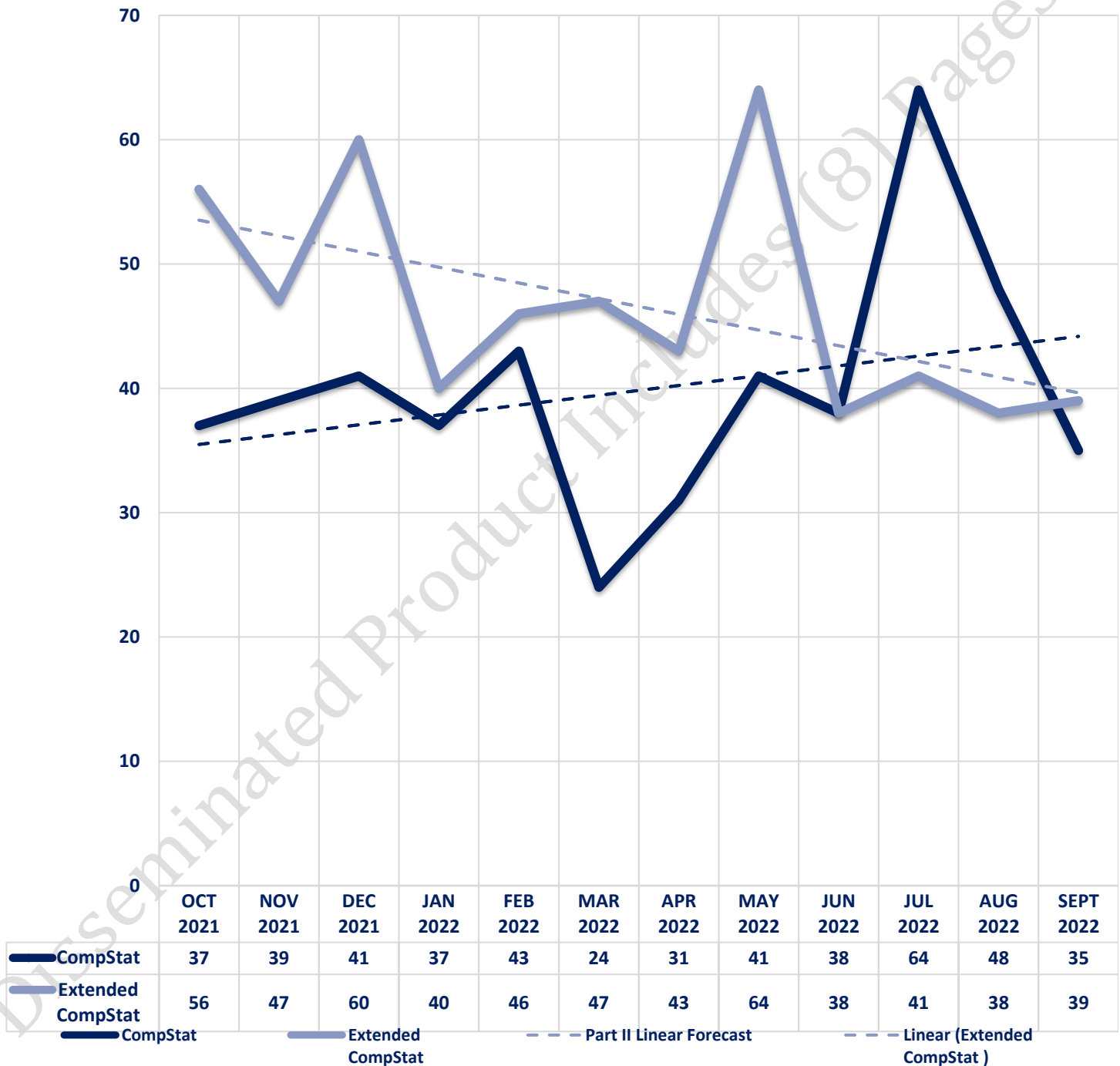


Seized Drugs

TYPE	DOSES	STREET VALUE
Cocaine	0.0	\$ -
Heroin	0.0	\$ -
Marijuana	6.2	\$ 20.49
Hallucinogens	0.0	\$ -
Amphetamines	0.0	\$ -
TOTAL	6.2	\$ 20.49



CompStat & Extended CompStat Offenses - One Year





CITY COUNCIL DISTRICT #6

MONTHLY OFFENSE SUMMARY

October 2022

These figures represent preliminary counts of original Police Incident Reports and include all offenses within the above listed City Council District only. Full statistical analysis to determine the confidence level of this data has not been performed. The results contained herein are approximate in relation to the listed area and may not fully coincide with data shown in other areas of SLCPD's Crime Statistics page such as Calls for Service, Crimes Trending, and Crime Reports due to and reflective of departmental procedures that were in place at the time the event occurred and the date this data was compiled. Results displayed are not distinguished as attempted or completed crimes, do not include other calls for police service, and only represent police service where a report was made. Police Incident Reports are classified by primary offense categories as defined by the Uniform Crime Reporting (UCR) system, however for this report all offenses are included, and each incident may have more than one offense listed on it. In cases where there is more than one offense listed, all offenses are counted individually. Although every reasonable verification effort is made, the accuracy of any data is subject to the constraints of the report generation process as well as the manner, format, and point in time of any query.

COMPSTAT OFFENSES: (Part I)

Chosen by the FBI as Part I Offenses because they are serious crimes that occur with regularity in all areas of the country and are likely to be reported to Police.

EXTENDED COMPSTAT OFFENSES: (Part II)

All other crimes other than the eight CompStat Offenses. The Uniform Crime Reporting Program gathers only arrest data for these offenses, however, SLCPD results displayed in this document display all of these, regardless of the presence of arrest data.

ALL OTHER OFFENSES:

Under the Extended CompStat Offense section, 'All Other Offenses' include Peeping Tom, Trespass, Kidnap/Abduction, Pornography, Extortion/Blackmail, Bribery, Warrants, Sexual Offenses, Obstruction, Public Peace, and Hit & Run.

NON-UCR OFFENSES:

Non-UCR Offenses include reports for all other offenses not classified as a CompStat or Extended CompStat Offense. Results displayed separate some of these offenses such as Ambulance Calls, Deaths, Missing Persons, Suicides, Suspicious Activity, and Traffic Accidents.

ALL OTHER NON-UCR:

Under the Non-UCR category, 'All Other' include the remainder of offenses not classified as CompStat or CompStat Extended and not separated from the Non-UCR Offenses. These include things such as Loud Parties, Barking Dogs, Mentally Ill Subjects, Citizen Assistance, etc.

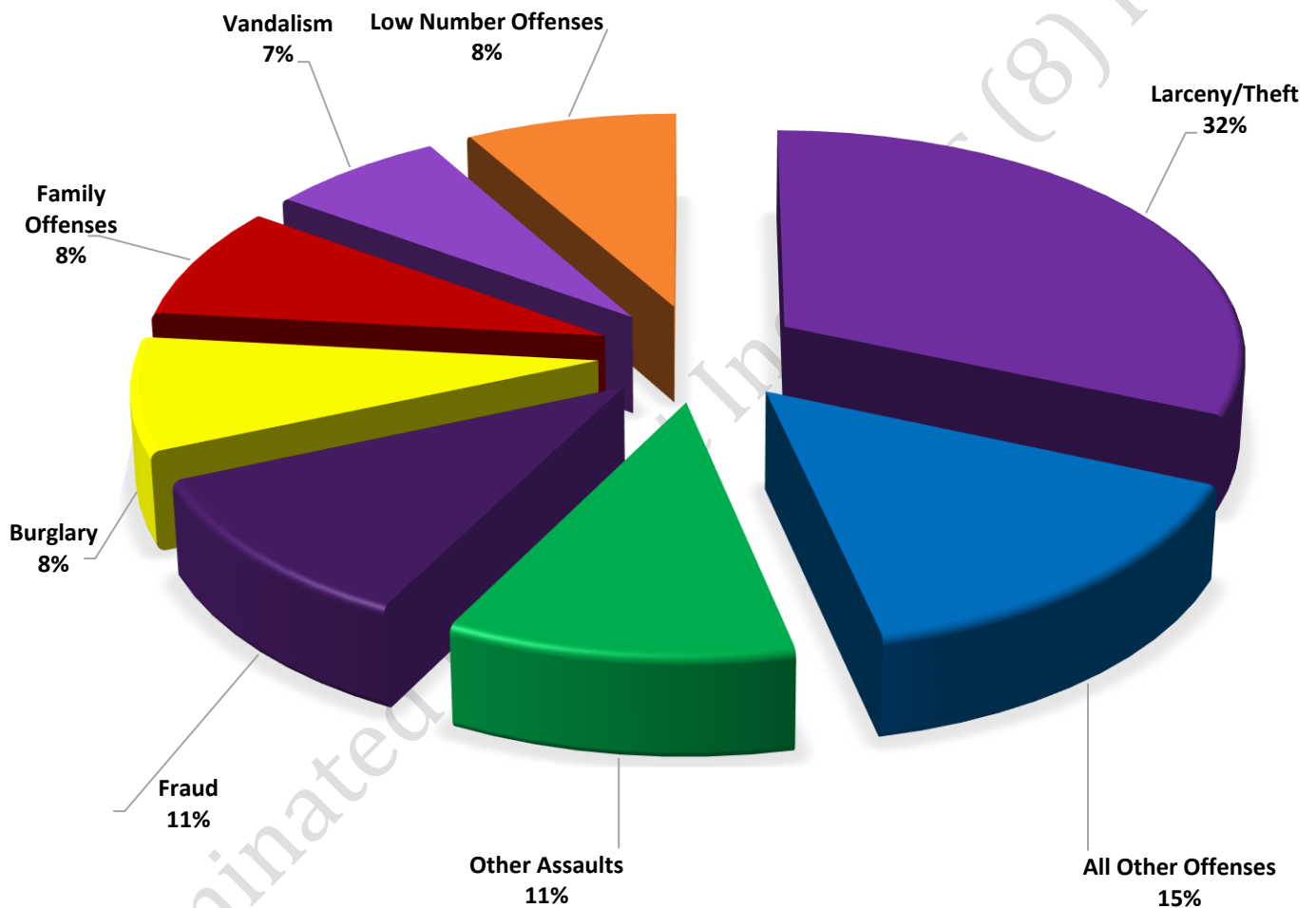
LOW NUMBER OFFENSES:

On page two, in the interest of space and allowing for easier viewing, the category titled 'Low Number Offenses' include CompStat and Extended CompStat Offenses from page one that have totals under the amount of 3.

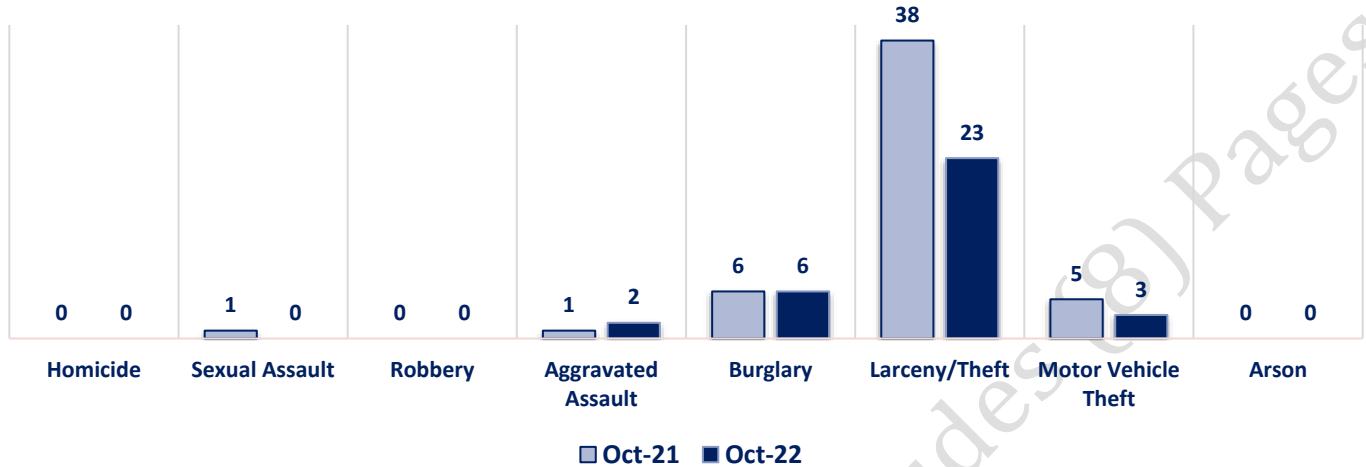
Offenses

	Offense	Oct-21	Oct-22	OFFENSE	Oct-21	Oct-22
COMPSTAT OFFENSES	Homicide	0	0	Other Assaults	10	8
	Sexual Assault	1	0	Forgery/Counterfeiting	1	0
	Robbery	0	0	Fraud	6	8
	Aggravated Assault	1	2	Embezzlement	0	0
	Burglary	6	6	Stolen Property	0	0
	Larceny/Theft	38	23	Vandalism	8	5
	Motor Vehicle Theft	5	3	Weapons	4	0
	Arson	0	0	Prostitution	0	0
	COMPSTAT TOTALS	51	34	Sex Offenses	0	0
NON-UCR OFFENSES	Ambulance Calls	1	4	Drug Abuse	6	1
	Deaths	1	0	Gambling	0	0
	Missing Persons	1	0	Family Offenses	6	6
	Suicides	0	1	DUI	4	0
	Suspicious Activity	7	6	Liquor Laws	0	0
	Traffic Accidents	27	27	Drunkenness	0	0
	All Other	31	26	Disorderly Conduct	0	0
TOTALS	NON-UCR TOTALS	68	64	All Other Offenses	16	11
	COMPSTAT OFFENSES	51	34	Curfew/Loitering	0	0
	EXTENDED COMPSTAT OFFENSES	61	39	EXTENDED COMPSTAT TOTALS	61	39
	NON-UCR OFFENSES	68	64			
	TOTAL	180	137			

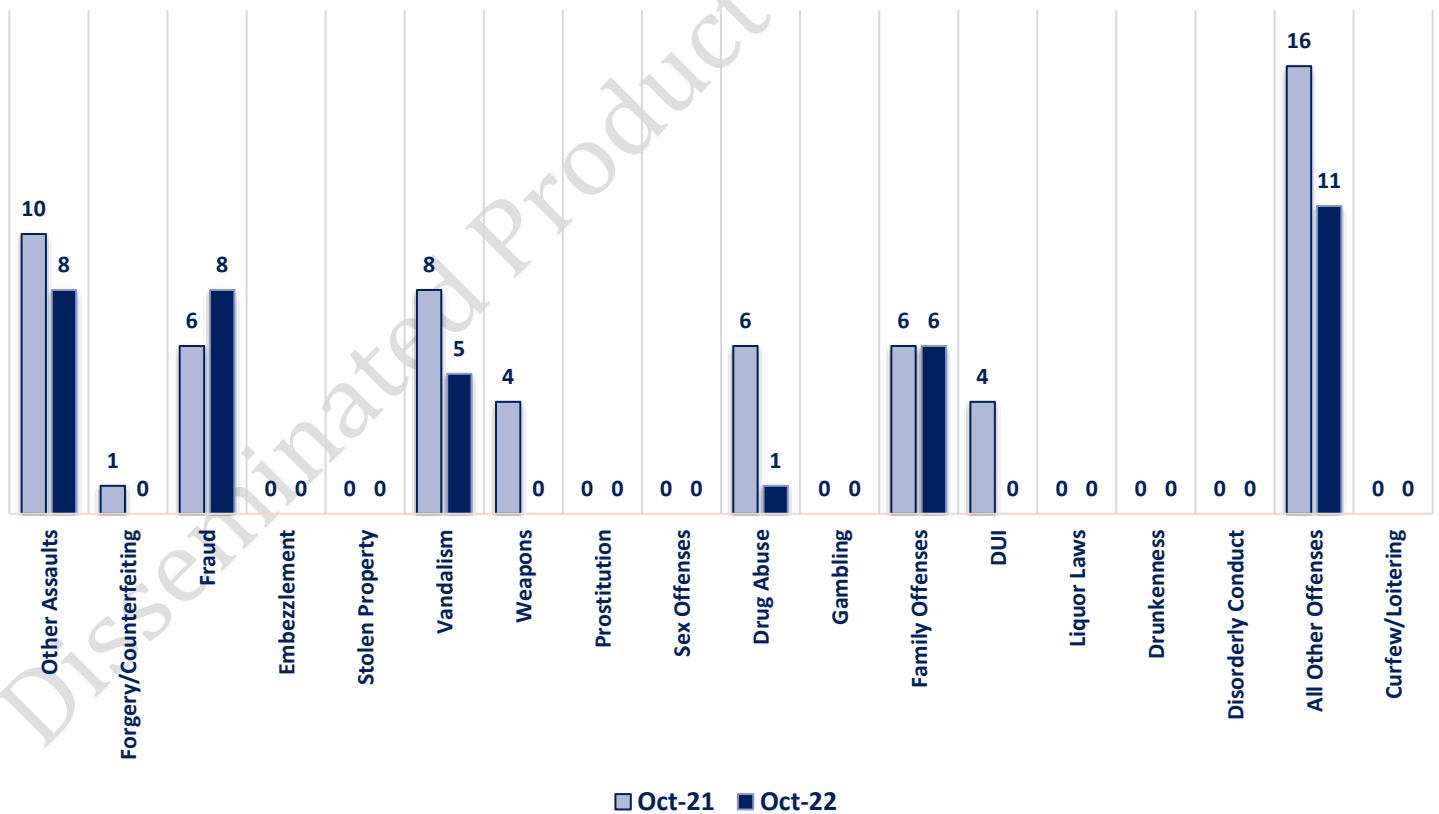
**OCTOBER 2022 - COMPSTAT AND EXTENDED COMPSTAT
OFFENSE PERCENTAGES**



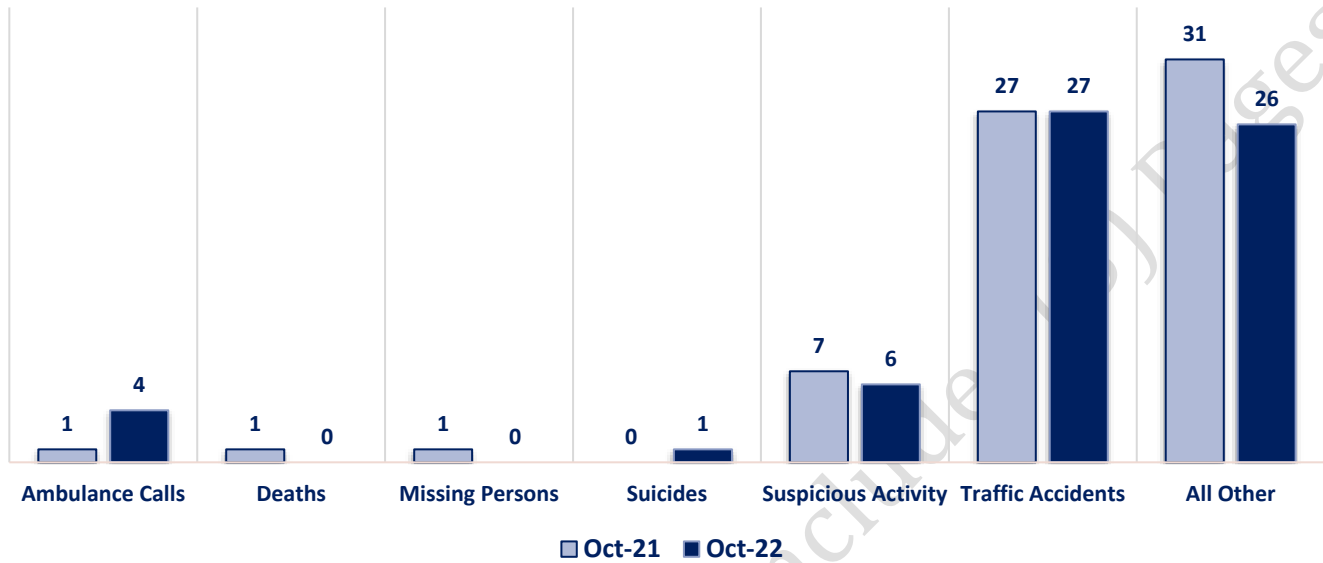
CompStat Offenses



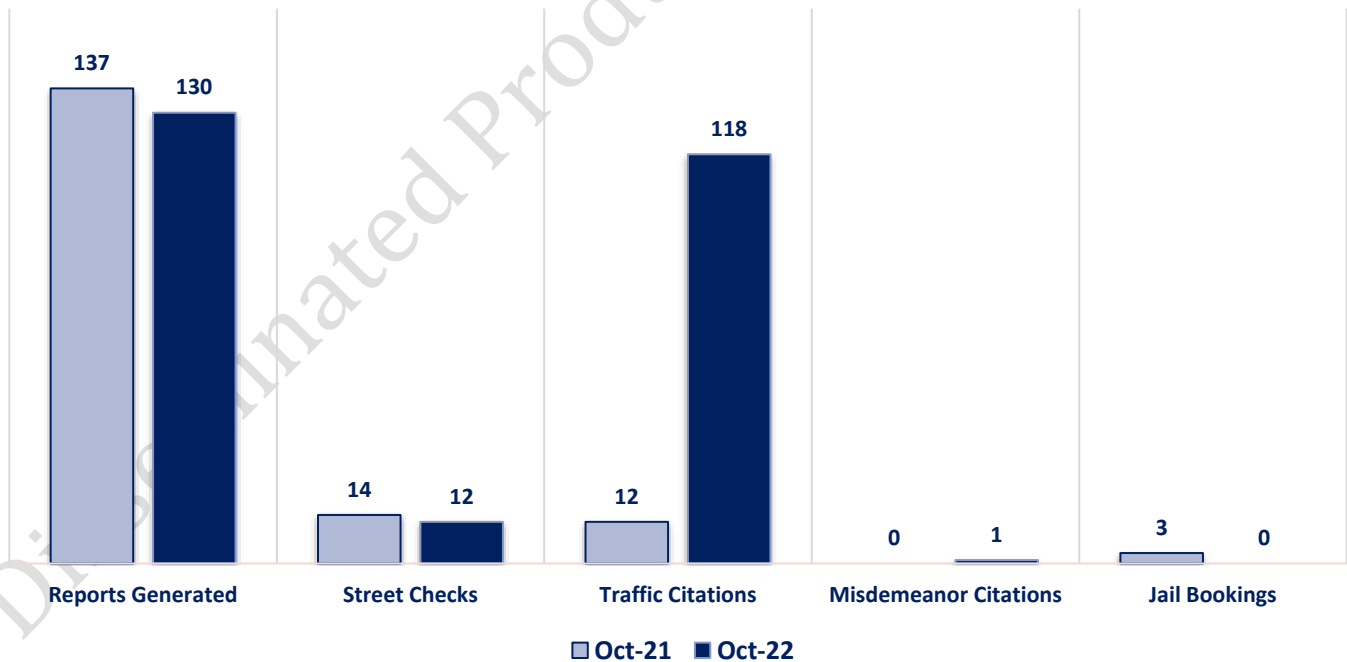
Extended CompStat Offenses



Non-UCR Offenses



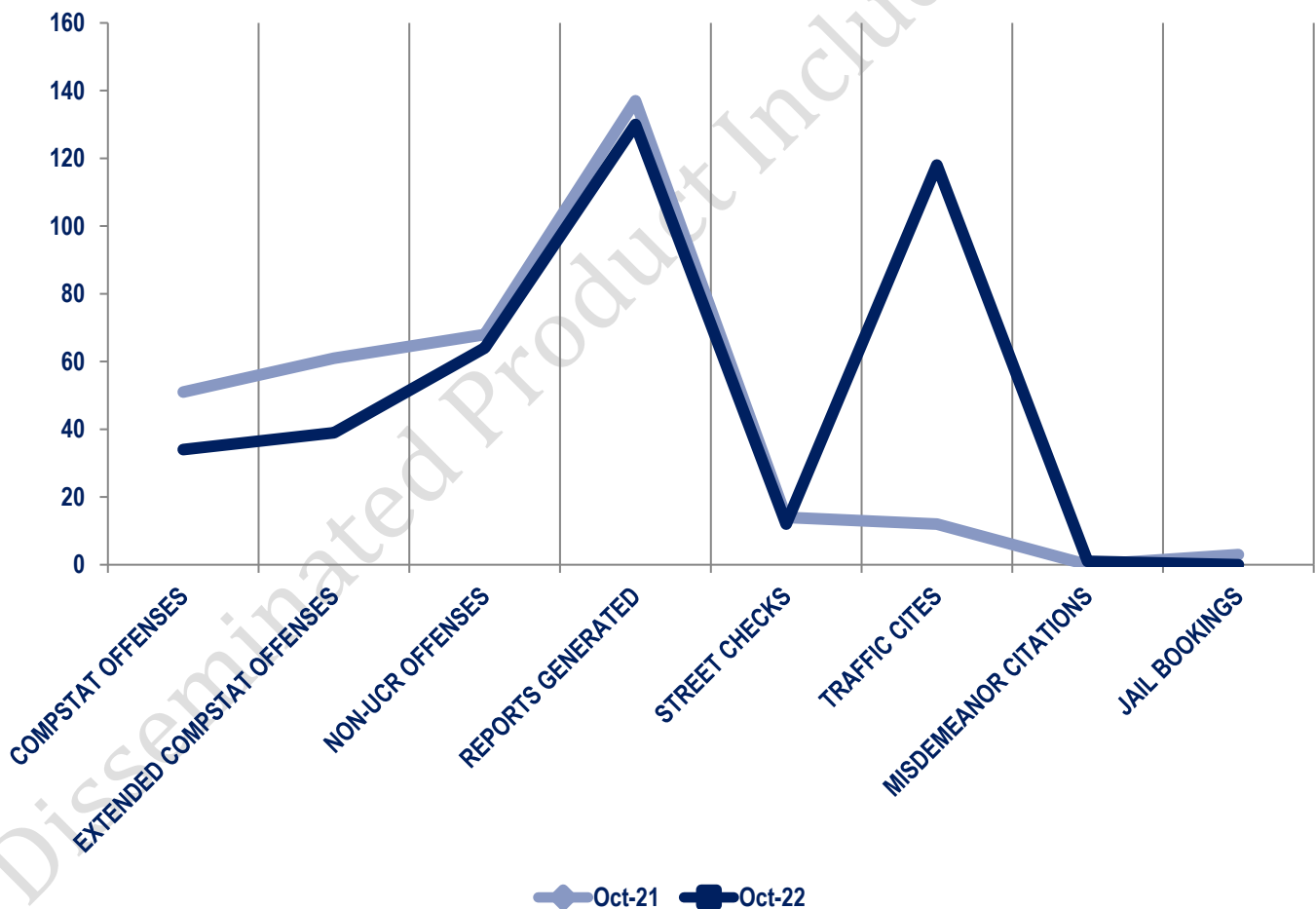
Other Event Totals



Combined Offense/Event Trends

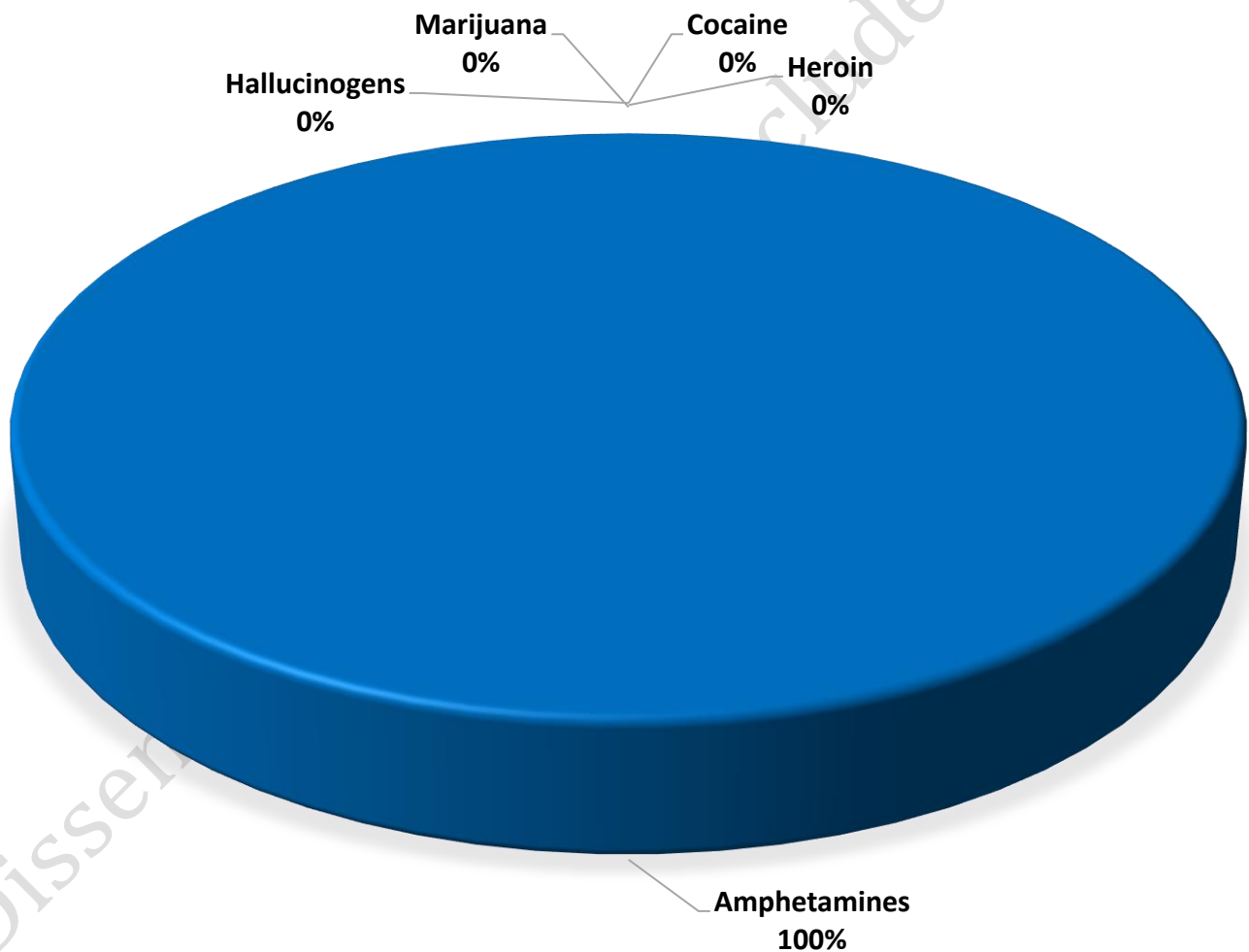
*Street checks include private impounds

	OCT 2021	OCT 2022
CompStat Offenses	51	34
Extended CompStat Offenses	61	39
Non-UCR Offenses	68	64
Reports Generated	137	130
Street Checks	14	12
Traffic Cites	12	118
Misdemeanor Citations	0	1
Jail Bookings	3	0

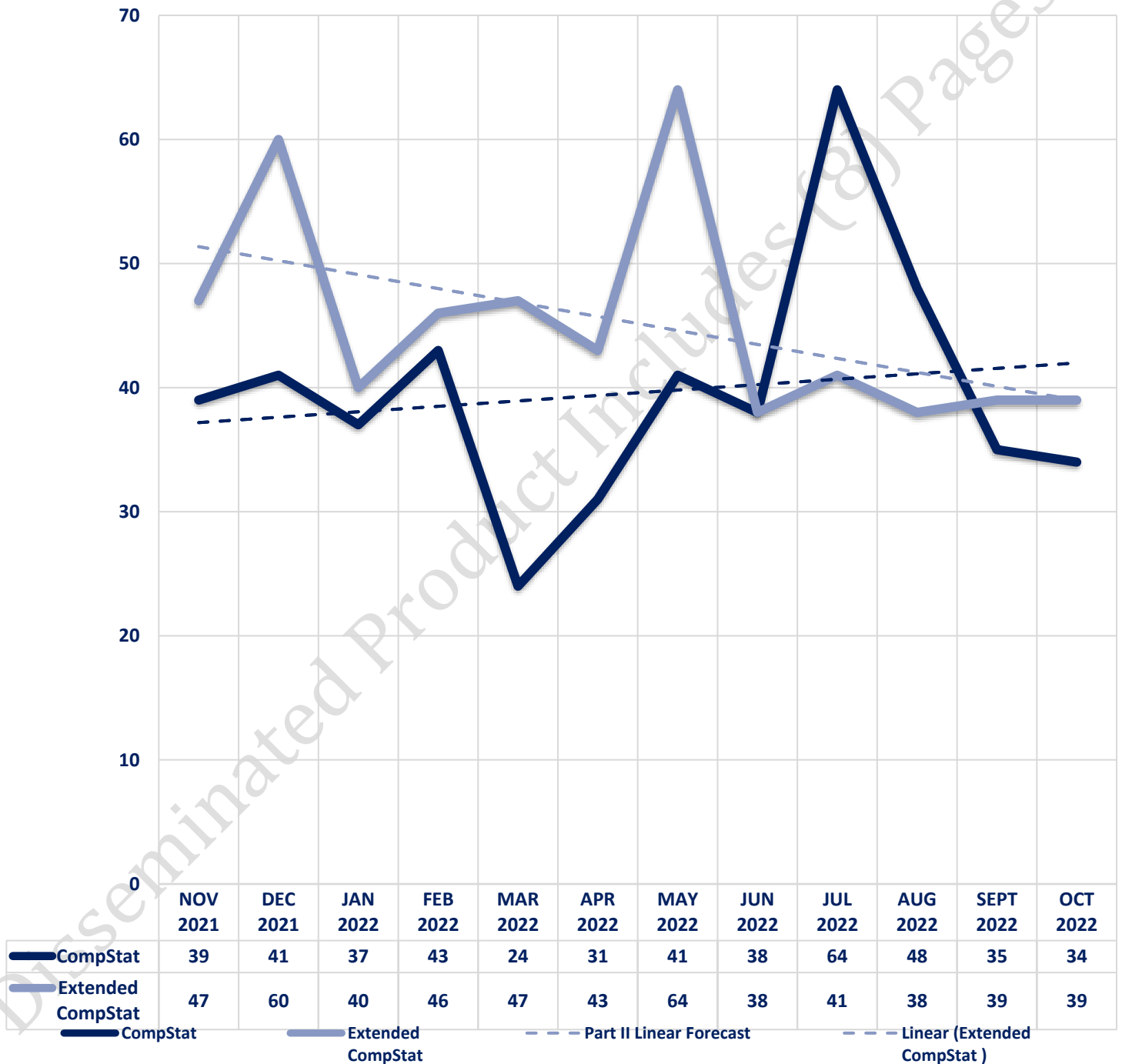


Seized Drugs

TYPE	DOSES	STREET VALUE
Cocaine	0.0	\$ -
Heroin	0.0	\$ -
Marijuana	0.0	\$ -
Hallucinogens	0.0	\$ -
Amphetamines	96.0	\$ 672.00
TOTAL	96.0	\$ 672.00



CompStat & Extended CompStat Offenses - One Year





CITY COUNCIL DISTRICT #6

MONTHLY OFFENSE SUMMARY

November 2022

These figures represent preliminary counts of original Police Incident Reports and include all offenses within the above listed City Council District only. Full statistical analysis to determine the confidence level of this data has not been performed. The results contained herein are approximate in relation to the listed area and may not fully coincide with data shown in other areas of SLCPD's Crime Statistics page such as Calls for Service, Crimes Trending, and Crime Reports due to and reflective of departmental procedures that were in place at the time the event occurred and the date this data was compiled. Results displayed are not distinguished as attempted or completed crimes, do not include other calls for police service, and only represent police service where a report was made. Police Incident Reports are classified by primary offense categories as defined by the Uniform Crime Reporting (UCR) system, however for this report all offenses are included, and each incident may have more than one offense listed on it. In cases where there is more than one offense listed, all offenses are counted individually. Although every reasonable verification effort is made, the accuracy of any data is subject to the constraints of the report generation process as well as the manner, format, and point in time of any query.

COMPSTAT OFFENSES: (Part I)

Chosen by the FBI as Part I Offenses because they are serious crimes that occur with regularity in all areas of the country and are likely to be reported to Police.

EXTENDED COMPSTAT OFFENSES: (Part II)

All other crimes other than the eight CompStat Offenses. The Uniform Crime Reporting Program gathers only arrest data for these offenses, however, SLCPD results displayed in this document display all of these, regardless of the presence of arrest data.

ALL OTHER OFFENSES:

Under the Extended CompStat Offense section, 'All Other Offenses' include Peeping Tom, Trespass, Kidnap/Abduction, Pornography, Extortion/Blackmail, Bribery, Warrants, Sexual Offenses, Obstruction, Public Peace, and Hit & Run.

NON-UCR OFFENSES:

Non-UCR Offenses include reports for all other offenses not classified as a CompStat or Extended CompStat Offense. Results displayed separate some of these offenses such as Ambulance Calls, Deaths, Missing Persons, Suicides, Suspicious Activity, and Traffic Accidents.

ALL OTHER NON-UCR:

Under the Non-UCR category, 'All Other' include the remainder of offenses not classified as CompStat or CompStat Extended and not separated from the Non-UCR Offenses. These include things such as Loud Parties, Barking Dogs, Mentally Ill Subjects, Citizen Assistance, etc.

LOW NUMBER OFFENSES:

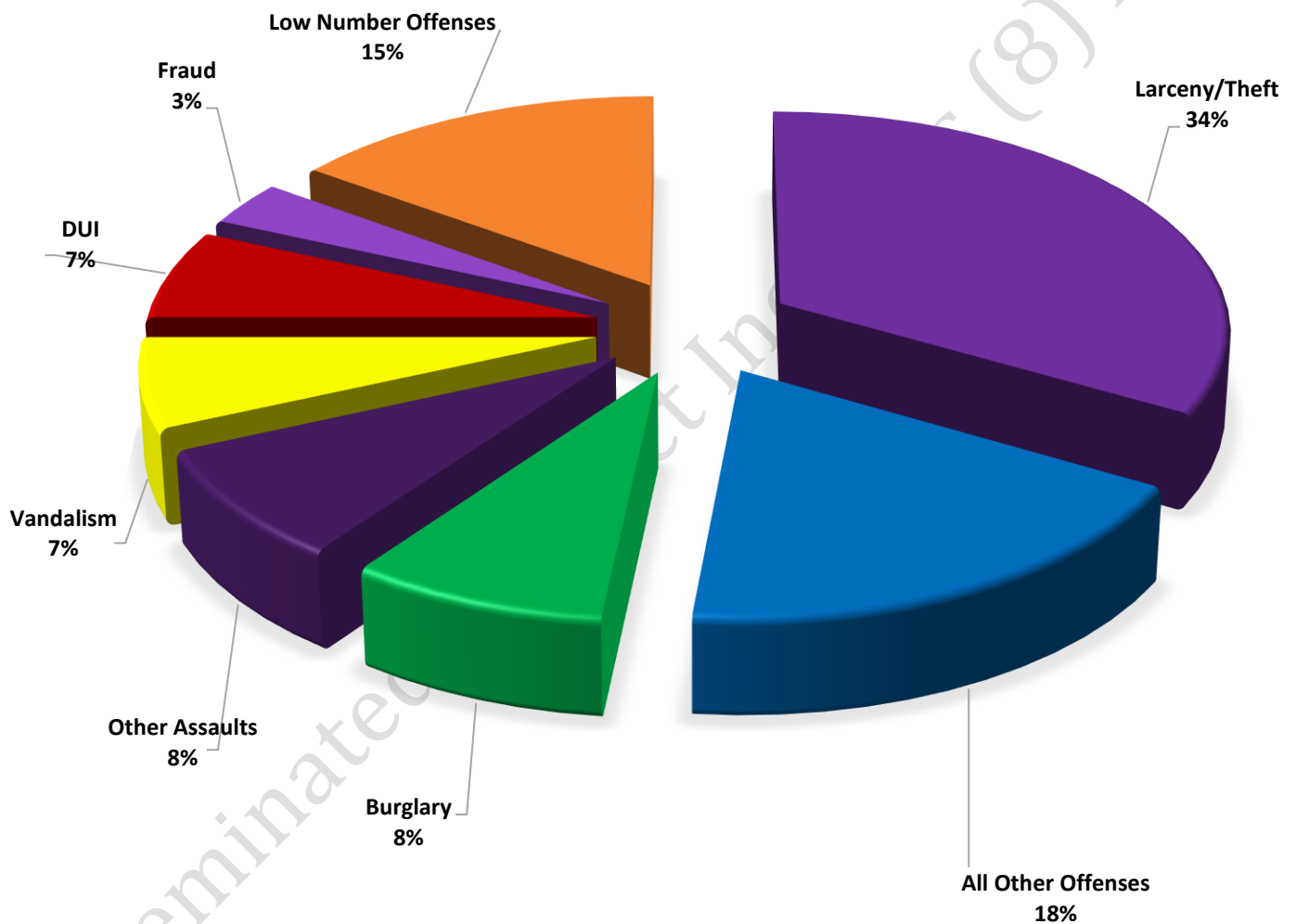
On page two, in the interest of space and allowing for easier viewing, the category titled 'Low Number Offenses' include CompStat and Extended CompStat Offenses from page one that have totals under the amount of 2.

Offenses

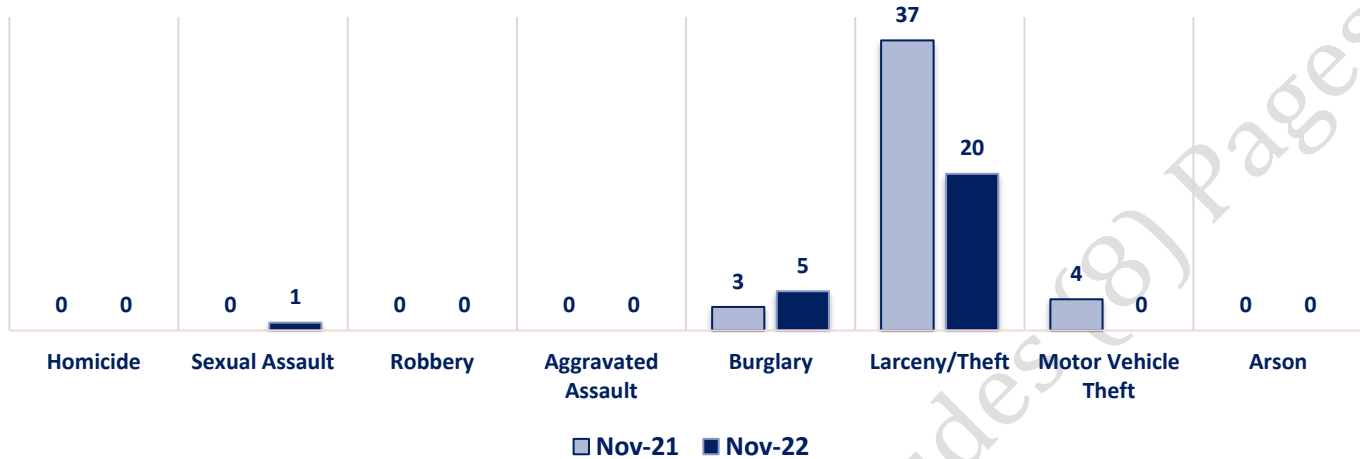
COMPSTAT OFFENSES	VIOLENT	Offense	Nov-21	Nov-22	EXTENDED COMPSTAT OFFENSES
		Homicide	0	0	
		Sexual Assault	0	1	
		Robbery	0	0	
		Aggravated Assault	0	0	
		Burglary	3	5	
		Larceny/Theft	37	20	
		Motor Vehicle Theft	4	0	
		Arson	0	0	
NON-UCR OFFENSES	PROPERTY	COMPSTAT TOTALS	44	26	
		Ambulance Calls	0	7	
		Deaths	0	0	
		Missing Persons	0	1	
		Suicides	0	0	
		Suspicious Activity	2	4	
		Traffic Accidents	26	39	
		All Other	25	27	
		NON-UCR TOTALS	53	78	
TOTALS		COMPSTAT OFFENSES	44	26	
		EXTENDED COMPSTAT OFFENSES	50	34	
		NON-UCR OFFENSES	53	78	
		TOTAL	147	138	

OFFENSE	Nov-21	Nov-22
Other Assaults	5	5
Forgery/Counterfeiting	0	1
Fraud	6	2
Embezzlement	0	0
Stolen Property	1	0
Vandalism	15	4
Weapons	0	0
Prostitution	0	0
Sex Offenses	0	1
Drug Abuse	3	1
Gambling	0	0
Family Offenses	5	2
DUI	0	4
Liquor Laws	0	0
Drunkenness	0	1
Disorderly Conduct	0	2
All Other Offenses	15	11
Curfew/Loitering	0	0
EXTENDED COMPSTAT TOTALS	50	34

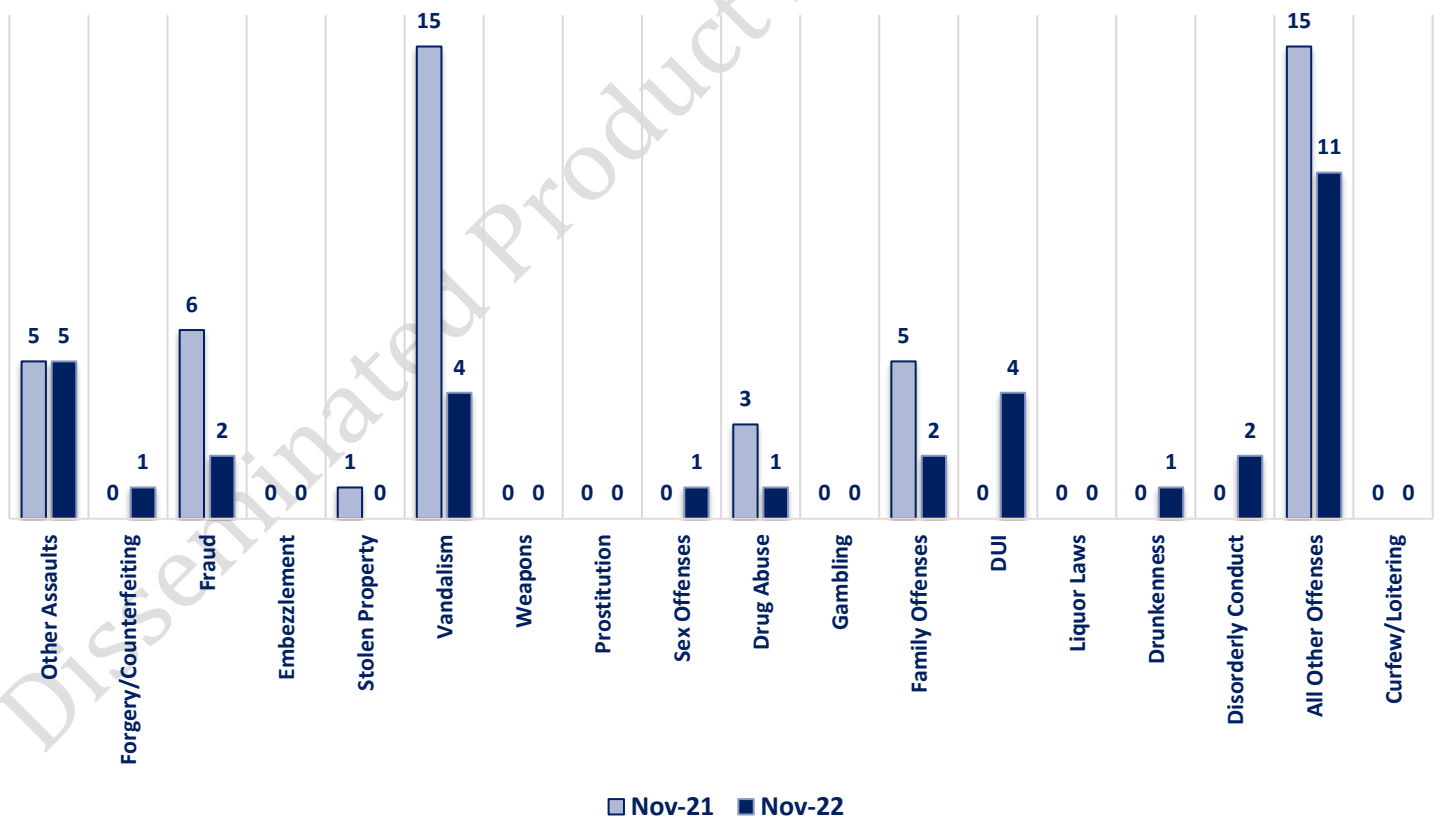
**NOVEMBER 2022 - COMPSTAT AND EXTENDED COMPSTAT
OFFENSE PERCENTAGES**



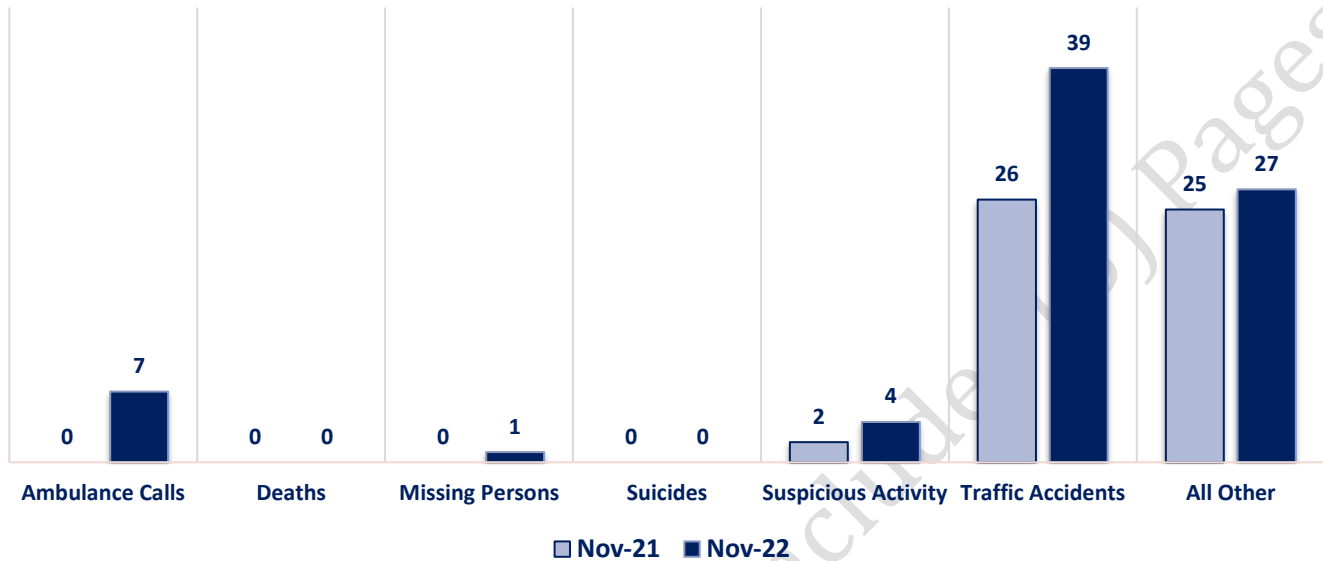
CompStat Offenses



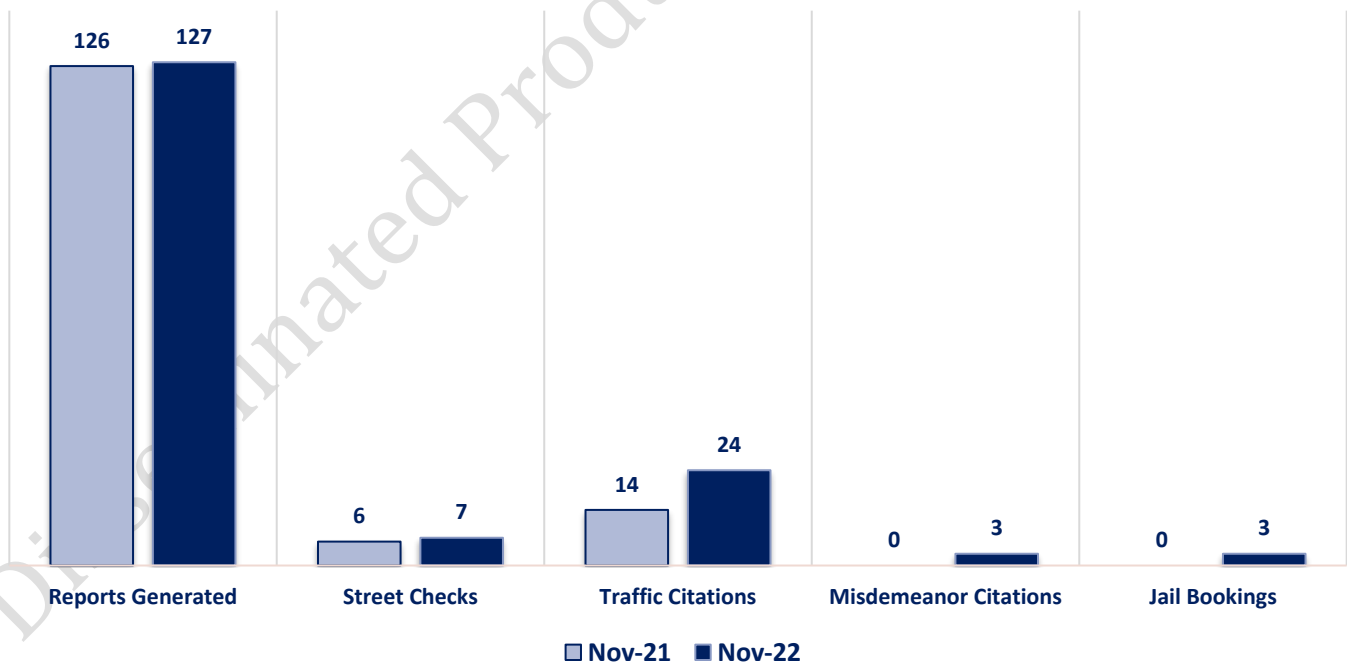
Extended CompStat Offenses



Non-UCR Offenses



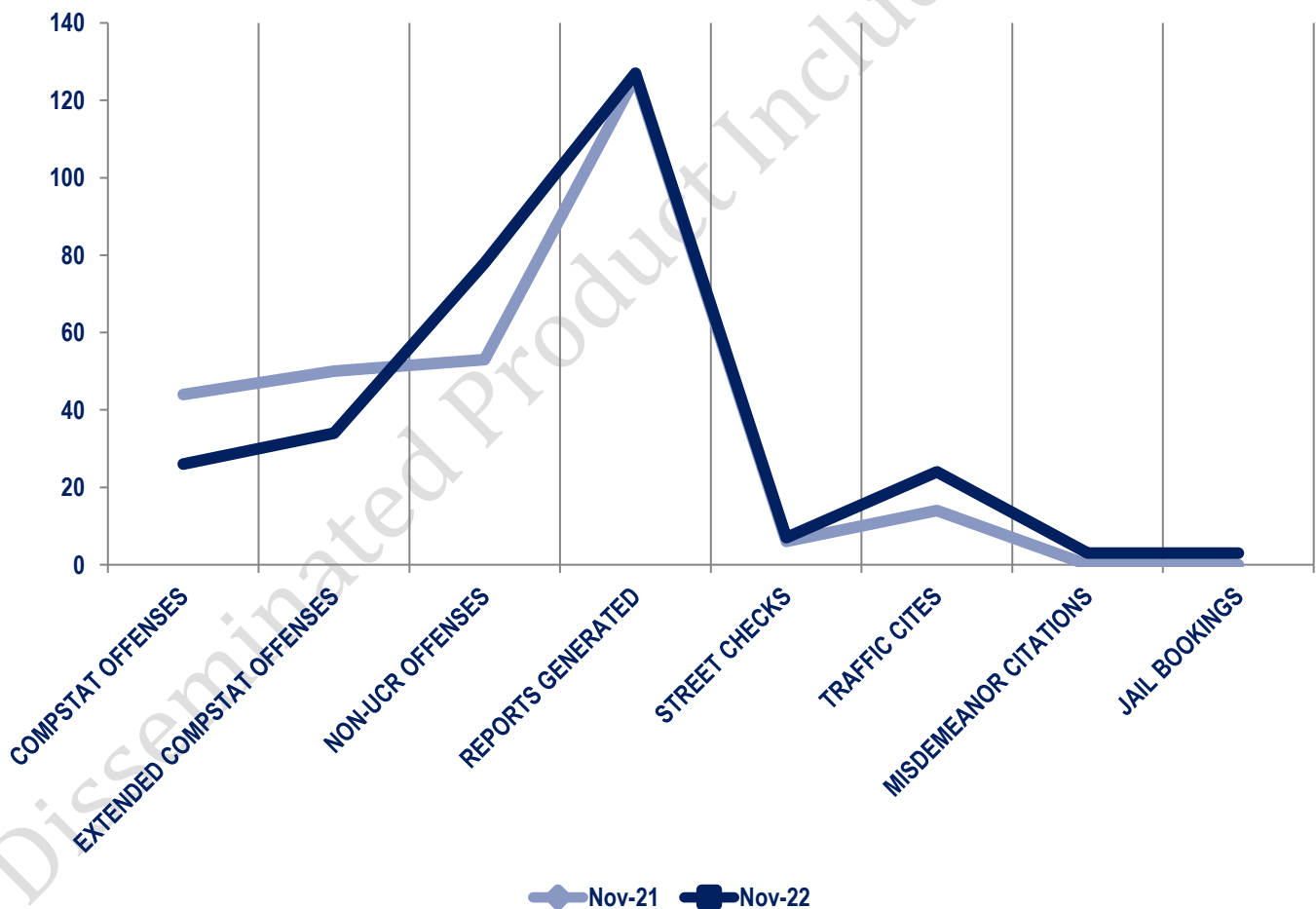
Other Event Totals



Combined Offense/Event Trends

*Street checks include private impounds

	NOV 2021	NOV 2022
CompStat Offenses	44	26
Extended CompStat Offenses	50	34
Non-UCR Offenses	53	78
Reports Generated	126	127
Street Checks	6	7
Traffic Cites	14	24
Misdemeanor Citations	0	3
Jail Bookings	0	3

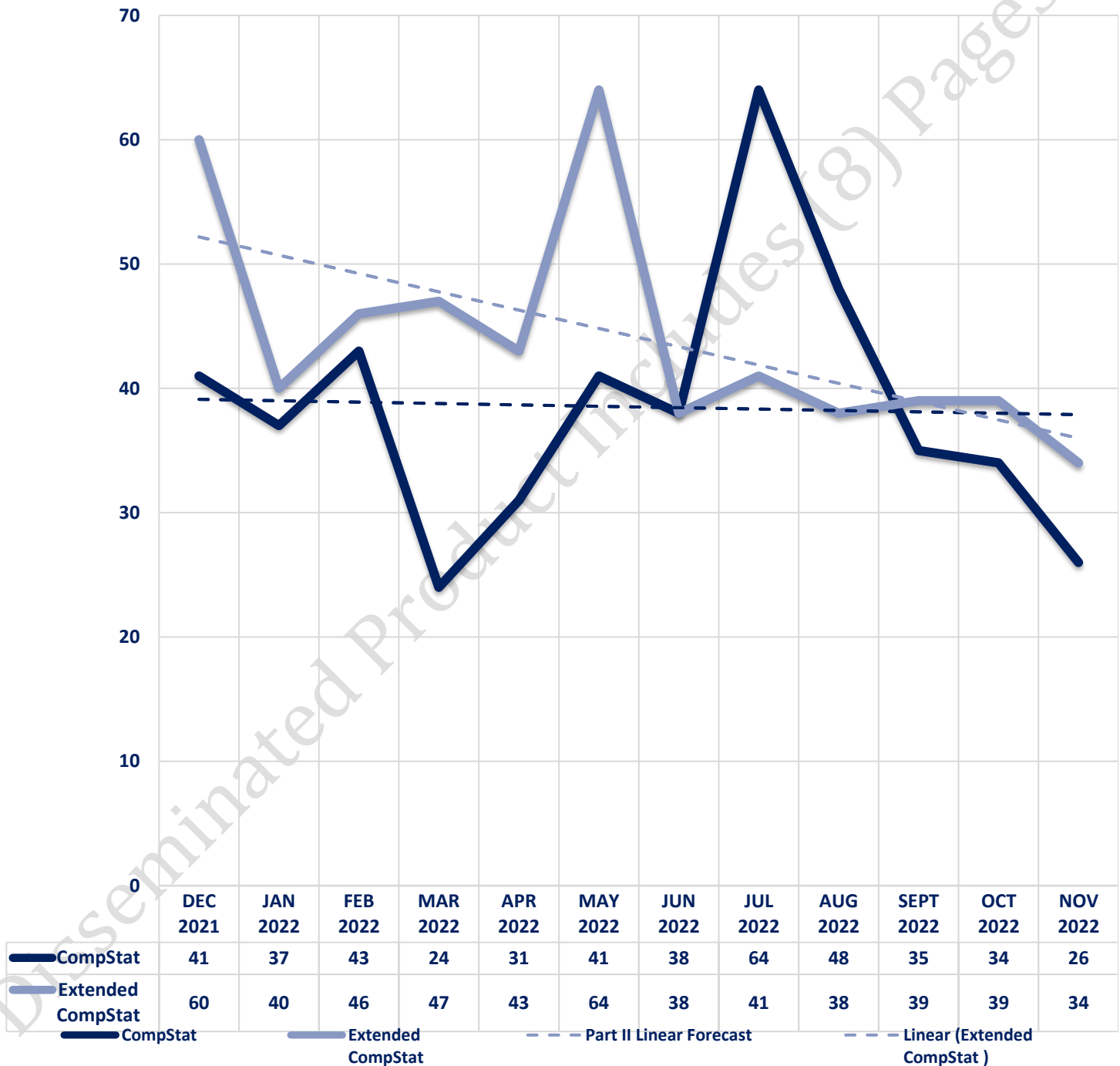


Seized Drugs

TYPE	DOSES	STREET VALUE
Cocaine	0.0	\$ -
Heroin	0.0	\$ -
Marijuana	0.0	\$ -
Hallucinogens	0.0	\$ -
Amphetamines	0.0	\$ -
TOTAL	0.0	\$ -

No Data Found

CompStat & Extended CompStat Offenses - One Year





CITY COUNCIL DISTRICT #6

MONTHLY OFFENSE SUMMARY

December 2022

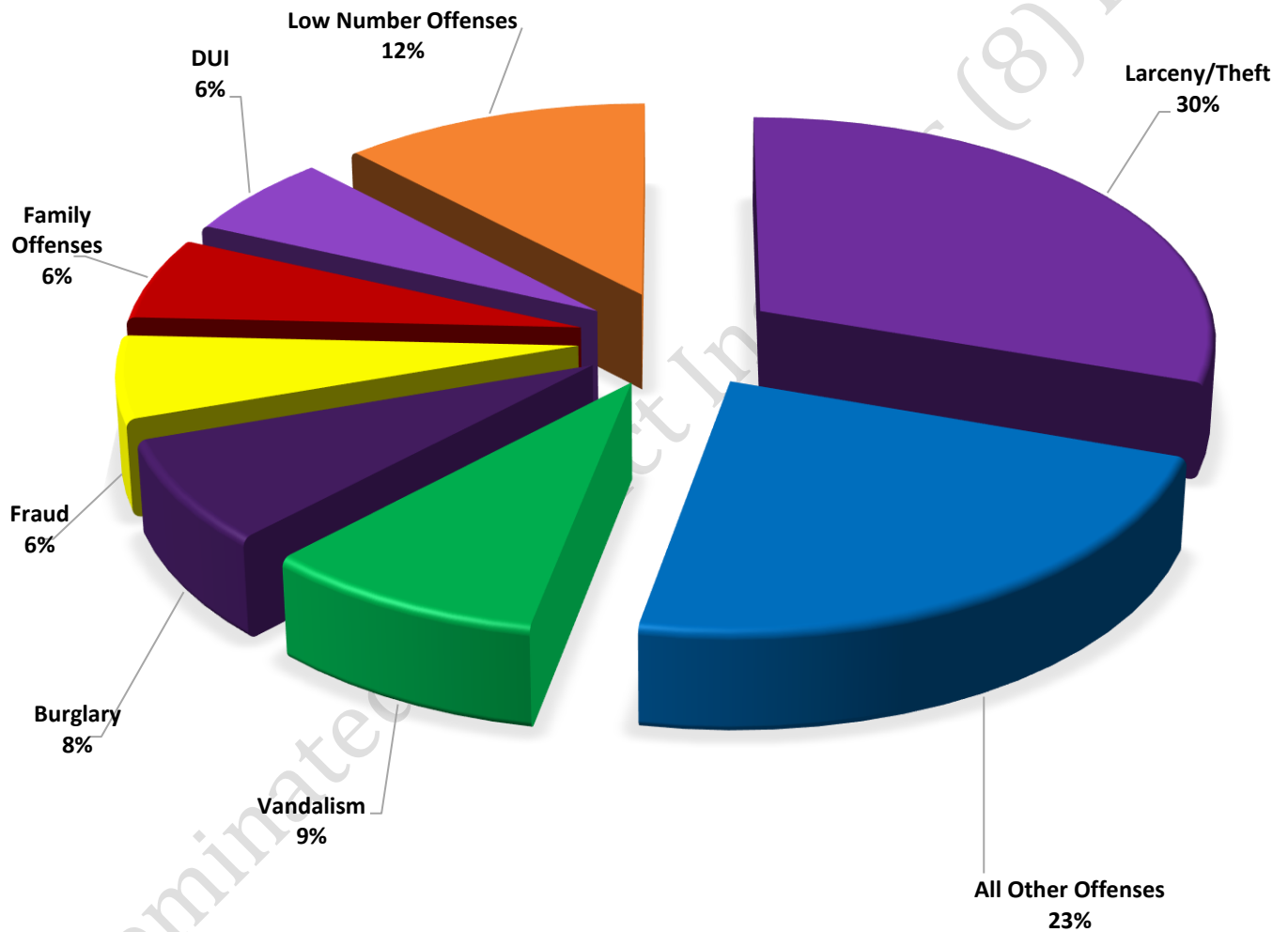
These figures represent preliminary counts of original Police Incident Reports and include all offenses within the above listed City Council District only. Full statistical analysis to determine the confidence level of this data has not been performed. The results contained herein are approximate in relation to the listed area and may not fully coincide with data shown in other areas of SLCPD's Crime Statistics page such as Calls for Service, Crimes Trending, and Crime Reports due to and reflective of departmental procedures that were in place at the time the event occurred and the date this data was compiled. Results displayed are not distinguished as attempted or completed crimes, do not include other calls for police service, and only represent police service where a report was made. Police Incident Reports are classified by primary offense categories as defined by the Uniform Crime Reporting (UCR) system, however for this report all offenses are included, and each incident may have more than one offense listed on it. In cases where there is more than one offense listed, all offenses are counted individually. Although every reasonable verification effort is made, the accuracy of any data is subject to the constraints of the report generation process as well as the manner, format, and point in time of any query.

COMPSTAT OFFENSES: (Part I)	Chosen by the FBI as Part I Offenses because they are serious crimes that occur with regularity in all areas of the country and are likely to be reported to Police.
EXTENDED COMPSTAT OFFENSES: (Part II)	All other crimes other than the eight CompStat Offenses. The Uniform Crime Reporting Program gathers only arrest data for these offenses, however, SLCPD results displayed in this document display all of these, regardless of the presence of arrest data.
ALL OTHER OFFENSES:	Under the Extended CompStat Offense section, 'All Other Offenses' include Peeping Tom, Trespass, Kidnap/Abduction, Pornography, Extortion/Blackmail, Bribery, Warrants, Sexual Offenses, Obstruction, Public Peace, and Hit & Run.
NON-UCR OFFENSES:	Non-UCR Offenses include reports for all other offenses not classified as a CompStat or Extended CompStat Offense. Results displayed separate some of these offenses such as Ambulance Calls, Deaths, Missing Persons, Suicides, Suspicious Activity, and Traffic Accidents.
ALL OTHER NON-UCR:	Under the Non-UCR category, 'All Other' include the remainder of offenses not classified as CompStat or CompStat Extended and not separated from the Non-UCR Offenses. These include things such as Loud Parties, Barking Dogs, Mentally Ill Subjects, Citizen Assistance, etc.
LOW NUMBER OFFENSES:	On page two, in the interest of space and allowing for easier viewing, the category titled 'Low Number Offenses' include CompStat and Extended CompStat Offenses from page one that have totals under the amount of 3.

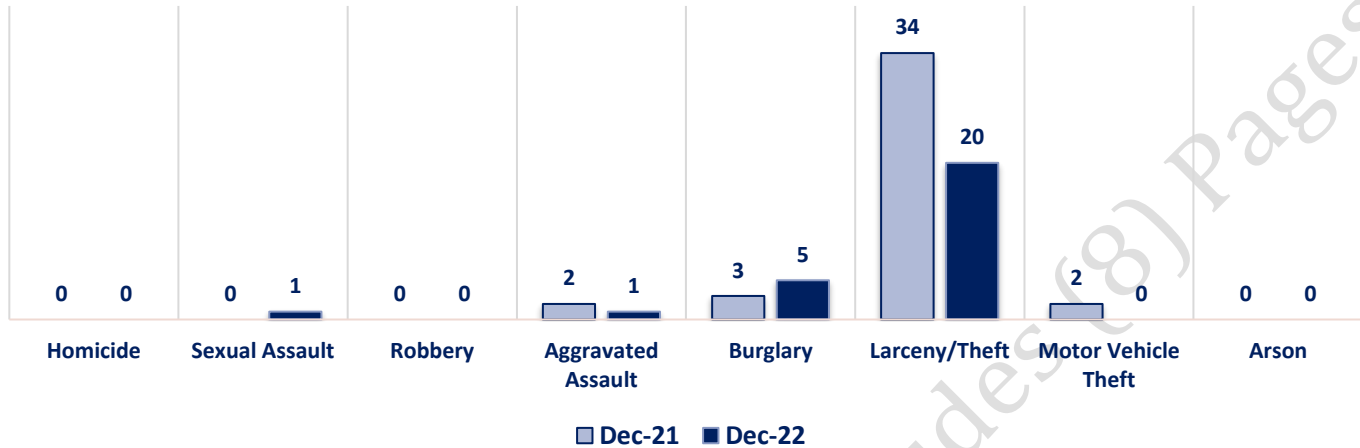
Offenses

COMPSTAT OFFENSES	VIOLENT	Offense	Dec-21	Dec-22	EXTENDED COMPSTAT OFFENSES
		Homicide	1	0	
		Sexual Assault	2	3	
		Robbery	5	5	
		Aggravated Assault	19	18	
		Burglary	29	9	
		Larceny/Theft	150	123	
		Motor Vehicle Theft	27	11	
		Arson	1	1	
NON-UCR OFFENSES	PROPERTY	COMPSTAT TOTALS	234	170	
		Ambulance Calls	26	46	
		Deaths	7	4	
		Missing Persons	7	8	
		Suicides	2	0	
		Suspicious Activity	28	29	
		Traffic Accidents	74	60	
		All Other	205	220	
		NON-UCR TOTALS	349	367	
TOTALS		COMPSTAT OFFENSES	234	170	
		EXTENDED COMPSTAT OFFENSES	509	501	
		NON-UCR OFFENSES	349	367	
		TOTAL	1092	1038	
		Other Assaults	73	65	
		Forgery/Counterfeiting	2	2	
		Fraud	28	17	
		Embezzlement	0	0	
		Stolen Property	8	8	
		Vandalism	49	34	
		Weapons	12	7	
		Prostitution	0	0	
		Sex Offenses	4	2	
		Drug Abuse	72	70	
		Gambling	0	0	
		Family Offenses	38	43	
		DUI	10	5	
		Liquor Laws	1	1	
		Drunkenness	9	10	
		Disorderly Conduct	10	5	
		All Other Offenses	193	232	
		Curfew/Loitering	0	0	
		EXTENDED COMPSTAT TOTALS	810	931	

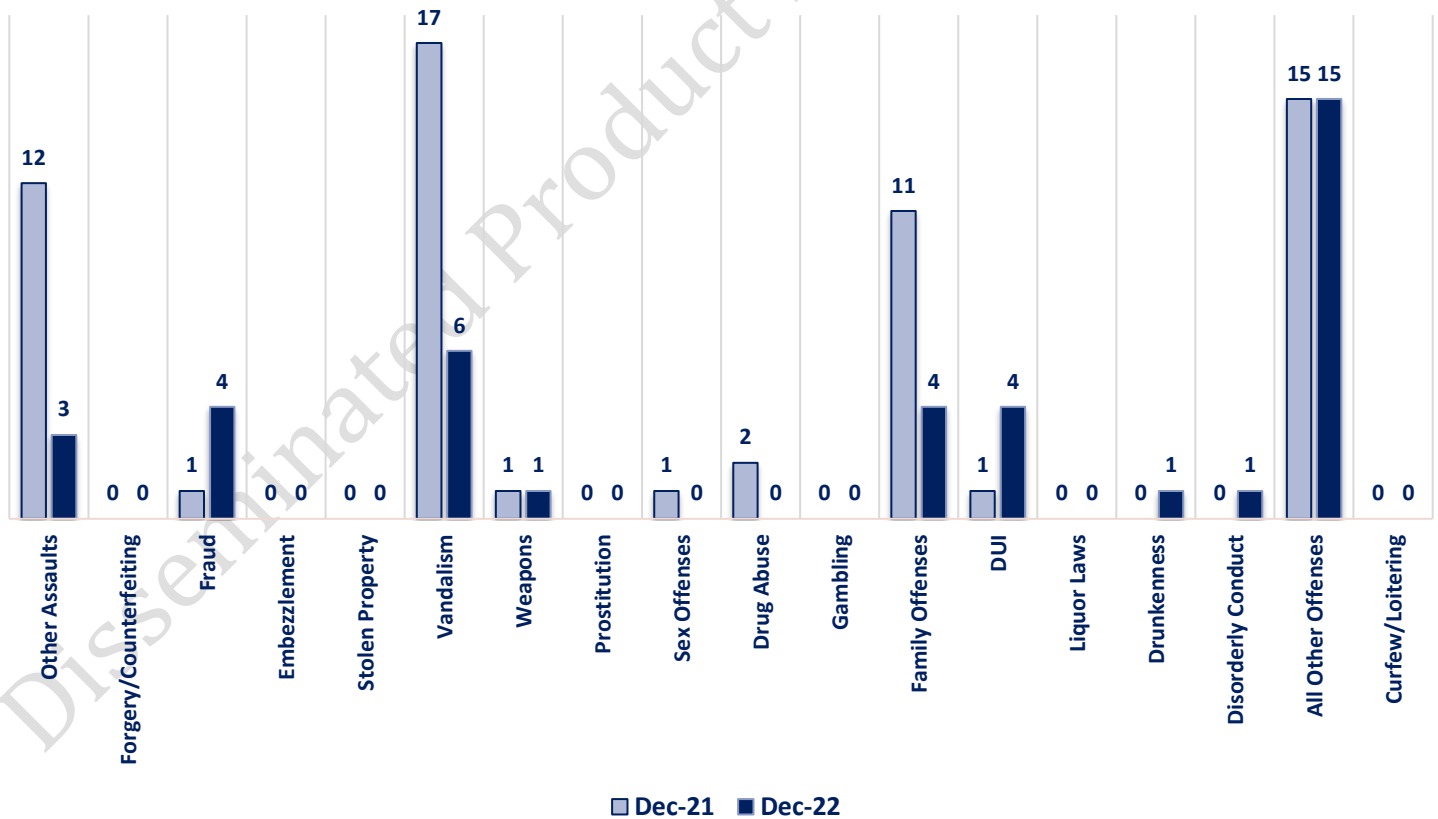
**DECEMBER 2022 - COMPSTAT AND EXTENDED COMPSTAT
OFFENSE PERCENTAGES**



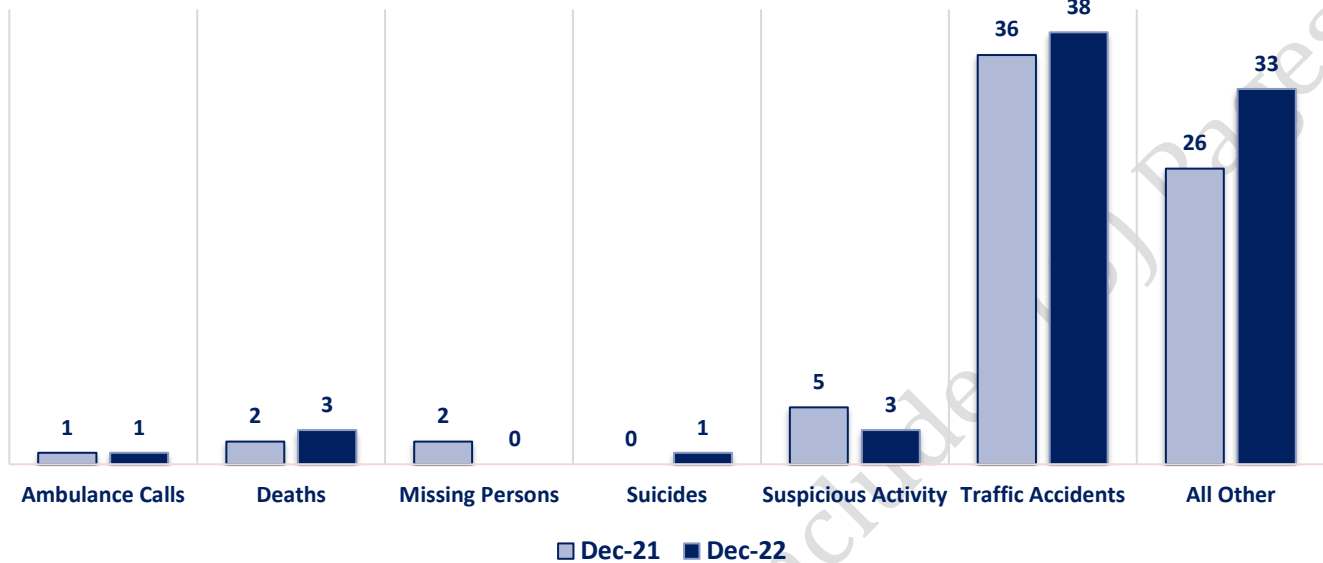
CompStat Offenses



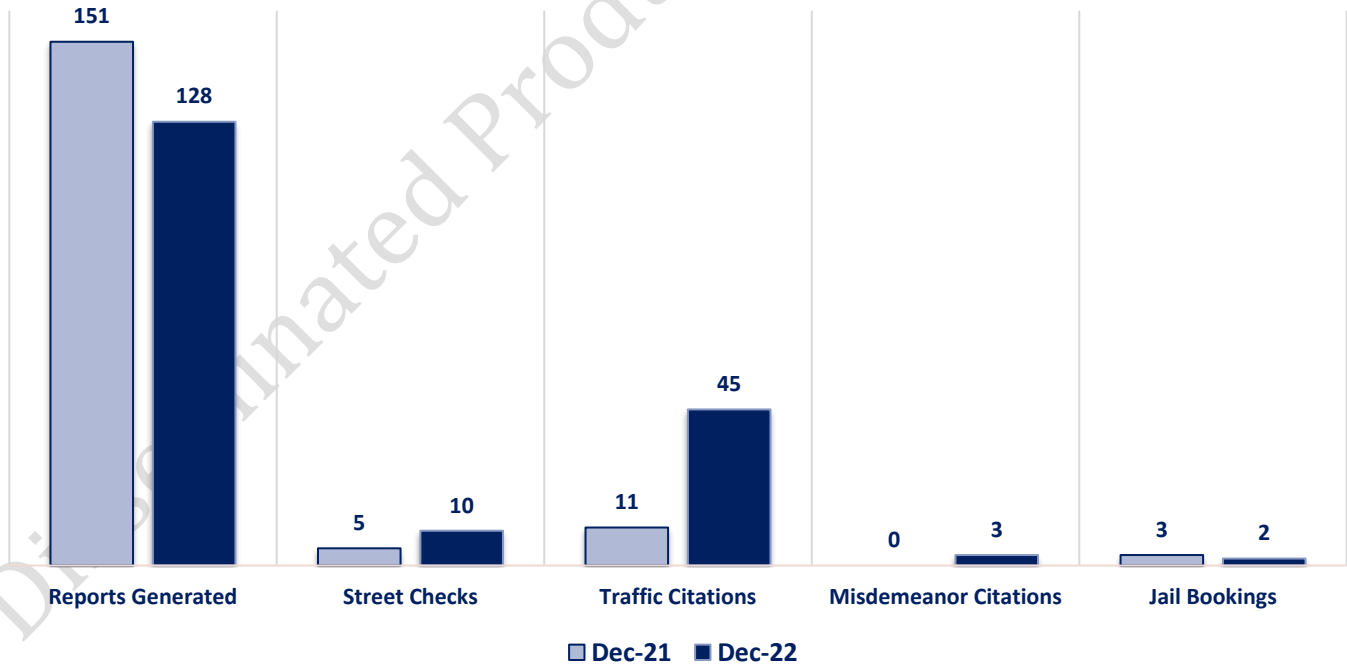
Extended CompStat Offenses



Non-UCR Offenses



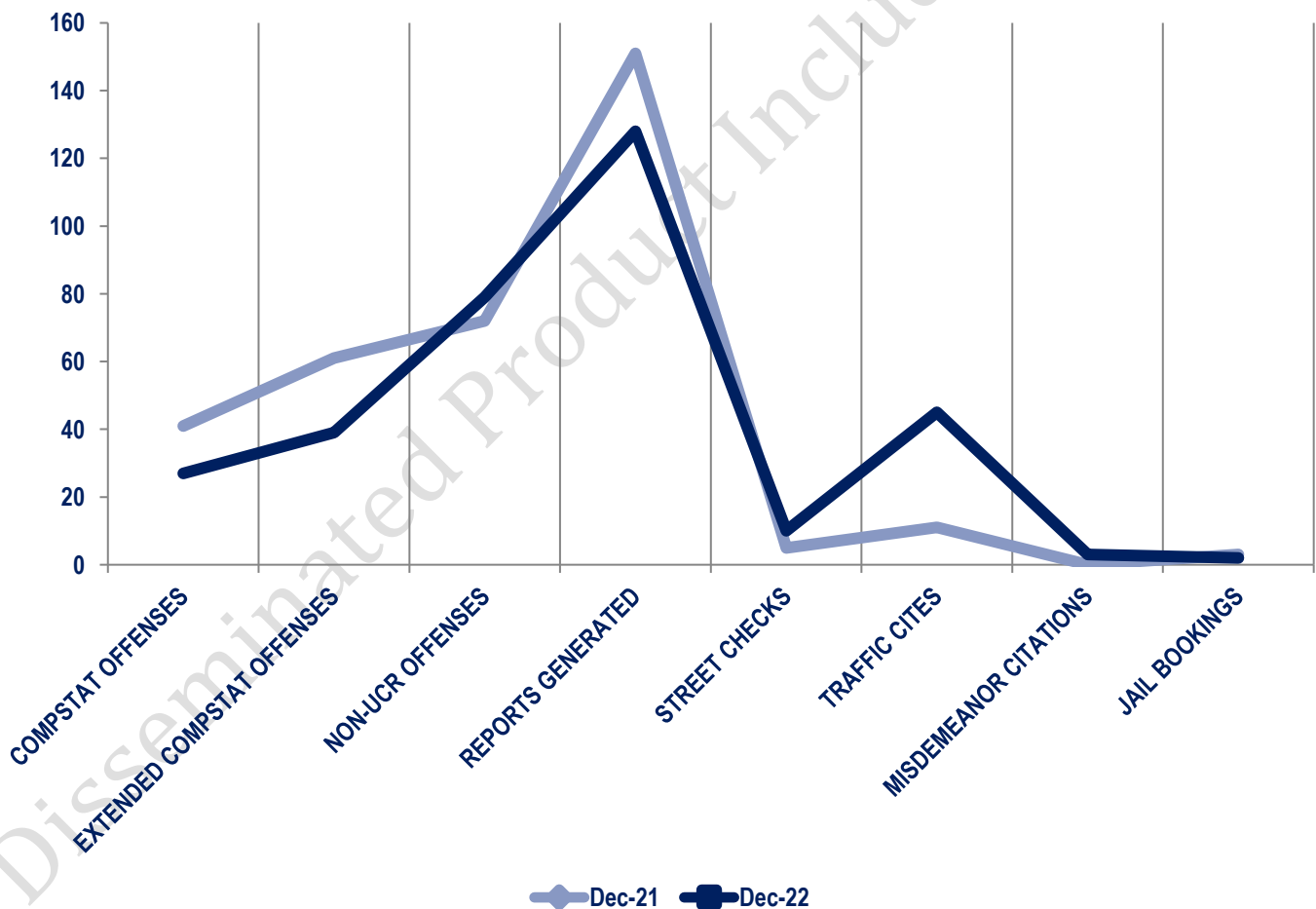
Other Event Totals



Combined Offense/Event Trends

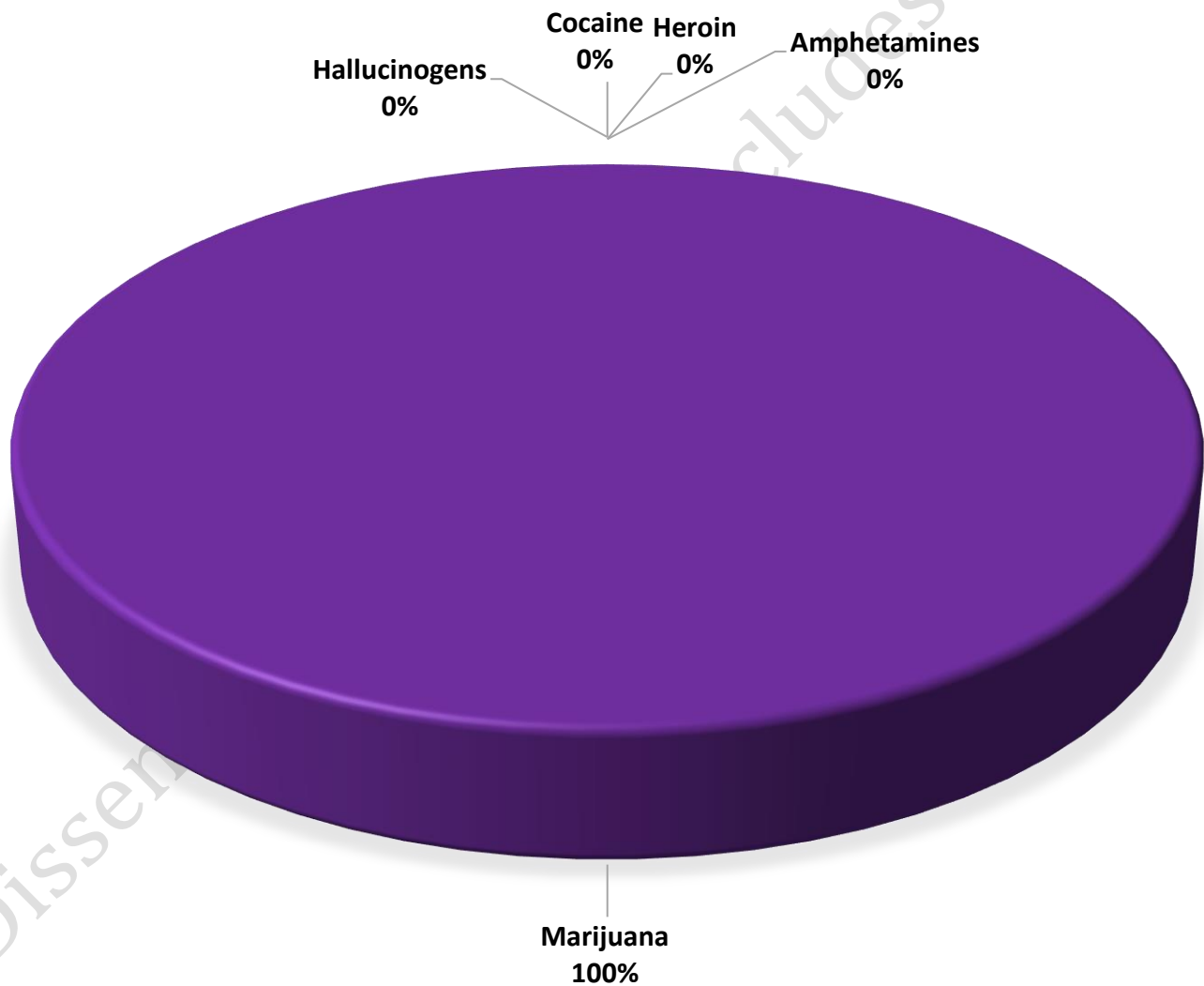
*Street checks include private impounds

	DEC 2021	DEC 2022
CompStat Offenses	41	27
Extended CompStat Offenses	61	39
Non-UCR Offenses	72	79
Reports Generated	151	128
Street Checks	5	10
Traffic Cites	11	45
Misdemeanor Citations	0	3
Jail Bookings	3	2



Seized Drugs

TYPE	DOSES	STREET VALUE
Cocaine	0.0	\$ -
Heroin	0.0	\$ -
Marijuana	2.0	\$ 6.64
Hallucinogens	0.0	\$ -
Amphetamines	0.0	\$ -
TOTAL	2.0	\$ 6.64



CompStat & Extended CompStat Offenses - One Year

