



## CITY COUNCIL DISTRICT #7

### MONTHLY OFFENSE SUMMARY

January 2022

These figures represent preliminary counts of original Police Incident Reports and include all offenses within the above listed City Council District only. Full statistical analysis to determine the confidence level of this data has not been performed. The results contained herein are approximate in relation to the listed area and may not fully coincide with data shown in other areas of SLCPD's Crime Statistics page such as Calls for Service, Crimes Trending, and Crime Reports due to and reflective of departmental procedures that were in place at the time the event occurred and the date this data was compiled. Results displayed are not distinguished as attempted or completed crimes, do not include other calls for police service, and only represent police service where a report was made. Police Incident Reports are classified by primary offense categories as defined by the Uniform Crime Reporting (UCR) system, however for this report all offenses are included, and each incident may have more than one offense listed on it. In cases where there is more than one offense listed, all offenses are counted individually. Although every reasonable verification effort is made, the accuracy of any data is subject to the constraints of the report generation process as well as the manner, format, and point in time of any query.

#### COMPSTAT OFFENSES: (Part I)

Chosen by the FBI as Part I Offenses because they are serious crimes that occur with regularity in all areas of the country and are likely to be reported to Police.

#### EXTENDED COMPSTAT OFFENSES: (Part II)

All other crimes other than the eight CompStat Offenses. The Uniform Crime Reporting Program gathers only arrest data for these offenses, however, SLCPD results displayed in this document display all of these, regardless of the presence of arrest data.

#### ALL OTHER OFFENSES:

Under the Extended CompStat Offense section, 'All Other Offenses' include Peeping Tom, Trespass, Kidnap/Abduction, Pornography, Extortion/Blackmail, Bribery, Warrants, Sexual Offenses, Obstruction, Public Peace, and Hit & Run.

#### NON-UCR OFFENSES:

Non-UCR Offenses include reports for all other offenses not classified as a CompStat or Extended CompStat Offense. Results displayed separate some of these offenses such as Ambulance Calls, Deaths, Missing Persons, Suicides, Suspicious Activity, and Traffic Accidents.

#### ALL OTHER NON-UCR:

Under the Non-UCR category, 'All Other' include the remainder of offenses not classified as CompStat or CompStat Extended and not separated from the Non-UCR Offenses. These include things such as Loud Parties, Barking Dogs, Mentally Ill Subjects, Citizen Assistance, etc.

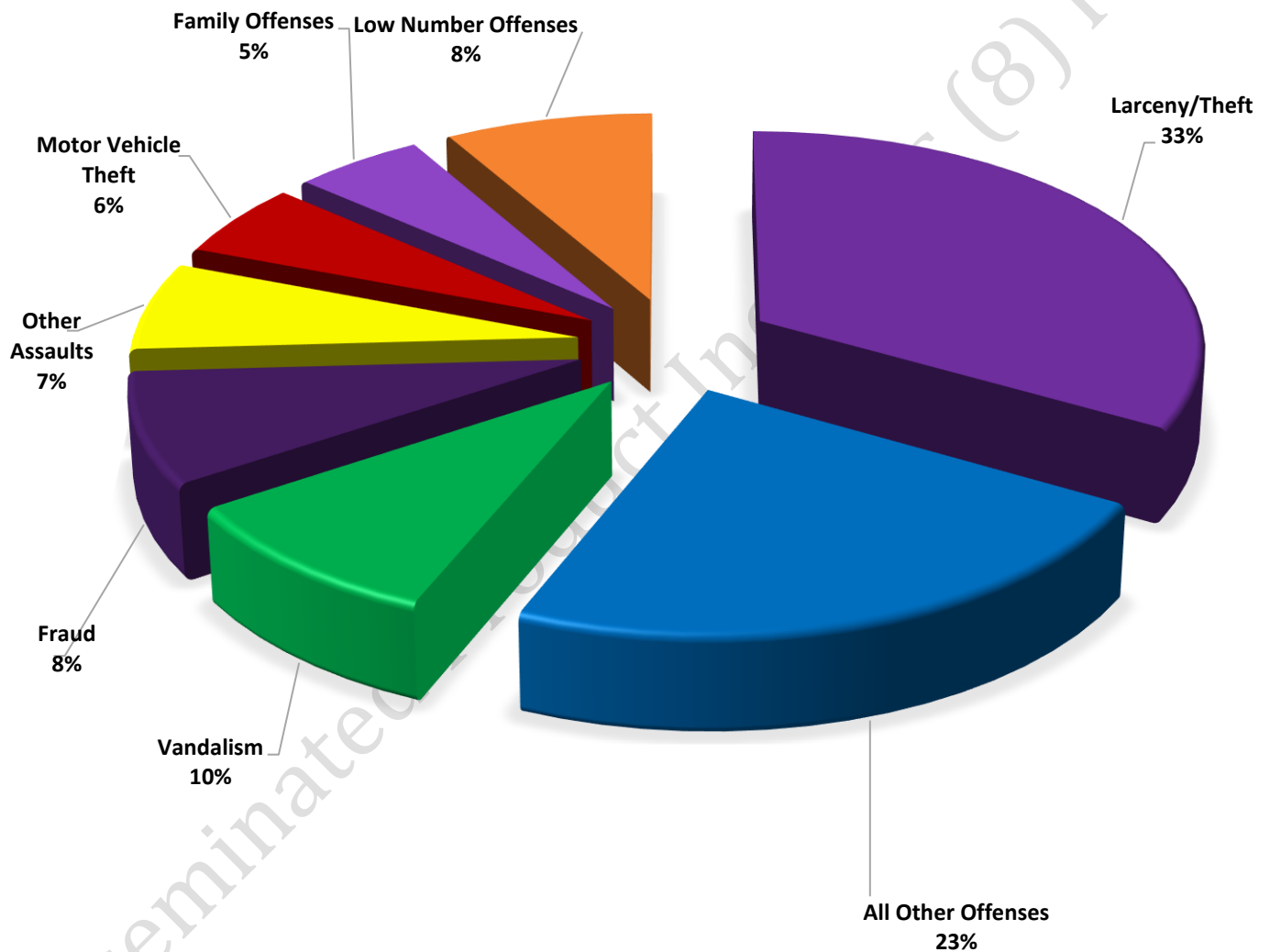
#### LOW NUMBER OFFENSES:

On page two, in the interest of space and allowing for easier viewing, the category titled 'Low Number Offenses' include CompStat and Extended CompStat Offenses from page one that have totals under the amount of 10.

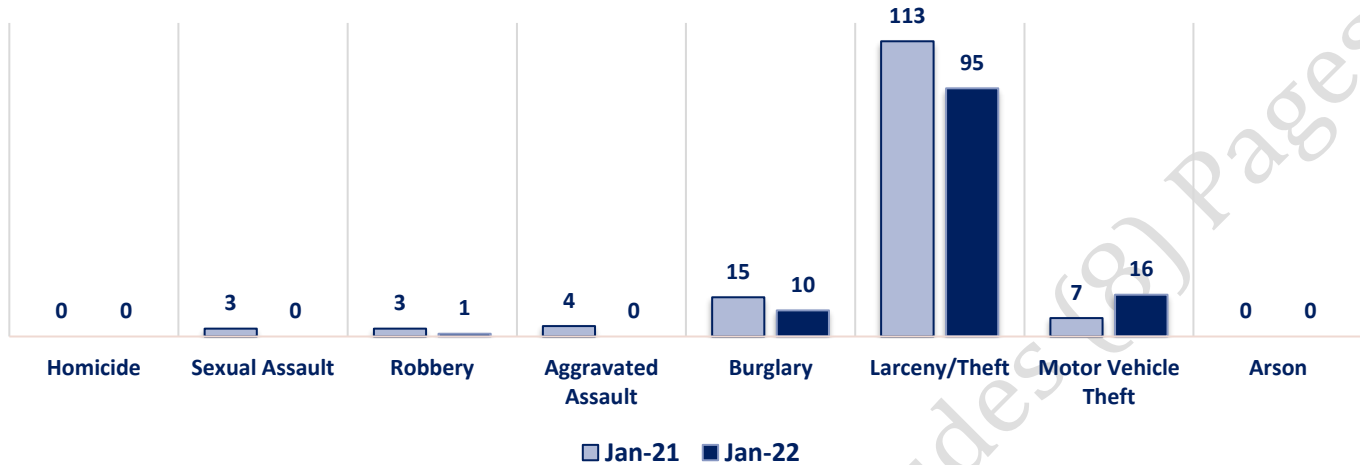
## Offenses

COMPSTAT OFFENSES	VIOLENT	Offense	Jan-21	Jan-22	EXTENDED COMPSTAT OFFENSES
		Homicide	0	0	
		Sexual Assault	3	0	
		Robbery	3	1	
		Aggravated Assault	4	0	
	PROPERTY	Burglary	15	10	
		Larceny/Theft	113	95	
		Motor Vehicle Theft	7	16	
		Arson	0	0	
		COMPSTAT TOTALS	145	122	
NON-UCR OFFENSES	Ambulance Calls	8	7		
	Deaths	4	3		
	Missing Persons	1	2		
	Suicides	0	0		
	Suspicious Activity	13	18		
	Traffic Accidents	44	35		
	All Other	67	80		
NON-UCR TOTALS	137	145			
TOTALS	COMPSTAT OFFENSES	145	122		
	EXTENDED COMPSTAT OFFENSES	170	164		
	NON-UCR OFFENSES	137	145		
	TOTAL	452	431		
OFFENSE		Jan-21	Jan-22		
Other Assaults		28	19		
Forgery/Counterfeiting		5	1		
Fraud		20	24		
Embezzlement		0	0		
Stolen Property		5	1		
Vandalism		22	27		
Weapons		2	0		
Prostitution		0	0		
Sex Offenses		1	0		
Drug Abuse		5	4		
Gambling		0	0		
Family Offenses		25	15		
DUI		4	1		
Liquor Laws		2	0		
Drunkenness		5	2		
Disorderly Conduct		3	4		
All Other Offenses		43	66		
Curfew/Loitering		0	0		
Runaway		0	0		
EXTENDED COMPSTAT TOTALS		170	164		

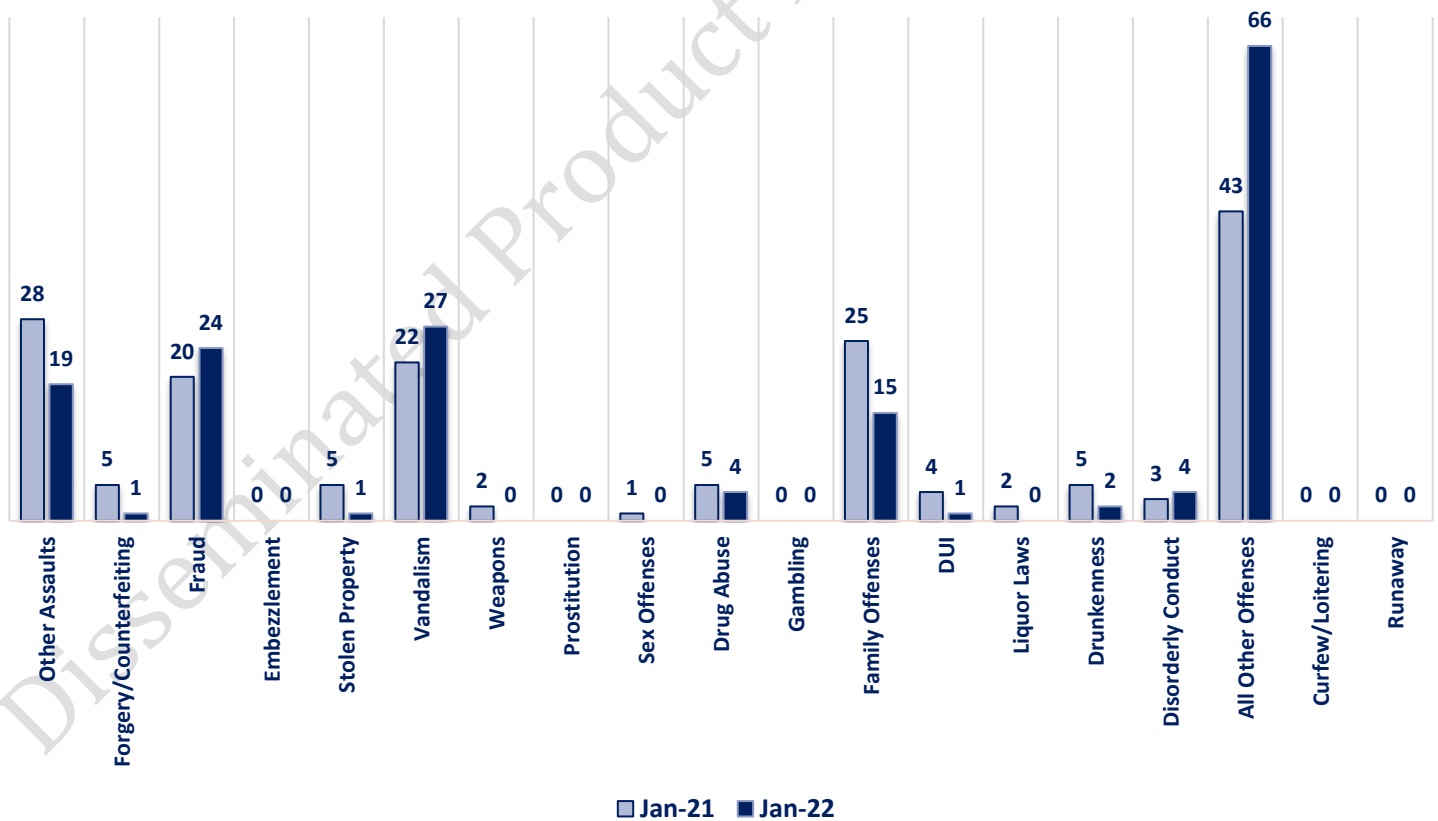
**JANUARY 2022 - COMPSTAT AND EXTENDED COMPSTAT  
OFFENSE PERCENTAGES**



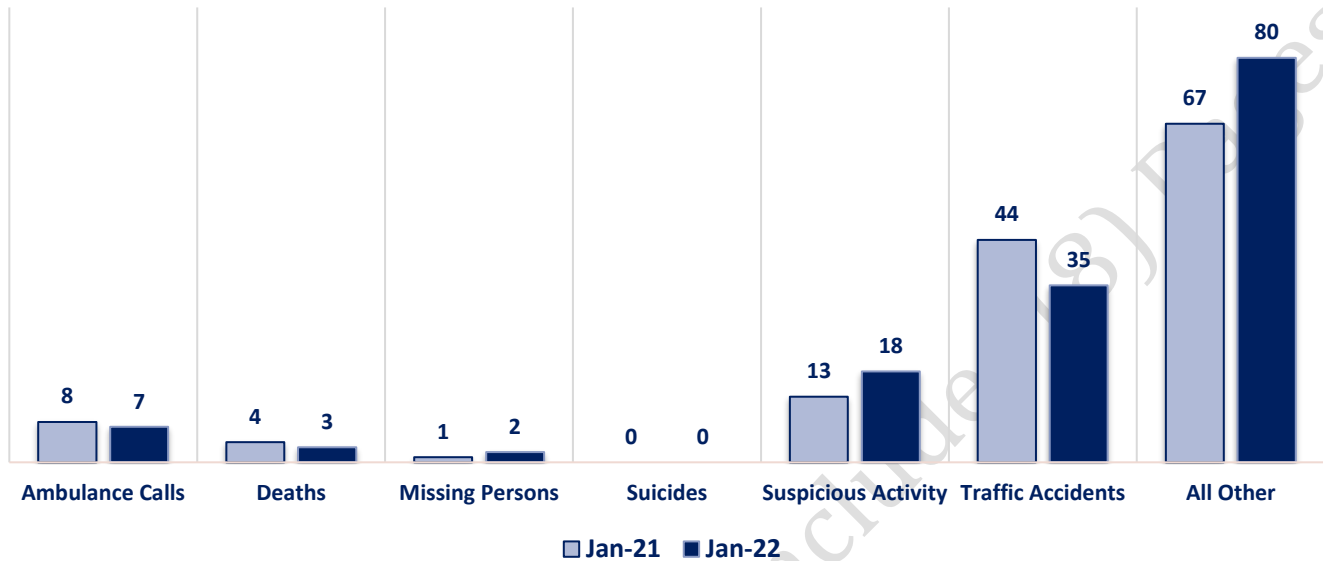
### CompStat Offenses



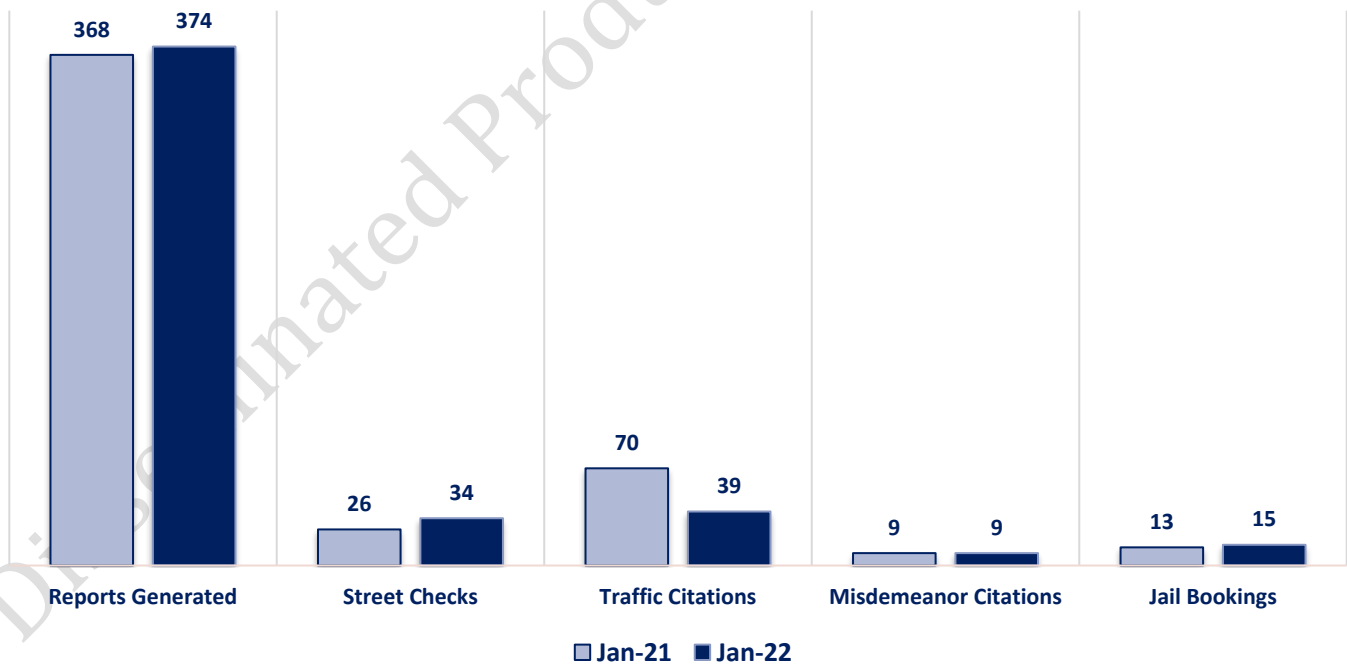
### Extended CompStat Offenses



### Non-UCR Offenses

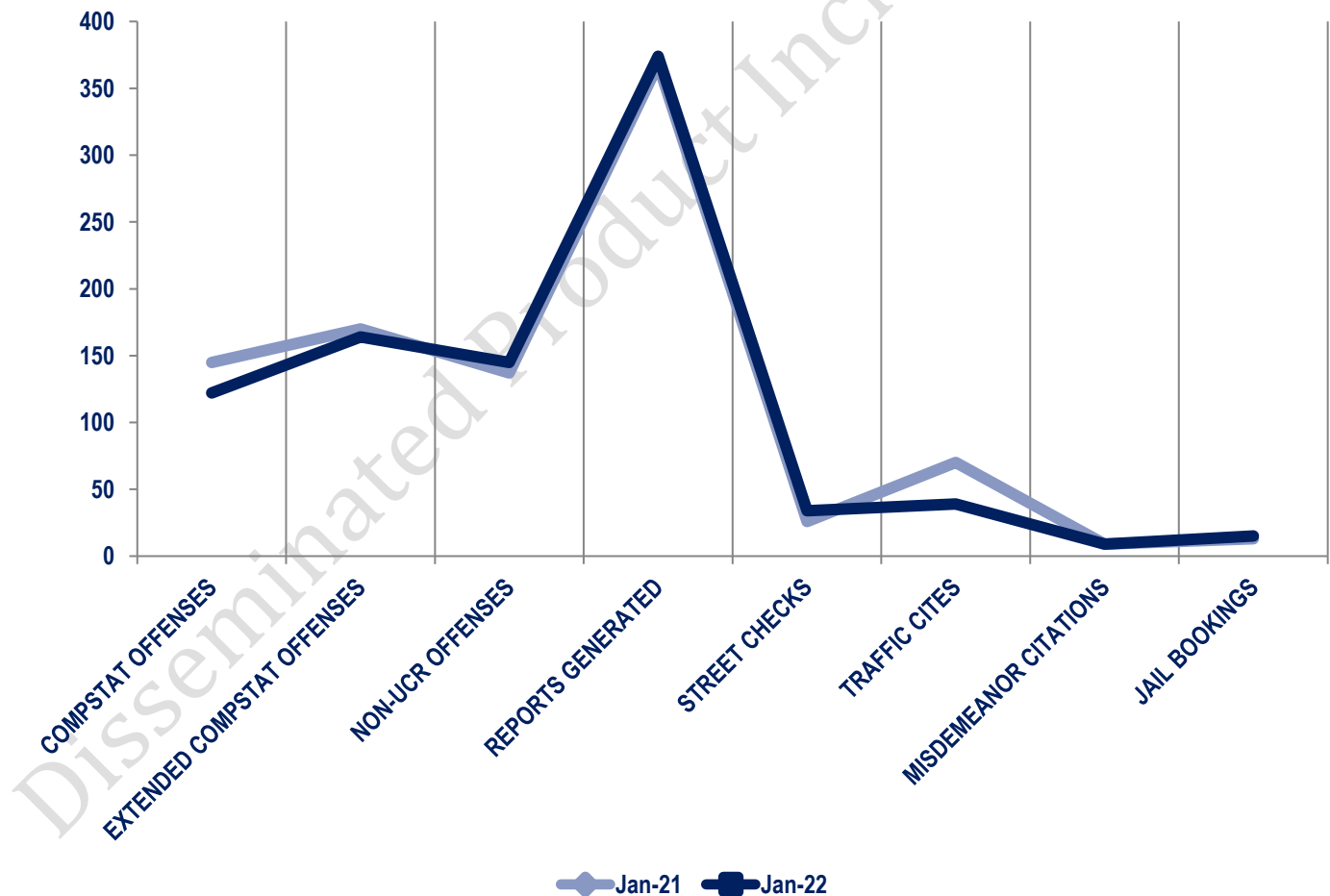


### Other Event Totals



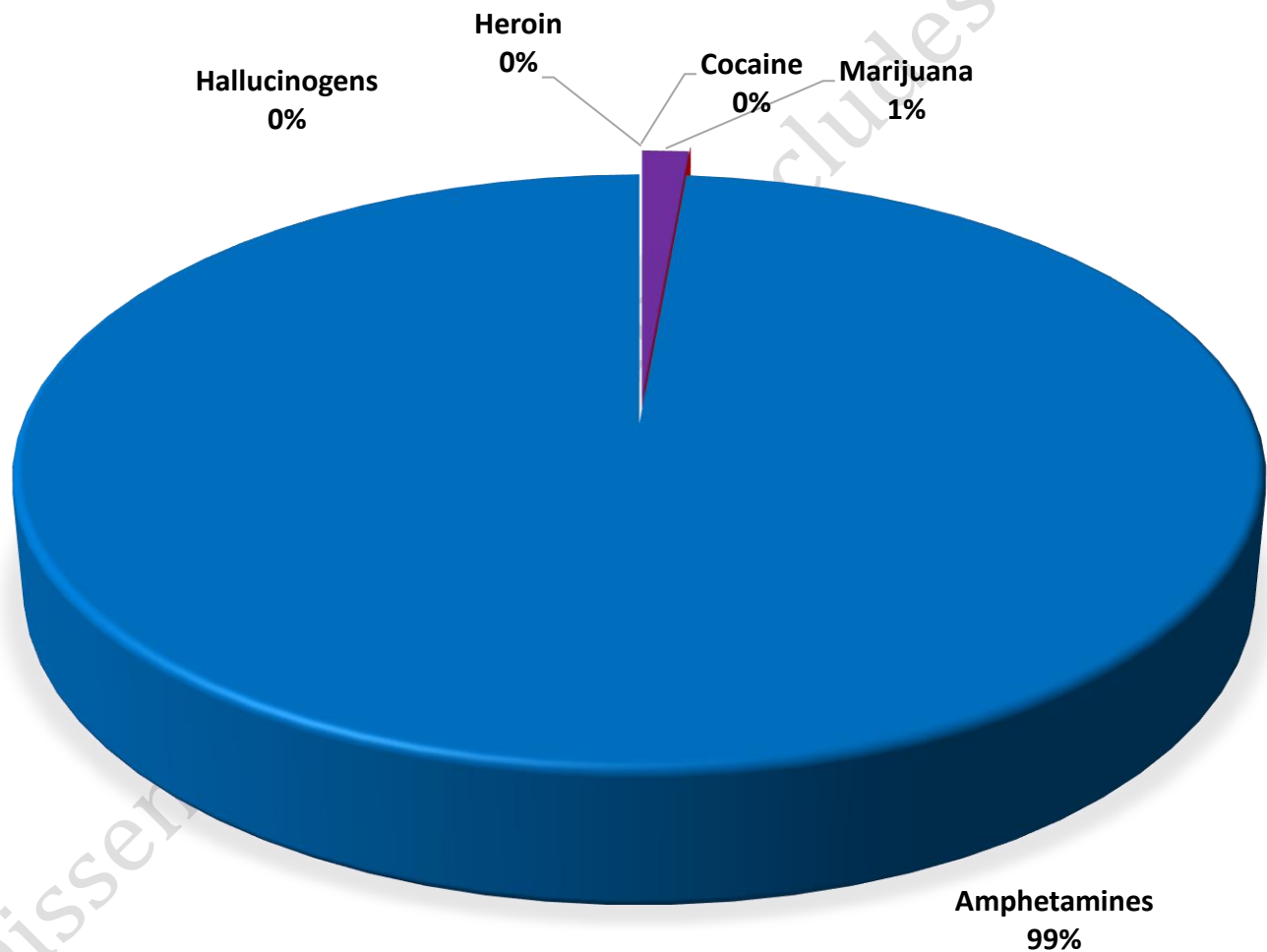
### Combined Offense/Event Trends

	JAN 2021	JAN 2022
<b>CompStat Offenses</b>	145	122
<b>Extended CompStat Offenses</b>	170	164
<b>Non-UCR Offenses</b>	137	145
<b>Reports Generated</b>	368	374
<b>Street Checks</b>	26	34
<b>Traffic Cites</b>	70	39
<b>Misdemeanor Citations</b>	9	9
<b>Jail Bookings</b>	13	15

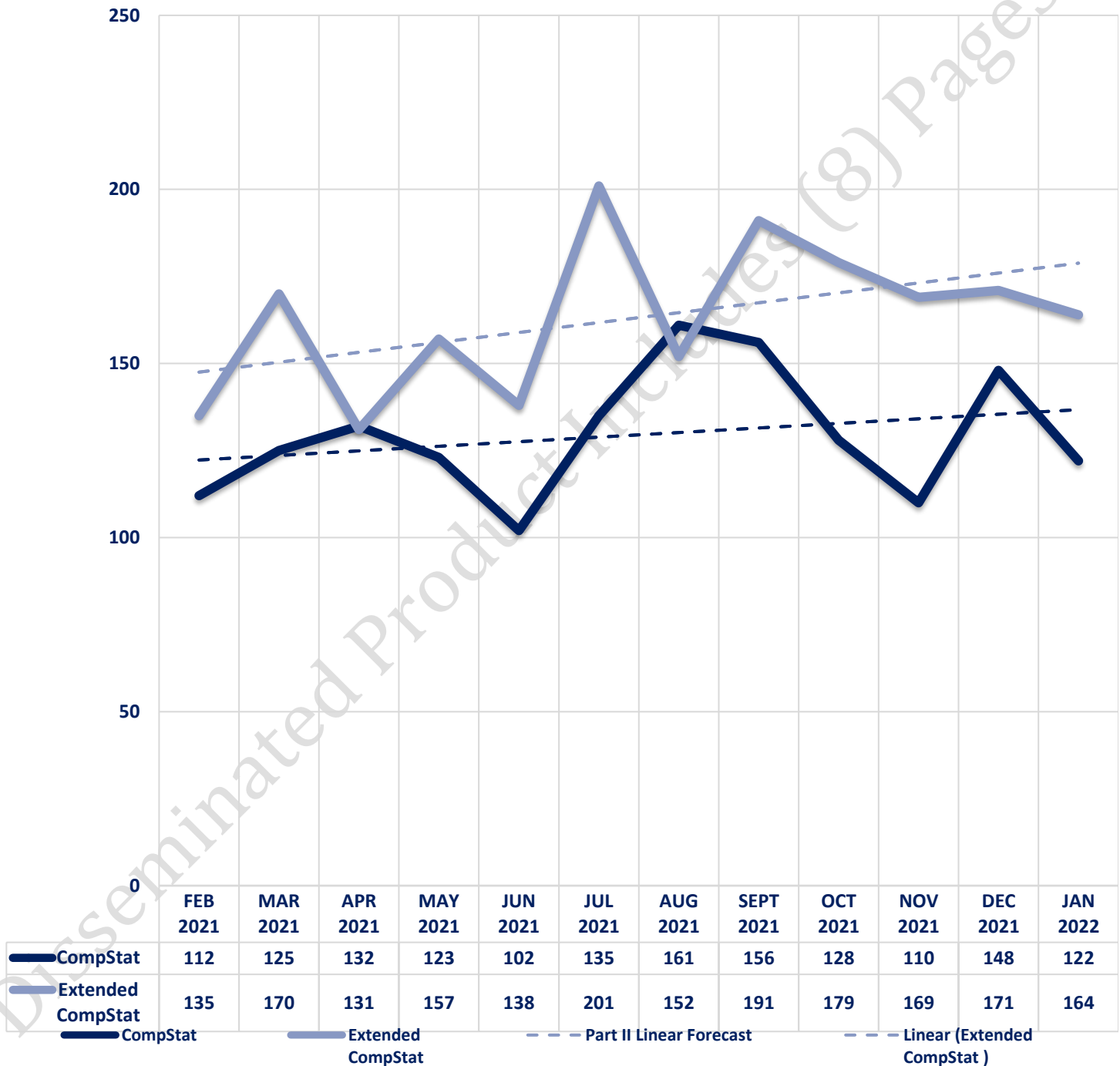


### Seized Drugs

TYPE	DOSES	STREET VALUE
Cocaine	0.0	\$ -
Heroin	0.0	\$ -
Marijuana	1.8	\$ 10.58
Hallucinogens	0.0	\$ -
Amphetamines	124.0	\$ 1,240.00
<b>TOTAL</b>	<b>125.8</b>	<b>\$ 1,250.58</b>



## CompStat & Extended CompStat Offenses - One Year





## CITY COUNCIL DISTRICT #7

### MONTHLY OFFENSE SUMMARY

**February 2022**

These figures represent preliminary counts of original Police Incident Reports and include all offenses within the above listed City Council District only. Full statistical analysis to determine the confidence level of this data has not been performed. The results contained herein are approximate in relation to the listed area and may not fully coincide with data shown in other areas of SLCPD's Crime Statistics page such as Calls for Service, Crimes Trending, and Crime Reports due to and reflective of departmental procedures that were in place at the time the event occurred and the date this data was compiled. Results displayed are not distinguished as attempted or completed crimes, do not include other calls for police service, and only represent police service where a report was made. Police Incident Reports are classified by primary offense categories as defined by the Uniform Crime Reporting (UCR) system, however for this report all offenses are included, and each incident may have more than one offense listed on it. In cases where there is more than one offense listed, all offenses are counted individually. Although every reasonable verification effort is made, the accuracy of any data is subject to the constraints of the report generation process as well as the manner, format, and point in time of any query.

#### **COMPSTAT OFFENSES:** (Part I)

Chosen by the FBI as Part I Offenses because they are serious crimes that occur with regularity in all areas of the country and are likely to be reported to Police.

#### **EXTENDED COMPSTAT OFFENSES:** (Part II)

All other crimes other than the eight CompStat Offenses. The Uniform Crime Reporting Program gathers only arrest data for these offenses, however, SLCPD results displayed in this document display all of these, regardless of the presence of arrest data.

#### **ALL OTHER OFFENSES:**

Under the Extended CompStat Offense section, 'All Other Offenses' include Peeping Tom, Trespass, Kidnap/Abduction, Pornography, Extortion/Blackmail, Bribery, Warrants, Sexual Offenses, Obstruction, Public Peace, and Hit & Run.

#### **NON-UCR OFFENSES:**

Non-UCR Offenses include reports for all other offenses not classified as a CompStat or Extended CompStat Offense. Results displayed separate some of these offenses such as Ambulance Calls, Deaths, Missing Persons, Suicides, Suspicious Activity, and Traffic Accidents.

#### **ALL OTHER NON-UCR:**

Under the Non-UCR category, 'All Other' include the remainder of offenses not classified as CompStat or CompStat Extended and not separated from the Non-UCR Offenses. These include things such as Loud Parties, Barking Dogs, Mentally Ill Subjects, Citizen Assistance, etc.

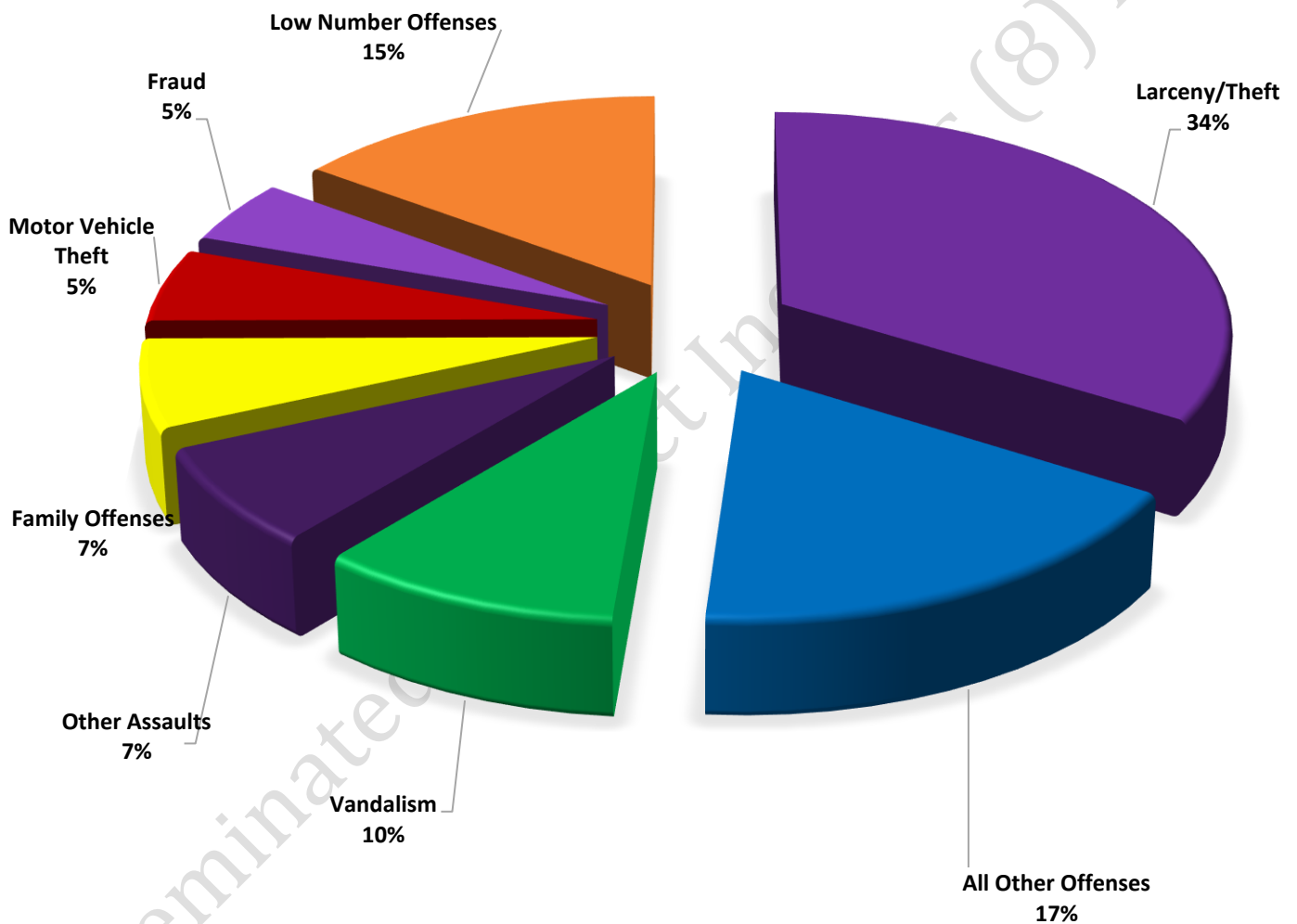
#### **LOW NUMBER OFFENSES:**

On page two, in the interest of space and allowing for easier viewing, the category titled 'Low Number Offenses' include CompStat and Extended CompStat Offenses from page one that have totals under the amount of 11.

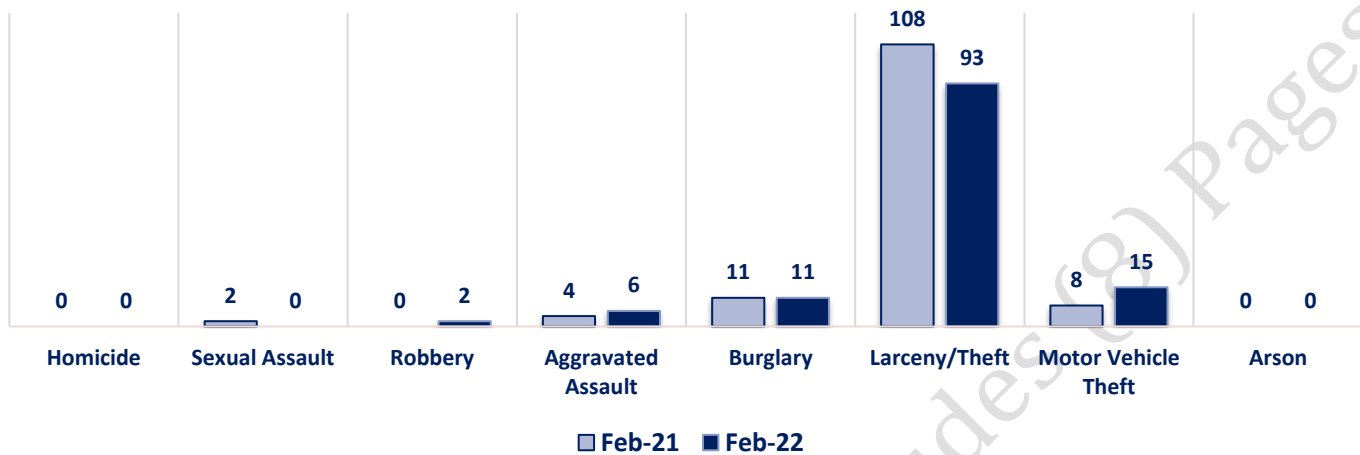
## Offenses

COMPSTAT OFFENSES	VIOLENT	Offense	Feb-21	Feb-22	OFFENSE	Feb-21	Feb-22
		Homicide	0	0	Other Assaults	20	20
		Sexual Assault	2	0	Forgery/Counterfeiting	2	1
		Robbery	0	2	Fraud	20	13
		Aggravated Assault	4	6	Embezzlement	0	0
		Burglary	11	11	Stolen Property	1	1
		Larceny/Theft	108	93	Vandalism	17	27
		Motor Vehicle Theft	8	15	Weapons	1	2
		Arson	0	0	Prostitution	1	0
		COMPSTAT TOTALS	133	127	Sex Offenses	2	1
NON-UCR OFFENSES	Ambulance Calls	6	13	Drug Abuse	9	5	
	Deaths	4	5	Gambling	0	0	
	Missing Persons	4	5	Family Offenses	19	18	
	Suicides	0	0	DUI	5	5	
	Suspicious Activity	11	8	Liquor Laws	0	0	
	Traffic Accidents	34	35	Drunkenness	3	4	
	All Other	48	82	Disorderly Conduct	2	3	
	NON-UCR TOTALS	107	148	All Other Offenses	50	48	
TOTALS	COMPSTAT OFFENSES	133	127	Curfew/Loitering	0	0	
	EXTENDED COMPSTAT OFFENSES	152	148	Runaway	0	0	
	NON-UCR OFFENSES	107	148	EXTENDED COMPSTAT TOTALS	152	148	
	TOTAL	392	423				

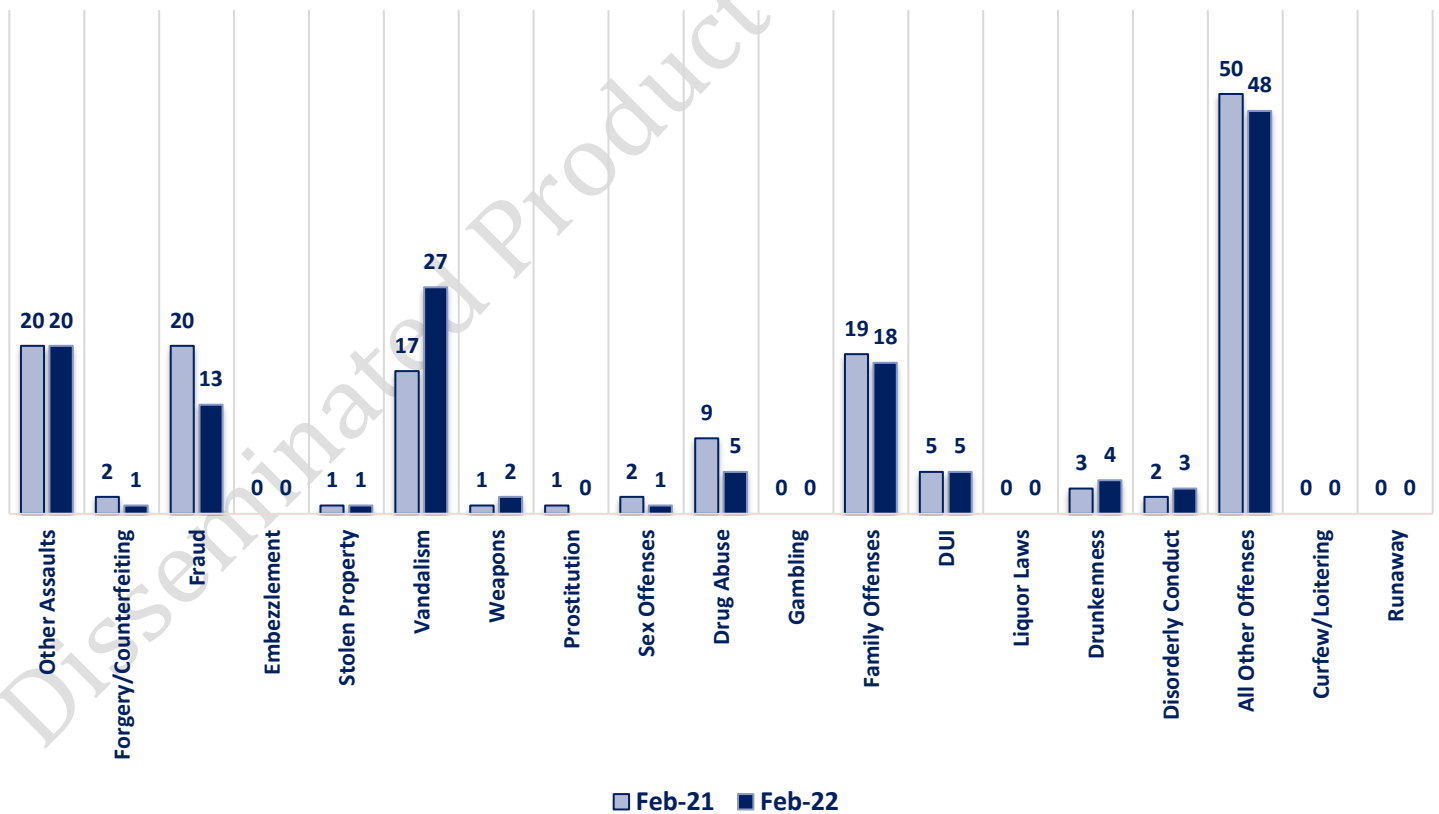
**FEBRUARY 2022 - COMPSTAT AND EXTENDED COMPSTAT  
OFFENSE PERCENTAGES**



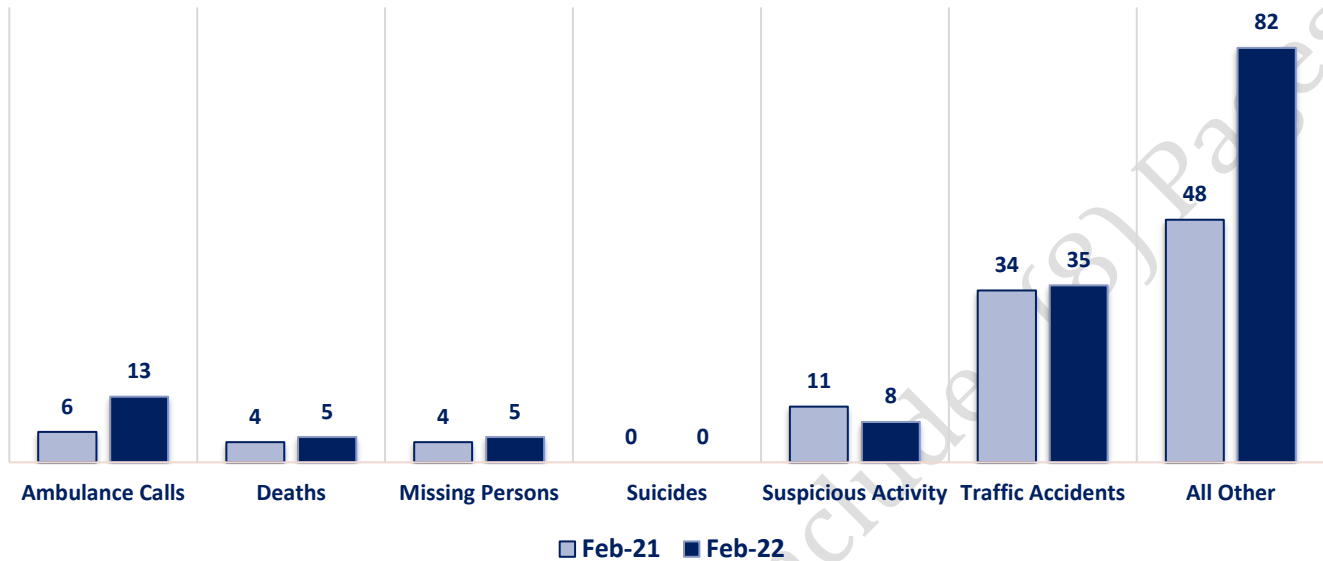
### CompStat Offenses



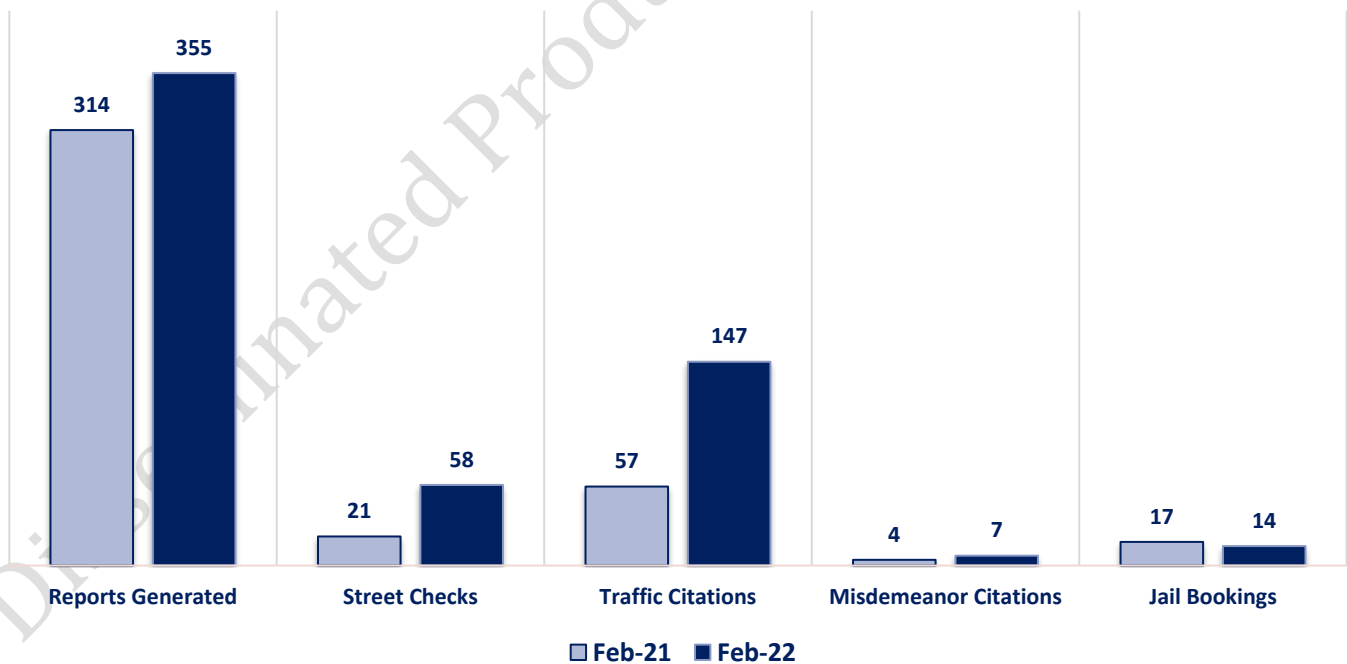
### Extended CompStat Offenses



### Non-UCR Offenses

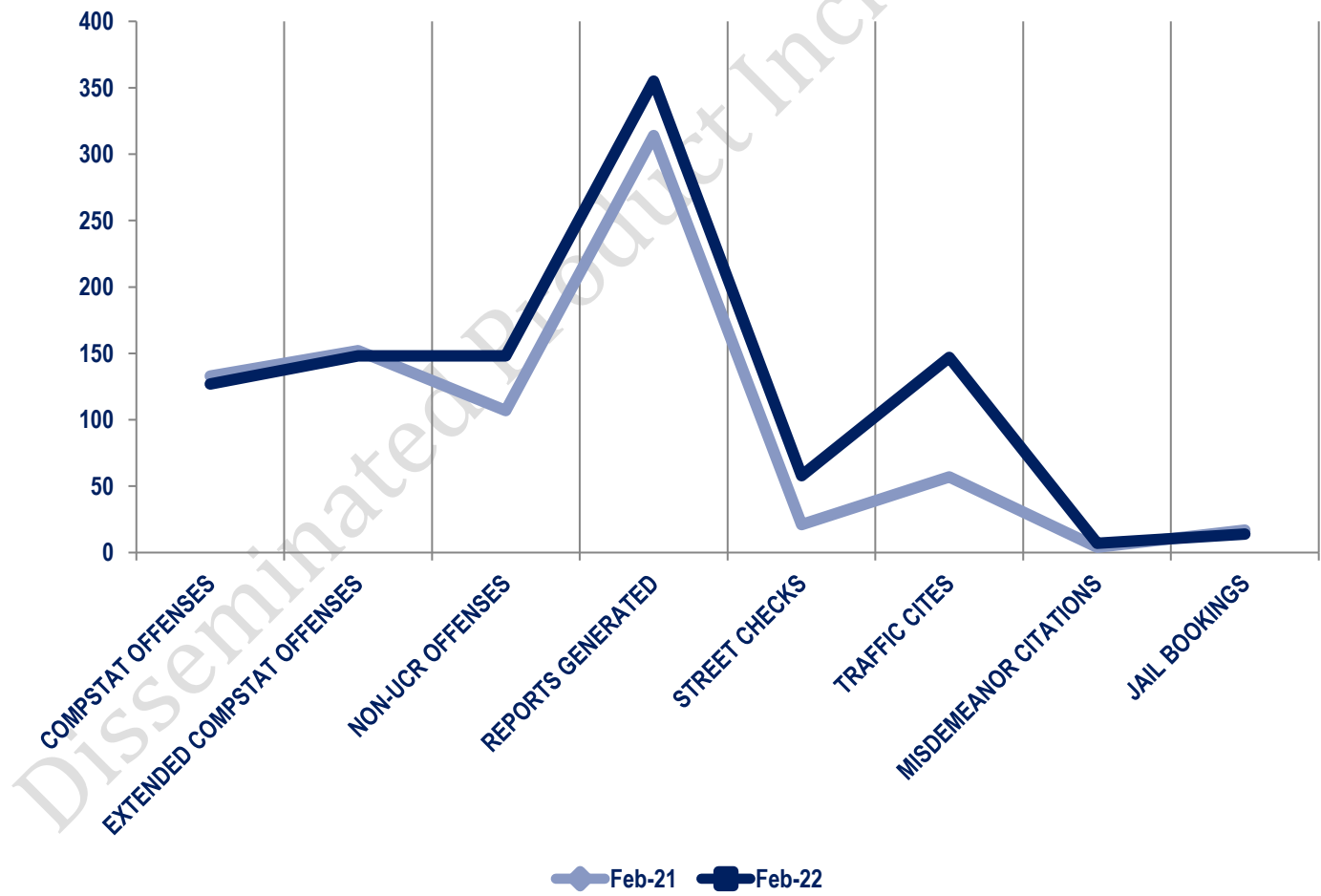


### Other Event Totals



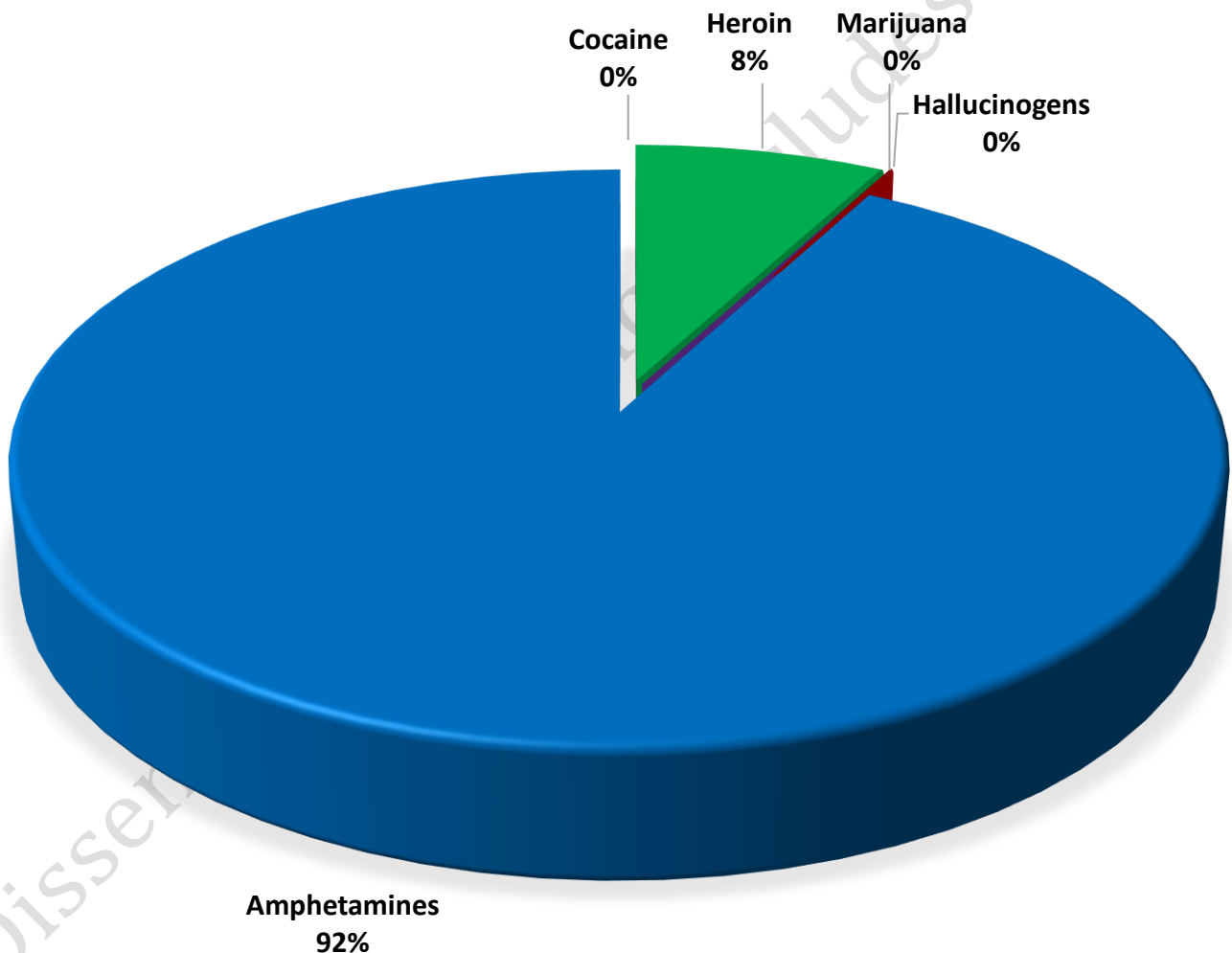
### Combined Offense/Event Trends

	FEB 2021	FEB 2022
<b>CompStat Offenses</b>	133	127
<b>Extended CompStat Offenses</b>	152	148
<b>Non-UCR Offenses</b>	107	148
<b>Reports Generated</b>	314	355
<b>Street Checks</b>	21	58
<b>Traffic Cites</b>	57	147
<b>Misdemeanor Citations</b>	4	7
<b>Jail Bookings</b>	17	14

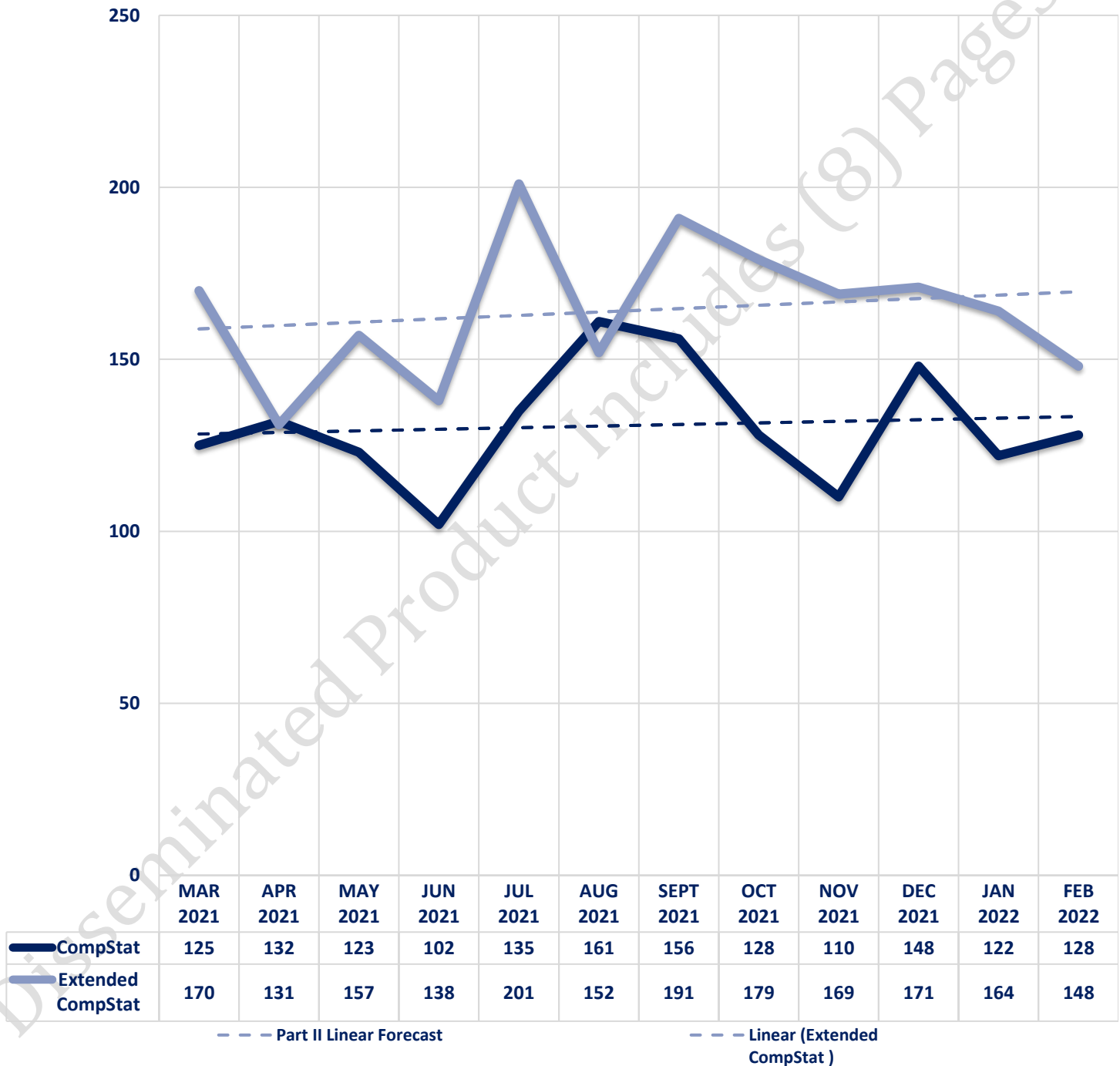


### Seized Drugs

TYPE	DOSES	STREET VALUE
Cocaine	0.0	\$ -
Heroin	13.0	\$ 130.00
Marijuana	0.0	\$ -
Hallucinogens	0.0	\$ -
Amphetamines	153.0	\$ 1,530.00
<b>TOTAL</b>	<b>166.0</b>	<b>\$ 1,660.00</b>



### CompStat & Extended CompStat Offenses - One Year





## CITY COUNCIL DISTRICT #7

### MONTHLY OFFENSE SUMMARY

March 2022

These figures represent preliminary counts of original Police Incident Reports and include all offenses within the above listed City Council District only. Full statistical analysis to determine the confidence level of this data has not been performed. The results contained herein are approximate in relation to the listed area and may not fully coincide with data shown in other areas of SLCPD's Crime Statistics page such as Calls for Service, Crimes Trending, and Crime Reports due to and reflective of departmental procedures that were in place at the time the event occurred and the date this data was compiled. Results displayed are not distinguished as attempted or completed crimes, do not include other calls for police service, and only represent police service where a report was made. Police Incident Reports are classified by primary offense categories as defined by the Uniform Crime Reporting (UCR) system, however for this report all offenses are included, and each incident may have more than one offense listed on it. In cases where there is more than one offense listed, all offenses are counted individually. Although every reasonable verification effort is made, the accuracy of any data is subject to the constraints of the report generation process as well as the manner, format, and point in time of any query.

#### COMPSTAT OFFENSES: (Part I)

Chosen by the FBI as Part I Offenses because they are serious crimes that occur with regularity in all areas of the country and are likely to be reported to Police.

#### EXTENDED COMPSTAT OFFENSES: (Part II)

All other crimes other than the eight CompStat Offenses. The Uniform Crime Reporting Program gathers only arrest data for these offenses, however, SLCPD results displayed in this document display all of these, regardless of the presence of arrest data.

#### ALL OTHER OFFENSES:

Under the Extended CompStat Offense section, 'All Other Offenses' include Peeping Tom, Trespass, Kidnap/Abduction, Pornography, Extortion/Blackmail, Bribery, Warrants, Sexual Offenses, Obstruction, Public Peace, and Hit & Run.

#### NON-UCR OFFENSES:

Non-UCR Offenses include reports for all other offenses not classified as a CompStat or Extended CompStat Offense. Results displayed separate some of these offenses such as Ambulance Calls, Deaths, Missing Persons, Suicides, Suspicious Activity, and Traffic Accidents.

#### ALL OTHER NON-UCR:

Under the Non-UCR category, 'All Other' include the remainder of offenses not classified as CompStat or CompStat Extended and not separated from the Non-UCR Offenses. These include things such as Loud Parties, Barking Dogs, Mentally Ill Subjects, Citizen Assistance, etc.

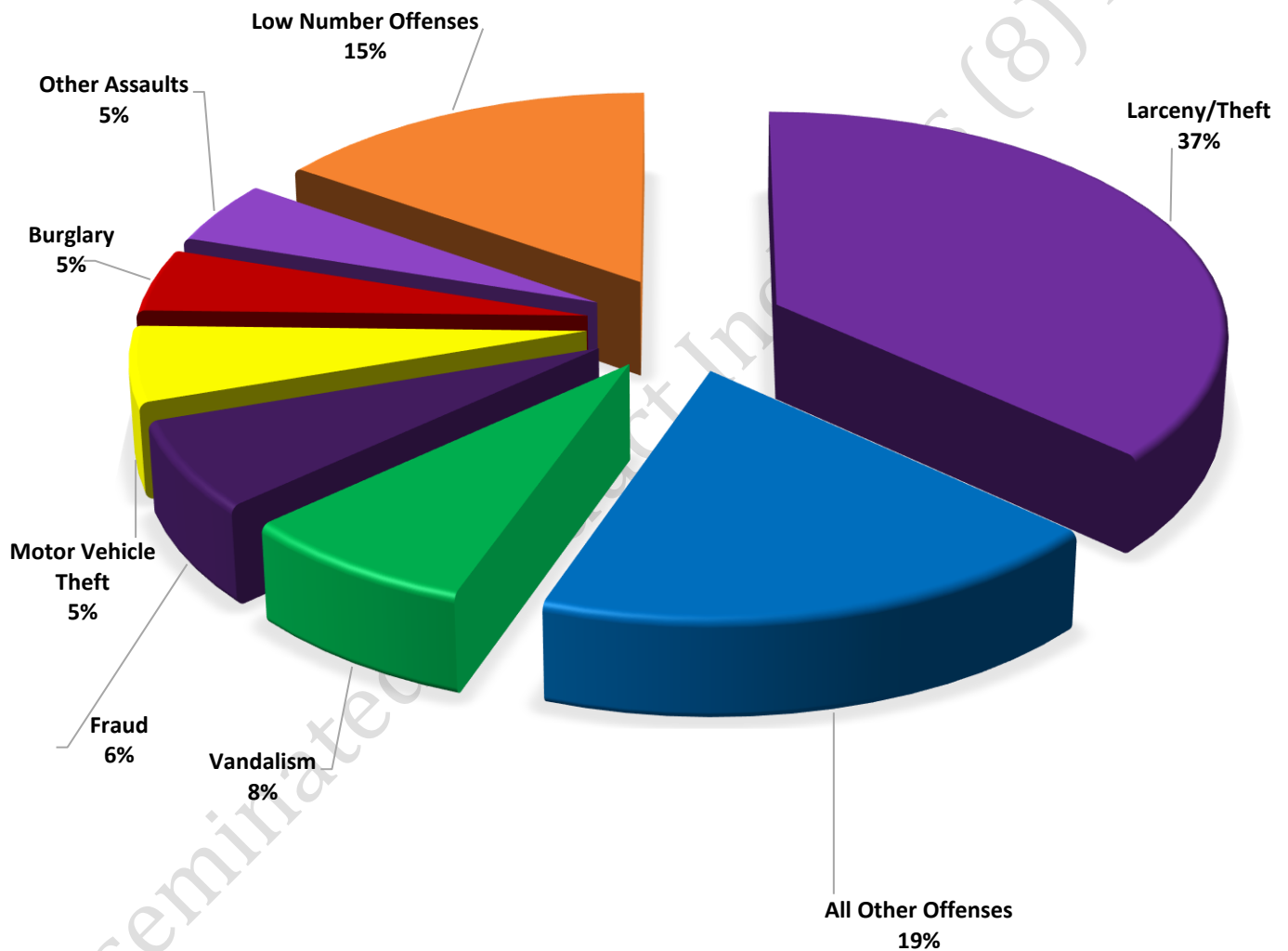
#### LOW NUMBER OFFENSES:

On page two, in the interest of space and allowing for easier viewing, the category titled 'Low Number Offenses' include CompStat and Extended CompStat Offenses from page one that have totals under the amount of 9.

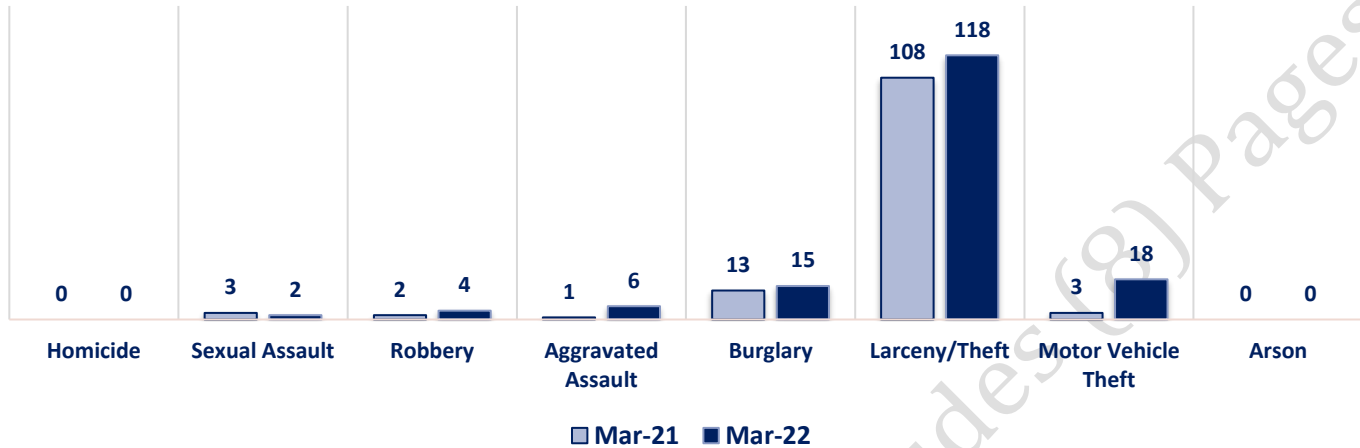
## Offenses

COMPSTAT OFFENSES	VIOLENT	Offense	Mar-21	Mar-22	OFFENSE	Mar-21	Mar-22
		Homicide	0	0	Other Assaults	25	15
		Sexual Assault	3	2	Forgery/Counterfeiting	3	2
		Robbery	2	4	Fraud	24	21
	PROPERTY	Aggravated Assault	1	6	Embezzlement	0	0
		Burglary	13	15	Stolen Property	2	3
		Larceny/Theft	108	118	Vandalism	23	25
		Motor Vehicle Theft	3	18	Weapons	2	1
		Arson	0	0	Prostitution	0	0
	COMPSTAT TOTALS		130	163	Sex Offenses	4	2
NON-UCR OFFENSES	Ambulance Calls	10	8	Drug Abuse	8	9	
	Deaths	4	2	Gambling	0	0	
	Missing Persons	2	0	Family Offenses	14	9	
	Suicides	1	2	DUI	6	4	
	Suspicious Activity	10	4	Liquor Laws	0	0	
	Traffic Accidents	37	40	Drunkenness	2	3	
	All Other	85	90	Disorderly Conduct	7	4	
	NON-UCR TOTALS	149	146	All Other Offenses	55	60	
TOTALS	COMPSTAT OFFENSES		130	163	Curfew/Loitering	0	0
	EXTENDED COMPSTAT OFFENSES		175	158	Runaway	0	0
	NON-UCR OFFENSES		149	146	EXTENDED COMPSTAT TOTALS	175	158
	TOTAL		454	467			

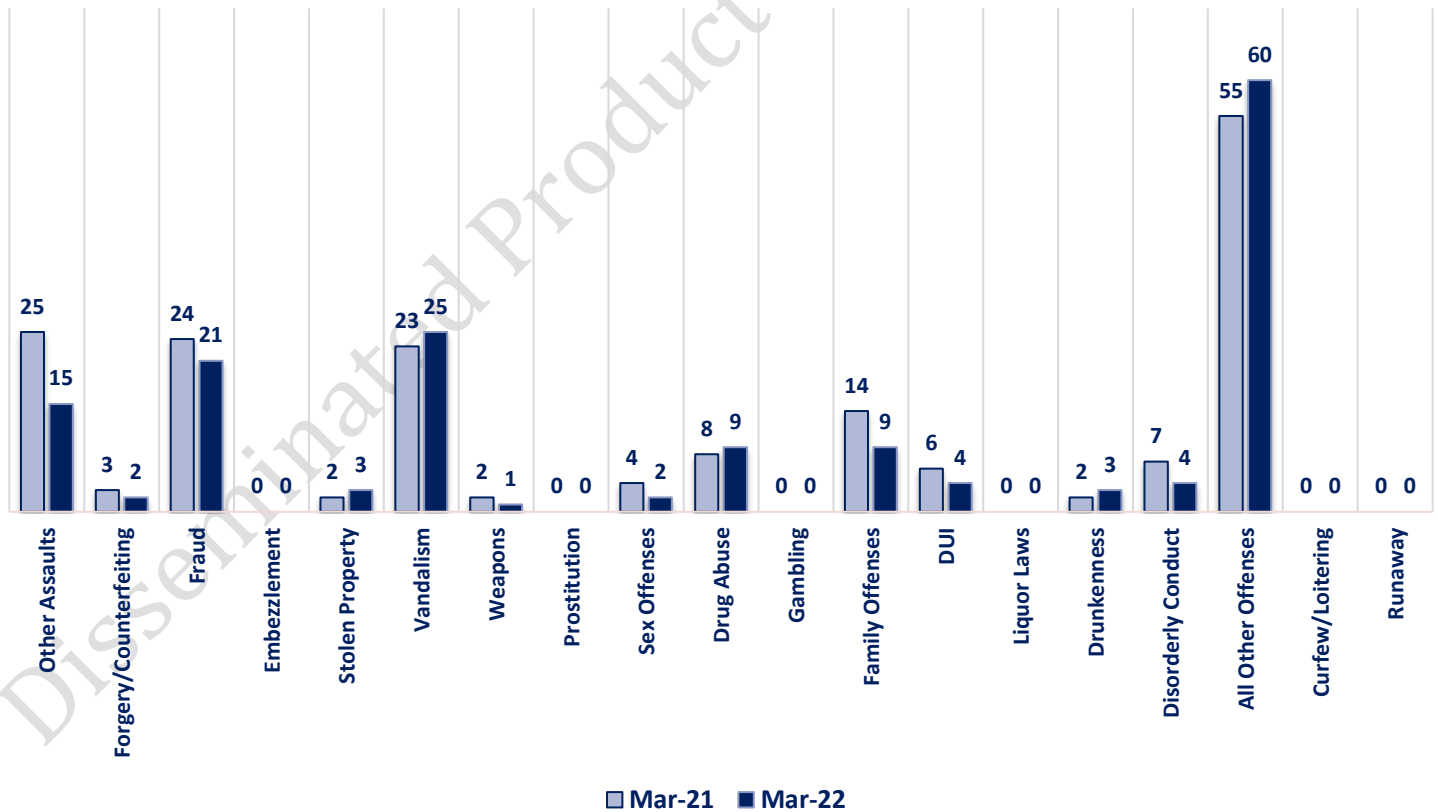
**MARCH 2022 - COMPSTAT AND EXTENDED COMPSTAT  
OFFENSE PERCENTAGES**



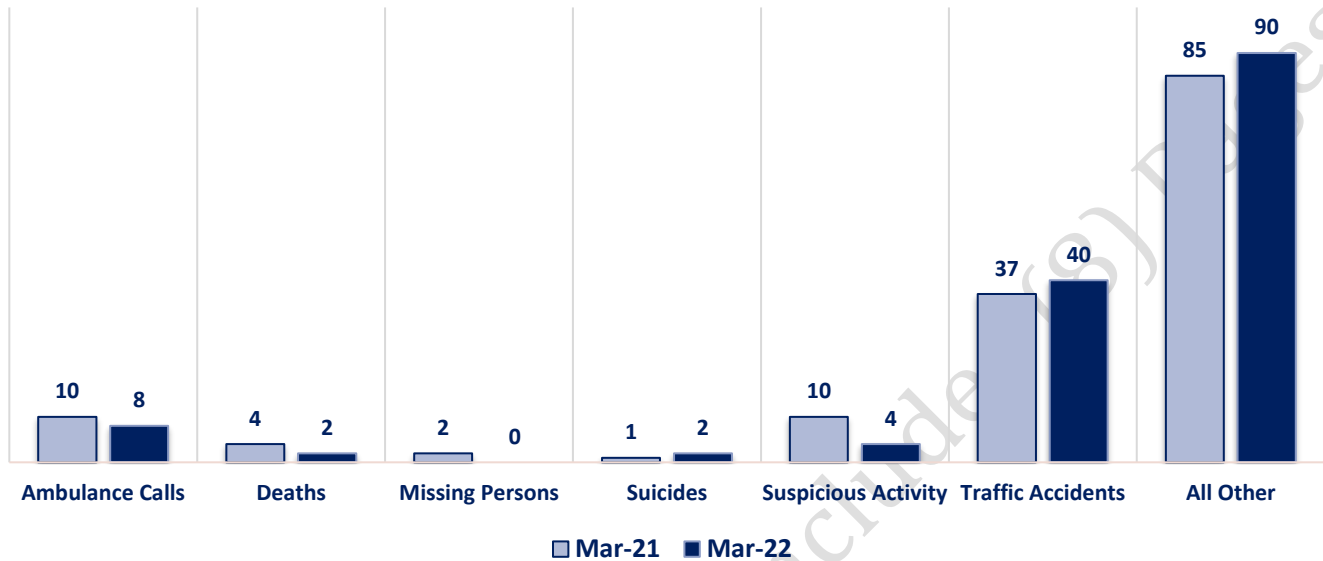
### CompStat Offenses



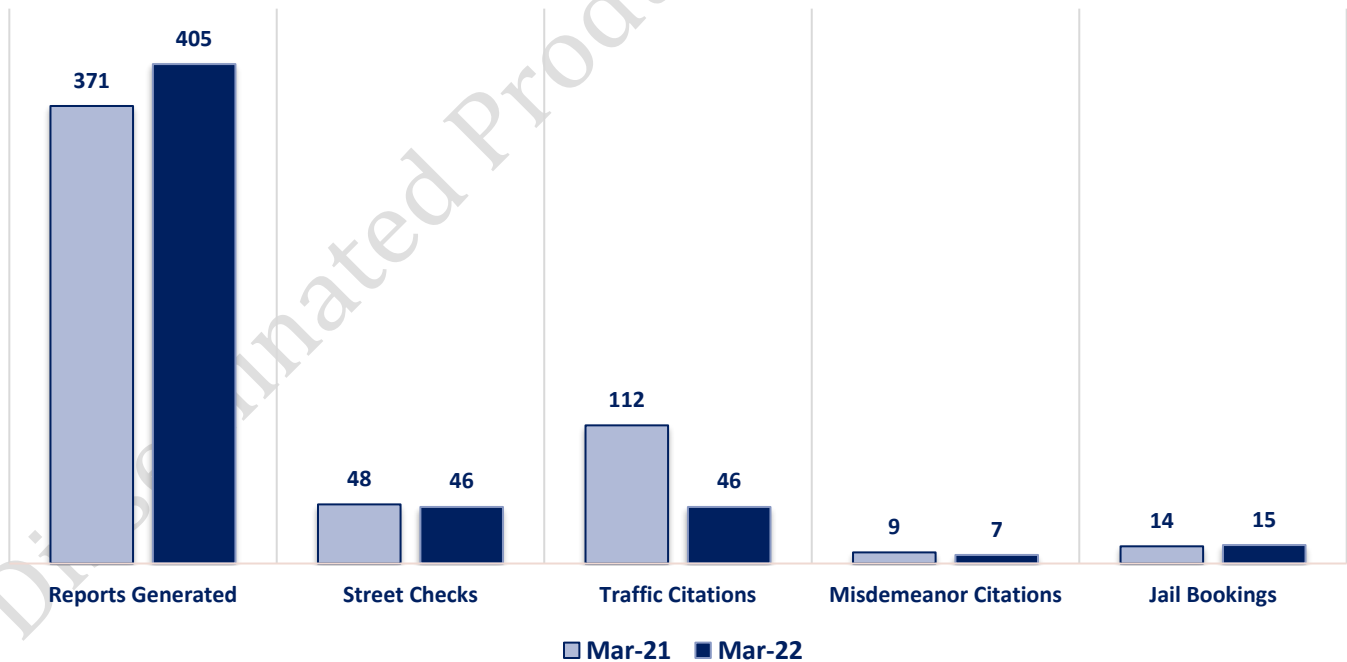
### Extended CompStat Offenses



### Non-UCR Offenses

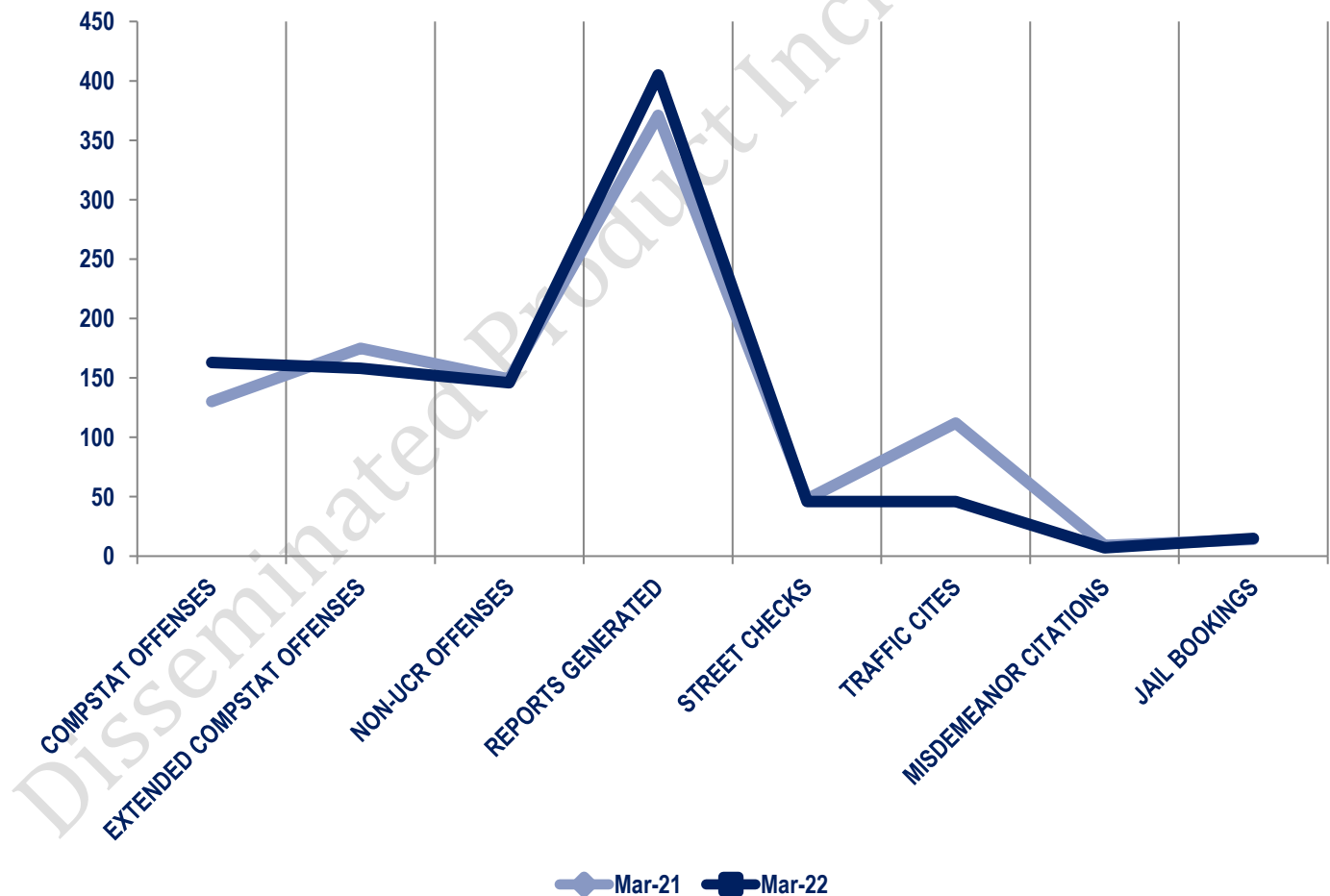


### Other Event Totals



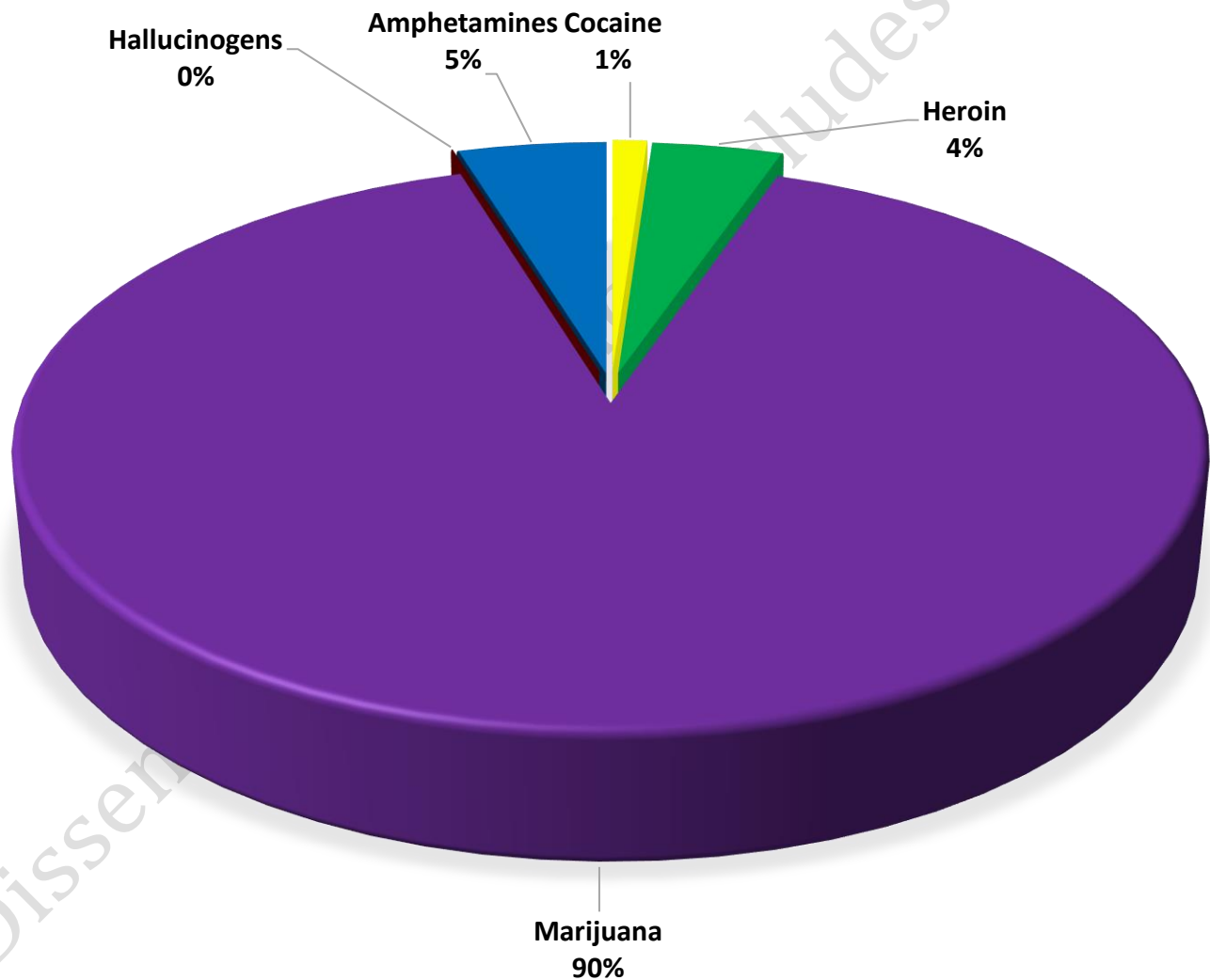
### Combined Offense/Event Trends

	MAR 2021	MAR 2022
<b>CompStat Offenses</b>	130	163
<b>Extended CompStat Offenses</b>	175	158
<b>Non-UCR Offenses</b>	149	146
<b>Reports Generated</b>	371	405
<b>Street Checks</b>	48	46
<b>Traffic Cites</b>	112	46
<b>Misdemeanor Citations</b>	9	7
<b>Jail Bookings</b>	14	15

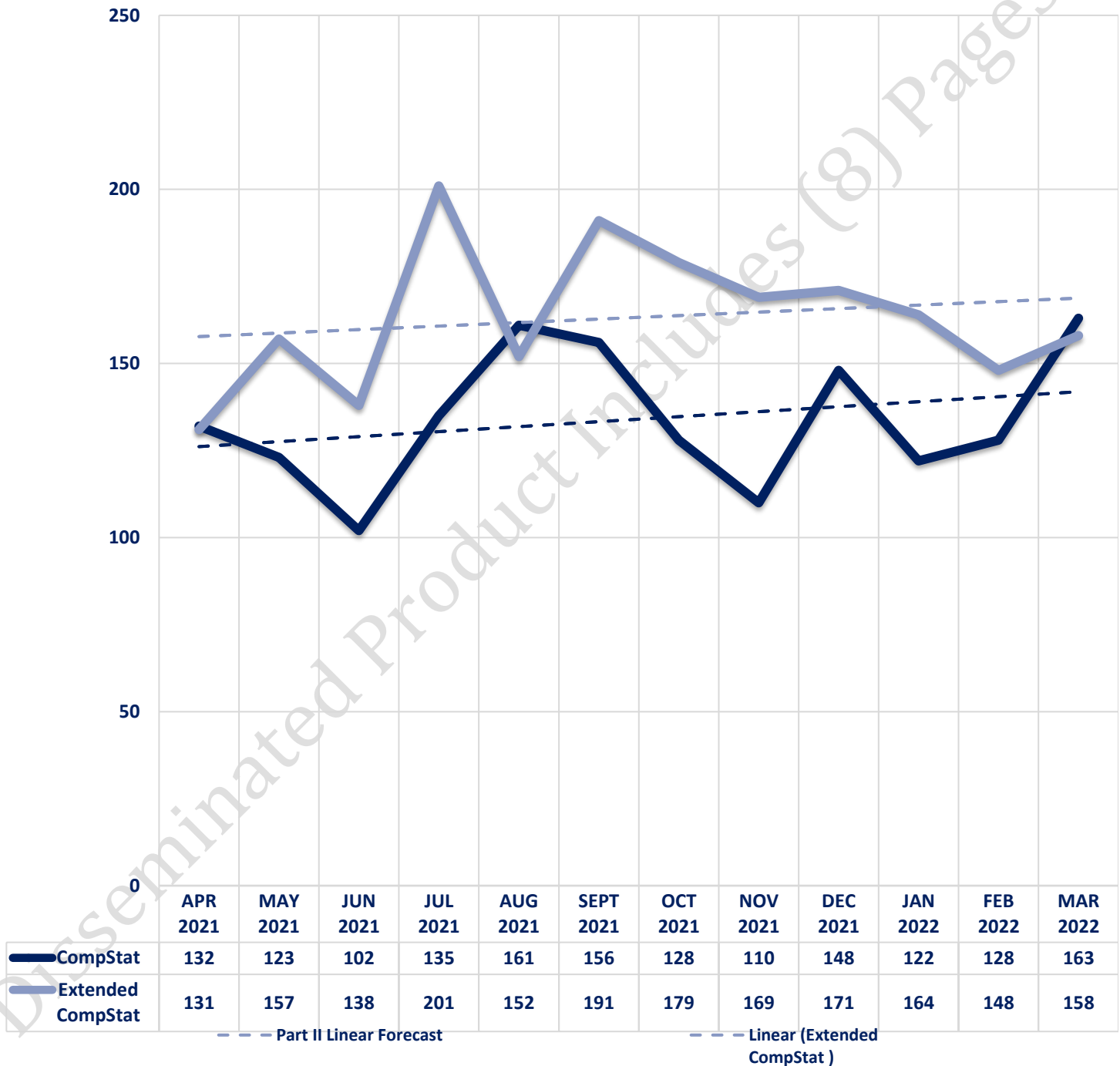


### Seized Drugs

TYPE	DOSES	STREET VALUE
Cocaine	7.0	\$ 70.00
Heroin	26.4	\$ 263.80
Marijuana	569.3	\$ 3,415.75
Hallucinogens	0.0	\$ -
Amphetamines	30.0	\$ 300.00
<b>TOTAL</b>	<b>632.7</b>	<b>\$ 4,049.55</b>



### CompStat & Extended CompStat Offenses - One Year





## CITY COUNCIL DISTRICT #7

### MONTHLY OFFENSE SUMMARY

**April 2022**

These figures represent preliminary counts of original Police Incident Reports and include all offenses within the above listed City Council District only. Full statistical analysis to determine the confidence level of this data has not been performed. The results contained herein are approximate in relation to the listed area and may not fully coincide with data shown in other areas of SLCPD's Crime Statistics page such as Calls for Service, Crimes Trending, and Crime Reports due to and reflective of departmental procedures that were in place at the time the event occurred and the date this data was compiled. Results displayed are not distinguished as attempted or completed crimes, do not include other calls for police service, and only represent police service where a report was made. Police Incident Reports are classified by primary offense categories as defined by the Uniform Crime Reporting (UCR) system, however for this report all offenses are included, and each incident may have more than one offense listed on it. In cases where there is more than one offense listed, all offenses are counted individually. Although every reasonable verification effort is made, the accuracy of any data is subject to the constraints of the report generation process as well as the manner, format, and point in time of any query.

#### **COMPSTAT OFFENSES:** (Part I)

Chosen by the FBI as Part I Offenses because they are serious crimes that occur with regularity in all areas of the country and are likely to be reported to Police.

#### **EXTENDED COMPSTAT OFFENSES:** (Part II)

All other crimes other than the eight CompStat Offenses. The Uniform Crime Reporting Program gathers only arrest data for these offenses, however, SLCPD results displayed in this document display all of these, regardless of the presence of arrest data.

#### **ALL OTHER OFFENSES:**

Under the Extended CompStat Offense section, 'All Other Offenses' include Peeping Tom, Trespass, Kidnap/Abduction, Pornography, Extortion/Blackmail, Bribery, Warrants, Sexual Offenses, Obstruction, Public Peace, and Hit & Run.

#### **NON-UCR OFFENSES:**

Non-UCR Offenses include reports for all other offenses not classified as a CompStat or Extended CompStat Offense. Results displayed separate some of these offenses such as Ambulance Calls, Deaths, Missing Persons, Suicides, Suspicious Activity, and Traffic Accidents.

#### **ALL OTHER NON-UCR:**

Under the Non-UCR category, 'All Other' include the remainder of offenses not classified as CompStat or CompStat Extended and not separated from the Non-UCR Offenses. These include things such as Loud Parties, Barking Dogs, Mentally Ill Subjects, Citizen Assistance, etc.

#### **LOW NUMBER OFFENSES:**

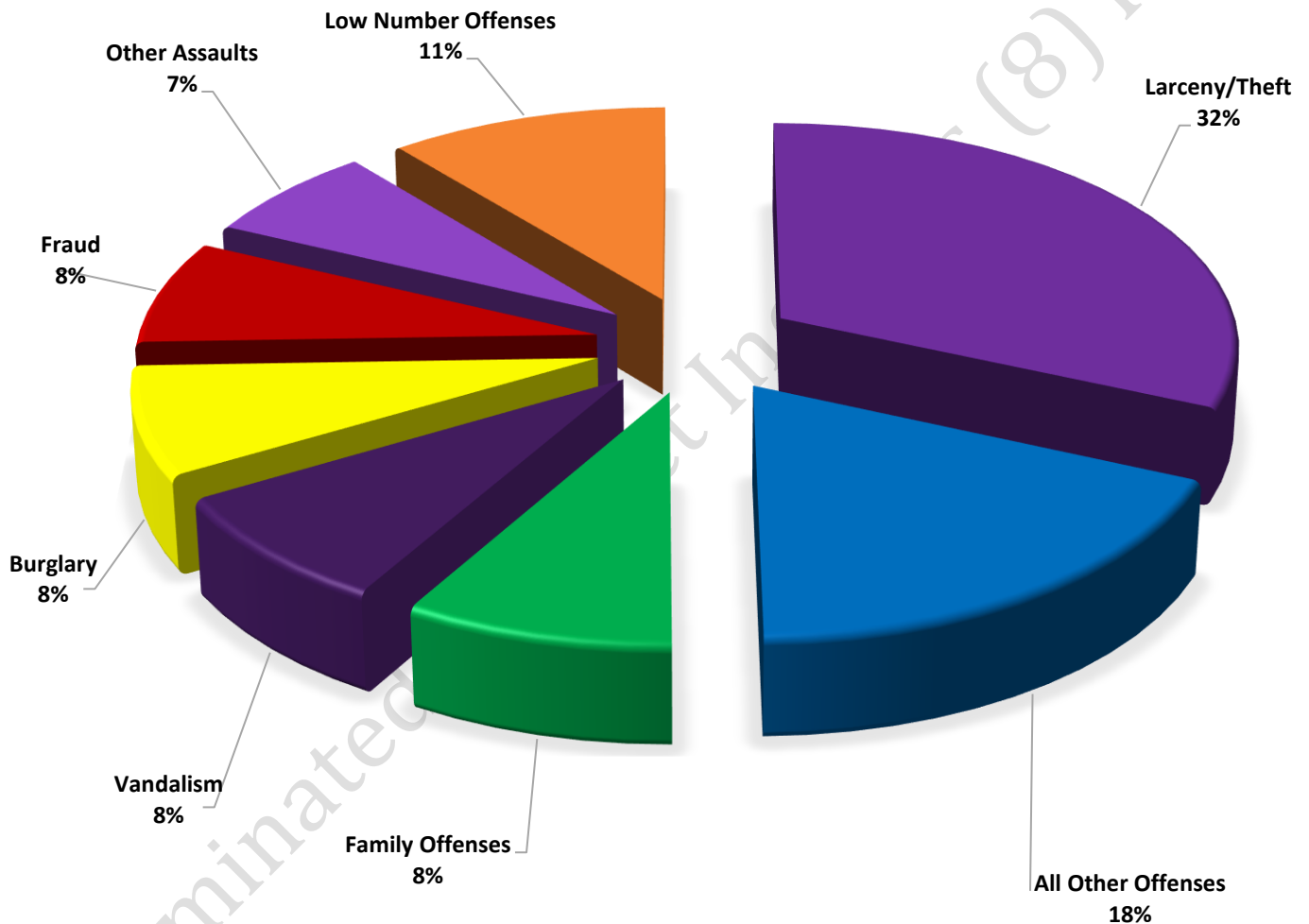
On page two, in the interest of space and allowing for easier viewing, the category titled 'Low Number Offenses' include CompStat and Extended CompStat Offenses from page one that have totals under the amount of 10.

## Offenses

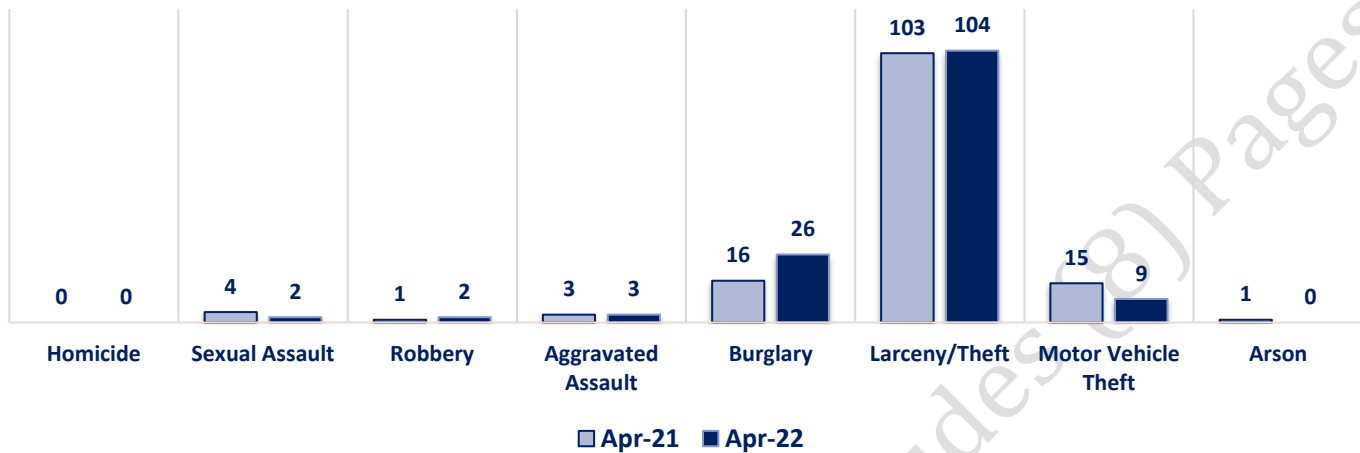
COMPSTAT OFFENSES	VIOLENT	Offense	Apr-21	Apr-22	EXTENDED COMPSTAT OFFENSES
		Homicide	0	0	
		Sexual Assault	4	2	
		Robbery	1	2	
		Aggravated Assault	3	3	
		Burglary	16	26	
		Larceny/Theft	103	104	
		Motor Vehicle Theft	15	9	
		Arson	1	0	
NON-UCR OFFENSES	PROPERTY	COMPSTAT TOTALS	143	146	
		Ambulance Calls	8	12	
		Deaths	4	5	
		Missing Persons	3	1	
		Suicides	2	0	
		Suspicious Activity	11	14	
		Traffic Accidents	58	44	
		All Other	73	76	
		NON-UCR TOTALS	159	152	
TOTALS		COMPSTAT OFFENSES	143	146	
		EXTENDED COMPSTAT OFFENSES	138	183	
		NON-UCR OFFENSES	159	152	
		TOTAL	440	481	

OFFENSE	Apr-21	Apr-22
Other Assaults	10	23
Forgery/Counterfeiting	2	0
Fraud	20	25
Embezzlement	0	0
Stolen Property	0	2
Vandalism	22	27
Weapons	0	1
Prostitution	0	0
Sex Offenses	0	0
Drug Abuse	9	10
Gambling	0	0
Family Offenses	18	28
DUI	7	4
Liquor Laws	0	0
Drunkenness	1	3
Disorderly Conduct	2	0
All Other Offenses	47	60
Curfew/Loitering	0	0
EXTENDED COMPSTAT TOTALS	138	183

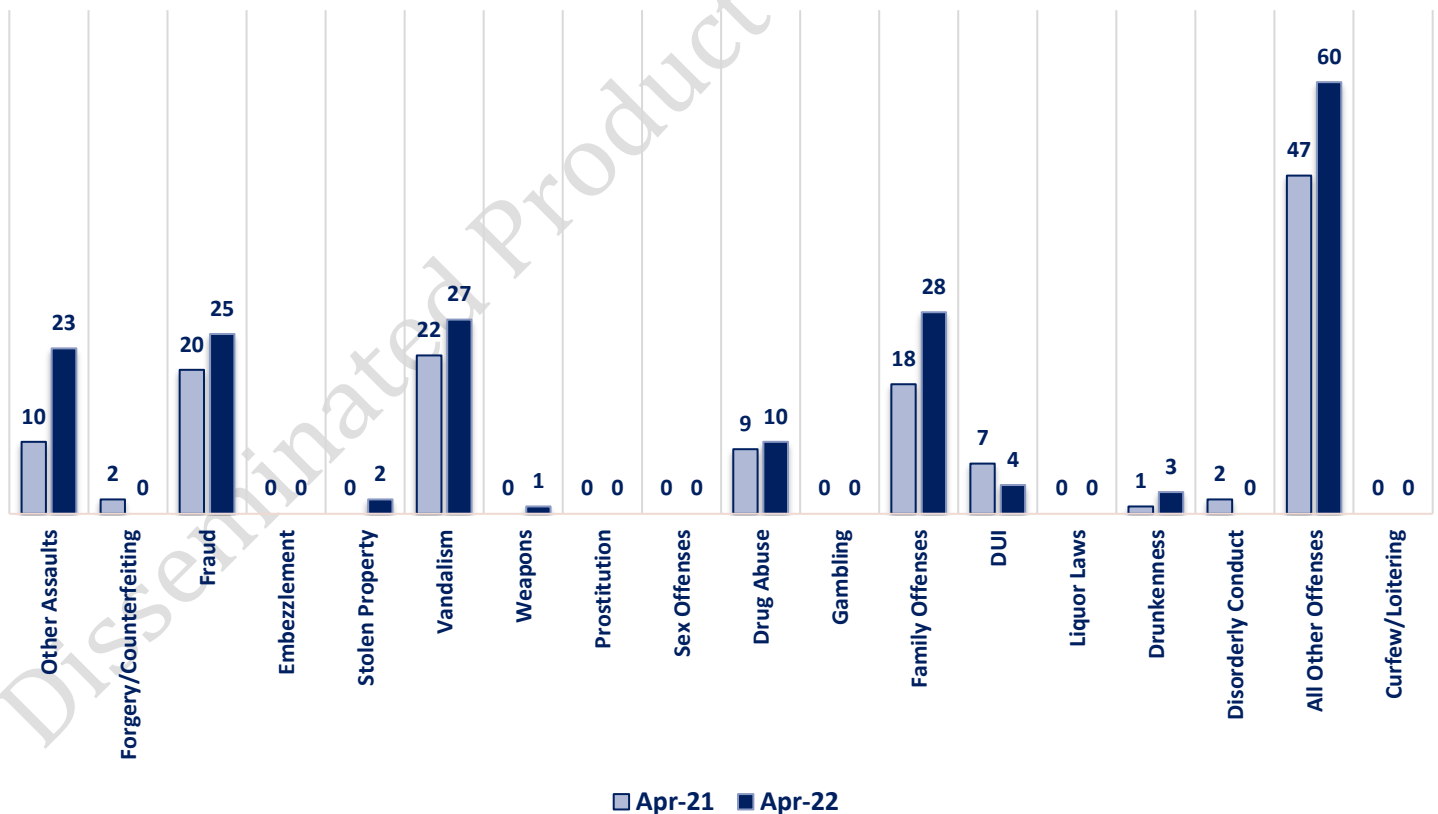
### APRIL 2022 - COMPSTAT AND EXTENDED COMPSTAT OFFENSE PERCENTAGES



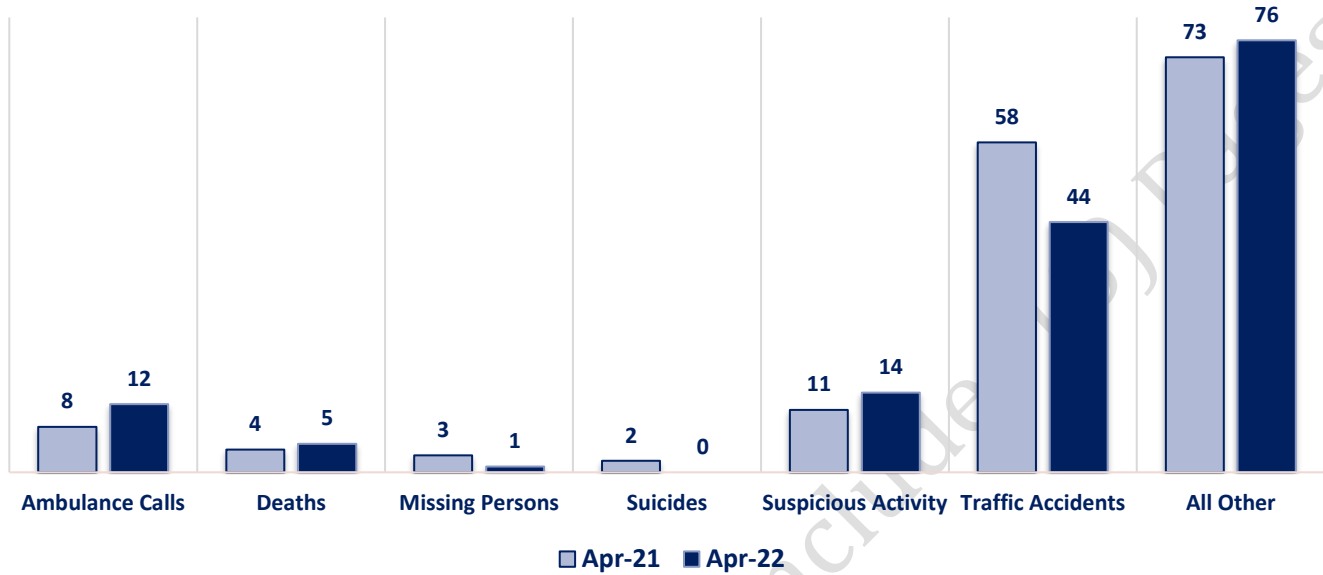
### CompStat Offenses



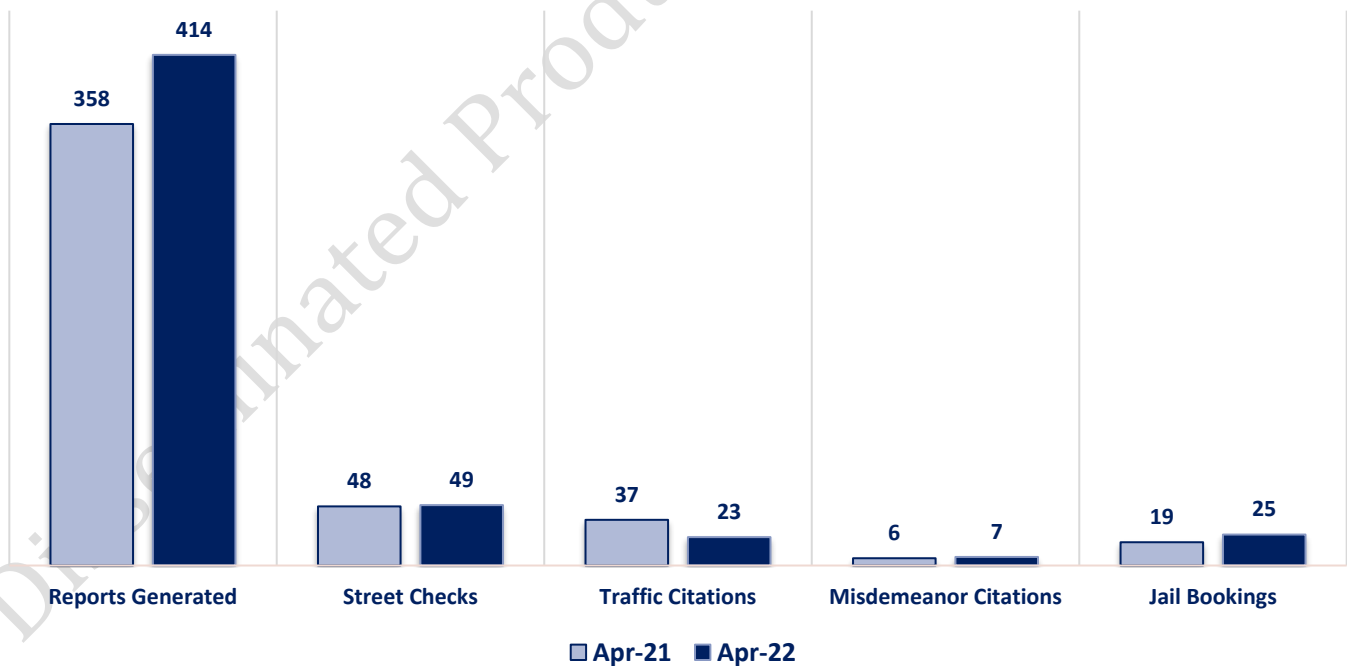
### Extended CompStat Offenses



### Non-UCR Offenses

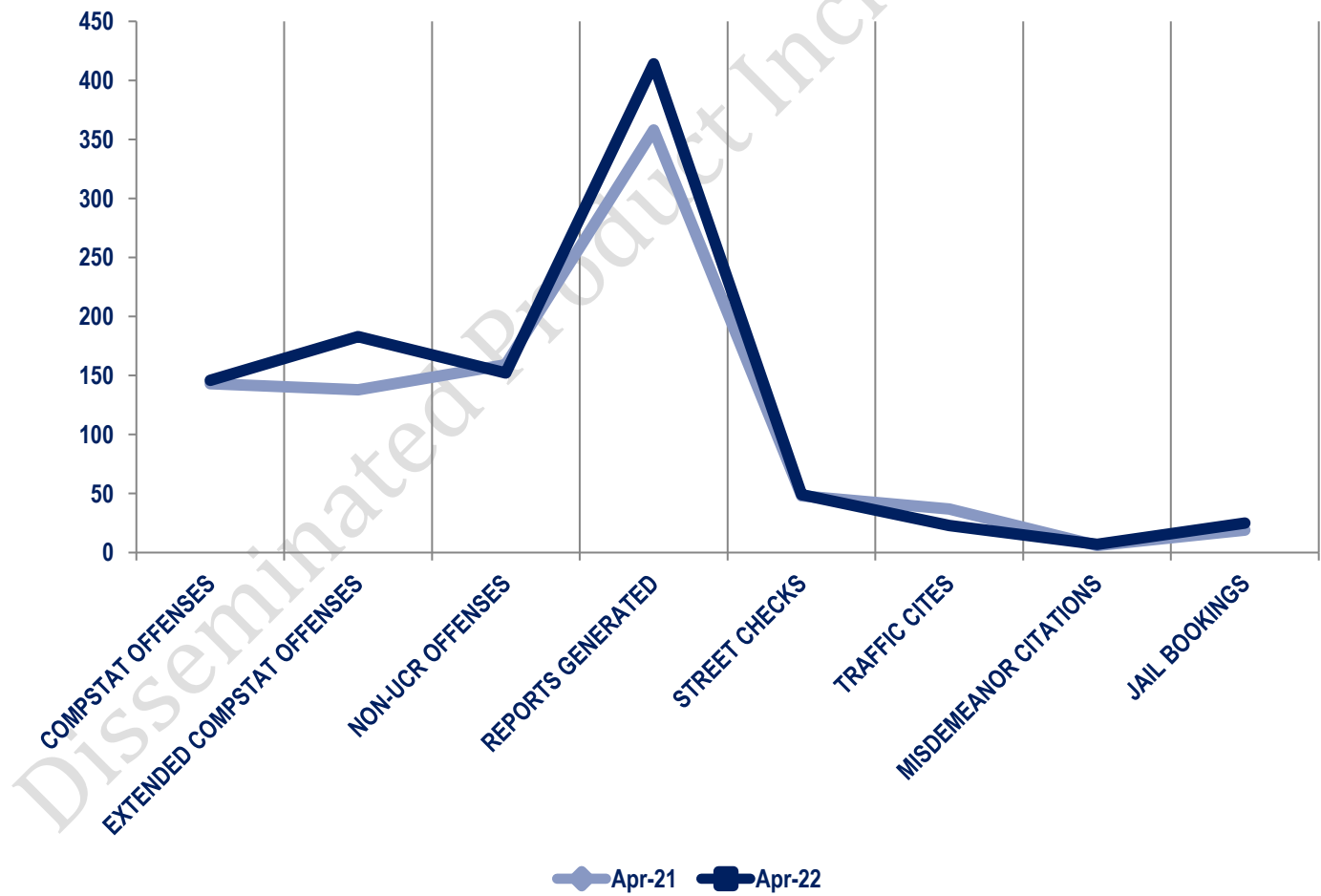


### Other Event Totals



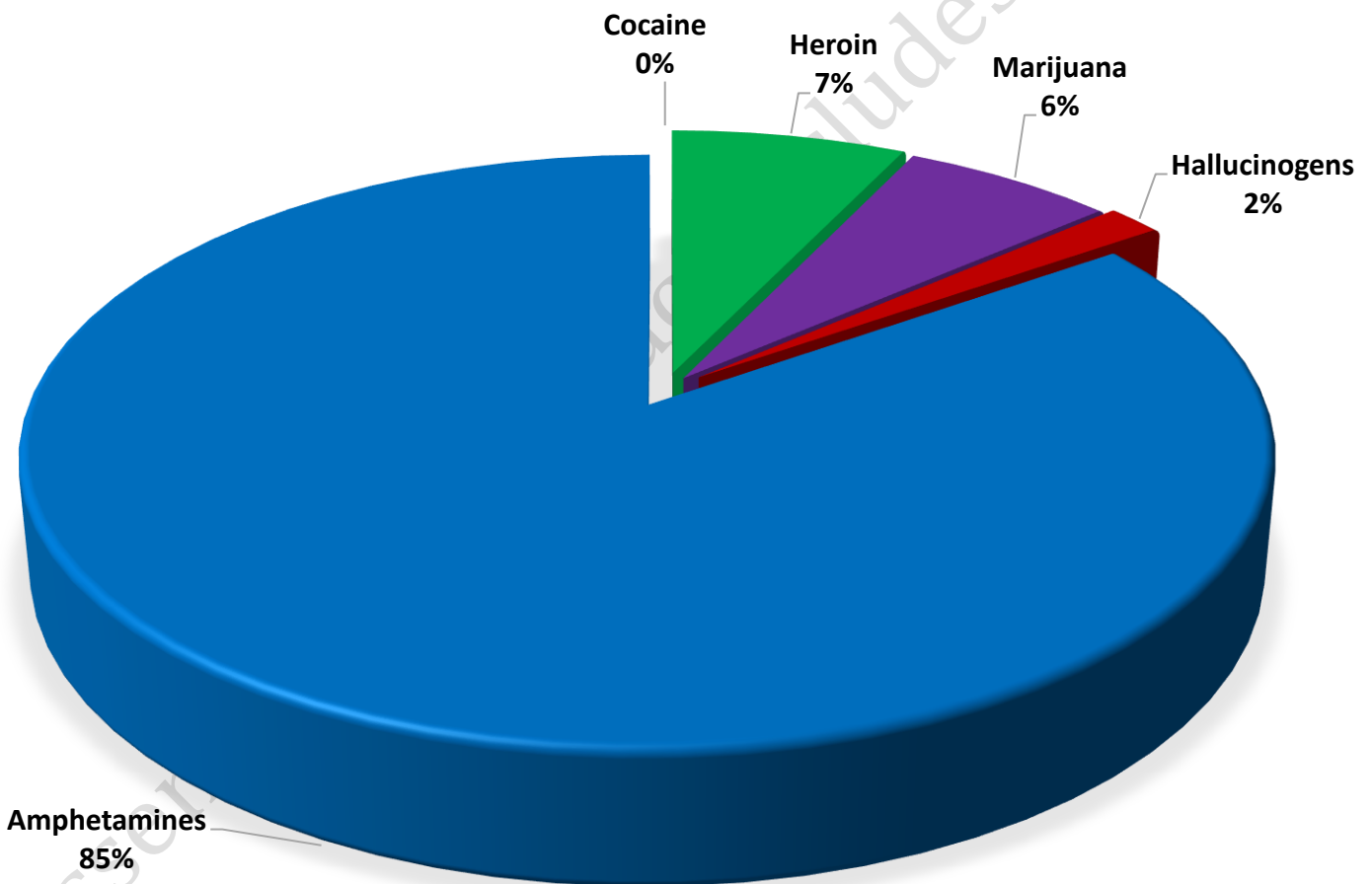
### Combined Offense/Event Trends

	APR 2021	APR 2022
<b>CompStat Offenses</b>	143	146
<b>Extended CompStat Offenses</b>	138	183
<b>Non-UCR Offenses</b>	159	152
<b>Reports Generated</b>	358	414
<b>Street Checks</b>	48	49
<b>Traffic Cites</b>	37	23
<b>Misdemeanor Citations</b>	6	7
<b>Jail Bookings</b>	19	25

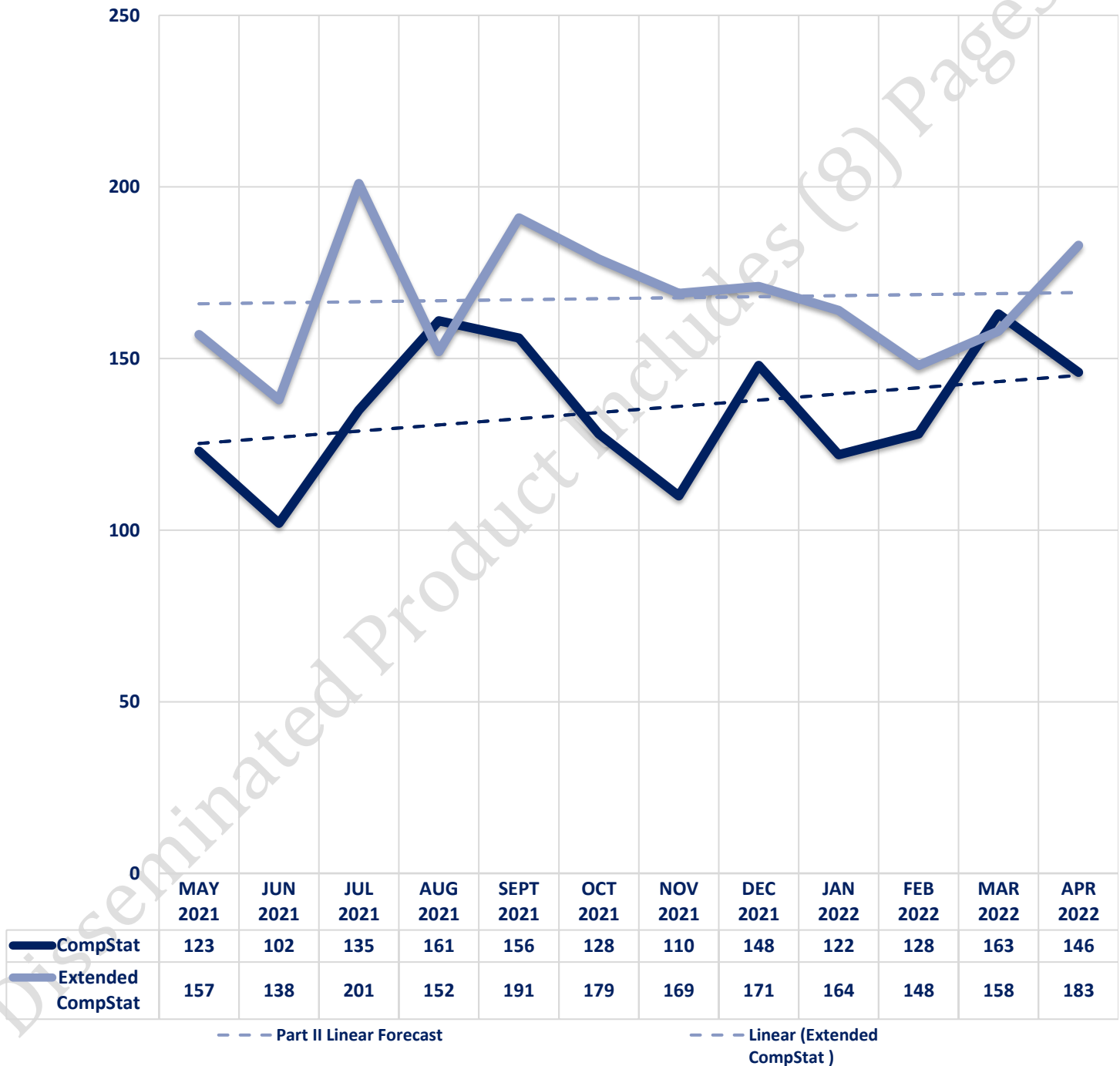


### Seized Drugs

TYPE	DOSES	STREET VALUE
Cocaine	0.0	\$ -
Heroin	51.0	\$ 379.95
Marijuana	46.4	\$ 154.00
Hallucinogens	12.0	\$ 23.99
Amphetamines	605.0	\$ 4,235.00
<b>TOTAL</b>	<b>714.4</b>	<b>\$ 4,792.94</b>



### CompStat & Extended CompStat Offenses - One Year





## CITY COUNCIL DISTRICT #7

### MONTHLY OFFENSE SUMMARY

May 2022

These figures represent preliminary counts of original Police Incident Reports and include all offenses within the above listed City Council District only. Full statistical analysis to determine the confidence level of this data has not been performed. The results contained herein are approximate in relation to the listed area and may not fully coincide with data shown in other areas of SLCPD's Crime Statistics page such as Calls for Service, Crimes Trending, and Crime Reports due to and reflective of departmental procedures that were in place at the time the event occurred and the date this data was compiled. Results displayed are not distinguished as attempted or completed crimes, do not include other calls for police service, and only represent police service where a report was made. Police Incident Reports are classified by primary offense categories as defined by the Uniform Crime Reporting (UCR) system, however for this report all offenses are included, and each incident may have more than one offense listed on it. In cases where there is more than one offense listed, all offenses are counted individually. Although every reasonable verification effort is made, the accuracy of any data is subject to the constraints of the report generation process as well as the manner, format, and point in time of any query.

#### COMPSTAT OFFENSES: (Part I)

Chosen by the FBI as Part I Offenses because they are serious crimes that occur with regularity in all areas of the country and are likely to be reported to Police.

#### EXTENDED COMPSTAT OFFENSES: (Part II)

All other crimes other than the eight CompStat Offenses. The Uniform Crime Reporting Program gathers only arrest data for these offenses, however, SLCPD results displayed in this document display all of these, regardless of the presence of arrest data.

#### ALL OTHER OFFENSES:

Under the Extended CompStat Offense section, 'All Other Offenses' include Peeping Tom, Trespass, Kidnap/Abduction, Pornography, Extortion/Blackmail, Bribery, Warrants, Sexual Offenses, Obstruction, Public Peace, and Hit & Run.

#### NON-UCR OFFENSES:

Non-UCR Offenses include reports for all other offenses not classified as a CompStat or Extended CompStat Offense. Results displayed separate some of these offenses such as Ambulance Calls, Deaths, Missing Persons, Suicides, Suspicious Activity, and Traffic Accidents.

#### ALL OTHER NON-UCR:

Under the Non-UCR category, 'All Other' include the remainder of offenses not classified as CompStat or CompStat Extended and not separated from the Non-UCR Offenses. These include things such as Loud Parties, Barking Dogs, Mentally Ill Subjects, Citizen Assistance, etc.

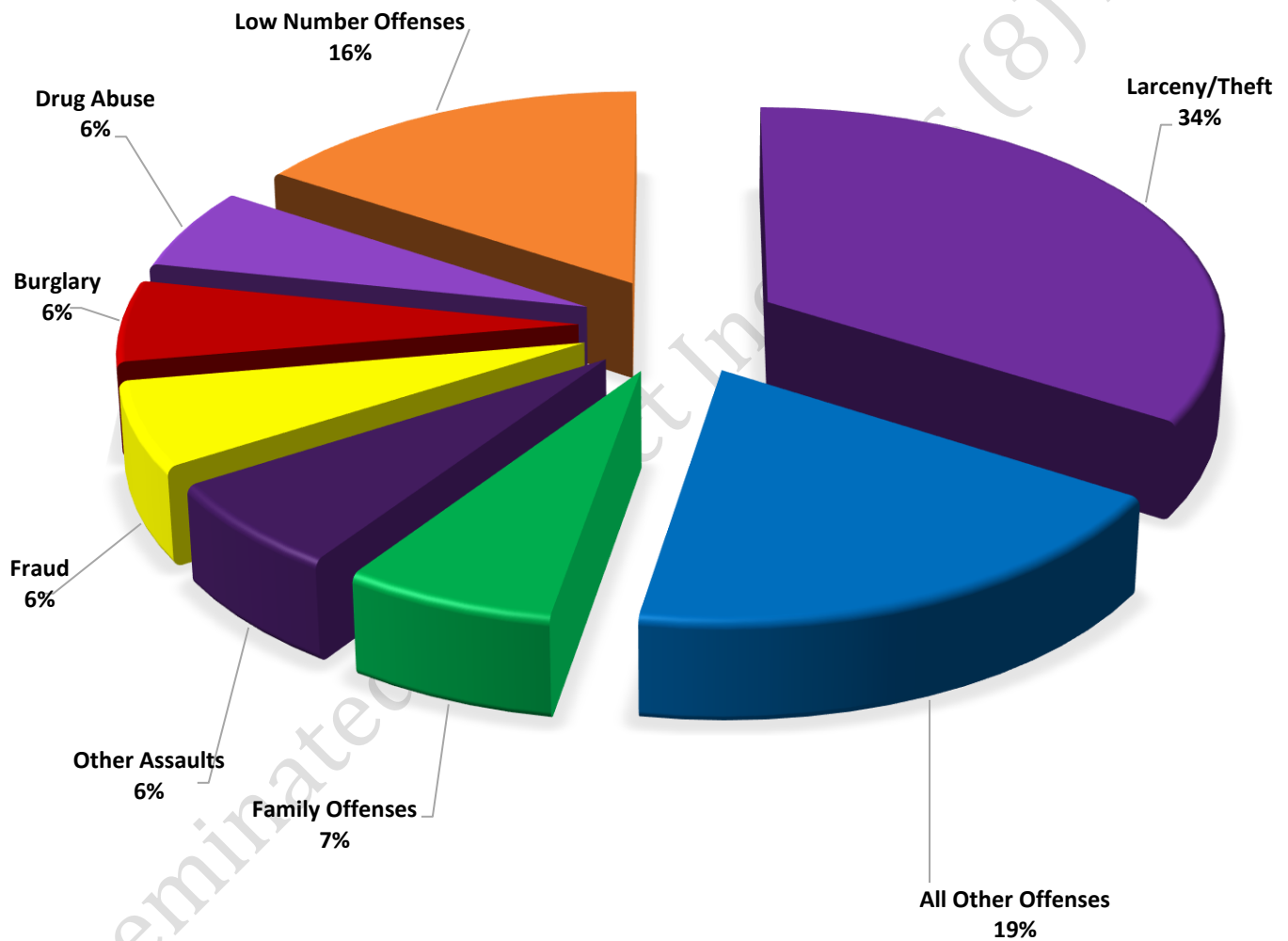
#### LOW NUMBER OFFENSES:

On page two, in the interest of space and allowing for easier viewing, the category titled 'Low Number Offenses' include CompStat and Extended CompStat Offenses from page one that have totals under the amount of 16.

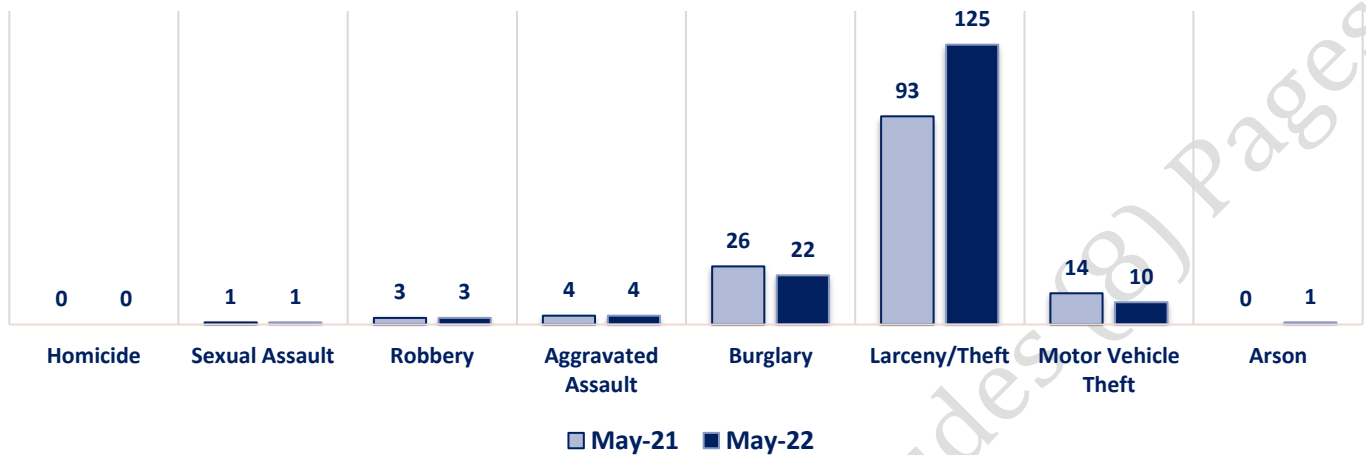
## Offenses

COMPSTAT OFFENSES	VIOLENT	Offense	May-21	May-22	OFFENSE	May-21	May-22
		Homicide	0	0	Other Assaults	23	24
		Sexual Assault	1	1	Forgery/Counterfeiting	4	3
		Robbery	3	3	Fraud	24	23
	PROPERTY	Aggravated Assault	4	4	Embezzlement	0	0
		Burglary	26	22	Stolen Property	1	3
		Larceny/Theft	93	125	Vandalism	21	16
		Motor Vehicle Theft	14	10	Weapons	1	1
		Arson	0	1	Prostitution	0	0
	COMPSTAT TOTALS		141	166	Sex Offenses	1	2
	NON-UCR OFFENSES	Ambulance Calls	6	3	Drug Abuse	4	22
Deaths		4	1	Gambling	0	0	
Missing Persons		2	2	Family Offenses	16	25	
Suicides		0	0	DUI	3	5	
Suspicious Activity		14	7	Liquor Laws	0	1	
Traffic Accidents		46	55	Drunkenness	0	3	
All Other		68	93	Disorderly Conduct	0	5	
NON-UCR TOTALS		140	161	All Other Offenses	65	69	
TOTALS	COMPSTAT OFFENSES	141	166	Curfew/Loitering	0	0	
	EXTENDED COMPSTAT OFFENSES	163	202	EXTENDED COMPSTAT TOTALS	163	202	
	NON-UCR OFFENSES	140	161				
TOTAL		444	529				

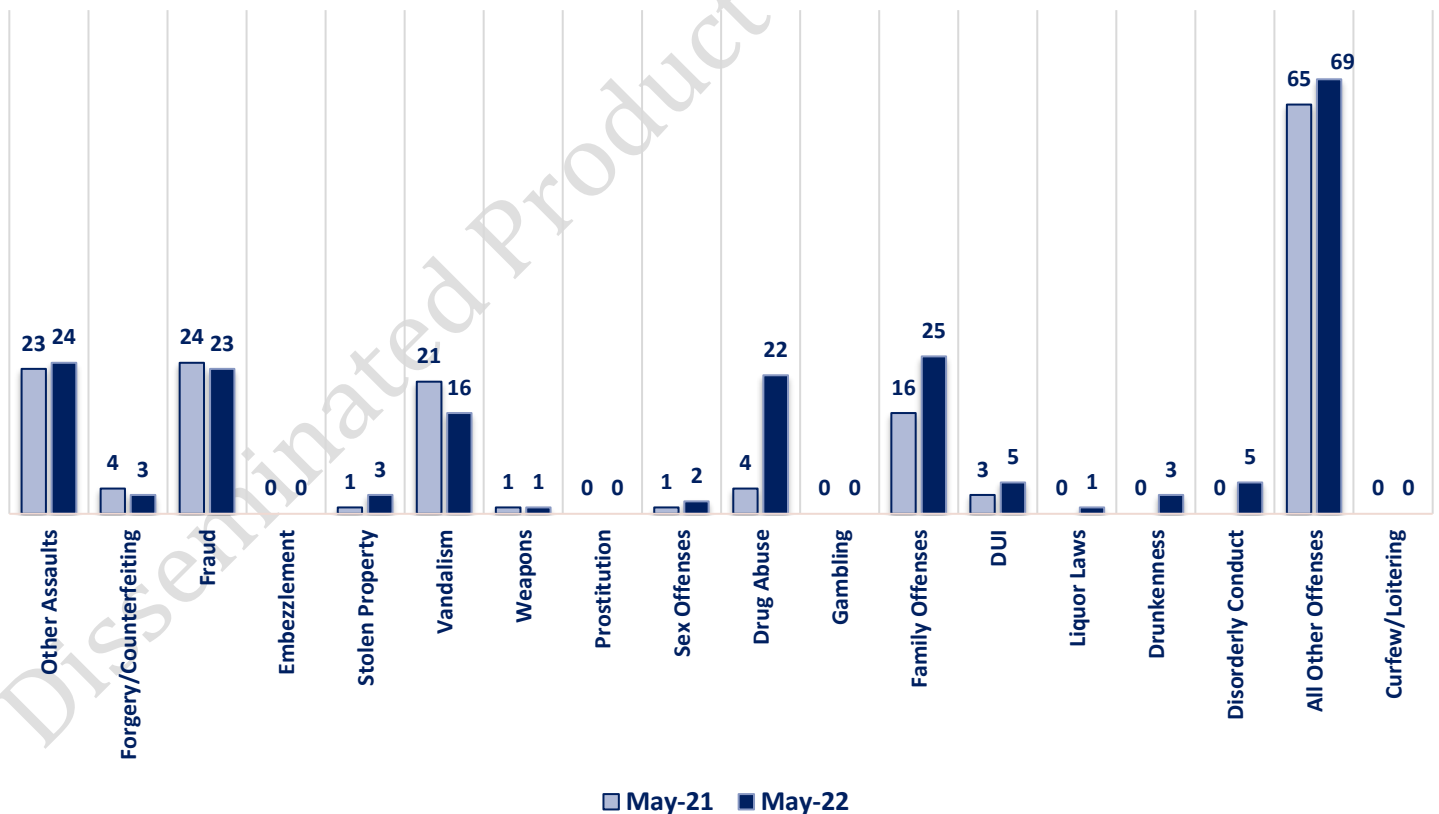
**MAY 2022 - COMPSTAT AND EXTENDED COMPSTAT OFFENSE PERCENTAGES**



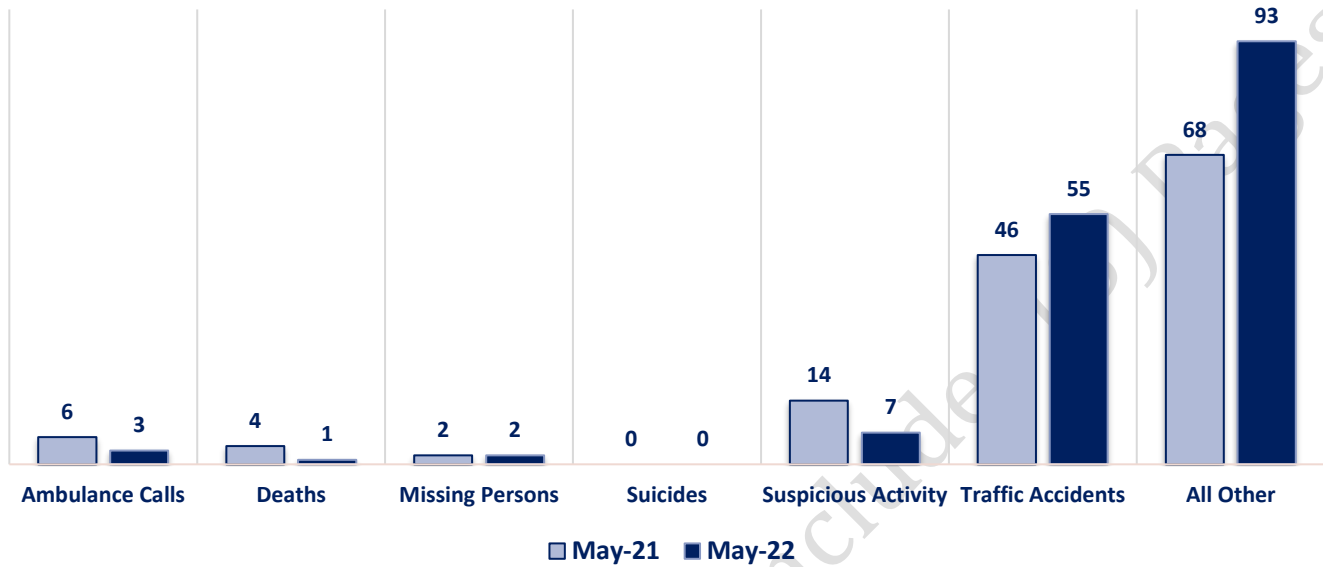
### CompStat Offenses



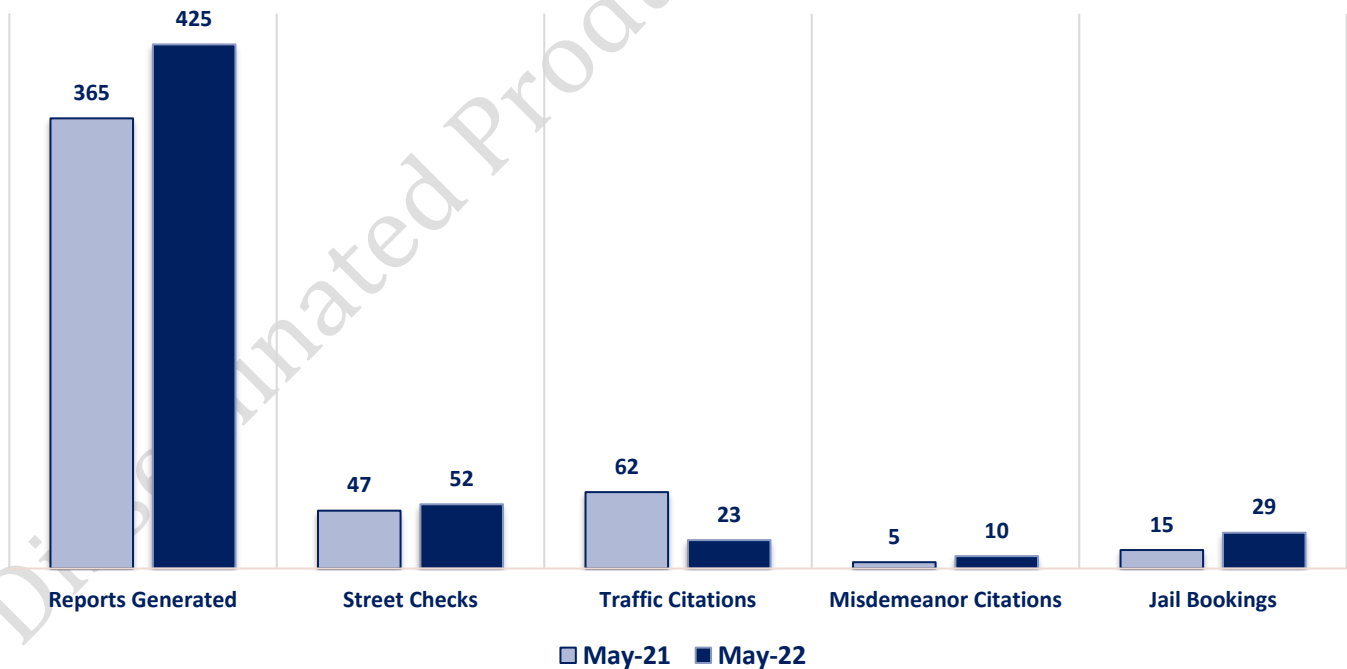
### Extended CompStat Offenses



### Non-UCR Offenses

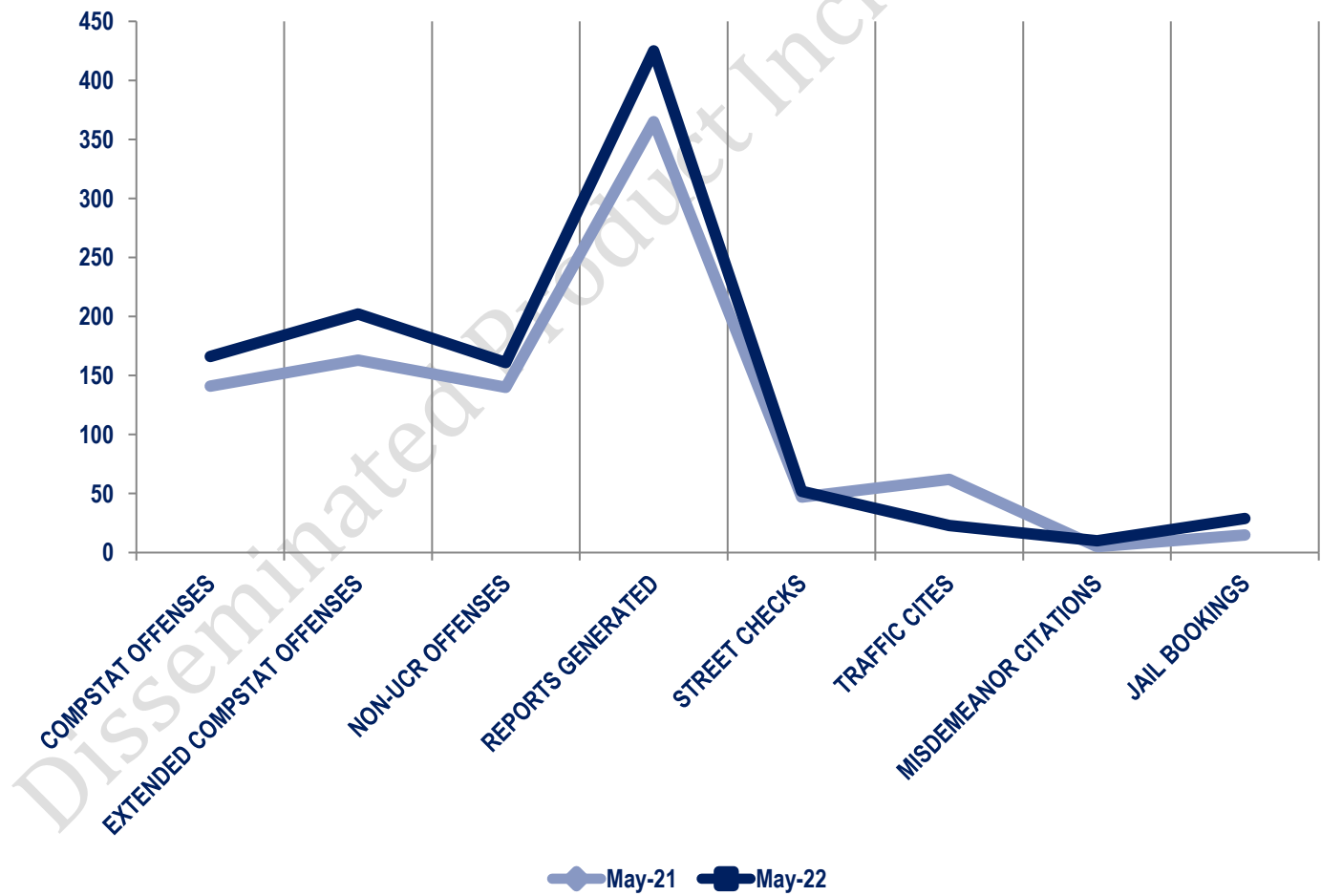


### Other Event Totals



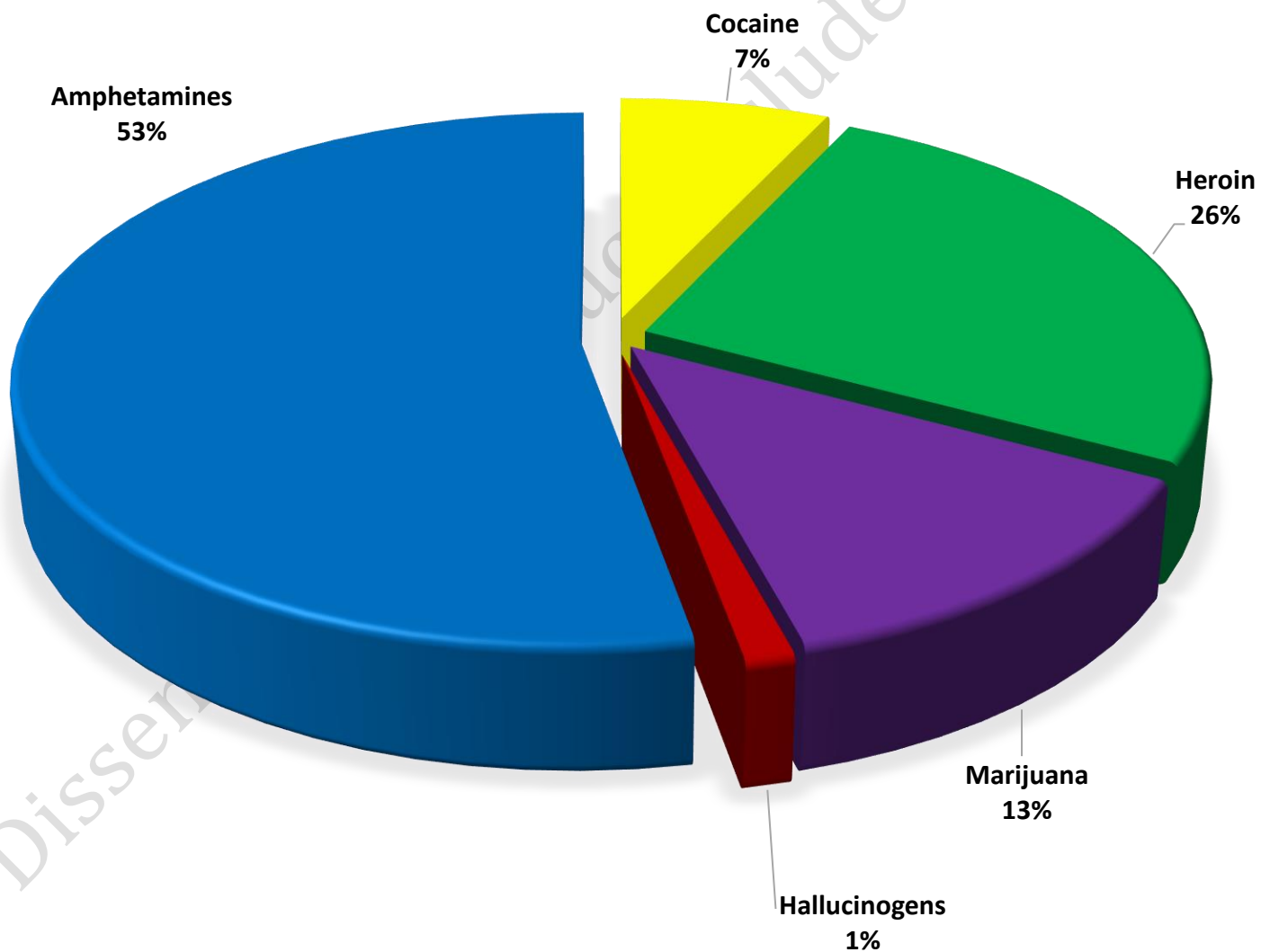
### Combined Offense/Event Trends

	MAY 2021	MAY 2022
<b>CompStat Offenses</b>	141	166
<b>Extended CompStat Offenses</b>	163	202
<b>Non-UCR Offenses</b>	140	161
<b>Reports Generated</b>	365	425
<b>Street Checks</b>	47	52
<b>Traffic Cites</b>	62	23
<b>Misdemeanor Citations</b>	5	10
<b>Jail Bookings</b>	15	29

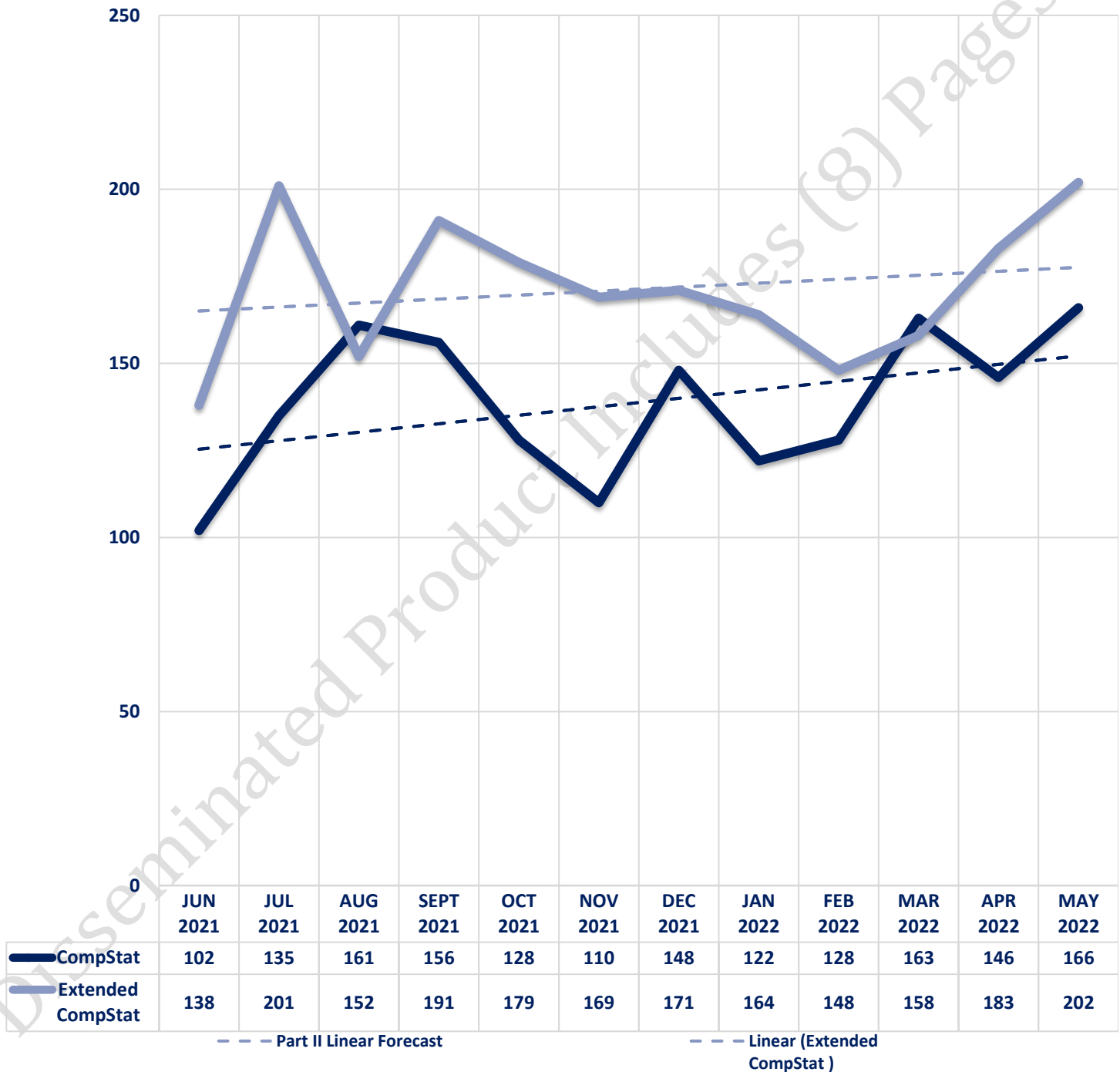


### Seized Drugs

TYPE	DOSES	STREET VALUE
Cocaine	45.0	\$ 315.00
Heroin	166.0	\$ 1,236.70
Marijuana	83.2	\$ 276.38
Hallucinogens	7.9	\$ 15.87
Amphetamines	340.0	\$ 2,380.00
<b>TOTAL</b>	<b>642.2</b>	<b>\$ 4,223.95</b>



### CompStat & Extended CompStat Offenses - One Year





## CITY COUNCIL DISTRICT #7

### MONTHLY OFFENSE SUMMARY

June 2022

These figures represent preliminary counts of original Police Incident Reports and include all offenses within the above listed City Council District only. Full statistical analysis to determine the confidence level of this data has not been performed. The results contained herein are approximate in relation to the listed area and may not fully coincide with data shown in other areas of SLCPD's Crime Statistics page such as Calls for Service, Crimes Trending, and Crime Reports due to and reflective of departmental procedures that were in place at the time the event occurred and the date this data was compiled. Results displayed are not distinguished as attempted or completed crimes, do not include other calls for police service, and only represent police service where a report was made. Police Incident Reports are classified by primary offense categories as defined by the Uniform Crime Reporting (UCR) system, however for this report all offenses are included, and each incident may have more than one offense listed on it. In cases where there is more than one offense listed, all offenses are counted individually. Although every reasonable verification effort is made, the accuracy of any data is subject to the constraints of the report generation process as well as the manner, format, and point in time of any query.

#### COMPSTAT OFFENSES: (Part I)

Chosen by the FBI as Part I Offenses because they are serious crimes that occur with regularity in all areas of the country and are likely to be reported to Police.

#### EXTENDED COMPSTAT OFFENSES: (Part II)

All other crimes other than the eight CompStat Offenses. The Uniform Crime Reporting Program gathers only arrest data for these offenses, however, SLCPD results displayed in this document display all of these, regardless of the presence of arrest data.

#### ALL OTHER OFFENSES:

Under the Extended CompStat Offense section, 'All Other Offenses' include Peeping Tom, Trespass, Kidnap/Abduction, Pornography, Extortion/Blackmail, Bribery, Warrants, Sexual Offenses, Obstruction, Public Peace, and Hit & Run.

#### NON-UCR OFFENSES:

Non-UCR Offenses include reports for all other offenses not classified as a CompStat or Extended CompStat Offense. Results displayed separate some of these offenses such as Ambulance Calls, Deaths, Missing Persons, Suicides, Suspicious Activity, and Traffic Accidents.

#### ALL OTHER NON-UCR:

Under the Non-UCR category, 'All Other' include the remainder of offenses not classified as CompStat or CompStat Extended and not separated from the Non-UCR Offenses. These include things such as Loud Parties, Barking Dogs, Mentally Ill Subjects, Citizen Assistance, etc.

#### LOW NUMBER OFFENSES:

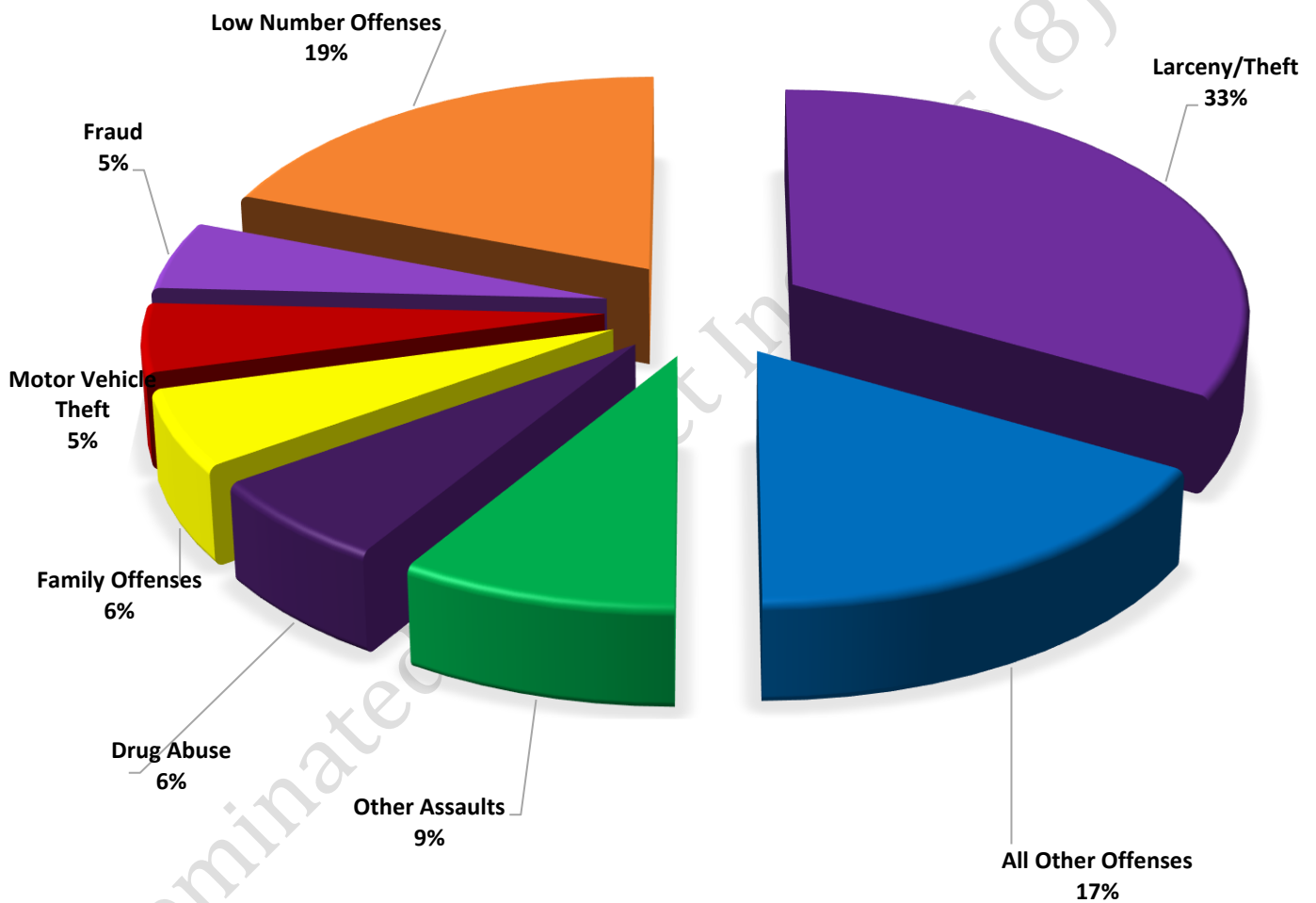
On page two, in the interest of space and allowing for easier viewing, the category titled 'Low Number Offenses' include CompStat and Extended CompStat Offenses from page one that have totals under the amount of 16.

## Offenses

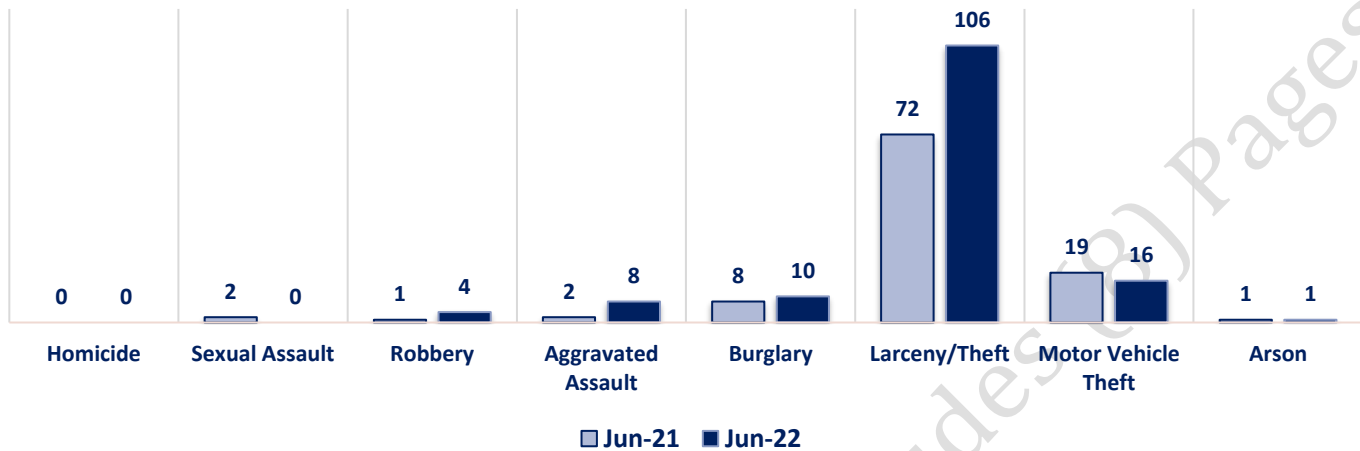
COMPSTAT OFFENSES	VIOLENT	Offense	Jun-21	Jun-22	EXTENDED COMPSTAT OFFENSES
		Homicide	0	0	
		Sexual Assault	2	0	
		Robbery	1	4	
		Aggravated Assault	2	8	
		Burglary	8	10	
		Larceny/Theft	72	106	
		Motor Vehicle Theft	19	16	
		Arson	1	1	
NON-UCR OFFENSES	PROPERTY	COMPSTAT TOTALS	105	145	
		Ambulance Calls	10	7	
		Deaths	2	5	
		Missing Persons	1	2	
		Suicides	0	0	
		Suspicious Activity	16	10	
		Traffic Accidents	58	42	
		All Other	93	85	
		NON-UCR TOTALS	180	151	
TOTALS		COMPSTAT OFFENSES	105	145	
		EXTENDED COMPSTAT OFFENSES	143	173	
		NON-UCR OFFENSES	180	151	
		TOTAL	428	469	

OFFENSE	Jun-21	Jun-22
Other Assaults	18	28
Forgery/Counterfeiting	2	2
Fraud	9	16
Embezzlement	0	0
Stolen Property	1	0
Vandalism	14	16
Weapons	2	3
Prostitution	0	0
Sex Offenses	1	0
Drug Abuse	6	20
Gambling	0	0
Family Offenses	18	18
DUI	6	5
Liquor Laws	0	4
Drunkenness	4	5
Disorderly Conduct	2	3
All Other Offenses	60	53
Curfew/Loitering	0	0
EXTENDED COMPSTAT TOTALS	143	173

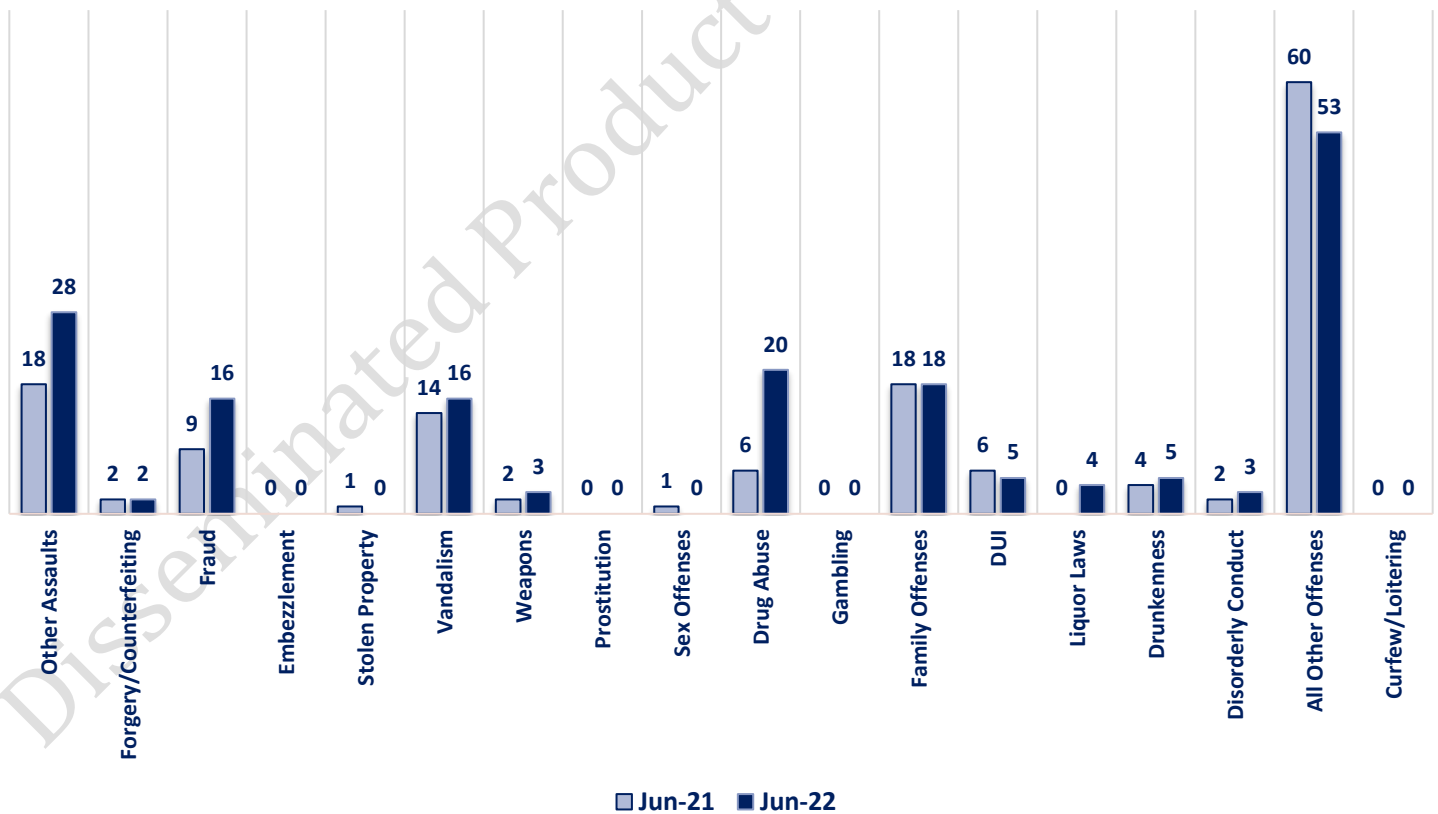
**JUNE 2022 - COMPSTAT AND EXTENDED COMPSTAT OFFENSE PERCENTAGES**



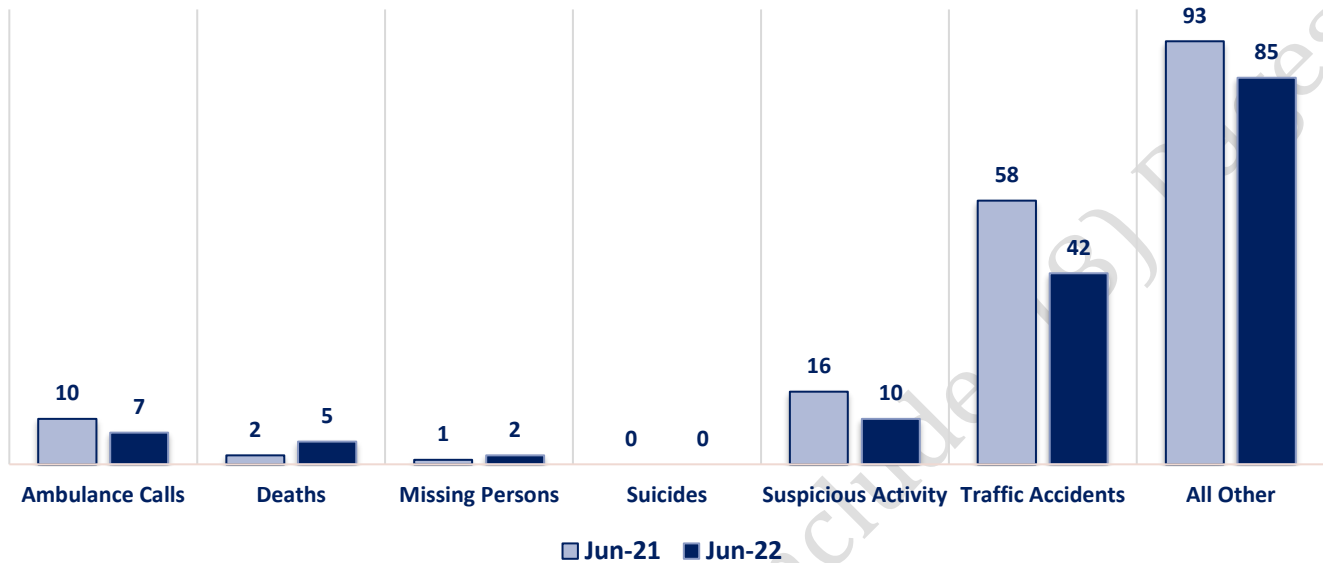
### CompStat Offenses



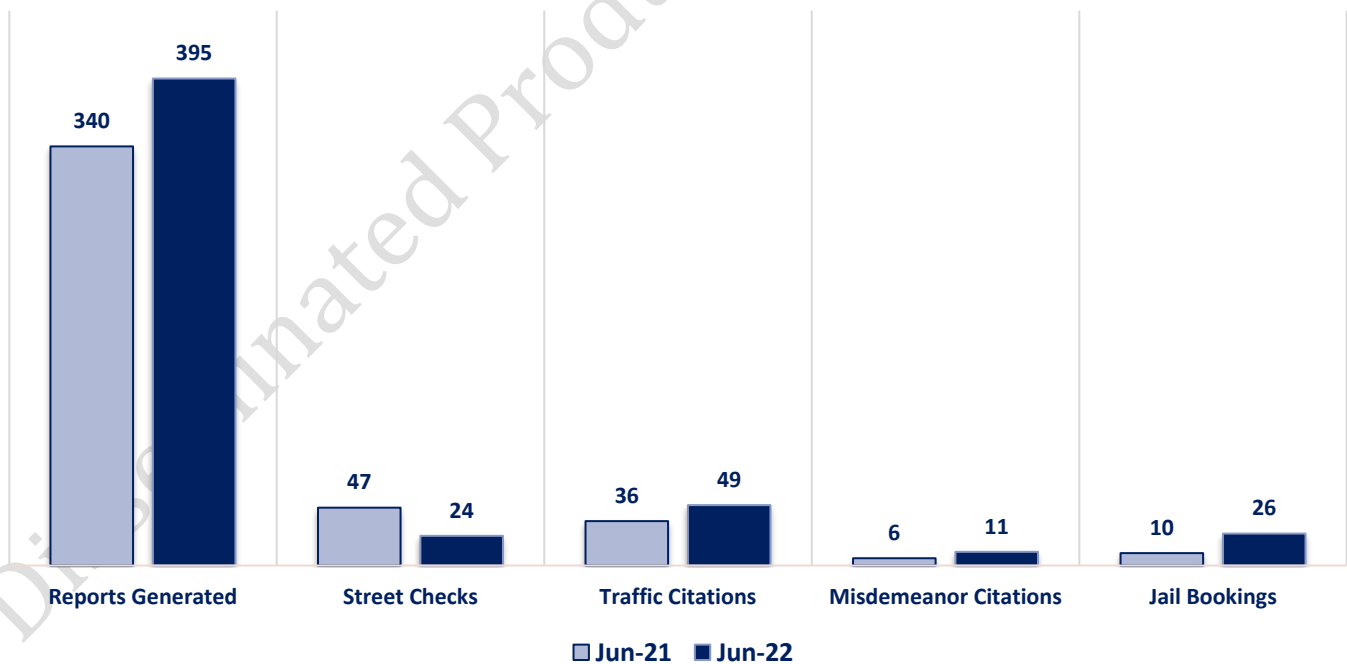
### Extended CompStat Offenses



### Non-UCR Offenses

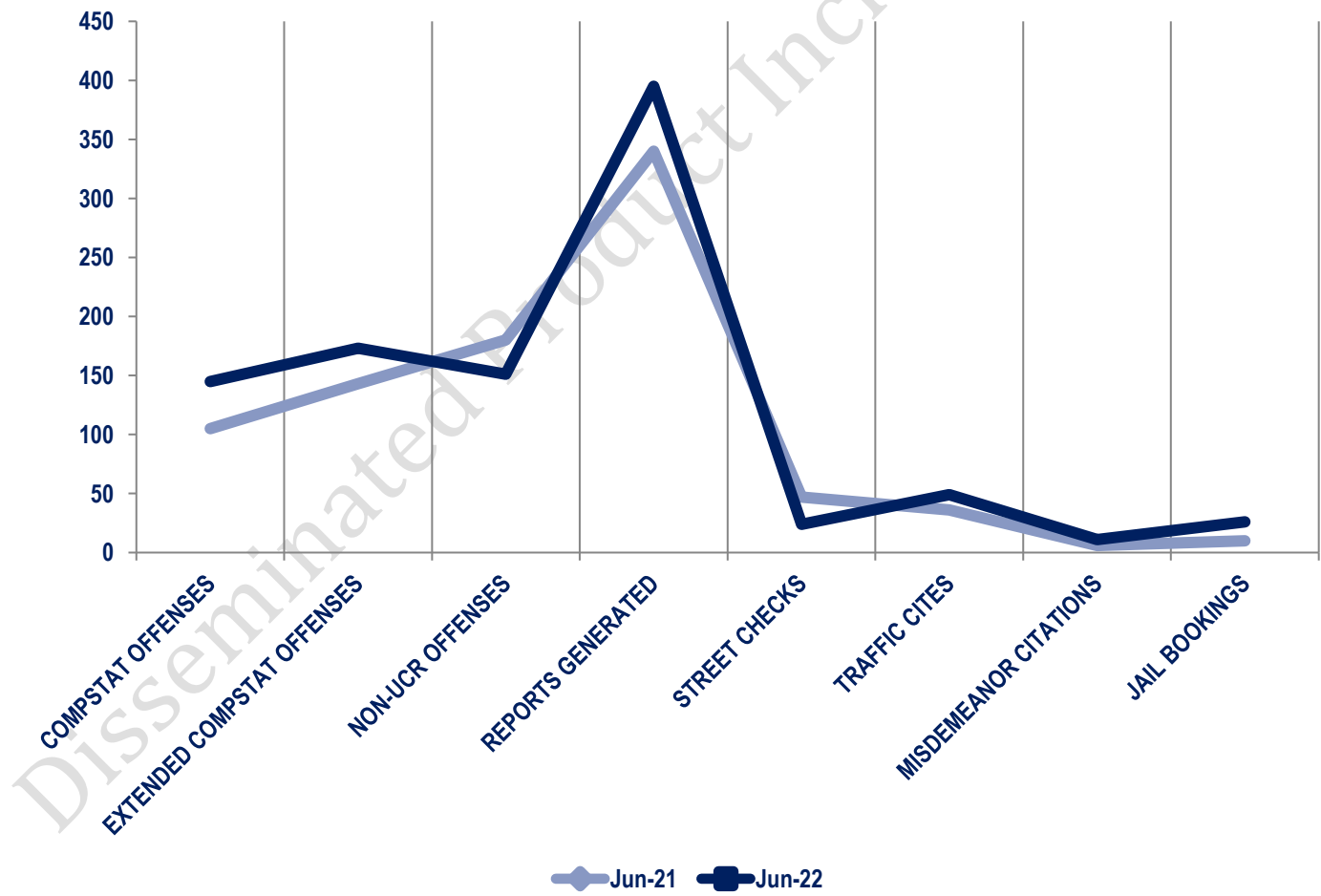


### Other Event Totals



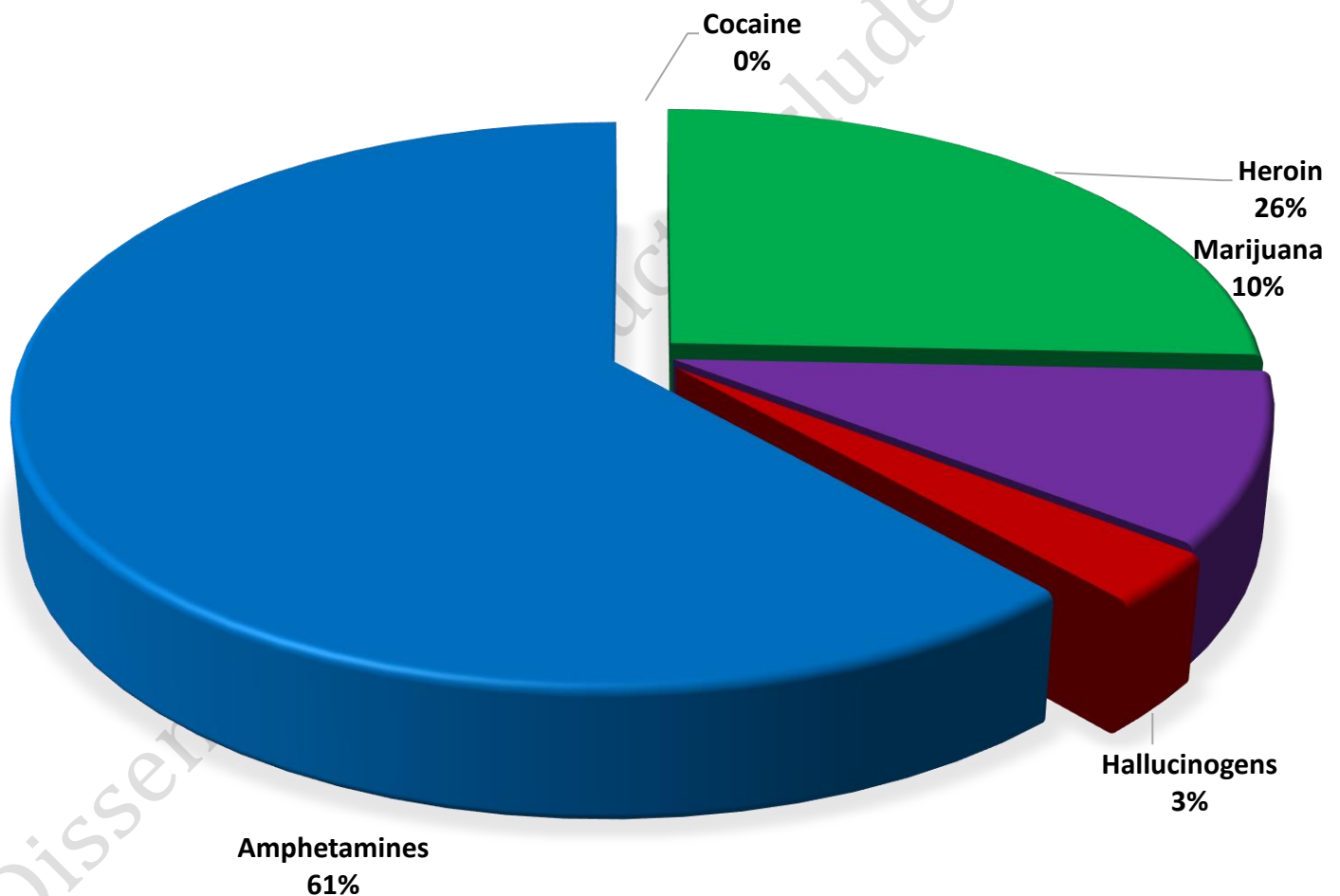
### Combined Offense/Event Trends

	JUNE 2021	JUNE 2022
<b>CompStat Offenses</b>	105	145
<b>Extended CompStat Offenses</b>	143	173
<b>Non-UCR Offenses</b>	180	151
<b>Reports Generated</b>	340	395
<b>Street Checks</b>	47	24
<b>Traffic Cites</b>	36	49
<b>Misdemeanor Citations</b>	6	11
<b>Jail Bookings</b>	10	26

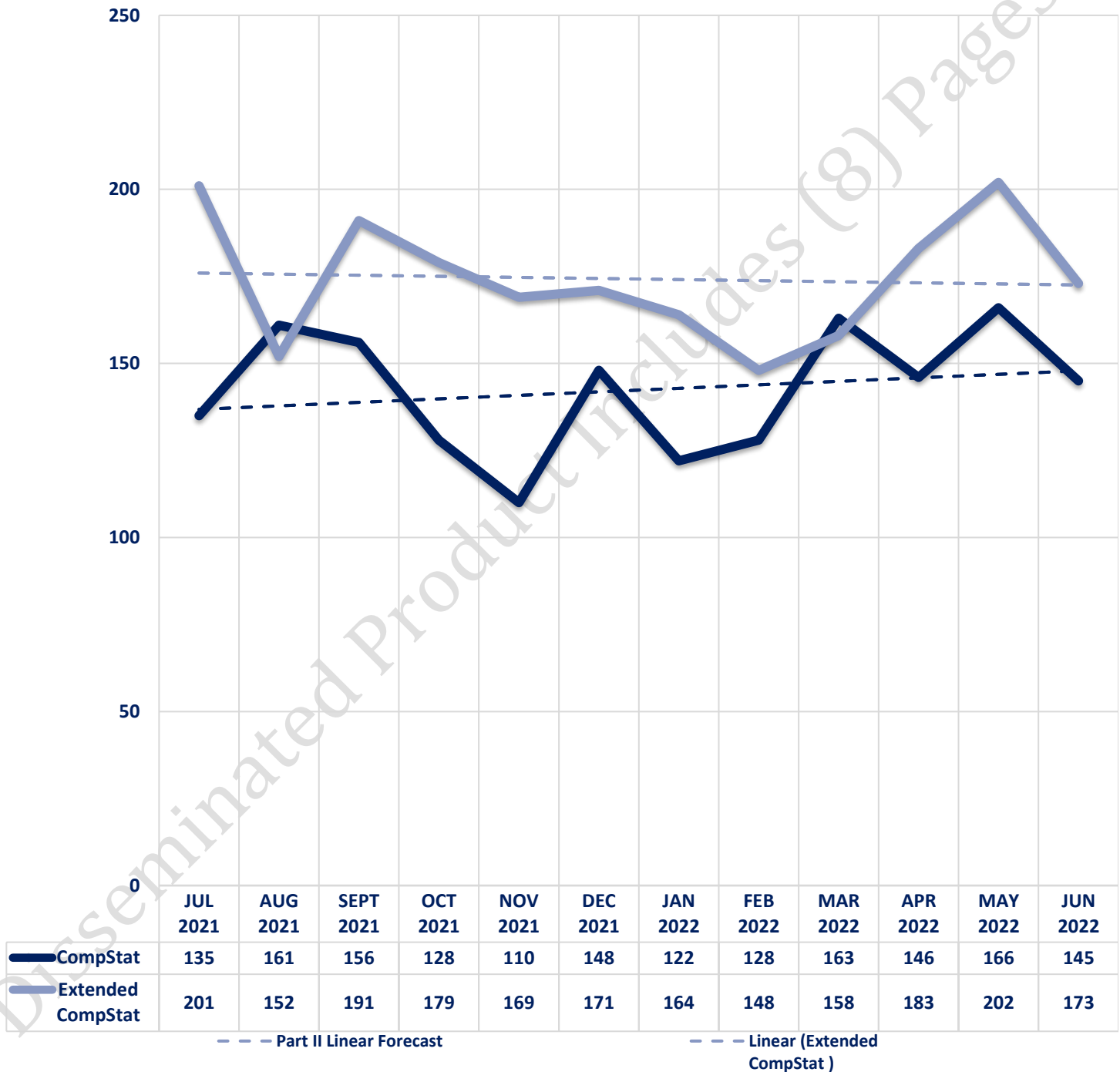


### Seized Drugs

TYPE	DOSES	STREET VALUE
Cocaine	0.0	\$ -
Heroin	75.0	\$ 558.75
Marijuana	28.6	\$ 94.92
Hallucinogens	8.6	\$ 17.28
Amphetamines	180.0	\$ 1,260.00
<b>TOTAL</b>	<b>292.2</b>	<b>\$ 1,930.95</b>



### CompStat & Extended CompStat Offenses - One Year





## CITY COUNCIL DISTRICT #7

### MONTHLY OFFENSE SUMMARY

July 2022

These figures represent preliminary counts of original Police Incident Reports and include all offenses within the above listed City Council District only. Full statistical analysis to determine the confidence level of this data has not been performed. The results contained herein are approximate in relation to the listed area and may not fully coincide with data shown in other areas of SLCPD's Crime Statistics page such as Calls for Service, Crimes Trending, and Crime Reports due to and reflective of departmental procedures that were in place at the time the event occurred and the date this data was compiled. Results displayed are not distinguished as attempted or completed crimes, do not include other calls for police service, and only represent police service where a report was made. Police Incident Reports are classified by primary offense categories as defined by the Uniform Crime Reporting (UCR) system, however for this report all offenses are included, and each incident may have more than one offense listed on it. In cases where there is more than one offense listed, all offenses are counted individually. Although every reasonable verification effort is made, the accuracy of any data is subject to the constraints of the report generation process as well as the manner, format, and point in time of any query.

#### COMPSTAT OFFENSES: (Part I)

Chosen by the FBI as Part I Offenses because they are serious crimes that occur with regularity in all areas of the country and are likely to be reported to Police.

#### EXTENDED COMPSTAT OFFENSES: (Part II)

All other crimes other than the eight CompStat Offenses. The Uniform Crime Reporting Program gathers only arrest data for these offenses, however, SLCPD results displayed in this document display all of these, regardless of the presence of arrest data.

#### ALL OTHER OFFENSES:

Under the Extended CompStat Offense section, 'All Other Offenses' include Peeping Tom, Trespass, Kidnap/Abduction, Pornography, Extortion/Blackmail, Bribery, Warrants, Sexual Offenses, Obstruction, Public Peace, and Hit & Run.

#### NON-UCR OFFENSES:

Non-UCR Offenses include reports for all other offenses not classified as a CompStat or Extended CompStat Offense. Results displayed separate some of these offenses such as Ambulance Calls, Deaths, Missing Persons, Suicides, Suspicious Activity, and Traffic Accidents.

#### ALL OTHER NON-UCR:

Under the Non-UCR category, 'All Other' include the remainder of offenses not classified as CompStat or CompStat Extended and not separated from the Non-UCR Offenses. These include things such as Loud Parties, Barking Dogs, Mentally Ill Subjects, Citizen Assistance, etc.

#### LOW NUMBER OFFENSES:

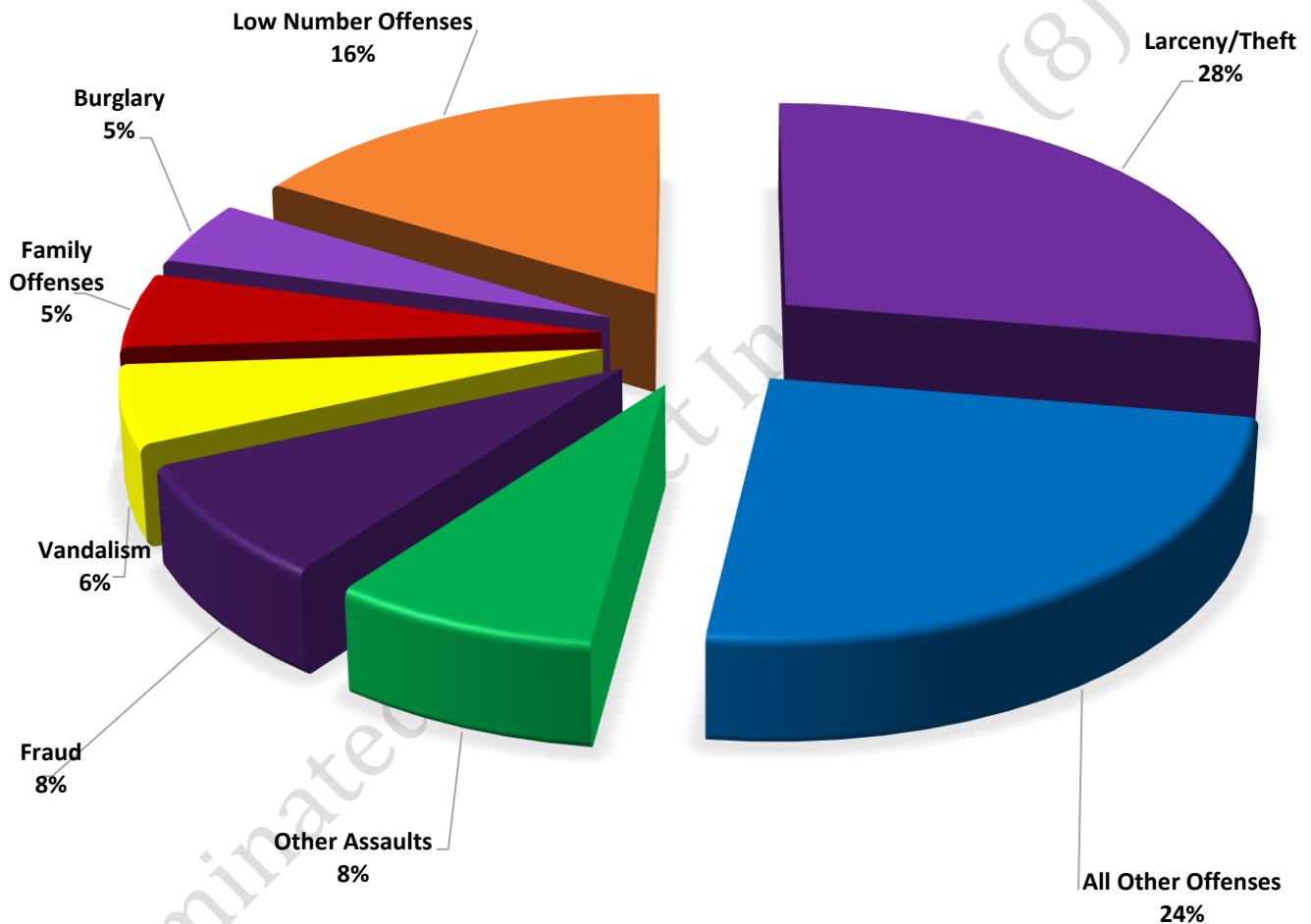
On page two, in the interest of space and allowing for easier viewing, the category titled 'Low Number Offenses' include CompStat and Extended CompStat Offenses from page one that have totals under the amount of 17.

## Offenses

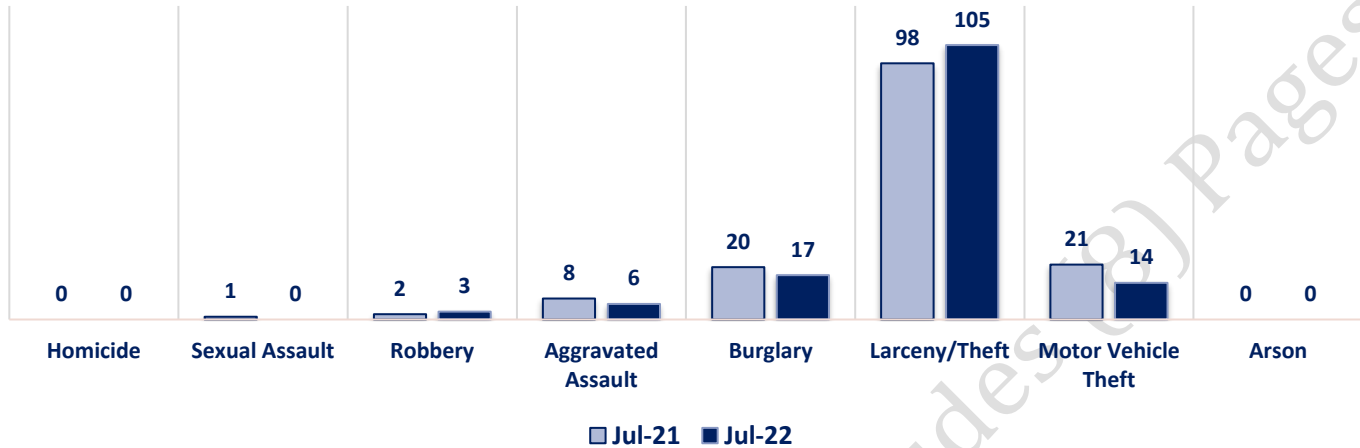
COMPSTAT OFFENSES	VIOLENT	Offense	Jul-21	Jul-22	EXTENDED COMPSTAT OFFENSES
		Homicide	0	0	
		Sexual Assault	1	0	
		Robbery	2	3	
		Aggravated Assault	8	6	
		Burglary	20	17	
		Larceny/Theft	98	105	
		Motor Vehicle Theft	21	14	
		Arson	0	0	
NON-UCR OFFENSES	PROPERTY	COMPSTAT TOTALS	150	145	
		Ambulance Calls	13	11	
		Deaths	3	3	
		Missing Persons	2	2	
		Suicides	1	1	
		Suspicious Activity	14	9	
		Traffic Accidents	45	38	
		All Other	99	104	
		NON-UCR TOTALS	177	168	
TOTALS		COMPSTAT OFFENSES	150	145	
		EXTENDED COMPSTAT OFFENSES	213	235	
		NON-UCR OFFENSES	177	168	
		TOTAL	540	548	

OFFENSE	Jul-21	Jul-22
Other Assaults	25	31
Forgery/Counterfeiting	0	2
Fraud	23	31
Embezzlement	1	0
Stolen Property	2	2
Vandalism	27	21
Weapons	0	2
Prostitution	1	0
Sex Offenses	1	0
Drug Abuse	18	17
Gambling	0	0
Family Offenses	23	20
DUI	7	6
Liquor Laws	2	0
Drunkenness	3	4
Disorderly Conduct	3	5
All Other Offenses	77	93
Curfew/Loitering	0	1
EXTENDED COMPSTAT TOTALS	213	235

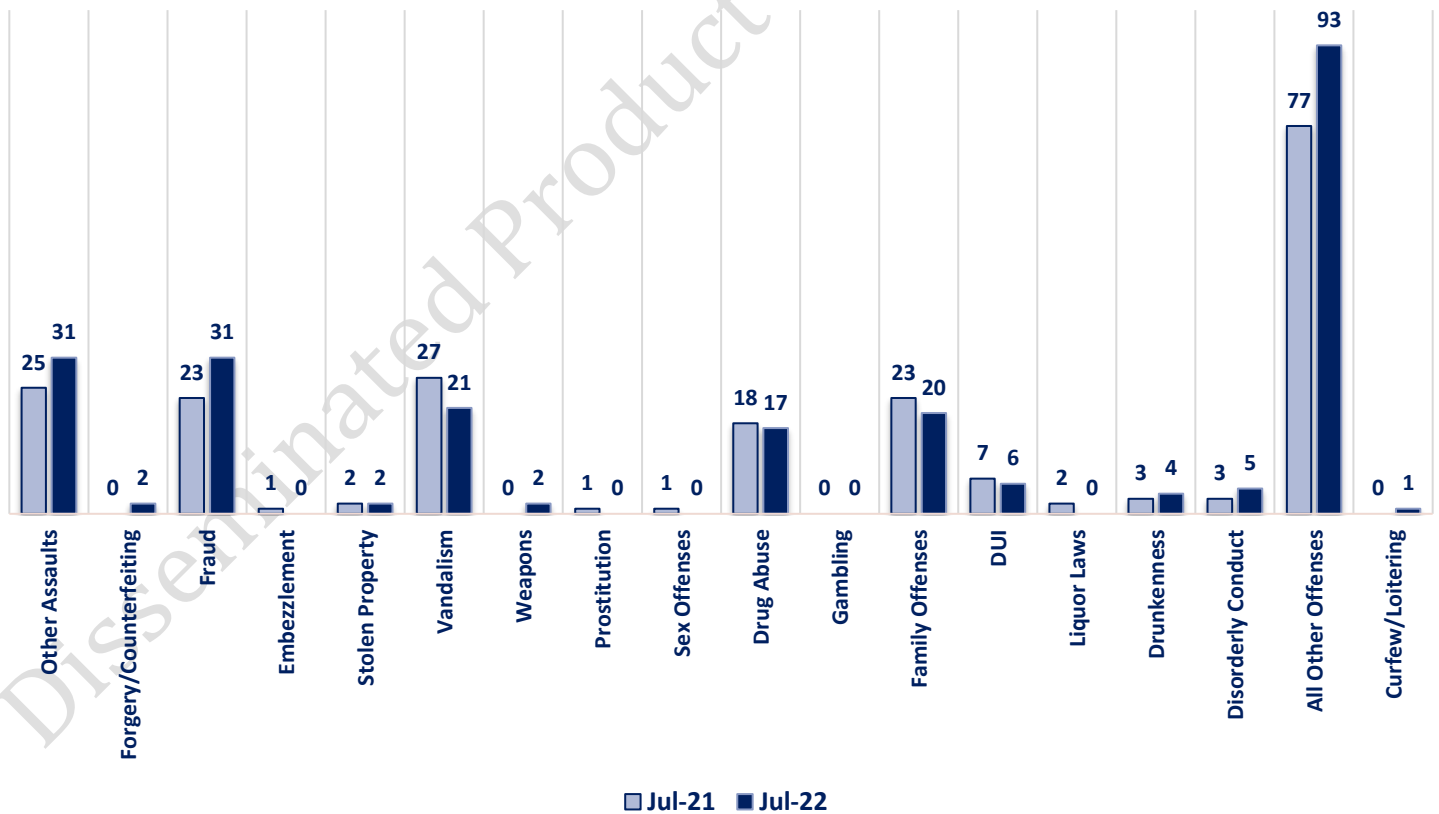
**JULY 2022 - COMPSTAT AND EXTENDED COMPSTAT OFFENSE  
PERCENTAGES**



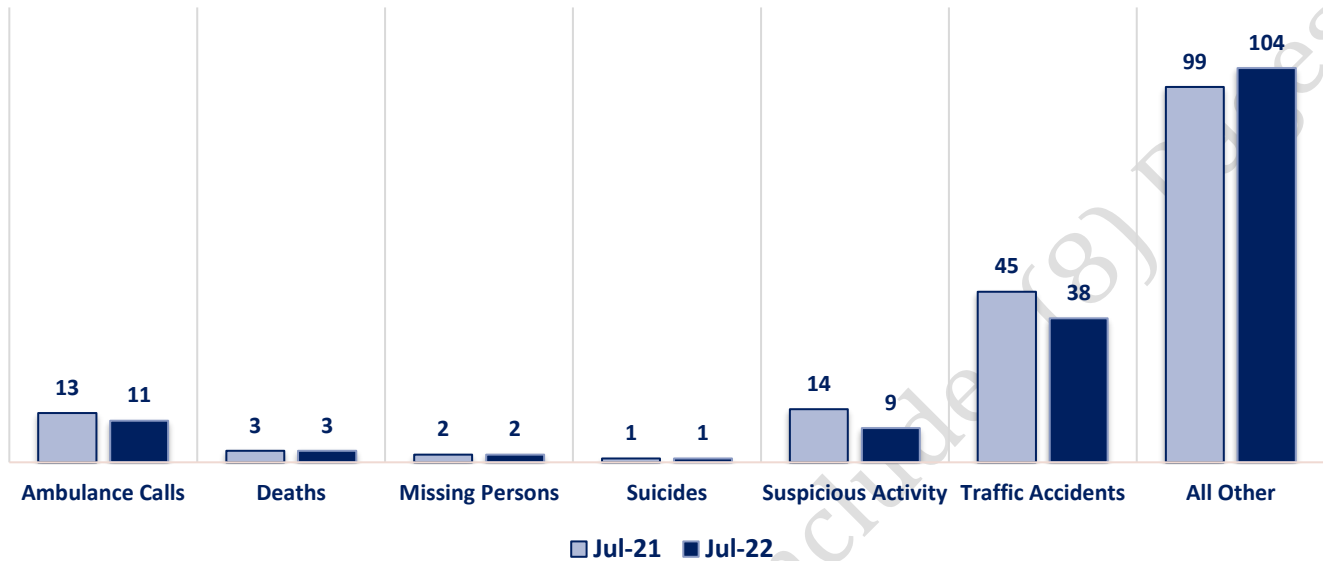
### CompStat Offenses



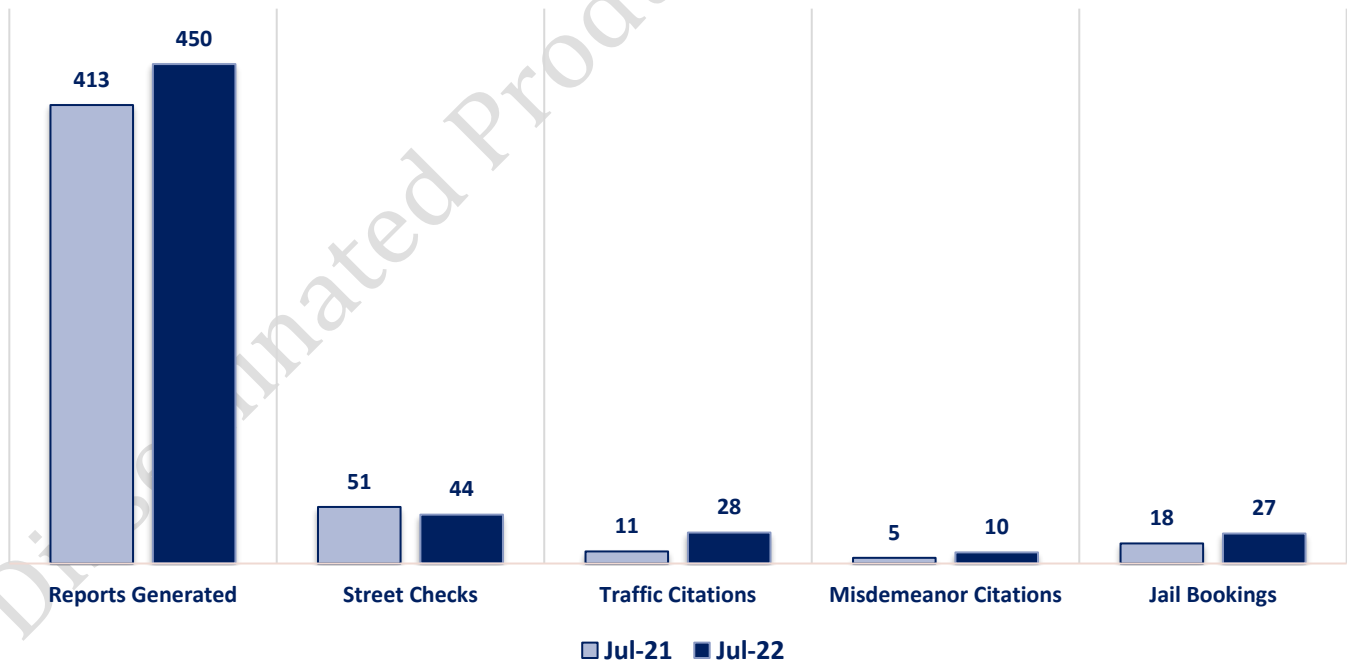
### Extended CompStat Offenses



### Non-UCR Offenses

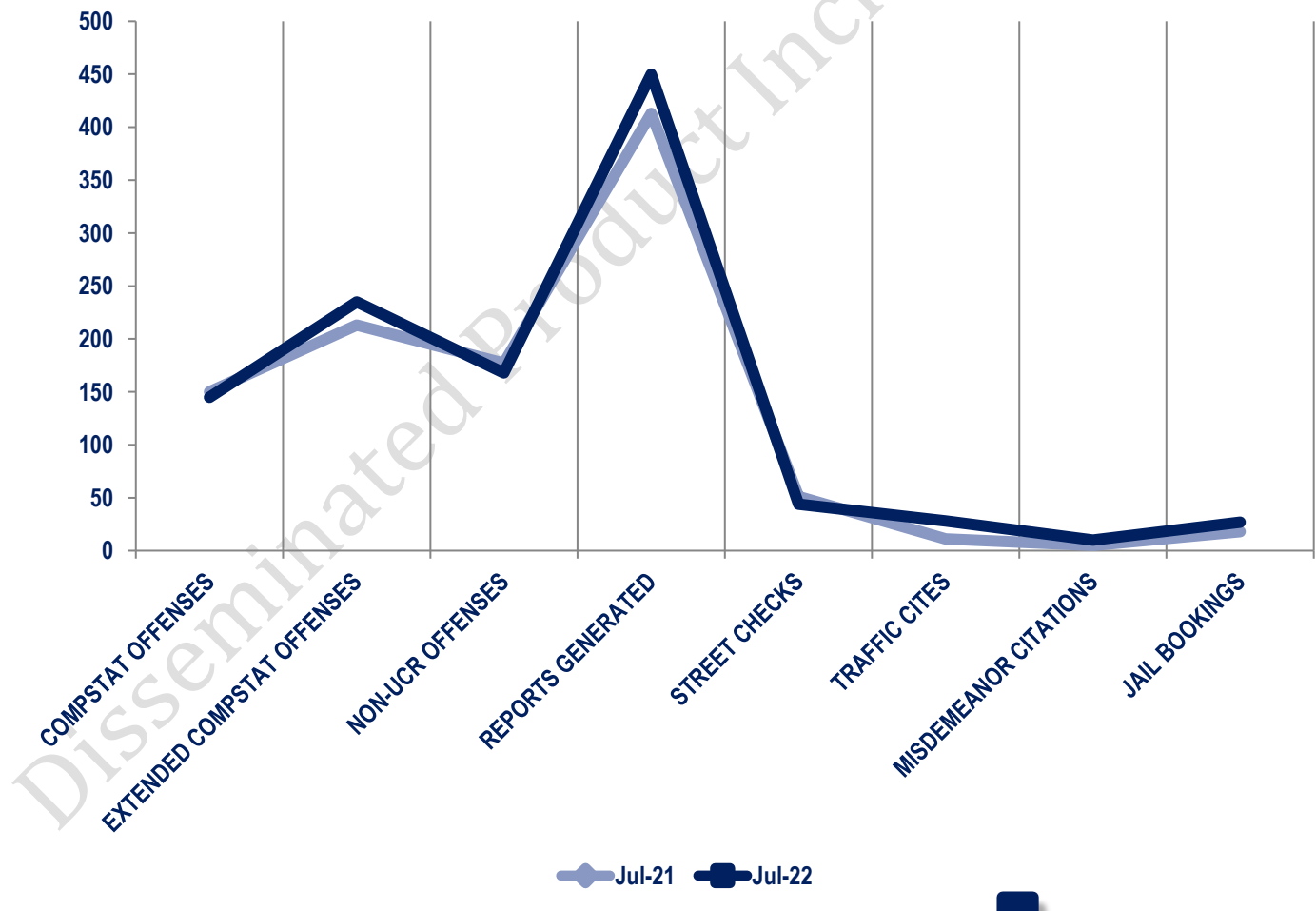


### Other Event Totals



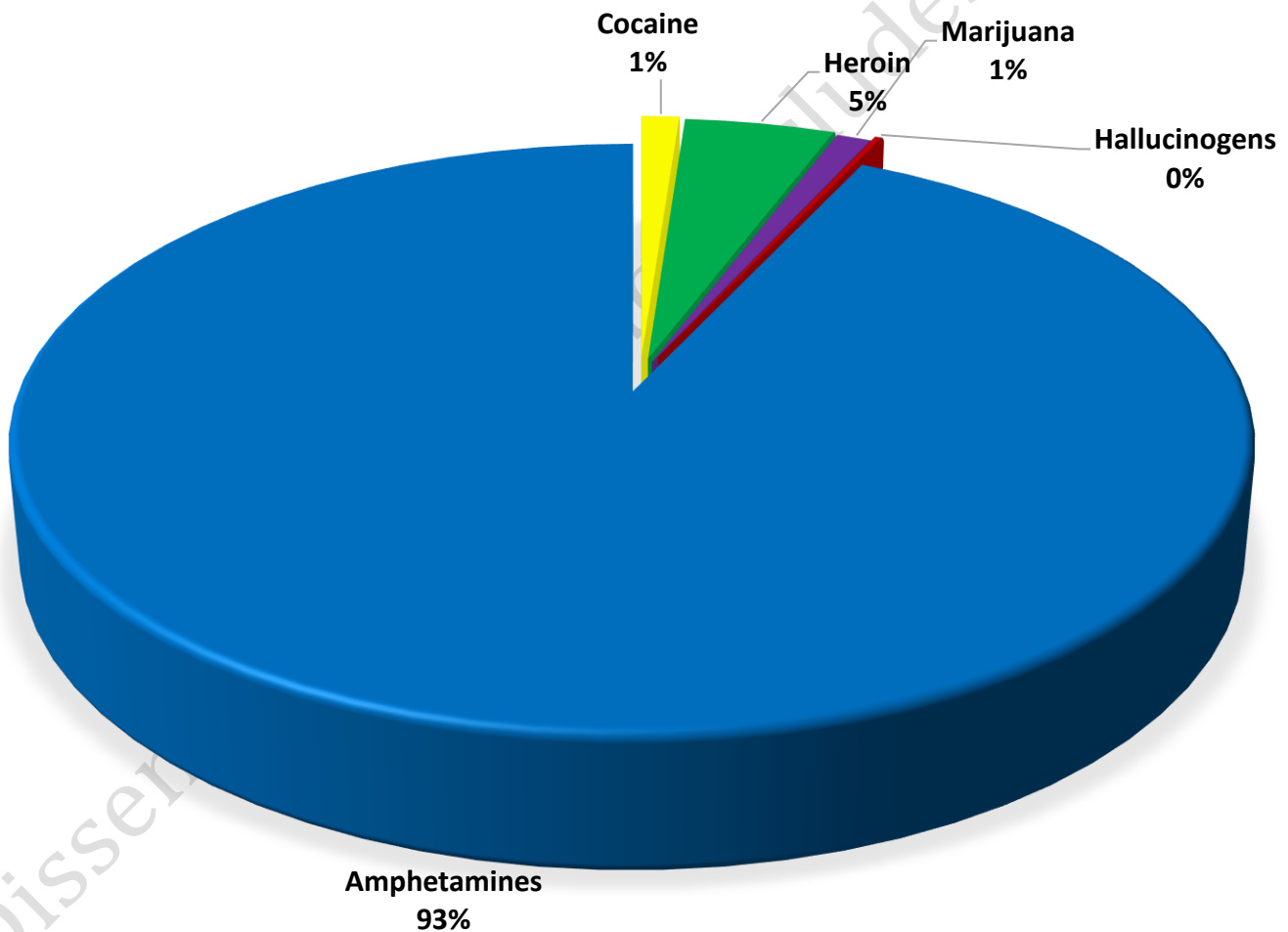
### Combined Offense/Event Trends

	JULY 2021	JULY 2022
<b>CompStat Offenses</b>	150	145
<b>Extended CompStat Offenses</b>	213	235
<b>Non-UCR Offenses</b>	177	168
<b>Reports Generated</b>	413	450
<b>Street Checks</b>	51	44
<b>Traffic Cites</b>	11	28
<b>Misdemeanor Citations</b>	5	10
<b>Jail Bookings</b>	18	27

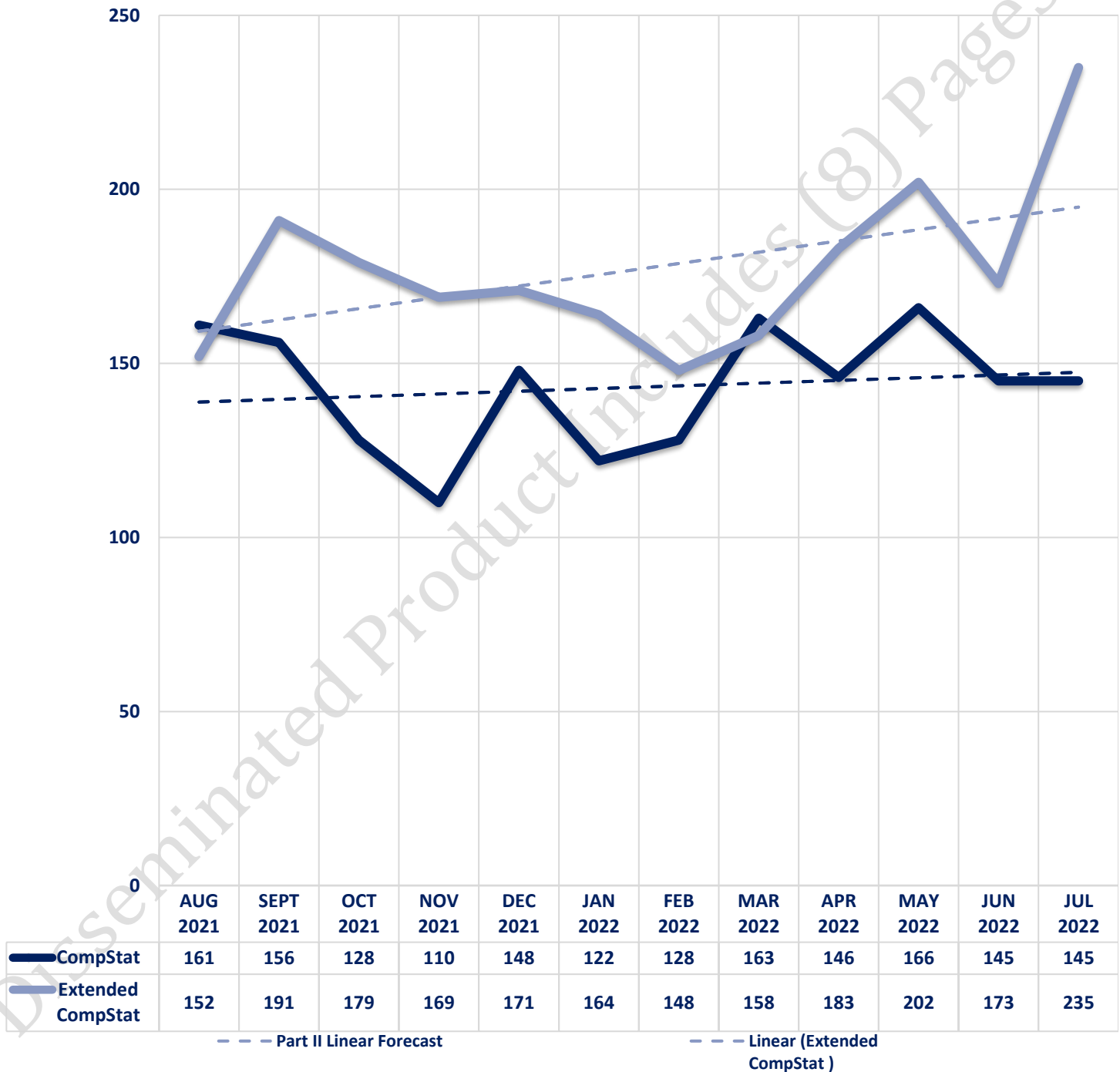


### Seized Drugs

TYPE	DOSES	STREET VALUE
Cocaine	35.0	\$ 245.00
Heroin	139.0	\$ 1,035.55
Marijuana	31.7	\$ 105.40
Hallucinogens	6.0	\$ 11.99
Amphetamines	2804.2	\$ 19,629.43
<b>TOTAL</b>	<b>3015.9</b>	<b>\$ 21,027.37</b>



### CompStat & Extended CompStat Offenses - One Year





## CITY COUNCIL DISTRICT #7

### MONTHLY OFFENSE SUMMARY

August 2022

These figures represent preliminary counts of original Police Incident Reports and include all offenses within the above listed City Council District only. Full statistical analysis to determine the confidence level of this data has not been performed. The results contained herein are approximate in relation to the listed area and may not fully coincide with data shown in other areas of SLCPD's Crime Statistics page such as Calls for Service, Crimes Trending, and Crime Reports due to and reflective of departmental procedures that were in place at the time the event occurred and the date this data was compiled. Results displayed are not distinguished as attempted or completed crimes, do not include other calls for police service, and only represent police service where a report was made. Police Incident Reports are classified by primary offense categories as defined by the Uniform Crime Reporting (UCR) system, however for this report all offenses are included, and each incident may have more than one offense listed on it. In cases where there is more than one offense listed, all offenses are counted individually. Although every reasonable verification effort is made, the accuracy of any data is subject to the constraints of the report generation process as well as the manner, format, and point in time of any query.

#### COMPSTAT OFFENSES: (Part I)

Chosen by the FBI as Part I Offenses because they are serious crimes that occur with regularity in all areas of the country and are likely to be reported to Police.

#### EXTENDED COMPSTAT OFFENSES: (Part II)

All other crimes other than the eight CompStat Offenses. The Uniform Crime Reporting Program gathers only arrest data for these offenses, however, SLCPD results displayed in this document display all of these, regardless of the presence of arrest data.

#### ALL OTHER OFFENSES:

Under the Extended CompStat Offense section, 'All Other Offenses' include Peeping Tom, Trespass, Kidnap/Abduction, Pornography, Extortion/Blackmail, Bribery, Warrants, Sexual Offenses, Obstruction, Public Peace, and Hit & Run.

#### NON-UCR OFFENSES:

Non-UCR Offenses include reports for all other offenses not classified as a CompStat or Extended CompStat Offense. Results displayed separate some of these offenses such as Ambulance Calls, Deaths, Missing Persons, Suicides, Suspicious Activity, and Traffic Accidents.

#### ALL OTHER NON-UCR:

Under the Non-UCR category, 'All Other' include the remainder of offenses not classified as CompStat or CompStat Extended and not separated from the Non-UCR Offenses. These include things such as Loud Parties, Barking Dogs, Mentally Ill Subjects, Citizen Assistance, etc.

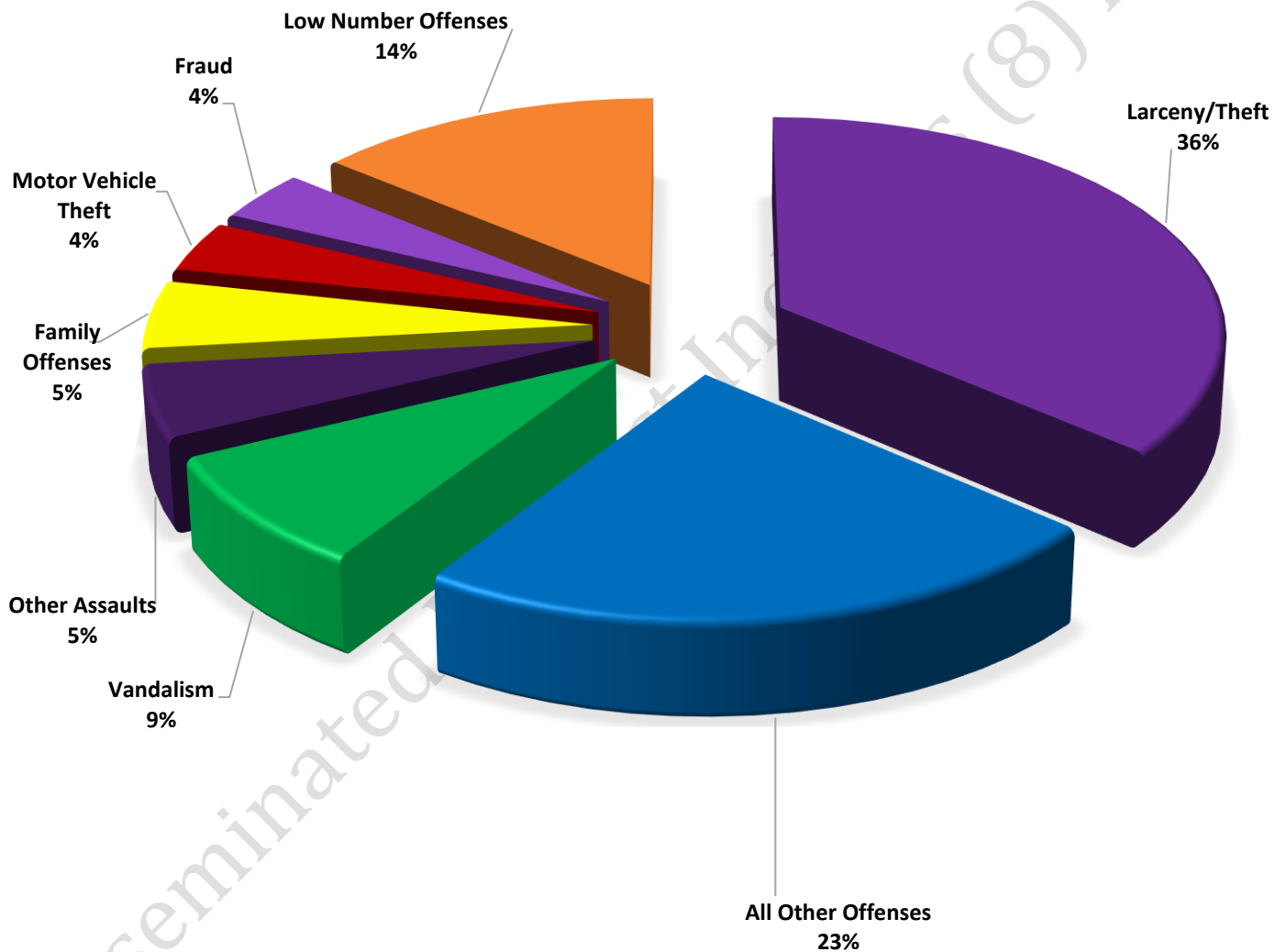
#### LOW NUMBER OFFENSES:

On page two, in the interest of space and allowing for easier viewing, the category titled 'Low Number Offenses' include CompStat and Extended CompStat Offenses from page one that have totals under the amount of 11.

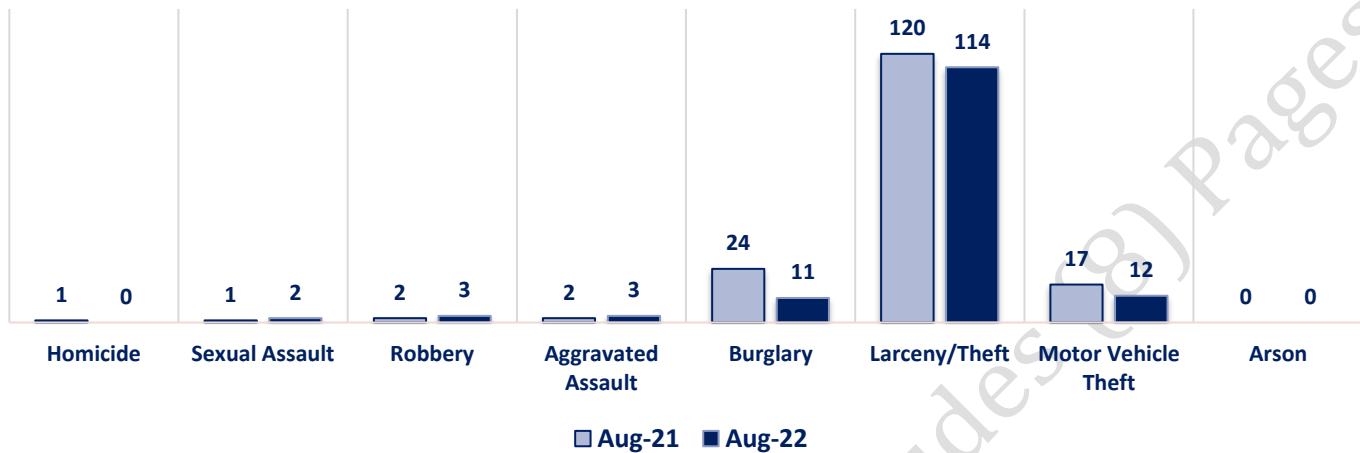
## Offenses

COMPSTAT OFFENSES	VIOLENT	Offense	Aug-21	Aug-22	EXTENDED COMPSTAT OFFENSES
		Homicide	1	0	
		Sexual Assault	1	2	
		Robbery	2	3	
		Aggravated Assault	2	3	
		Burglary	24	11	
		Larceny/Theft	120	114	
		Motor Vehicle Theft	17	12	
		Arson	0	0	
NON-UCR OFFENSES	PROPERTY	COMPSTAT TOTALS	167	145	
		Ambulance Calls	8	9	
		Deaths	1	2	
		Missing Persons	3	6	
		Suicides	1	1	
		Suspicious Activity	11	15	
		Traffic Accidents	57	48	
		All Other	79	88	
		NON-UCR TOTALS	160	169	
TOTALS		COMPSTAT OFFENSES	167	145	
		EXTENDED COMPSTAT OFFENSES	159	169	
		NON-UCR OFFENSES	160	169	
		TOTAL	486	483	
		Other Assaults	20	17	
		Forgery/Counterfeiting	4	3	
		Fraud	13	12	
		Embezzlement	0	0	
		Stolen Property	1	0	
		Vandalism	30	27	
		Weapons	3	1	
		Prostitution	0	0	
		Sex Offenses	1	0	
		Drug Abuse	6	9	
		Gambling	0	0	
		Family Offenses	19	16	
		DUI	0	0	
		Liquor Laws	0	1	
		Drunkenness	5	5	
		Disorderly Conduct	5	6	
		All Other Offenses	52	72	
		Curfew/Loitering	0	0	
		EXTENDED COMPSTAT TOTALS	159	169	

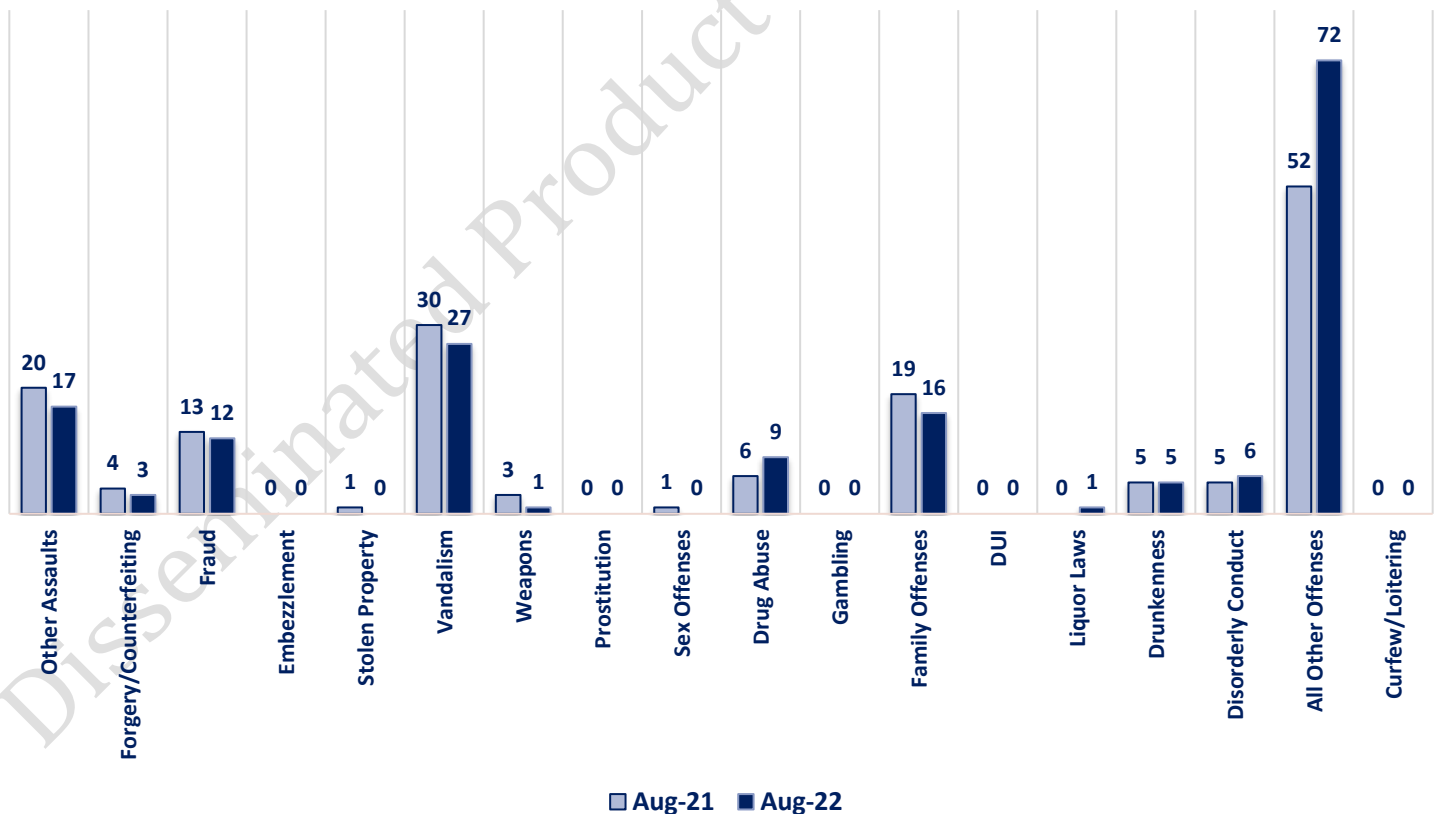
**AUGUST 2022 - COMPSTAT AND EXTENDED COMPSTAT  
OFFENSE PERCENTAGES**



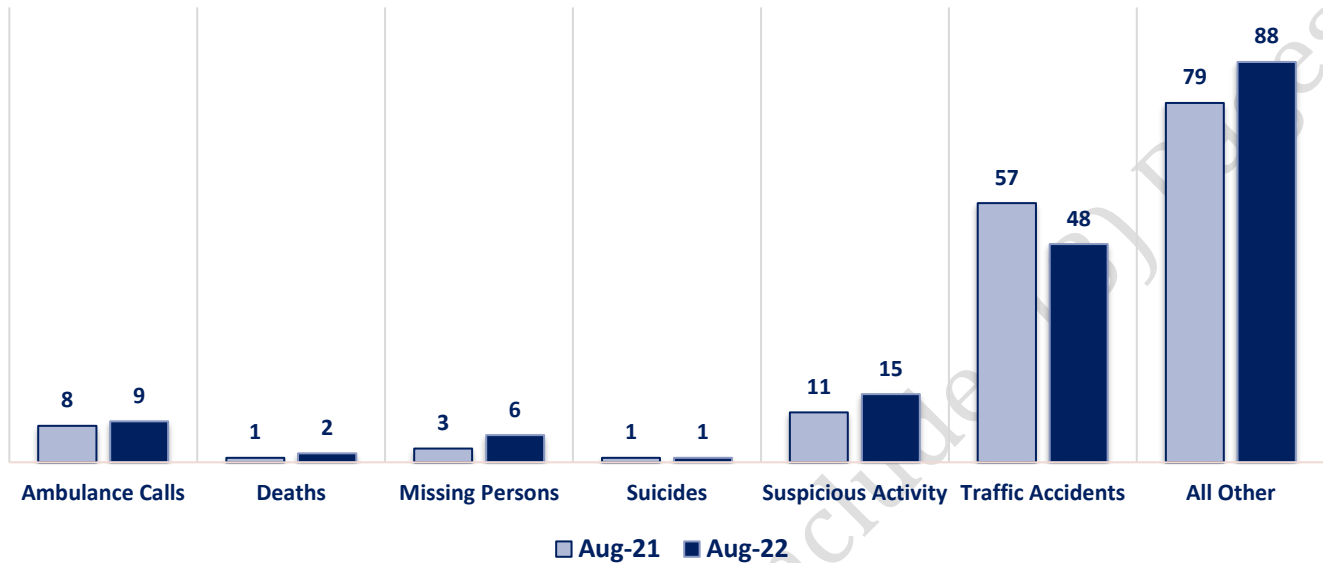
### CompStat Offenses



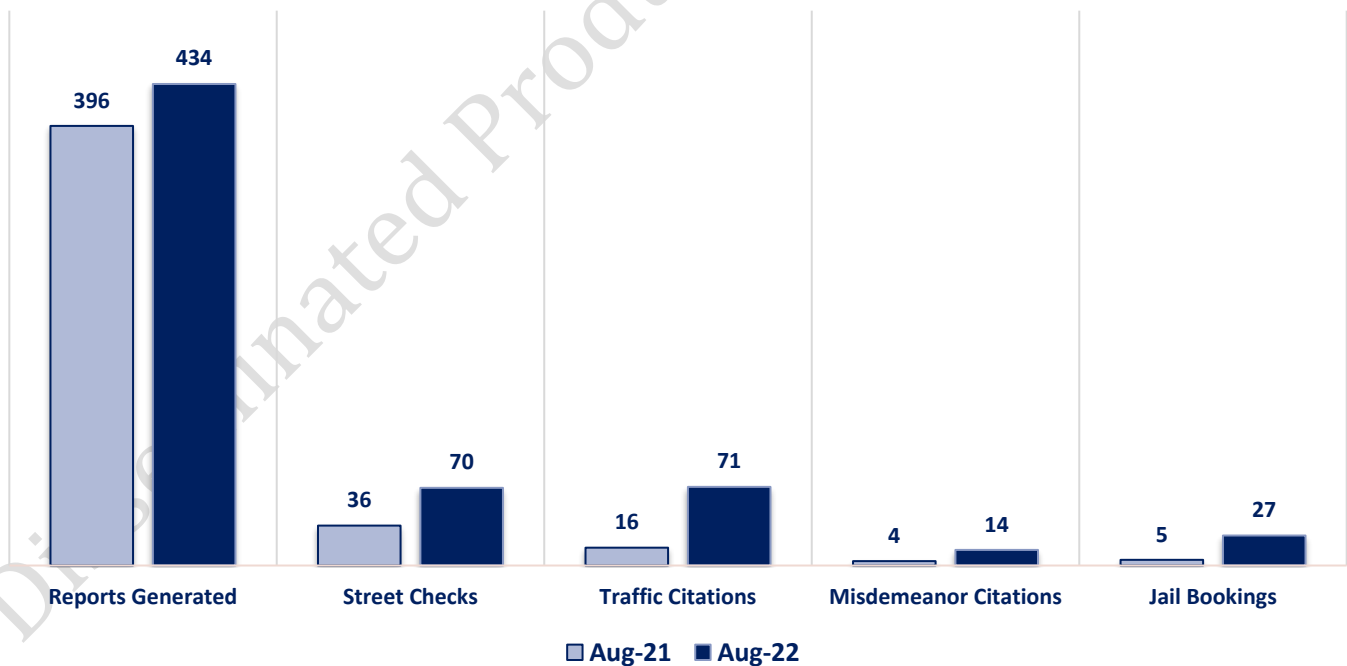
### Extended CompStat Offenses



### Non-UCR Offenses



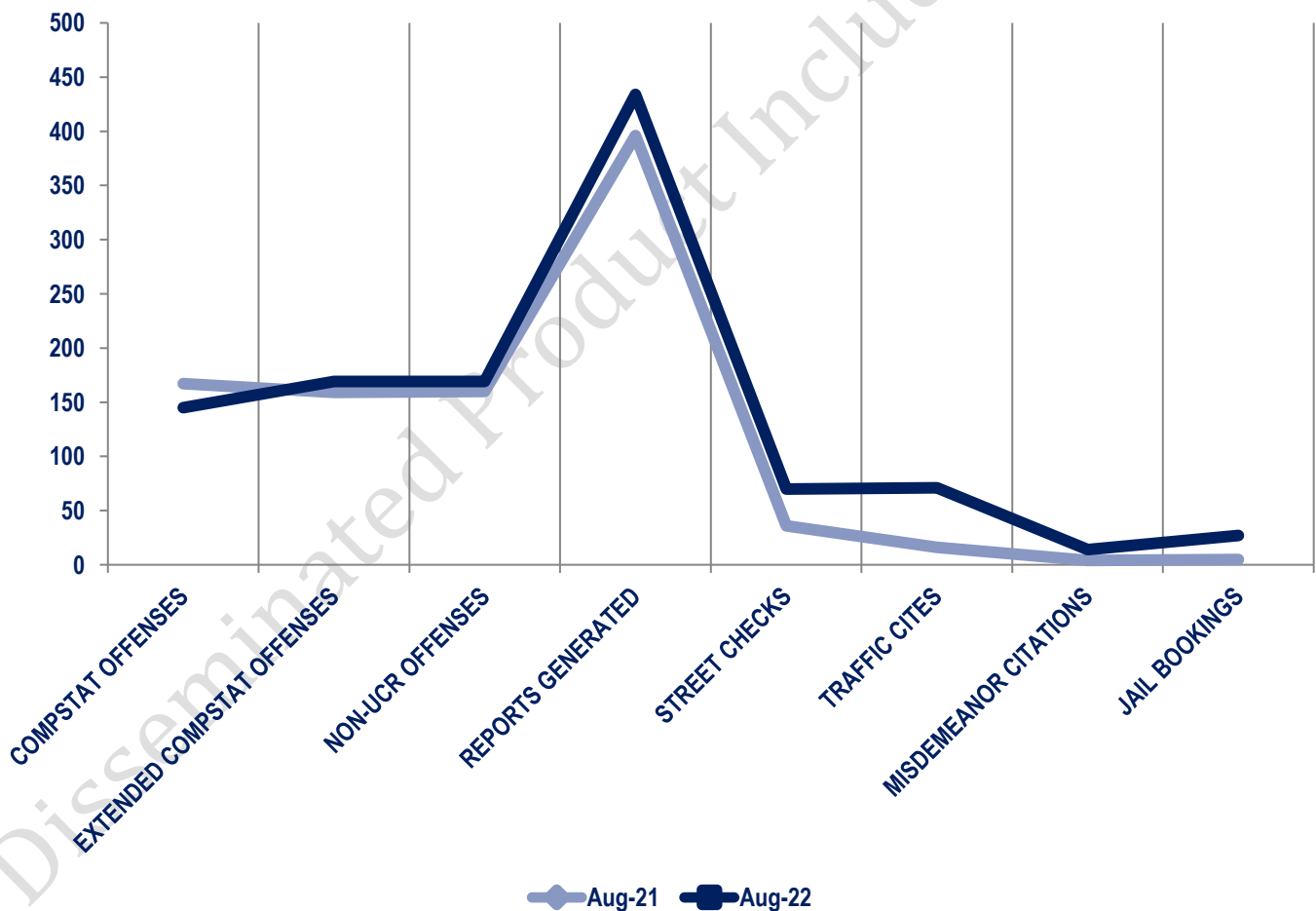
### Other Event Totals



### Combined Offense/Event Trends

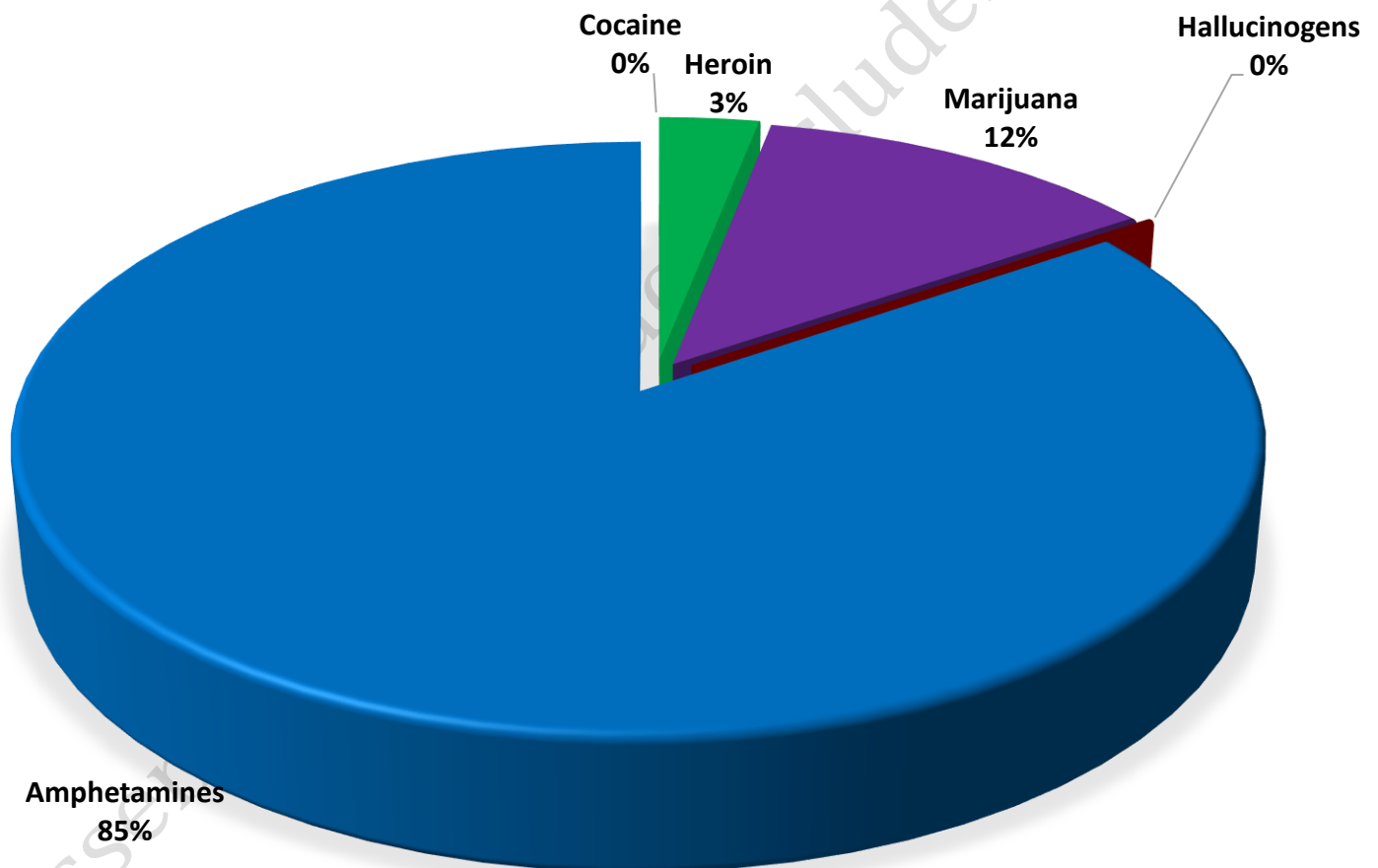
\*Street checks include private impounds

	AUG 2021	AUG 2022
<b>CompStat Offenses</b>	167	145
<b>Extended CompStat Offenses</b>	159	169
<b>Non-UCR Offenses</b>	160	169
<b>Reports Generated</b>	396	434
<b>Street Checks</b>	36	70
<b>Traffic Cites</b>	16	71
<b>Misdemeanor Citations</b>	4	14
<b>Jail Bookings</b>	5	27

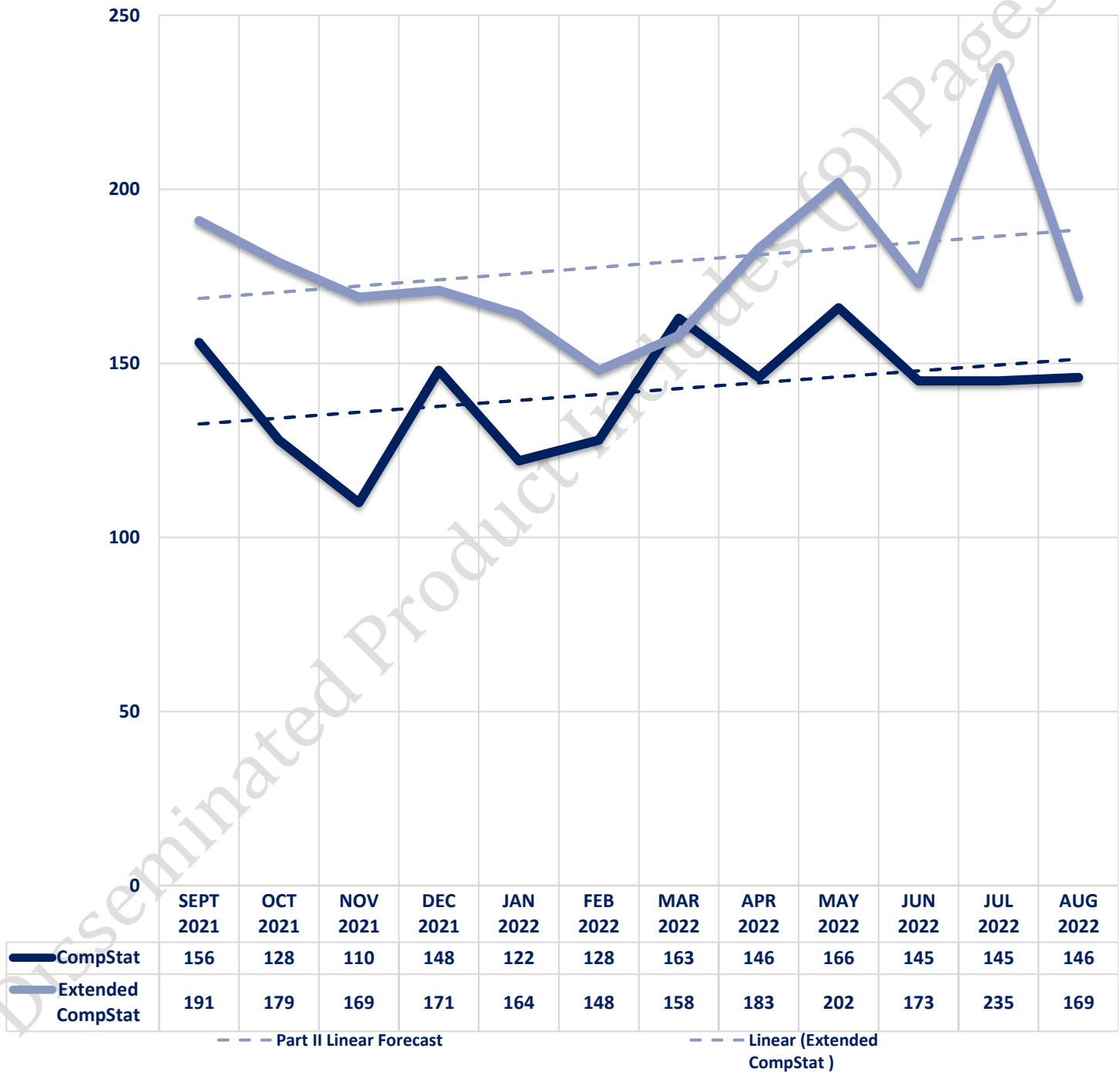


### Seized Drugs

TYPE	DOSES	STREET VALUE
Cocaine	0.0	\$ -
Heroin	4.0	\$ 29.80
Marijuana	16.2	\$ 53.87
Hallucinogens	0.0	\$ -
Amphetamines	111.0	\$ 777.00
<b>TOTAL</b>	<b>131.2</b>	<b>\$ 860.67</b>



### CompStat & Extended CompStat Offenses - One Year





## CITY COUNCIL DISTRICT #7

### MONTHLY OFFENSE SUMMARY

September 2022

These figures represent preliminary counts of original Police Incident Reports and include all offenses within the above listed City Council District only. Full statistical analysis to determine the confidence level of this data has not been performed. The results contained herein are approximate in relation to the listed area and may not fully coincide with data shown in other areas of SLCPD's Crime Statistics page such as Calls for Service, Crimes Trending, and Crime Reports due to and reflective of departmental procedures that were in place at the time the event occurred and the date this data was compiled. Results displayed are not distinguished as attempted or completed crimes, do not include other calls for police service, and only represent police service where a report was made. Police Incident Reports are classified by primary offense categories as defined by the Uniform Crime Reporting (UCR) system, however for this report all offenses are included, and each incident may have more than one offense listed on it. In cases where there is more than one offense listed, all offenses are counted individually. Although every reasonable verification effort is made, the accuracy of any data is subject to the constraints of the report generation process as well as the manner, format, and point in time of any query.

#### COMPSTAT OFFENSES: (Part I)

Chosen by the FBI as Part I Offenses because they are serious crimes that occur with regularity in all areas of the country and are likely to be reported to Police.

#### EXTENDED COMPSTAT OFFENSES: (Part II)

All other crimes other than the eight CompStat Offenses. The Uniform Crime Reporting Program gathers only arrest data for these offenses, however, SLCPD results displayed in this document display all of these, regardless of the presence of arrest data.

#### ALL OTHER OFFENSES:

Under the Extended CompStat Offense section, 'All Other Offenses' include Peeping Tom, Trespass, Kidnap/Abduction, Pornography, Extortion/Blackmail, Bribery, Warrants, Sexual Offenses, Obstruction, Public Peace, and Hit & Run.

#### NON-UCR OFFENSES:

Non-UCR Offenses include reports for all other offenses not classified as a CompStat or Extended CompStat Offense. Results displayed separate some of these offenses such as Ambulance Calls, Deaths, Missing Persons, Suicides, Suspicious Activity, and Traffic Accidents.

#### ALL OTHER NON-UCR:

Under the Non-UCR category, 'All Other' include the remainder of offenses not classified as CompStat or CompStat Extended and not separated from the Non-UCR Offenses. These include things such as Loud Parties, Barking Dogs, Mentally Ill Subjects, Citizen Assistance, etc.

#### LOW NUMBER OFFENSES:

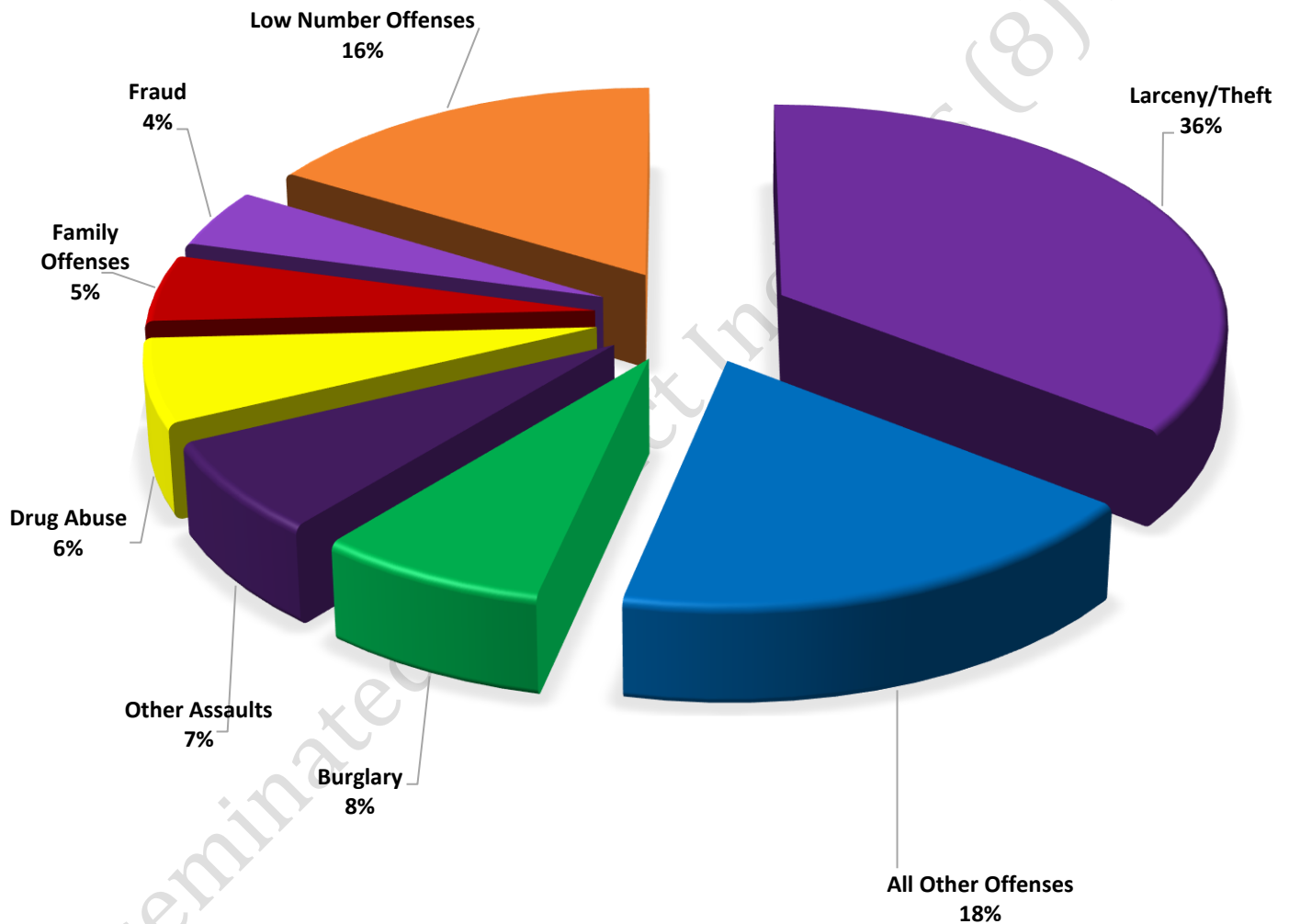
On page two, in the interest of space and allowing for easier viewing, the category titled 'Low Number Offenses' include CompStat and Extended CompStat Offenses from page one that have totals under the amount of 14.

## Offenses

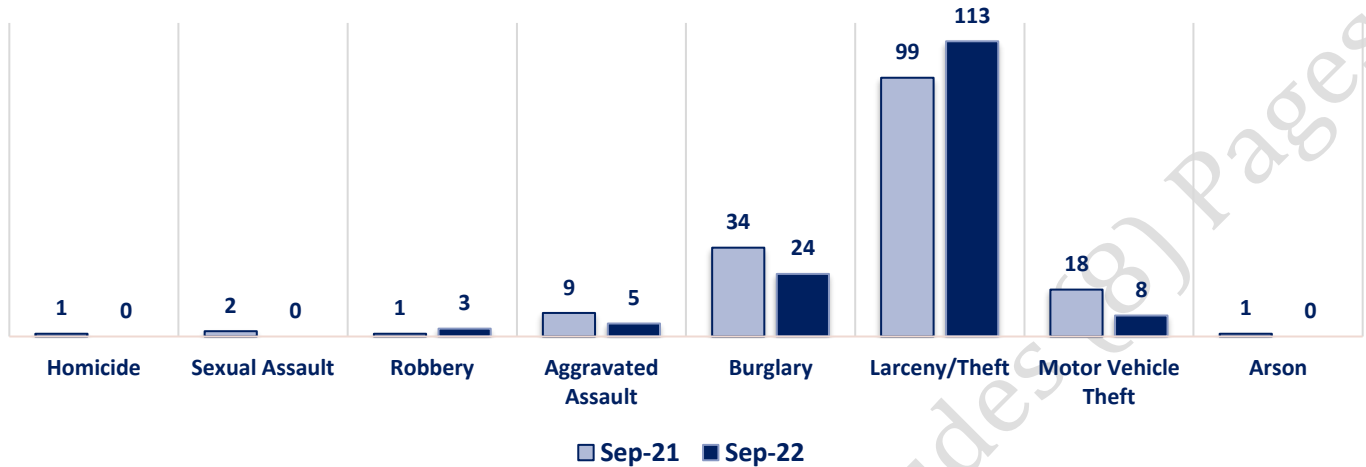
COMPSTAT OFFENSES	VIOLENT	Offense	Sept-21	Sept-22	EXTENDED COMPSTAT OFFENSES
		Homicide	1	0	
		Sexual Assault	2	0	
		Robbery	1	3	
		Aggravated Assault	9	5	
		Burglary	34	24	
		Larceny/Theft	99	113	
		Motor Vehicle Theft	18	8	
		Arson	1	0	
NON-UCR OFFENSES	PROPERTY	COMPSTAT TOTALS	165	153	
		Ambulance Calls	10	6	
		Deaths	3	3	
		Missing Persons	0	2	
		Suicides	0	1	
		Suspicious Activity	21	12	
		Traffic Accidents	62	51	
		All Other	82	85	
		NON-UCR TOTALS	178	160	
TOTALS		COMPSTAT OFFENSES	165	153	
		EXTENDED COMPSTAT OFFENSES	192	165	
		NON-UCR OFFENSES	178	160	
		TOTAL	535	478	

OFFENSE	Sept-21	Sept-22
Other Assaults	27	22
Forgery/Counterfeiting	2	2
Fraud	25	14
Embezzlement	0	0
Stolen Property	3	1
Vandalism	32	14
Weapons	2	4
Prostitution	0	0
Sex Offenses	1	2
Drug Abuse	8	20
Gambling	0	0
Family Offenses	24	16
DUI	1	4
Liquor Laws	0	1
Drunkenness	2	5
Disorderly Conduct	6	3
All Other Offenses	59	57
Curfew/Loitering	0	0
EXTENDED COMPSTAT TOTALS	192	165

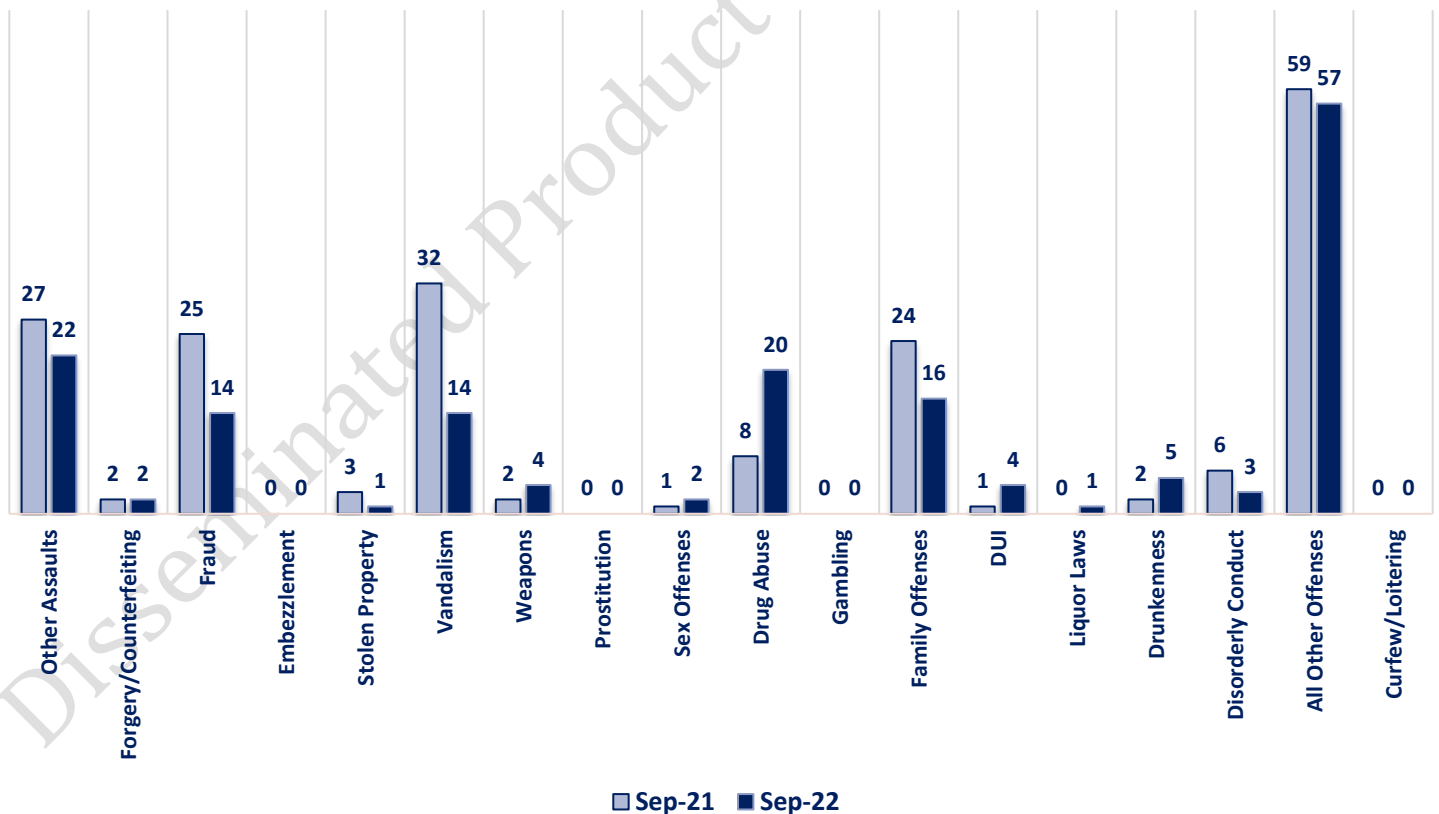
**SEPTEMBER 2022 - COMPSTAT AND EXTENDED COMPSTAT  
OFFENSE PERCENTAGES**



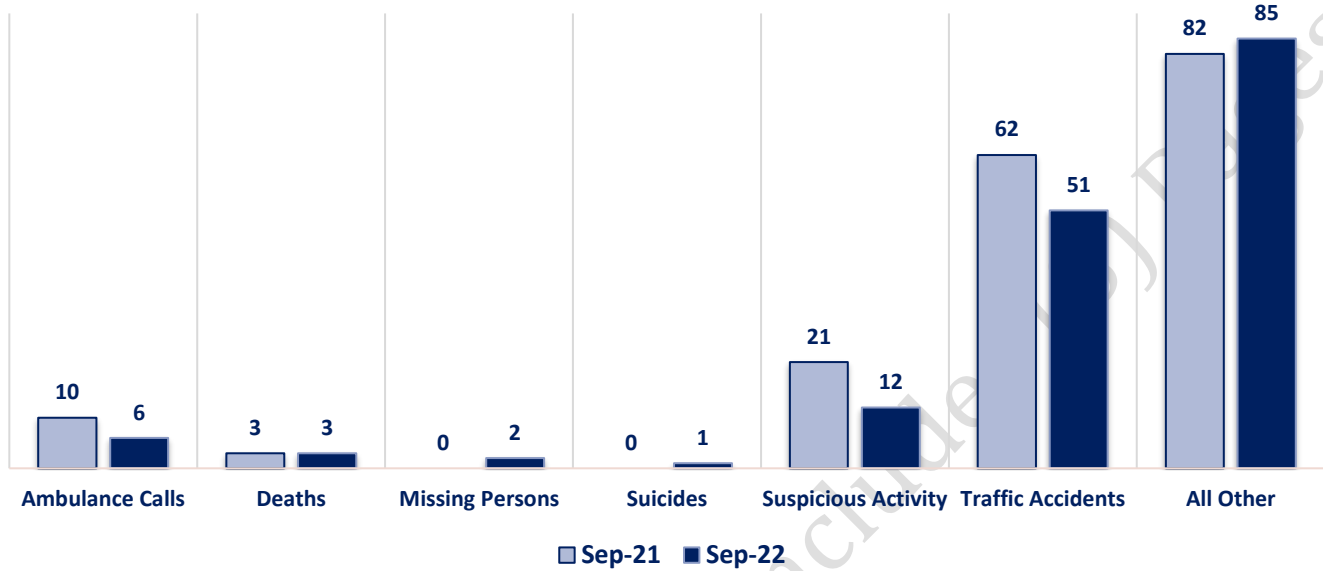
### CompStat Offenses



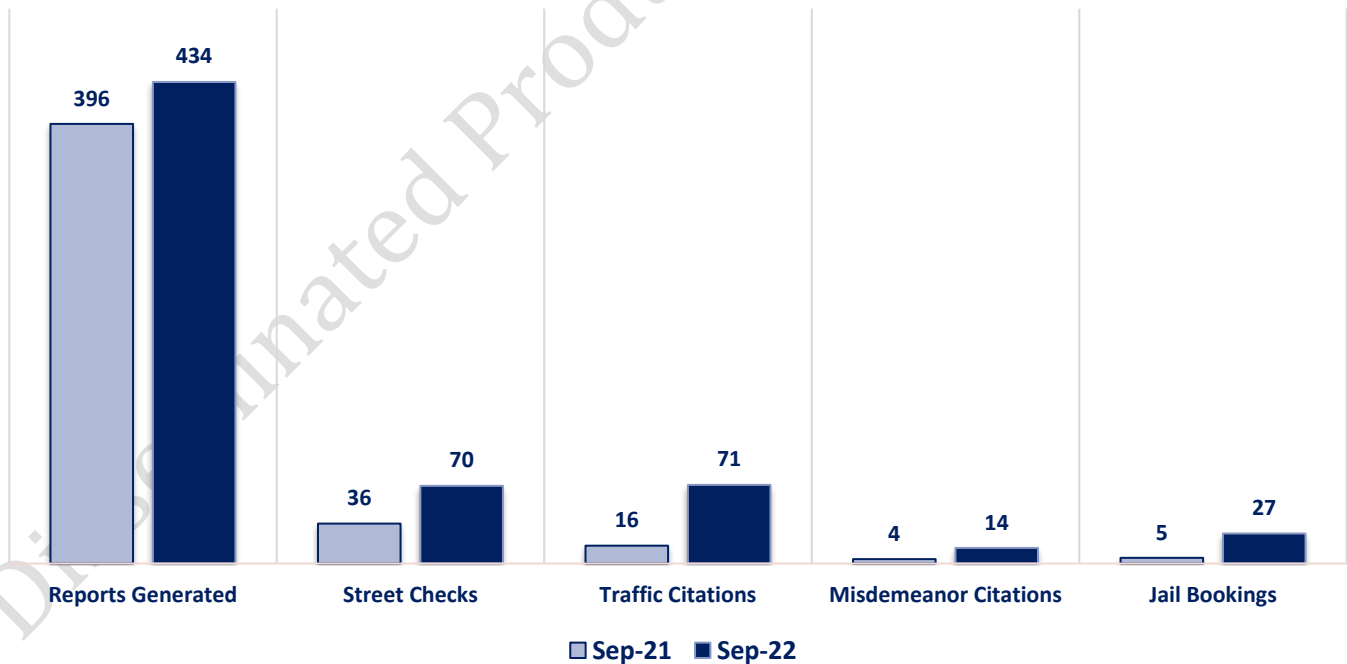
### Extended CompStat Offenses



### Non-UCR Offenses



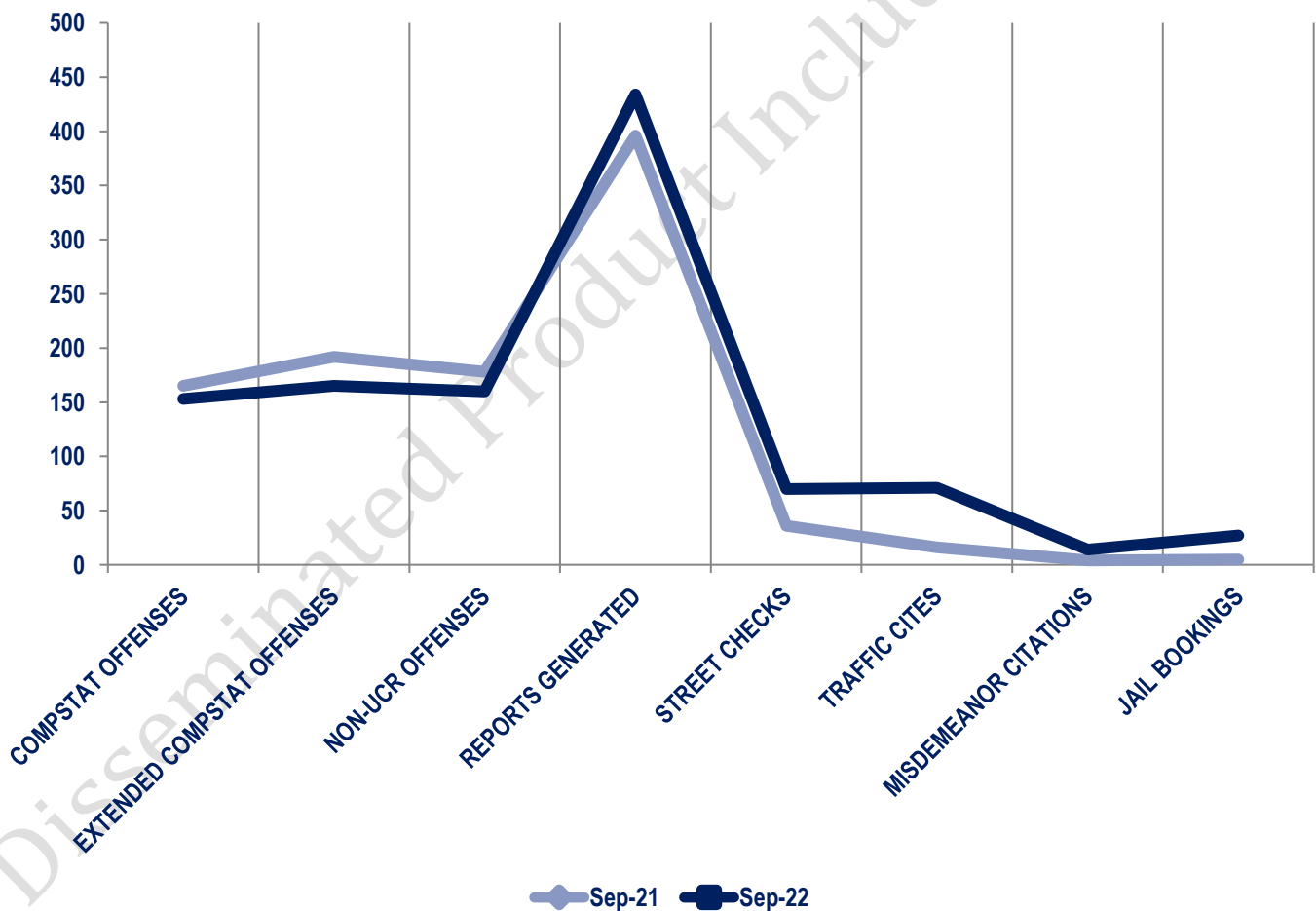
### Other Event Totals



## Combined Offense/Event Trends

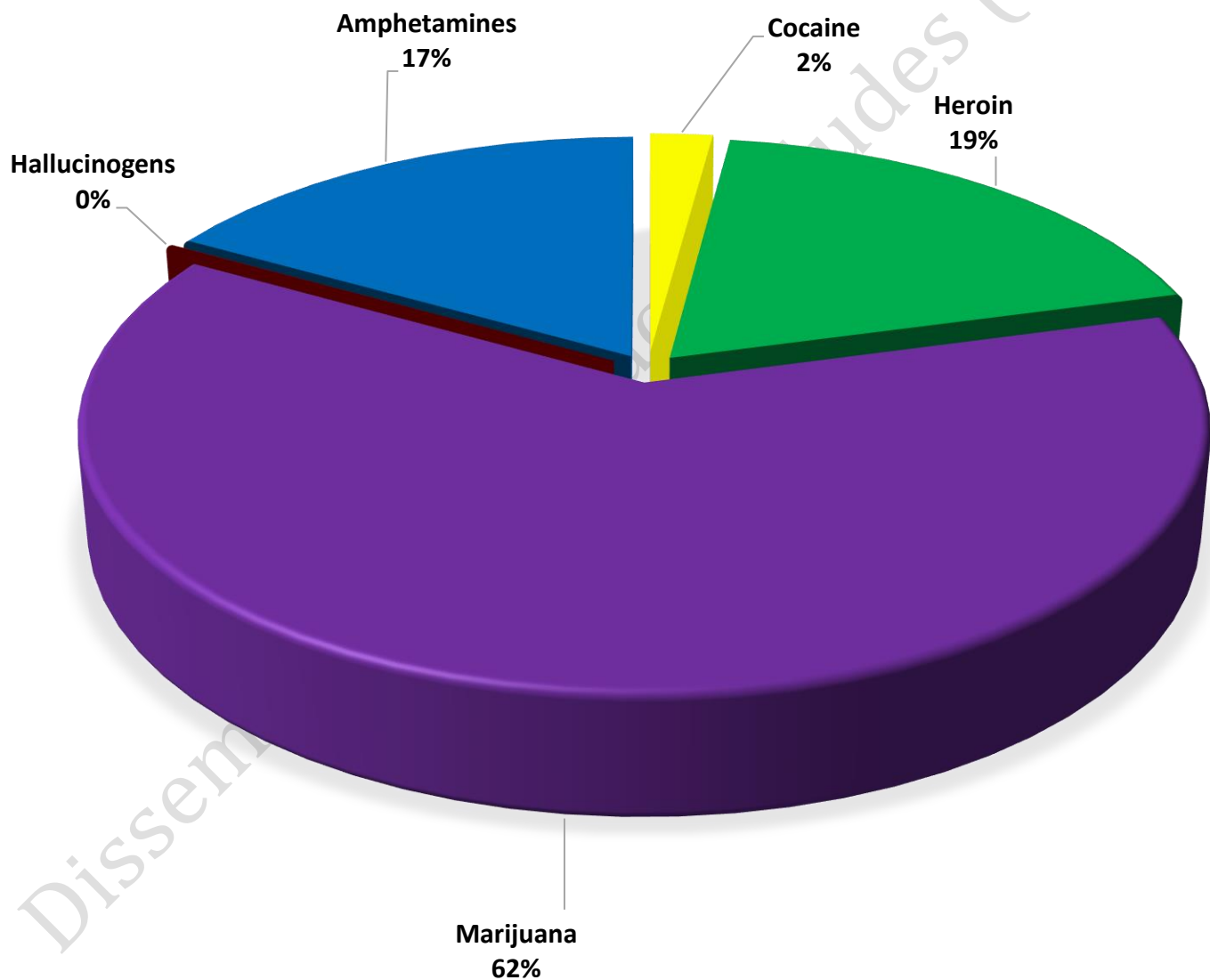
\*Street checks include private impounds

	SEPT 2021	SEPT 2022
<b>CompStat Offenses</b>	165	153
<b>Extended CompStat Offenses</b>	192	165
<b>Non-UCR Offenses</b>	178	160
<b>Reports Generated</b>	396	434
<b>Street Checks</b>	36	70
<b>Traffic Cites</b>	16	71
<b>Misdemeanor Citations</b>	4	14
<b>Jail Bookings</b>	5	27

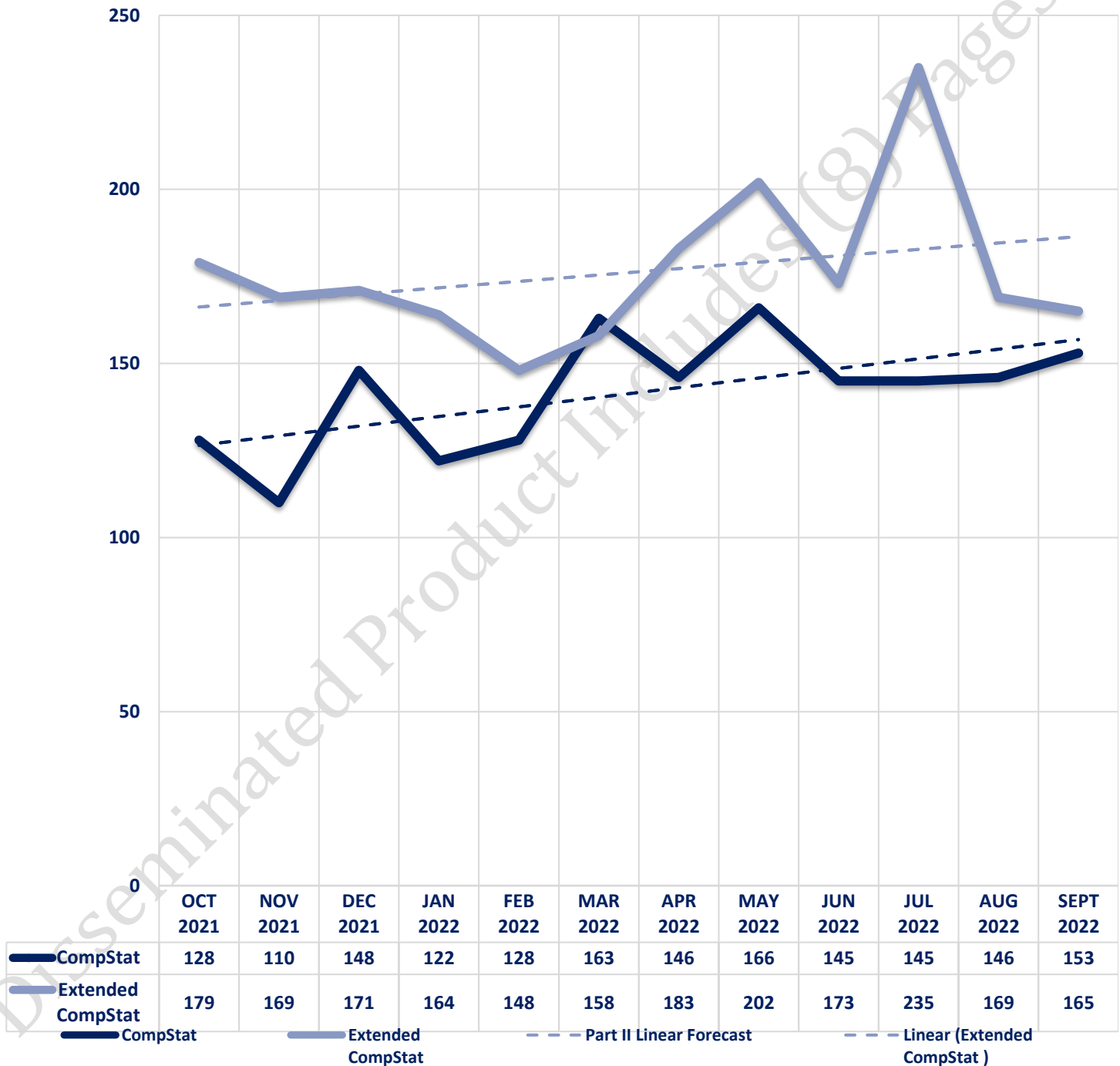


### Seized Drugs

TYPE	DOSES	STREET VALUE
Cocaine	47.0	\$ 329.00
Heroin	415.0	\$ 3,091.75
Marijuana	1385.6	\$ 4,600.07
Hallucinogens	0.4	\$ 0.71
Amphetamines	374.0	\$ 2,618.00
<b>TOTAL</b>	<b>2221.9</b>	<b>\$ 10,639.52</b>



## CompStat & Extended CompStat Offenses - One Year





## CITY COUNCIL DISTRICT #7

### MONTHLY OFFENSE SUMMARY

October 2022

These figures represent preliminary counts of original Police Incident Reports and include all offenses within the above listed City Council District only. Full statistical analysis to determine the confidence level of this data has not been performed. The results contained herein are approximate in relation to the listed area and may not fully coincide with data shown in other areas of SLCPD's Crime Statistics page such as Calls for Service, Crimes Trending, and Crime Reports due to and reflective of departmental procedures that were in place at the time the event occurred and the date this data was compiled. Results displayed are not distinguished as attempted or completed crimes, do not include other calls for police service, and only represent police service where a report was made. Police Incident Reports are classified by primary offense categories as defined by the Uniform Crime Reporting (UCR) system, however for this report all offenses are included, and each incident may have more than one offense listed on it. In cases where there is more than one offense listed, all offenses are counted individually. Although every reasonable verification effort is made, the accuracy of any data is subject to the constraints of the report generation process as well as the manner, format, and point in time of any query.

#### COMPSTAT OFFENSES: (Part I)

Chosen by the FBI as Part I Offenses because they are serious crimes that occur with regularity in all areas of the country and are likely to be reported to Police.

#### EXTENDED COMPSTAT OFFENSES: (Part II)

All other crimes other than the eight CompStat Offenses. The Uniform Crime Reporting Program gathers only arrest data for these offenses, however, SLCPD results displayed in this document display all of these, regardless of the presence of arrest data.

#### ALL OTHER OFFENSES:

Under the Extended CompStat Offense section, 'All Other Offenses' include Peeping Tom, Trespass, Kidnap/Abduction, Pornography, Extortion/Blackmail, Bribery, Warrants, Sexual Offenses, Obstruction, Public Peace, and Hit & Run.

#### NON-UCR OFFENSES:

Non-UCR Offenses include reports for all other offenses not classified as a CompStat or Extended CompStat Offense. Results displayed separate some of these offenses such as Ambulance Calls, Deaths, Missing Persons, Suicides, Suspicious Activity, and Traffic Accidents.

#### ALL OTHER NON-UCR:

Under the Non-UCR category, 'All Other' include the remainder of offenses not classified as CompStat or CompStat Extended and not separated from the Non-UCR Offenses. These include things such as Loud Parties, Barking Dogs, Mentally Ill Subjects, Citizen Assistance, etc.

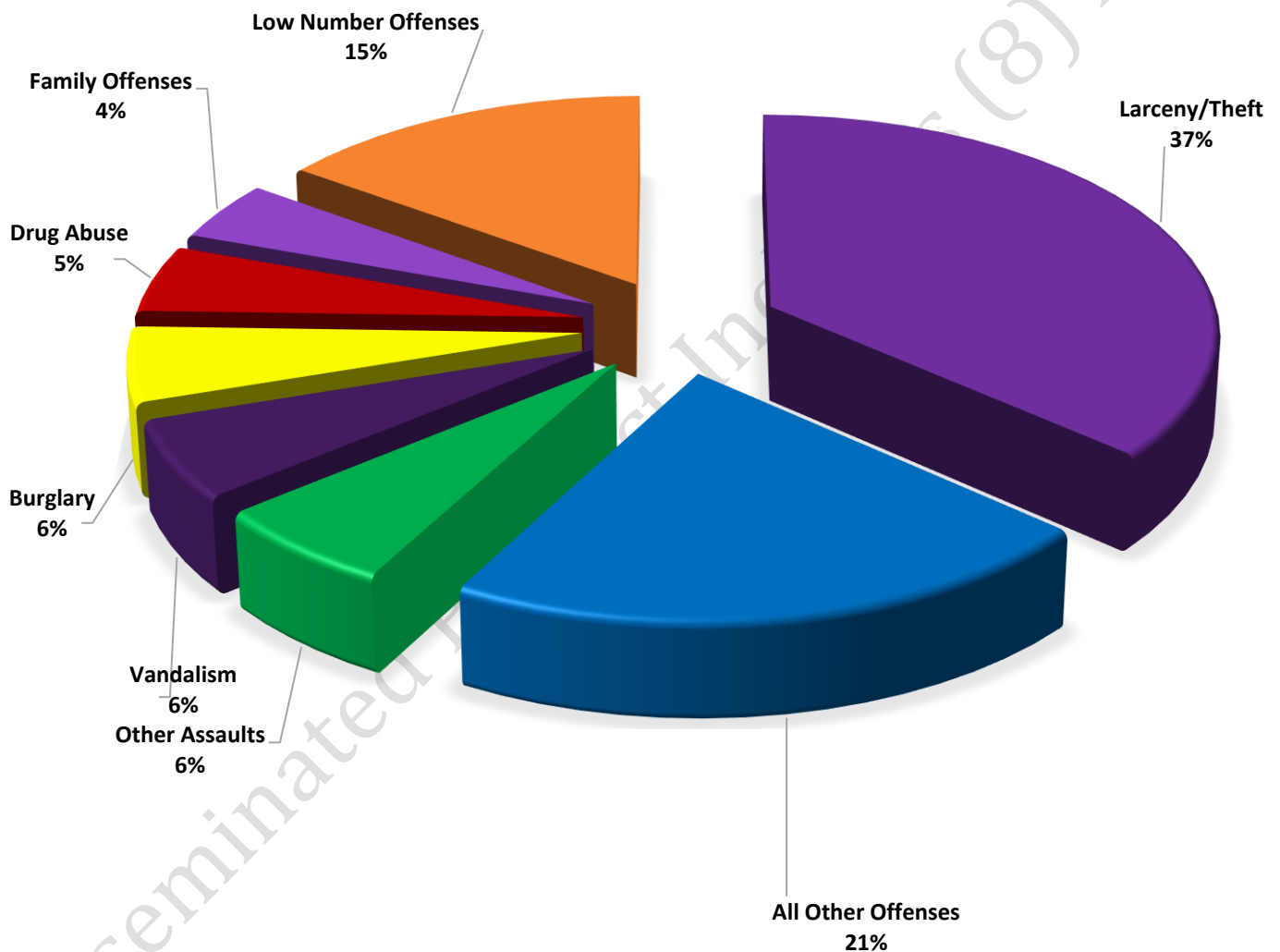
#### LOW NUMBER OFFENSES:

On page two, in the interest of space and allowing for easier viewing, the category titled 'Low Number Offenses' include CompStat and Extended CompStat Offenses from page one that have totals under the amount of 15.

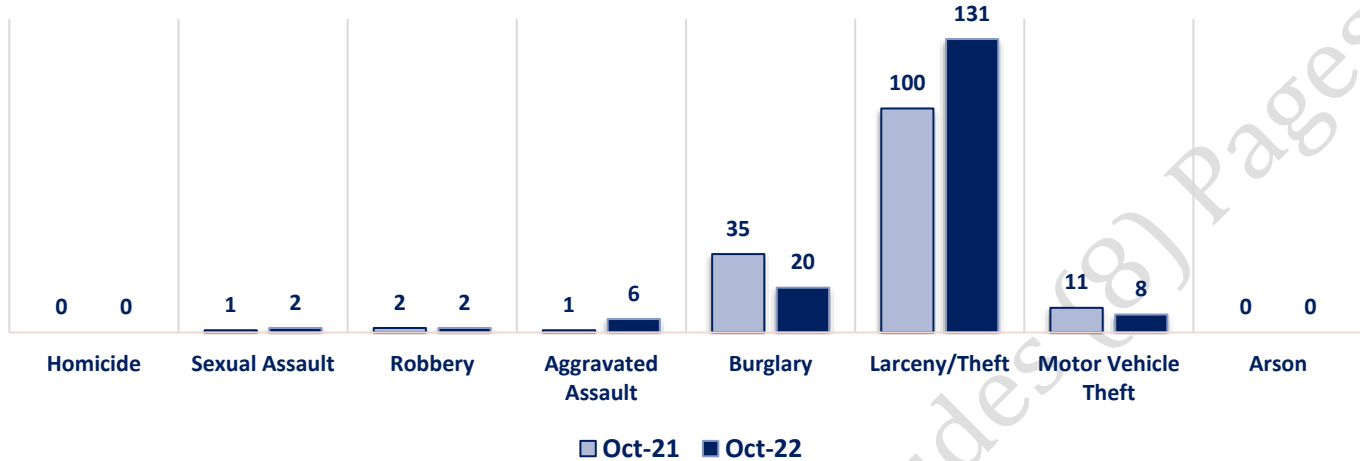
## Offenses

COMPSTAT OFFENSES	VIOLENT	Offense	Oct-21	Oct-22	OFFENSE	Oct-21	Oct-22	EXTENDED COMPSTAT OFFENSES
		Homicide	0	0	Other Assaults	24	22	
		Sexual Assault	1	2	Forgery/Counterfeiting	2	2	
		Robbery	2	2	Fraud	18	15	
		Aggravated Assault	1	6	Embezzlement	0	0	
		Burglary	35	20	Stolen Property	3	2	
		Larceny/Theft	100	131	Vandalism	29	21	
		Motor Vehicle Theft	11	8	Weapons	4	2	
		Arson	0	0	Prostitution	0	0	
		COMPSTAT TOTALS	150	169	Sex Offenses	4	1	
		Ambulance Calls	6	11	Drug Abuse	12	18	
		Deaths	2	1	Gambling	0	0	
NON-UCR OFFENSES		Missing Persons	4	4	Family Offenses	23	16	
		Suicides	0	0	DUI	2	3	
		Suspicious Activity	17	12	Liquor Laws	0	1	
		Traffic Accidents	50	66	Drunkenness	2	6	
		All Other	87	71	Disorderly Conduct	3	4	
		NON-UCR TOTALS	166	165	All Other Offenses	77	77	
		COMPSTAT OFFENSES	150	169	Curfew/Loitering	0	0	
		EXTENDED COMPSTAT OFFENSES	203	190	EXTENDED COMPSTAT TOTALS	203	190	
TOTALS		NON-UCR OFFENSES	166	165				
		TOTAL	519	524				

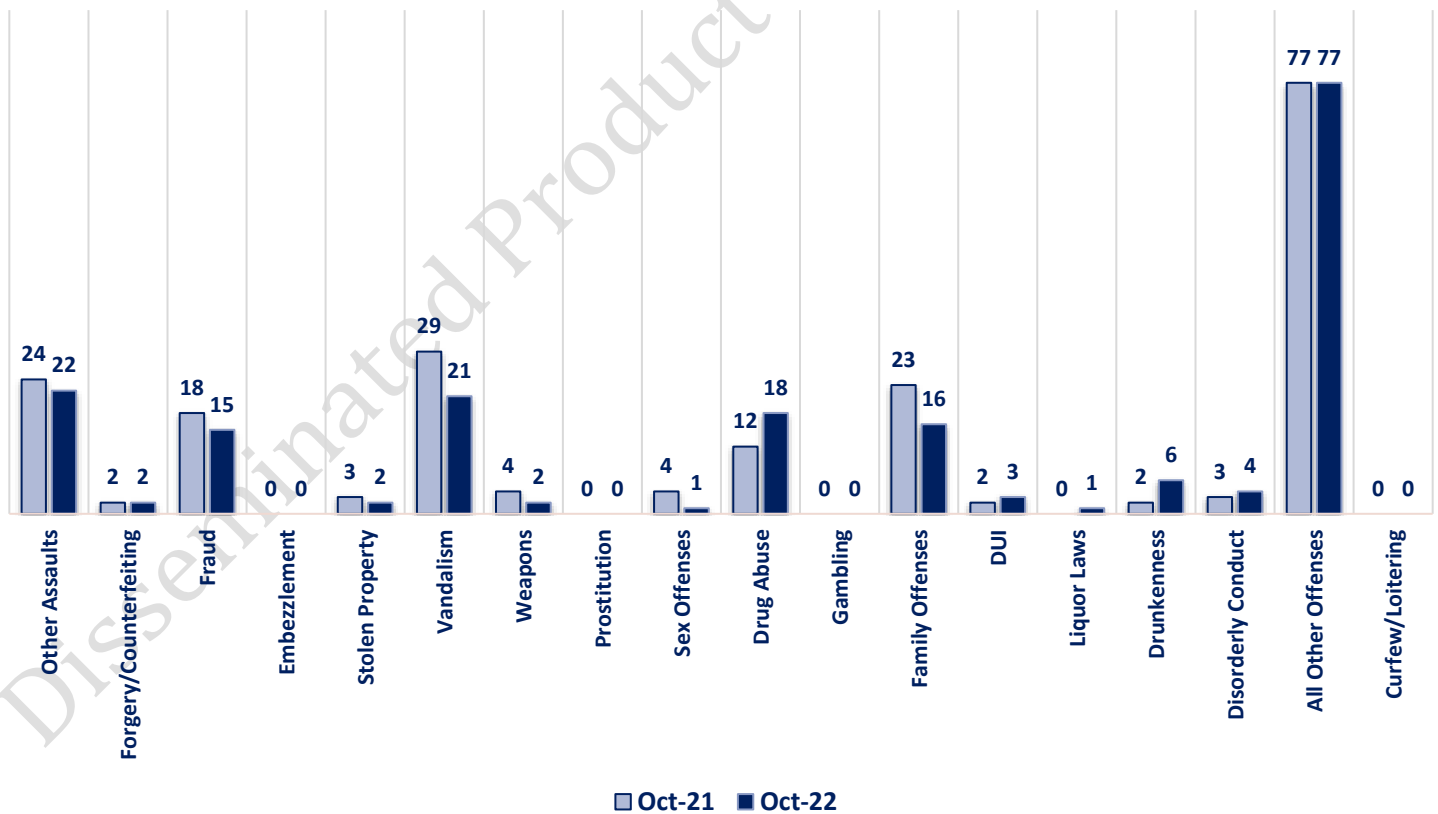
**OCTOBER 2022 - COMPSTAT AND EXTENDED COMPSTAT  
OFFENSE PERCENTAGES**



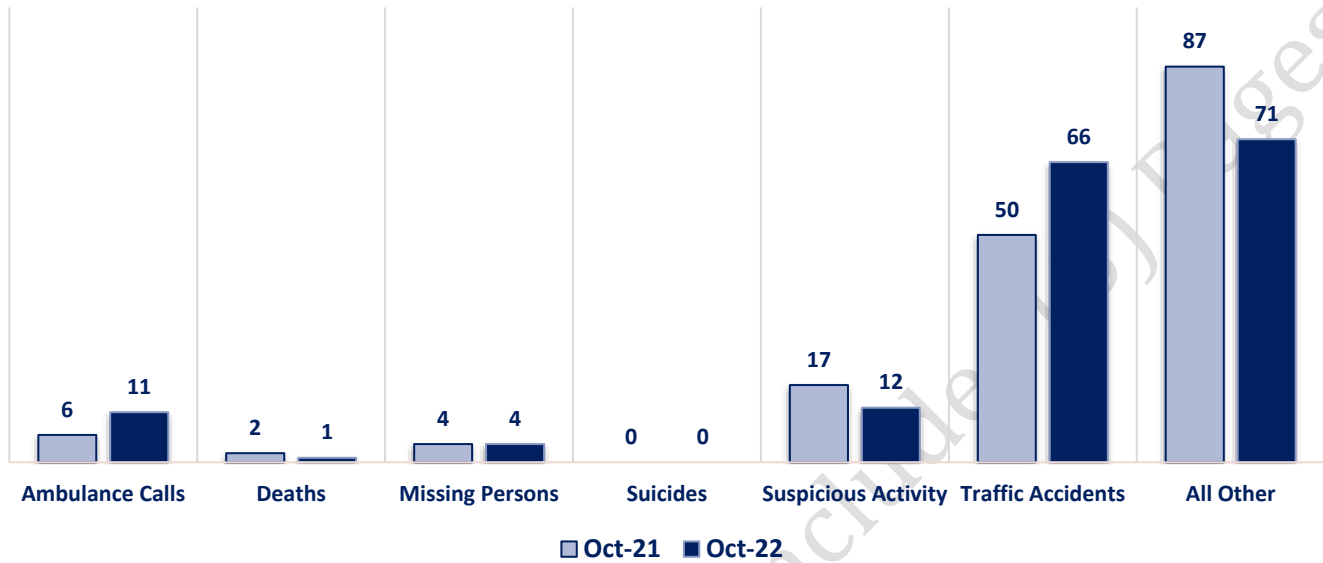
### CompStat Offenses



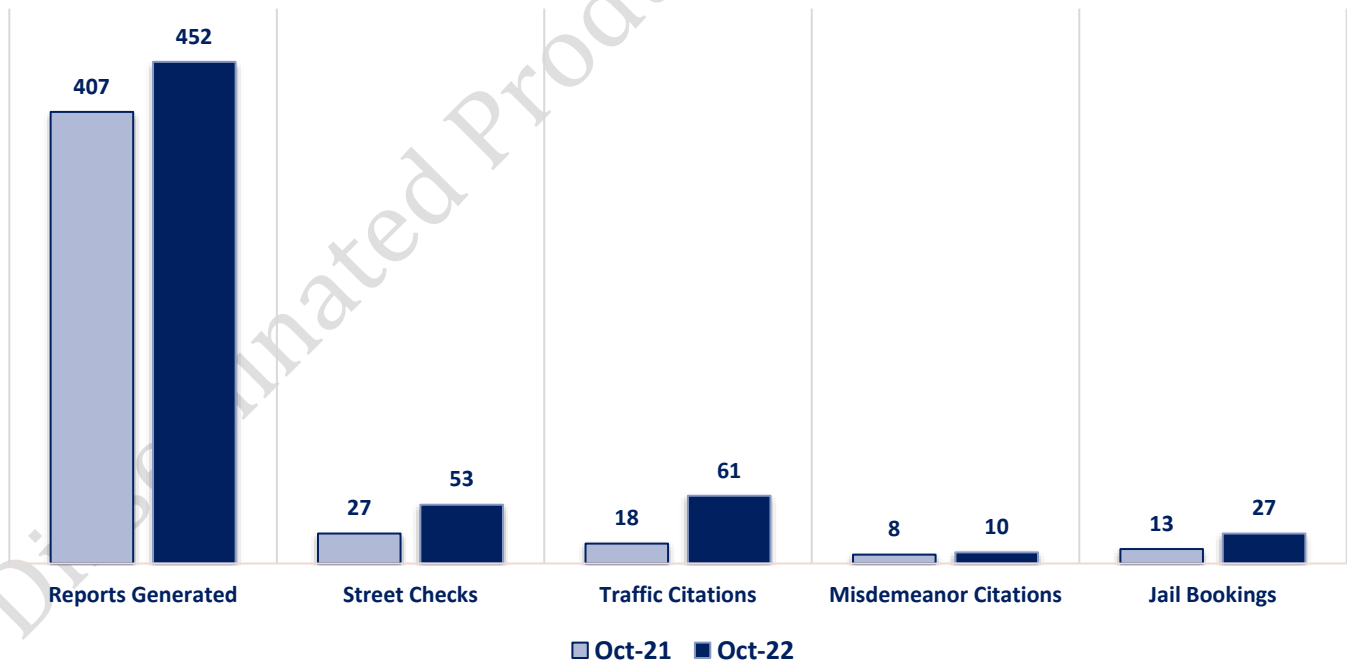
### Extended CompStat Offenses



### Non-UCR Offenses



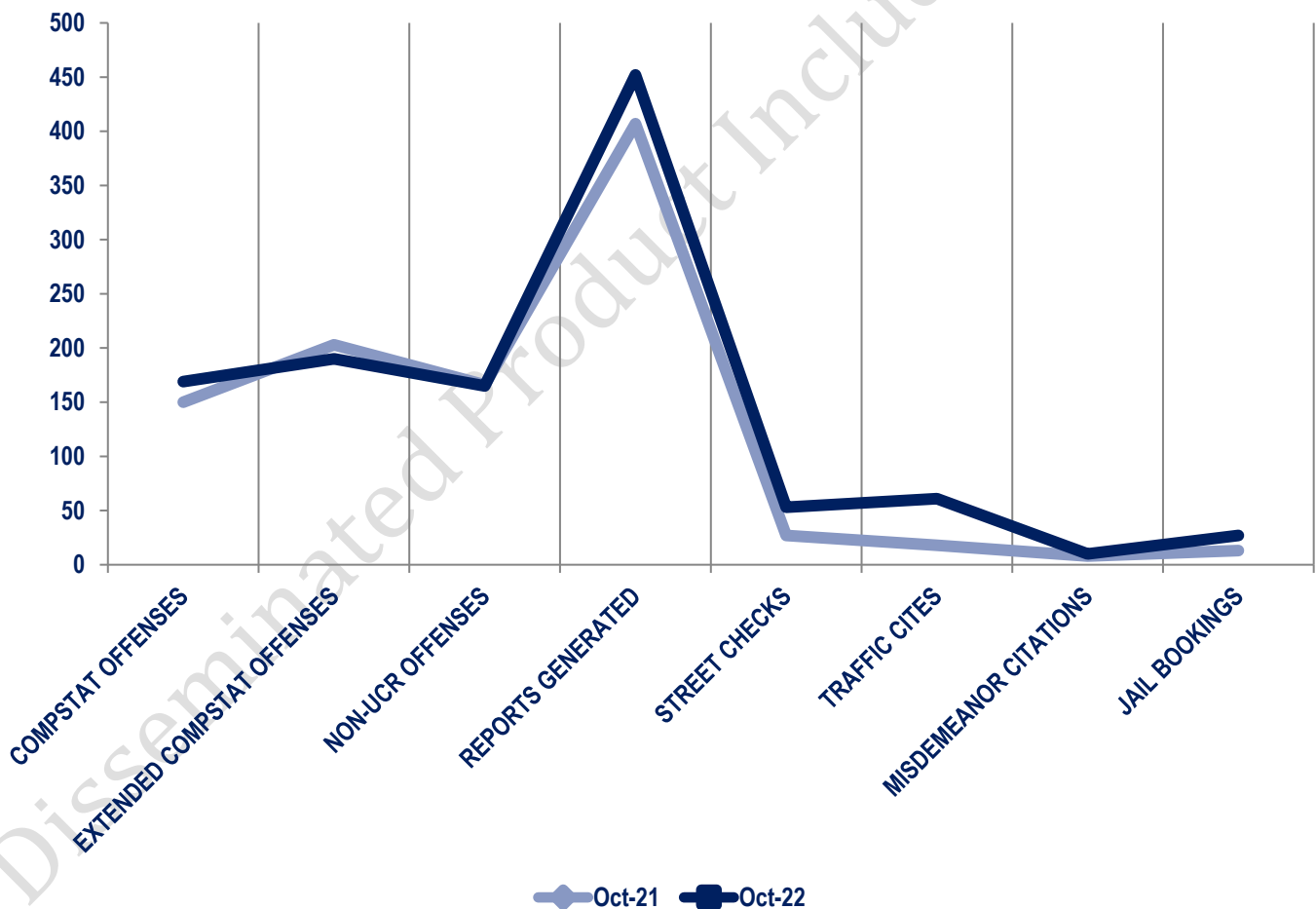
### Other Event Totals



## Combined Offense/Event Trends

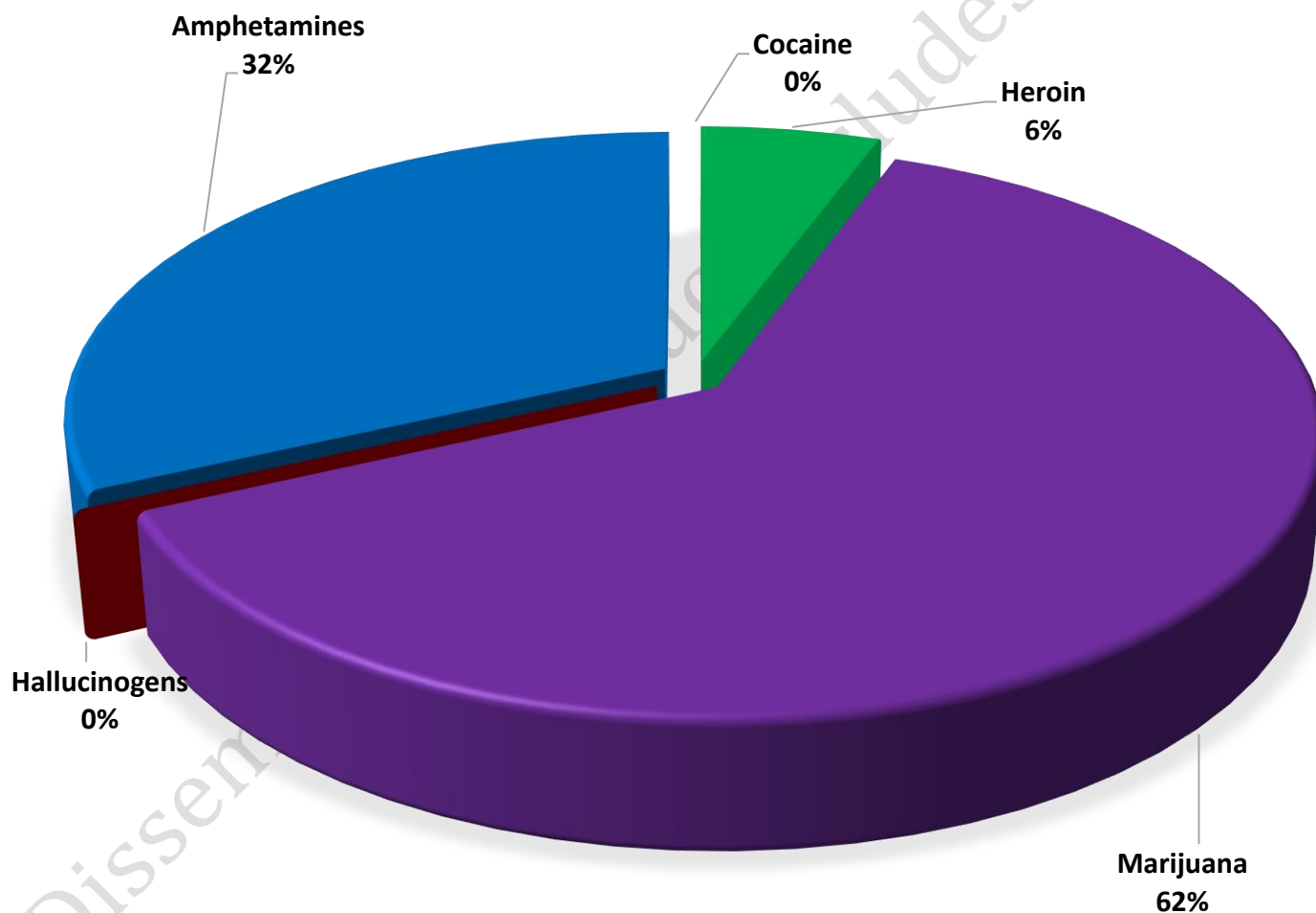
\*Street checks include private impounds

	OCT 2021	OCT 2022
<b>CompStat Offenses</b>	150	169
<b>Extended CompStat Offenses</b>	203	190
<b>Non-UCR Offenses</b>	166	165
<b>Reports Generated</b>	407	452
<b>Street Checks</b>	27	53
<b>Traffic Cites</b>	18	61
<b>Misdemeanor Citations</b>	8	10
<b>Jail Bookings</b>	13	27

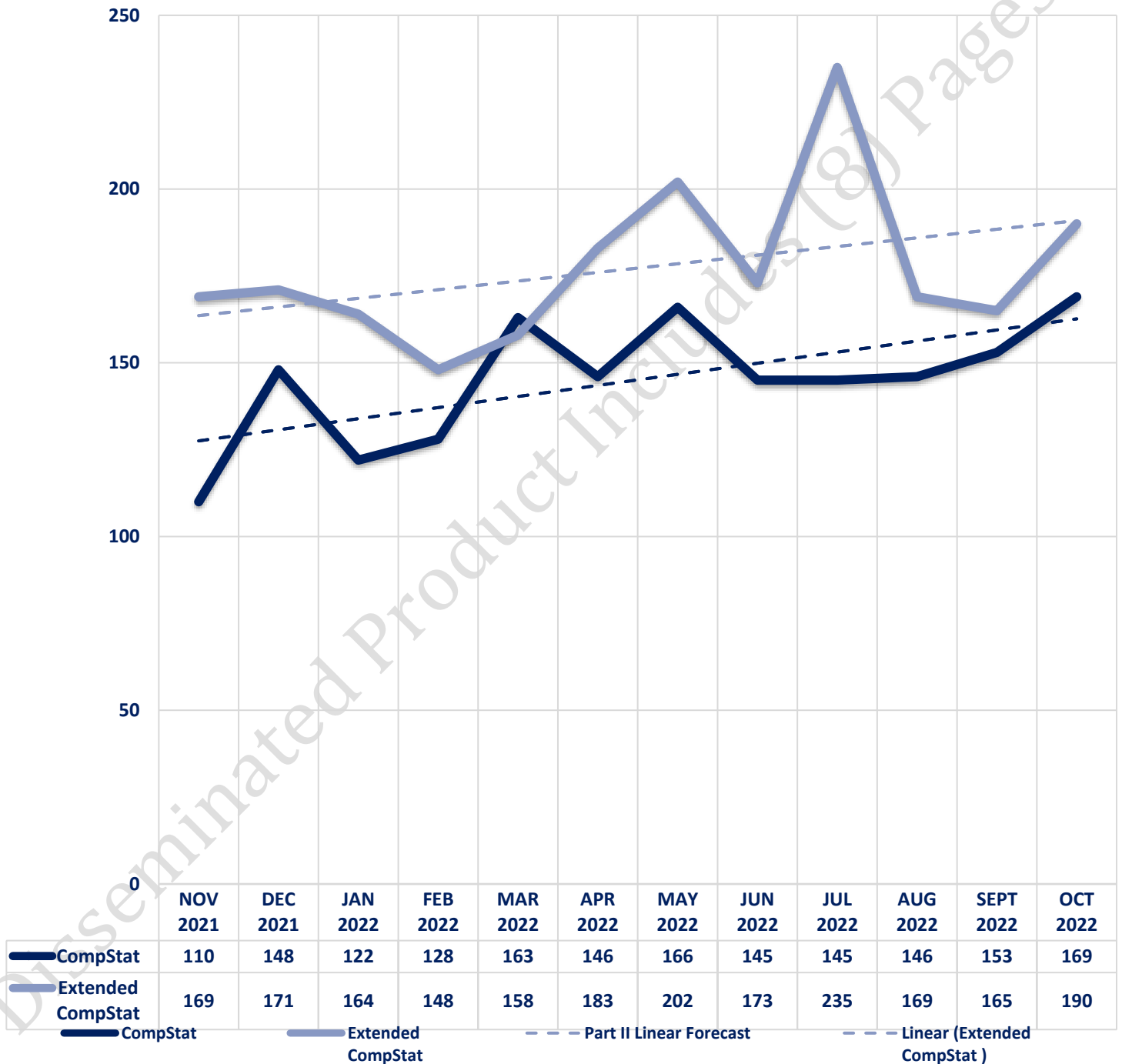


### Seized Drugs

TYPE	DOSES	STREET VALUE
Cocaine	0.0	\$ -
Heroin	22.5	\$ 167.63
Marijuana	249.1	\$ 826.85
Hallucinogens	0.0	\$ -
Amphetamines	127.0	\$ 889.00
<b>TOTAL</b>	<b>398.6</b>	<b>\$ 1,883.48</b>



### CompStat & Extended CompStat Offenses - One Year





## CITY COUNCIL DISTRICT #7

### MONTHLY OFFENSE SUMMARY

**November 2022**

These figures represent preliminary counts of original Police Incident Reports and include all offenses within the above listed City Council District only. Full statistical analysis to determine the confidence level of this data has not been performed. The results contained herein are approximate in relation to the listed area and may not fully coincide with data shown in other areas of SLCPD's Crime Statistics page such as Calls for Service, Crimes Trending, and Crime Reports due to and reflective of departmental procedures that were in place at the time the event occurred and the date this data was compiled. Results displayed are not distinguished as attempted or completed crimes, do not include other calls for police service, and only represent police service where a report was made. Police Incident Reports are classified by primary offense categories as defined by the Uniform Crime Reporting (UCR) system, however for this report all offenses are included, and each incident may have more than one offense listed on it. In cases where there is more than one offense listed, all offenses are counted individually. Although every reasonable verification effort is made, the accuracy of any data is subject to the constraints of the report generation process as well as the manner, format, and point in time of any query.

#### **COMPSTAT OFFENSES:** (Part I)

Chosen by the FBI as Part I Offenses because they are serious crimes that occur with regularity in all areas of the country and are likely to be reported to Police.

#### **EXTENDED COMPSTAT OFFENSES:** (Part II)

All other crimes other than the eight CompStat Offenses. The Uniform Crime Reporting Program gathers only arrest data for these offenses, however, SLCPD results displayed in this document display all of these, regardless of the presence of arrest data.

#### **ALL OTHER OFFENSES:**

Under the Extended CompStat Offense section, 'All Other Offenses' include Peeping Tom, Trespass, Kidnap/Abduction, Pornography, Extortion/Blackmail, Bribery, Warrants, Sexual Offenses, Obstruction, Public Peace, and Hit & Run.

#### **NON-UCR OFFENSES:**

Non-UCR Offenses include reports for all other offenses not classified as a CompStat or Extended CompStat Offense. Results displayed separate some of these offenses such as Ambulance Calls, Deaths, Missing Persons, Suicides, Suspicious Activity, and Traffic Accidents.

#### **ALL OTHER NON-UCR:**

Under the Non-UCR category, 'All Other' include the remainder of offenses not classified as CompStat or CompStat Extended and not separated from the Non-UCR Offenses. These include things such as Loud Parties, Barking Dogs, Mentally Ill Subjects, Citizen Assistance, etc.

#### **LOW NUMBER OFFENSES:**

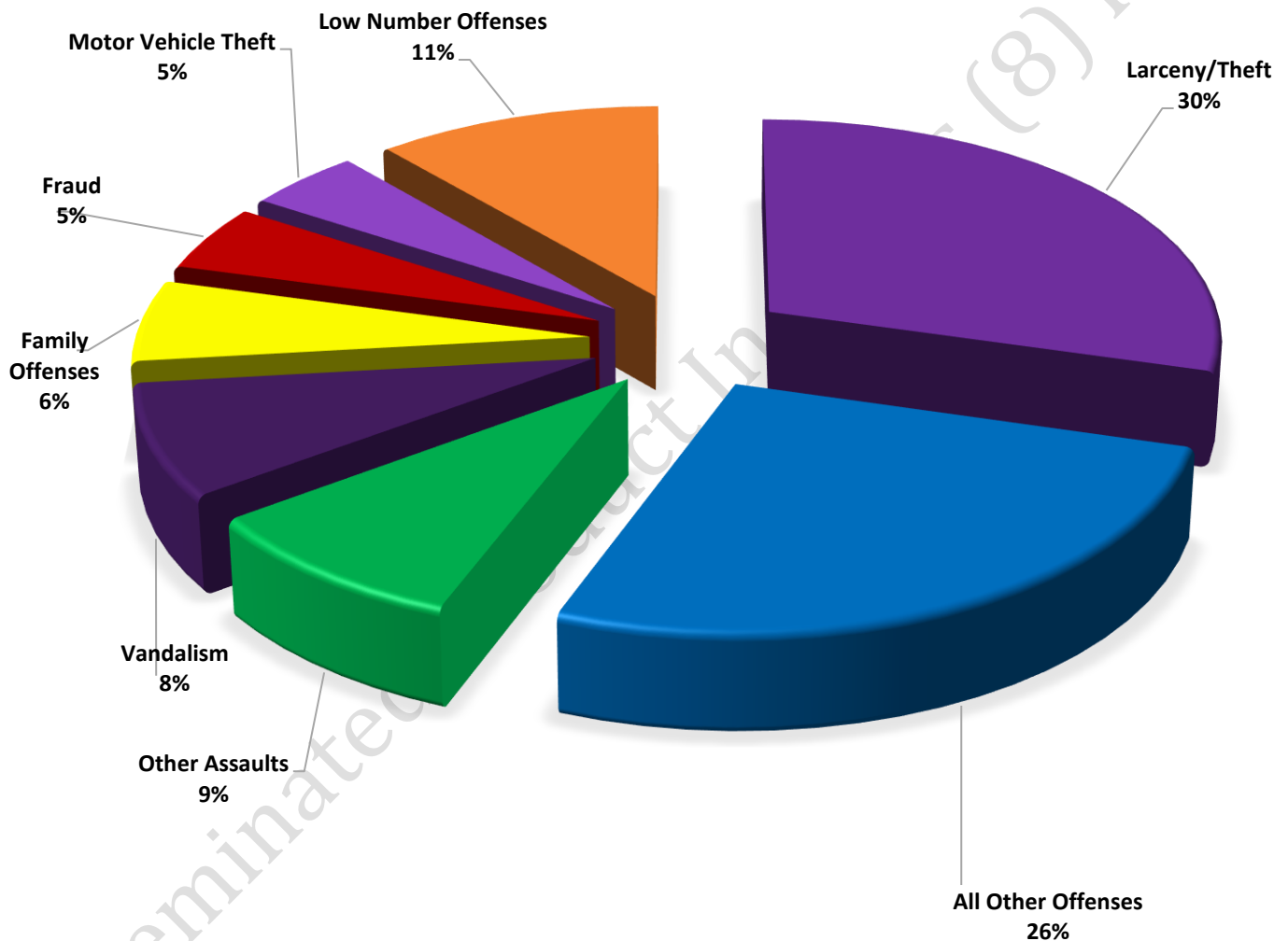
On page two, in the interest of space and allowing for easier viewing, the category titled 'Low Number Offenses' include CompStat and Extended CompStat Offenses from page one that have totals under the amount of 10.

## Offenses

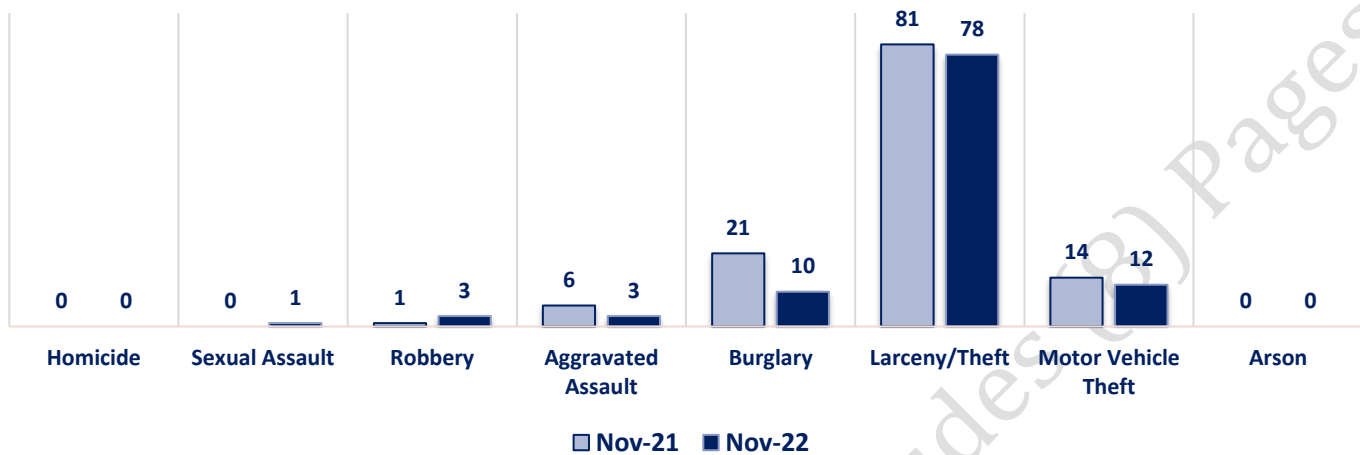
COMPSTAT OFFENSES	VIOLENT	Offense	Nov-21	Nov-22	EXTENDED COMPSTAT OFFENSES
		Homicide	0	0	
		Sexual Assault	0	1	
		Robbery	1	3	
		Aggravated Assault	6	3	
		Burglary	21	10	
		Larceny/Theft	81	78	
		Motor Vehicle Theft	14	12	
		Arson	0	0	
NON-UCR OFFENSES	PROPERTY	COMPSTAT TOTALS	123	107	
		Ambulance Calls	5	10	
		Deaths	2	4	
		Missing Persons	1	3	
		Suicides	1	0	
		Suspicious Activity	13	14	
		Traffic Accidents	38	56	
		All Other	84	68	
		NON-UCR TOTALS	144	155	
TOTALS		COMPSTAT OFFENSES	123	107	
		EXTENDED COMPSTAT OFFENSES	174	158	
		NON-UCR OFFENSES	144	155	
		TOTAL	441	420	

OFFENSE	Nov-21	Nov-22
Other Assaults	20	24
Forgery/Counterfeiting	7	2
Fraud	15	13
Embezzlement	1	0
Stolen Property	2	0
Vandalism	19	22
Weapons	4	0
Prostitution	0	0
Sex Offenses	0	3
Drug Abuse	15	2
Gambling	0	0
Family Offenses	21	16
DUI	3	1
Liquor Laws	0	0
Drunkenness	2	2
Disorderly Conduct	6	3
All Other Offenses	59	70
Curfew/Loitering	0	0
EXTENDED COMPSTAT TOTALS	174	158

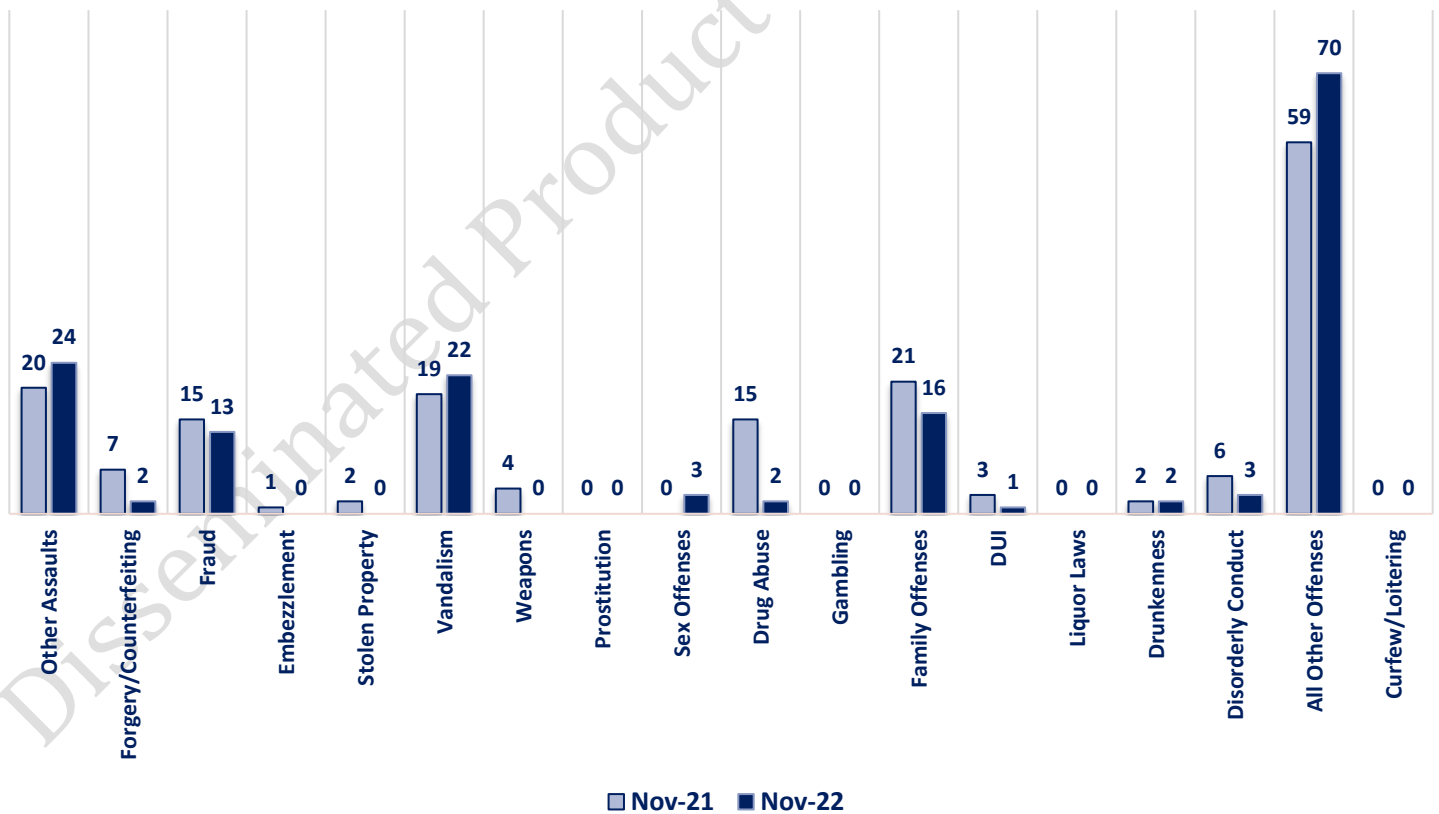
**NOVEMBER 2022 - COMPSTAT AND EXTENDED COMPSTAT  
OFFENSE PERCENTAGES**



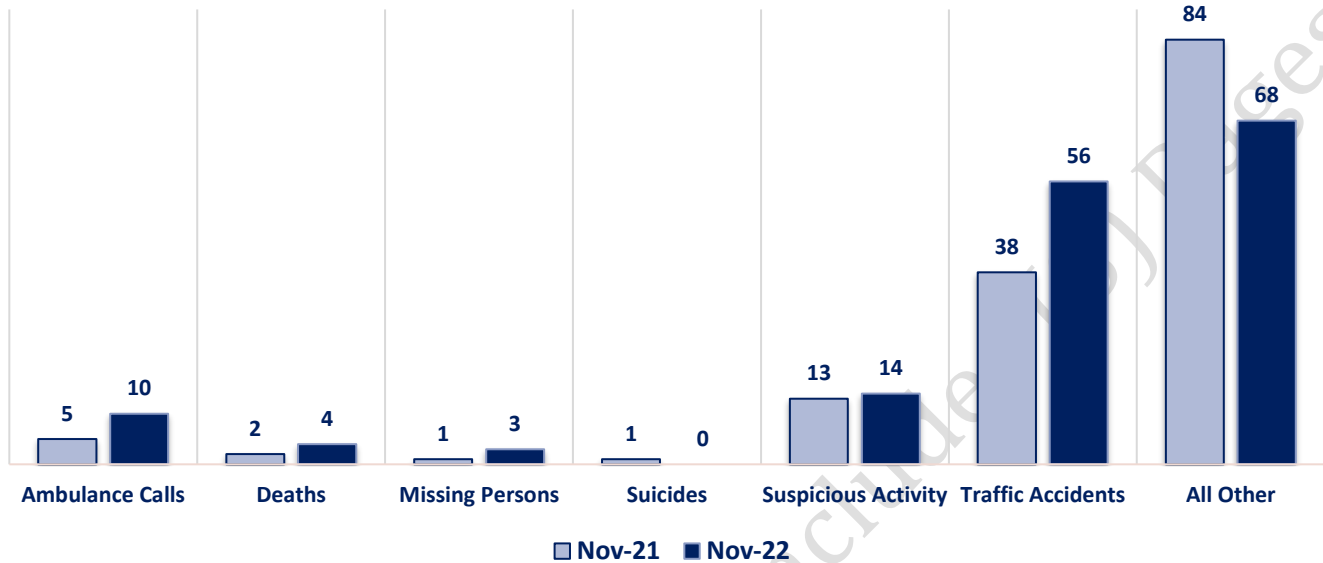
### CompStat Offenses



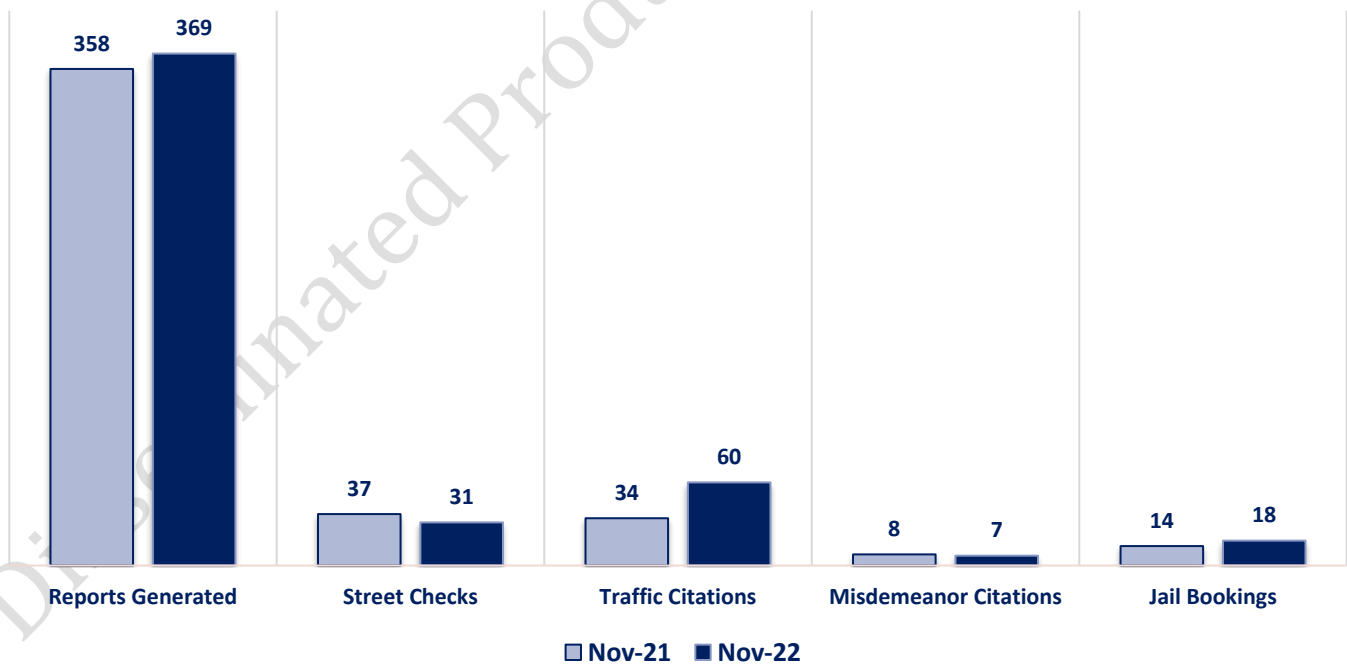
### Extended CompStat Offenses



### Non-UCR Offenses



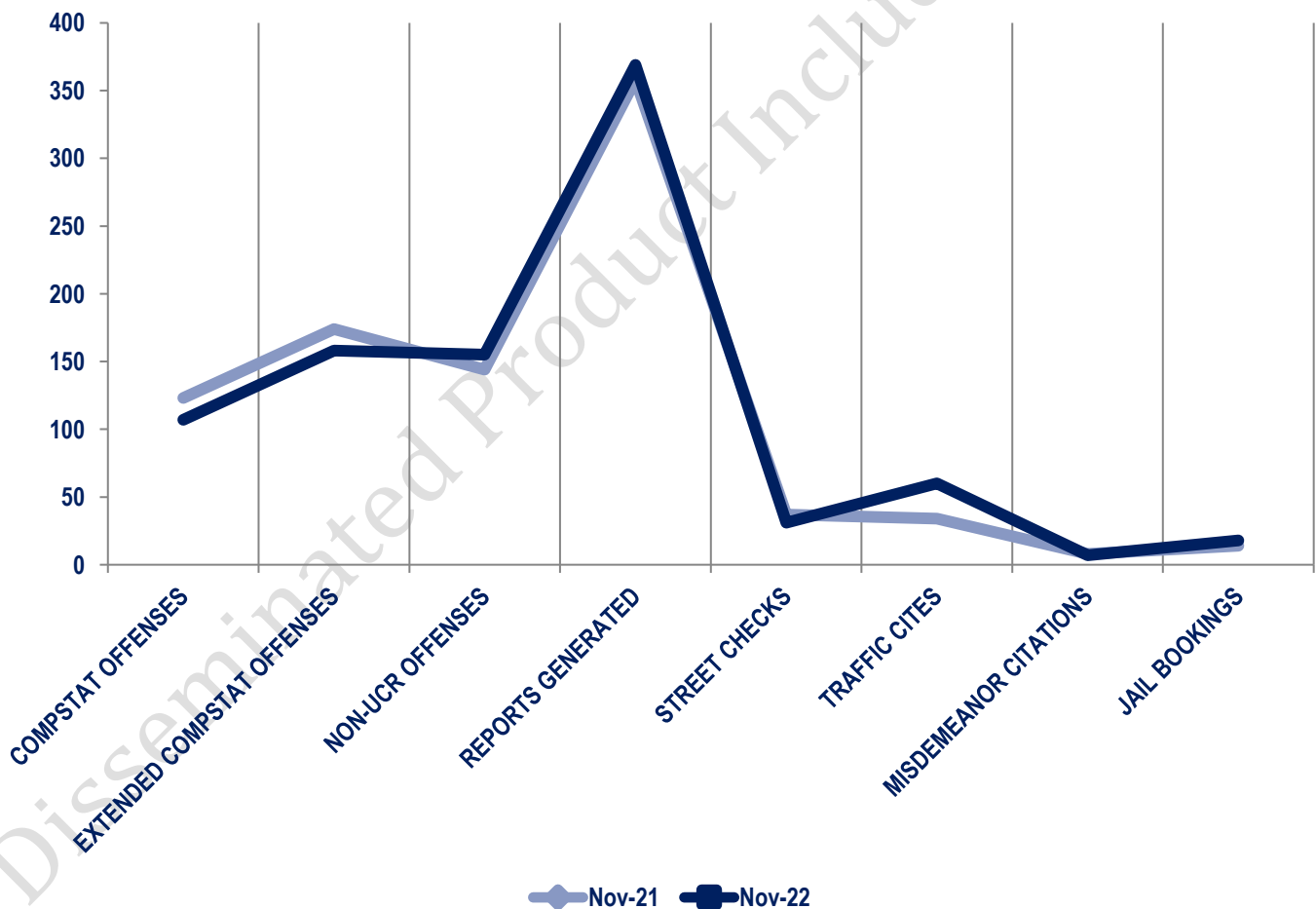
### Other Event Totals



### Combined Offense/Event Trends

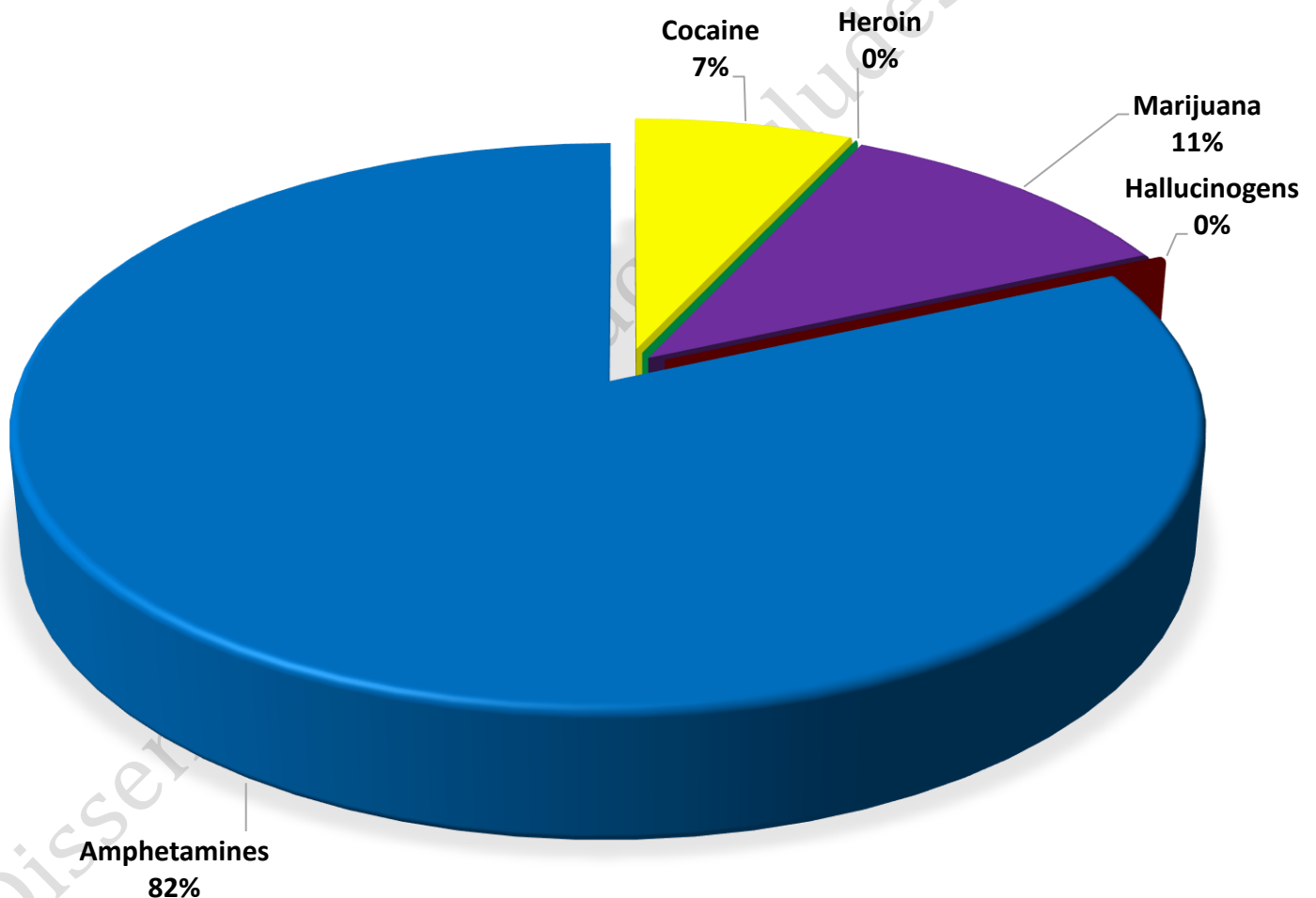
\*Street checks include private impounds

	NOV 2021	NOV 2022
<b>CompStat Offenses</b>	123	107
<b>Extended CompStat Offenses</b>	174	158
<b>Non-UCR Offenses</b>	144	155
<b>Reports Generated</b>	358	369
<b>Street Checks</b>	37	31
<b>Traffic Cites</b>	34	60
<b>Misdemeanor Citations</b>	8	7
<b>Jail Bookings</b>	14	18

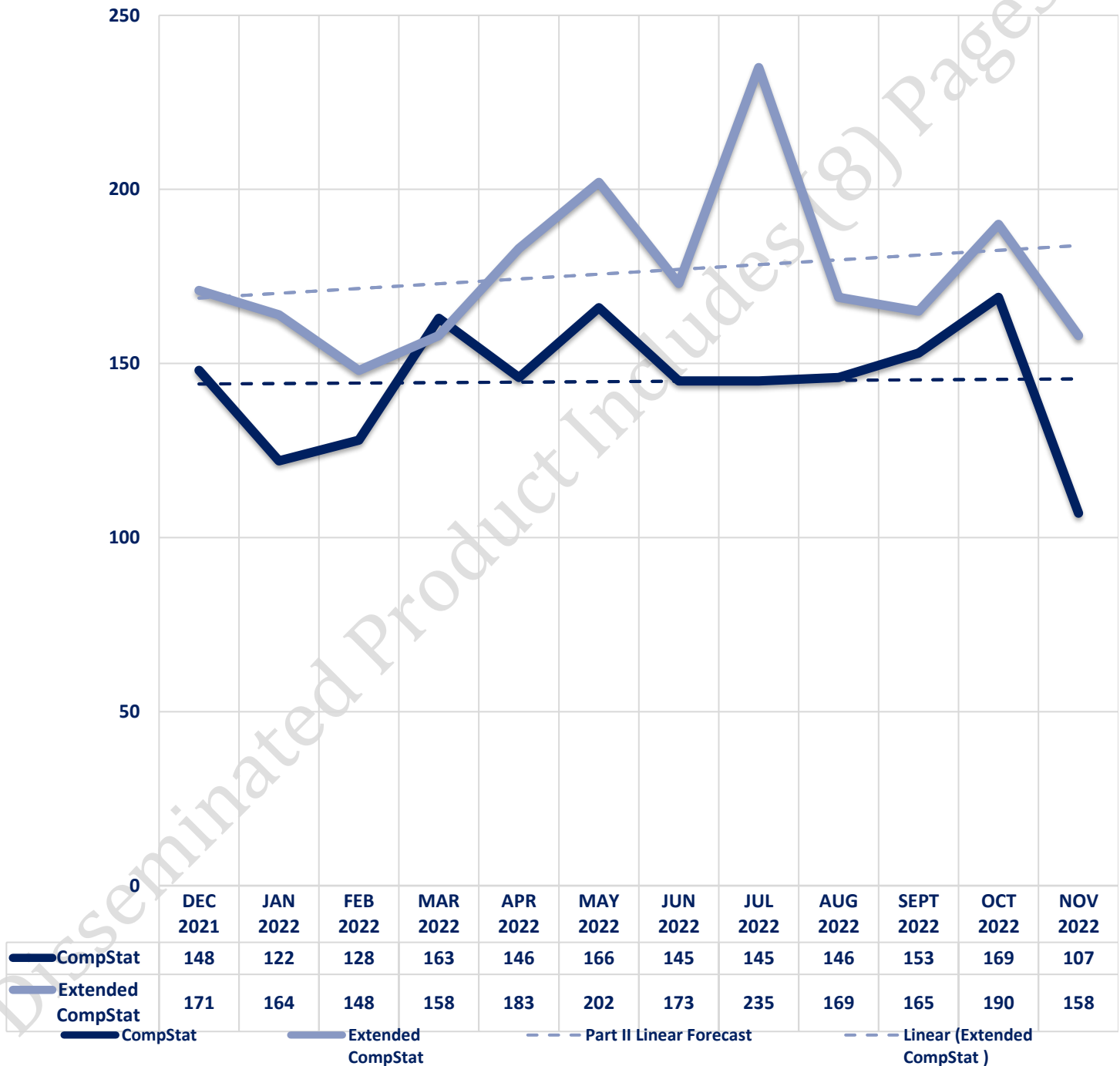


### Seized Drugs

TYPE	DOSES	STREET VALUE
Cocaine	4.0	\$ 28.00
Heroin	0.0	\$ -
Marijuana	6.5	\$ 21.67
Hallucinogens	0.0	\$ -
Amphetamines	47.0	\$ 329.00
<b>TOTAL</b>	<b>57.5</b>	<b>\$ 378.67</b>



### CompStat & Extended CompStat Offenses - One Year





## CITY COUNCIL DISTRICT #7

### MONTHLY OFFENSE SUMMARY

December 2022

These figures represent preliminary counts of original Police Incident Reports and include all offenses within the above listed City Council District only. Full statistical analysis to determine the confidence level of this data has not been performed. The results contained herein are approximate in relation to the listed area and may not fully coincide with data shown in other areas of SLCPD's Crime Statistics page such as Calls for Service, Crimes Trending, and Crime Reports due to and reflective of departmental procedures that were in place at the time the event occurred and the date this data was compiled. Results displayed are not distinguished as attempted or completed crimes, do not include other calls for police service, and only represent police service where a report was made. Police Incident Reports are classified by primary offense categories as defined by the Uniform Crime Reporting (UCR) system, however for this report all offenses are included, and each incident may have more than one offense listed on it. In cases where there is more than one offense listed, all offenses are counted individually. Although every reasonable verification effort is made, the accuracy of any data is subject to the constraints of the report generation process as well as the manner, format, and point in time of any query.

#### COMPSTAT OFFENSES: (Part I)

Chosen by the FBI as Part I Offenses because they are serious crimes that occur with regularity in all areas of the country and are likely to be reported to Police.

#### EXTENDED COMPSTAT OFFENSES: (Part II)

All other crimes other than the eight CompStat Offenses. The Uniform Crime Reporting Program gathers only arrest data for these offenses, however, SLCPD results displayed in this document display all of these, regardless of the presence of arrest data.

#### ALL OTHER OFFENSES:

Under the Extended CompStat Offense section, 'All Other Offenses' include Peeping Tom, Trespass, Kidnap/Abduction, Pornography, Extortion/Blackmail, Bribery, Warrants, Sexual Offenses, Obstruction, Public Peace, and Hit & Run.

#### NON-UCR OFFENSES:

Non-UCR Offenses include reports for all other offenses not classified as a CompStat or Extended CompStat Offense. Results displayed separate some of these offenses such as Ambulance Calls, Deaths, Missing Persons, Suicides, Suspicious Activity, and Traffic Accidents.

#### ALL OTHER NON-UCR:

Under the Non-UCR category, 'All Other' include the remainder of offenses not classified as CompStat or CompStat Extended and not separated from the Non-UCR Offenses. These include things such as Loud Parties, Barking Dogs, Mentally Ill Subjects, Citizen Assistance, etc.

#### LOW NUMBER OFFENSES:

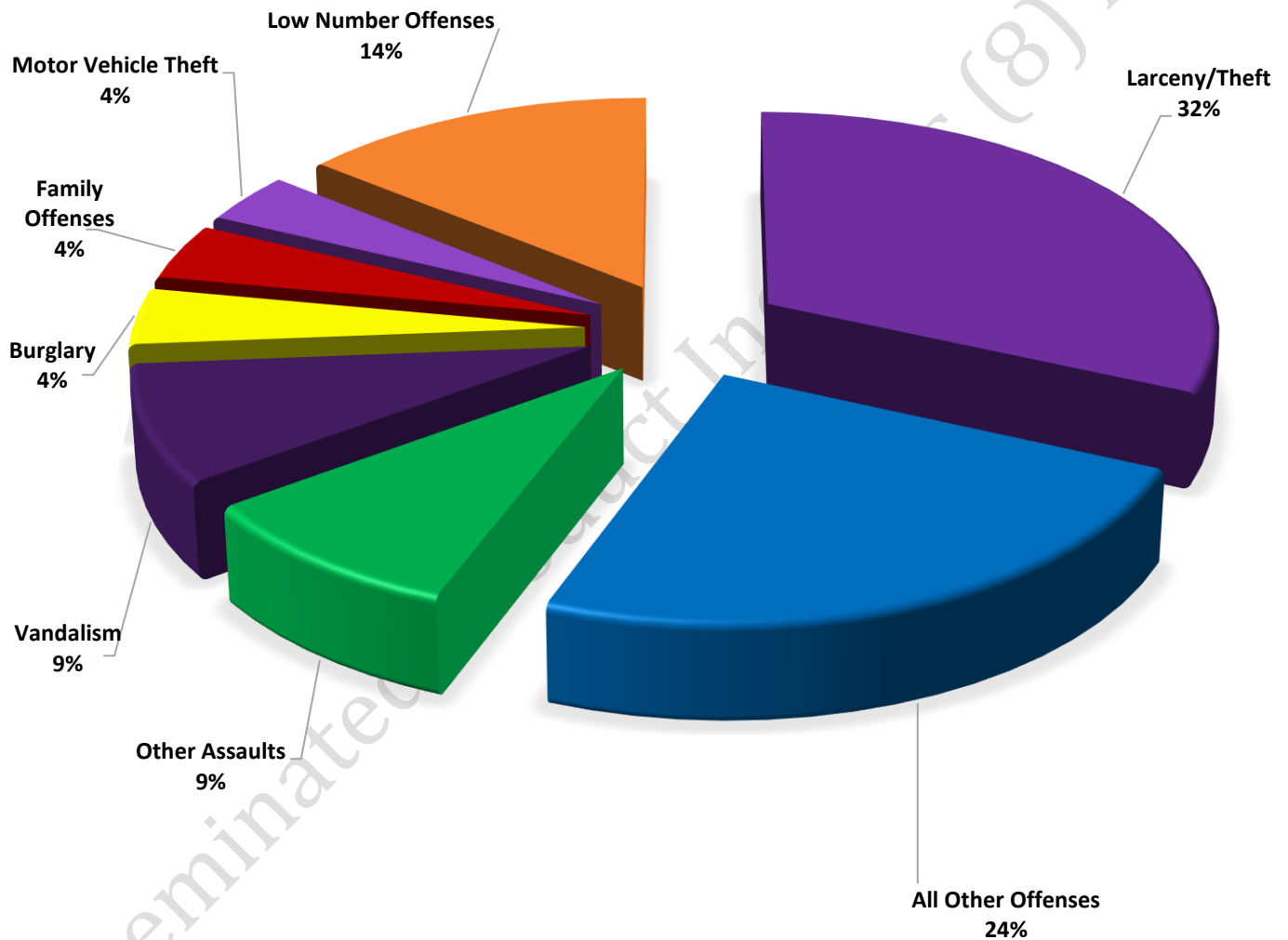
On page two, in the interest of space and allowing for easier viewing, the category titled 'Low Number Offenses' include CompStat and Extended CompStat Offenses from page one that have totals under the amount of 8.

## Offenses

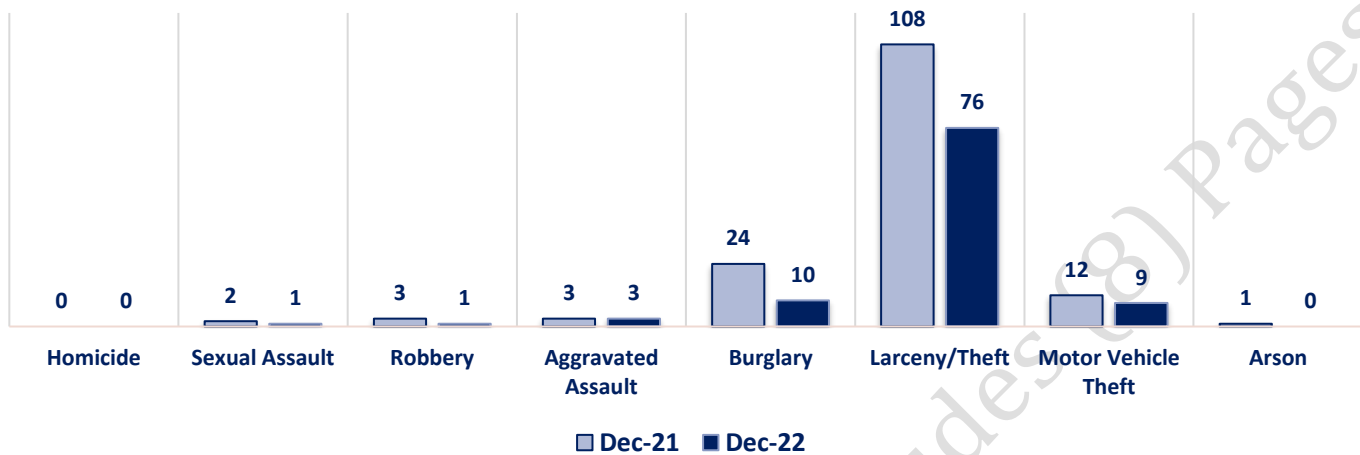
COMPSTAT OFFENSES	VIOLENT	Offense	Dec-21	Dec-22	EXTENDED COMPSTAT OFFENSES
		Homicide	0	0	
		Sexual Assault	2	1	
		Robbery	3	1	
		Aggravated Assault	3	3	
		Burglary	24	10	
		Larceny/Theft	108	76	
		Motor Vehicle Theft	12	9	
		Arson	1	0	
NON-UCR OFFENSES	PROPERTY	COMPSTAT TOTALS	153	100	
		Ambulance Calls	6	11	
		Deaths	2	1	
		Missing Persons	3	1	
		Suicides	0	0	
		Suspicious Activity	13	15	
		Traffic Accidents	67	57	
		All Other	84	86	
		NON-UCR TOTALS	175	171	
TOTALS		COMPSTAT OFFENSES	153	100	
		EXTENDED COMPSTAT OFFENSES	171	140	
		NON-UCR OFFENSES	175	171	
		TOTAL	499	411	

OFFENSE	Dec-21	Dec-22
Other Assaults	24	22
Forgery/Counterfeiting	2	2
Fraud	16	8
Embezzlement	1	0
Stolen Property	3	2
Vandalism	26	21
Weapons	0	2
Prostitution	0	0
Sex Offenses	2	2
Drug Abuse	10	5
Gambling	0	0
Family Offenses	9	10
DUI	1	5
Liquor Laws	0	0
Drunkenness	2	3
Disorderly Conduct	4	0
All Other Offenses	71	58
Curfew/Loitering	0	0
EXTENDED COMPSTAT TOTALS	171	140

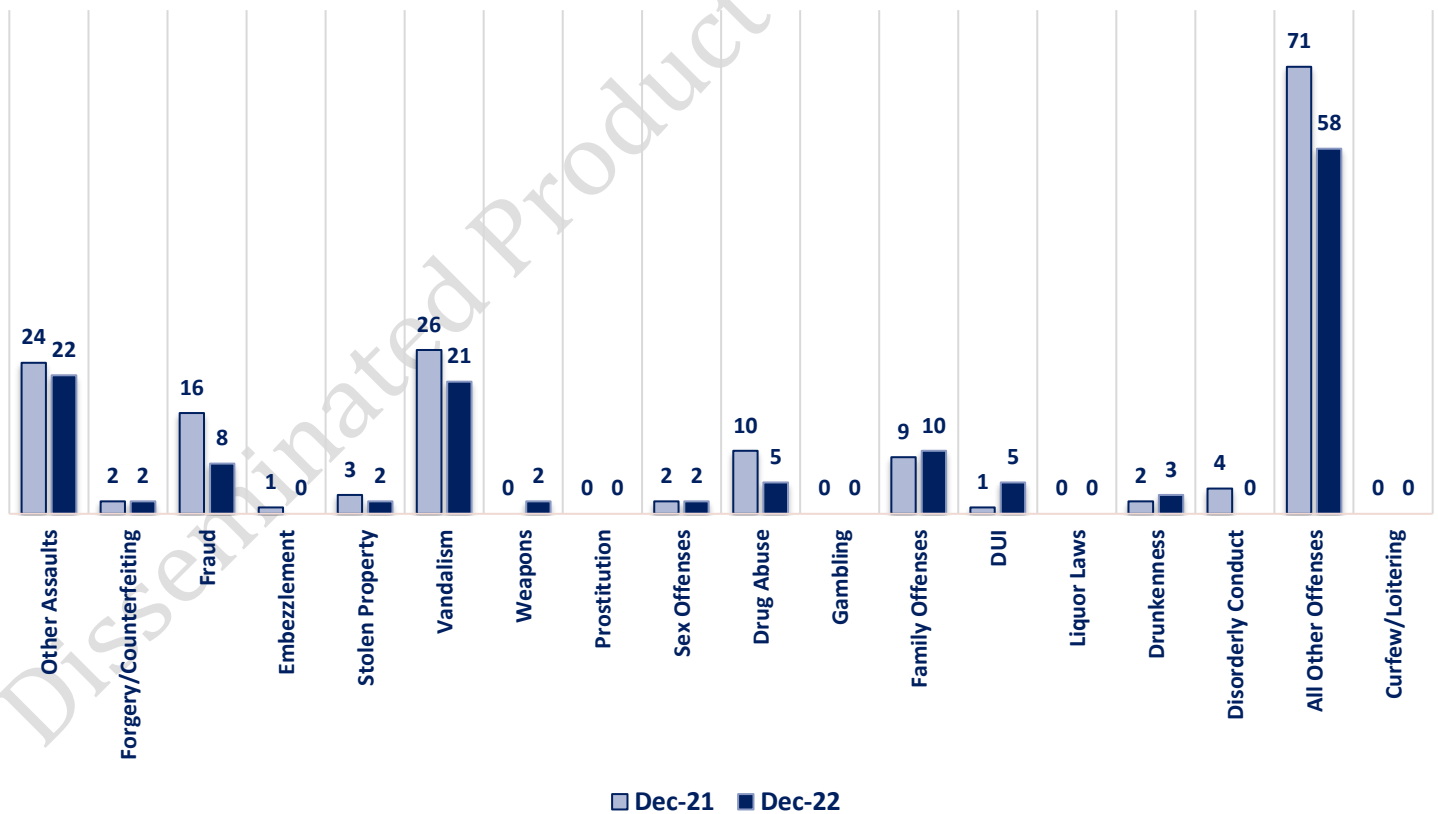
**DECEMBER 2022 - COMPSTAT AND EXTENDED COMPSTAT  
OFFENSE PERCENTAGES**



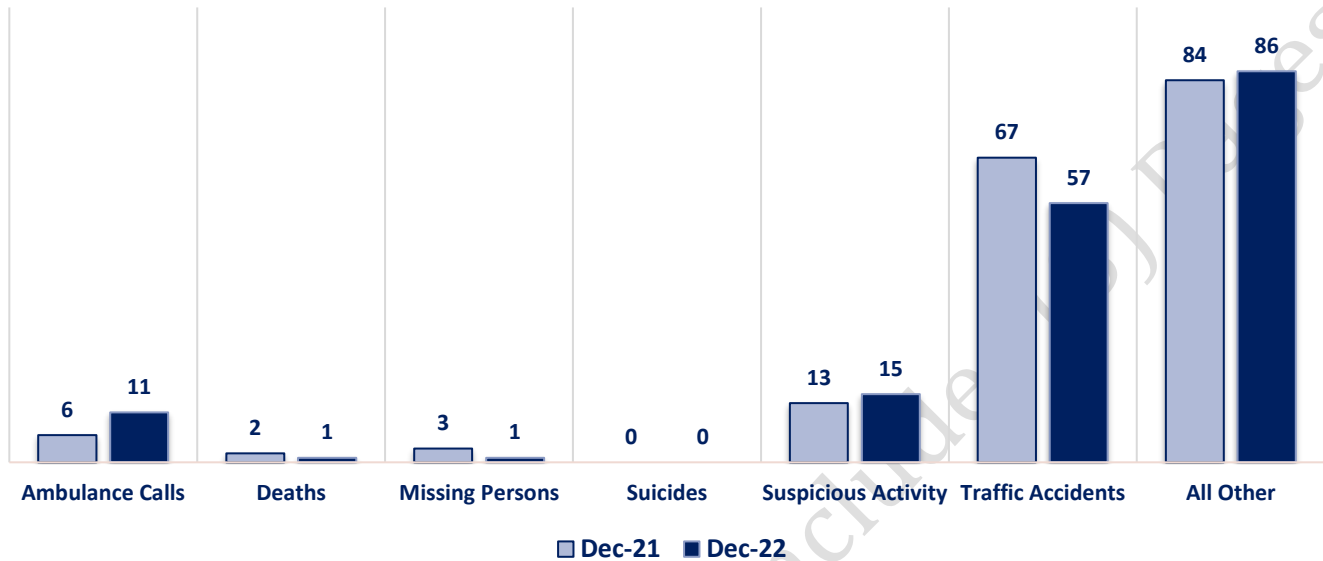
### CompStat Offenses



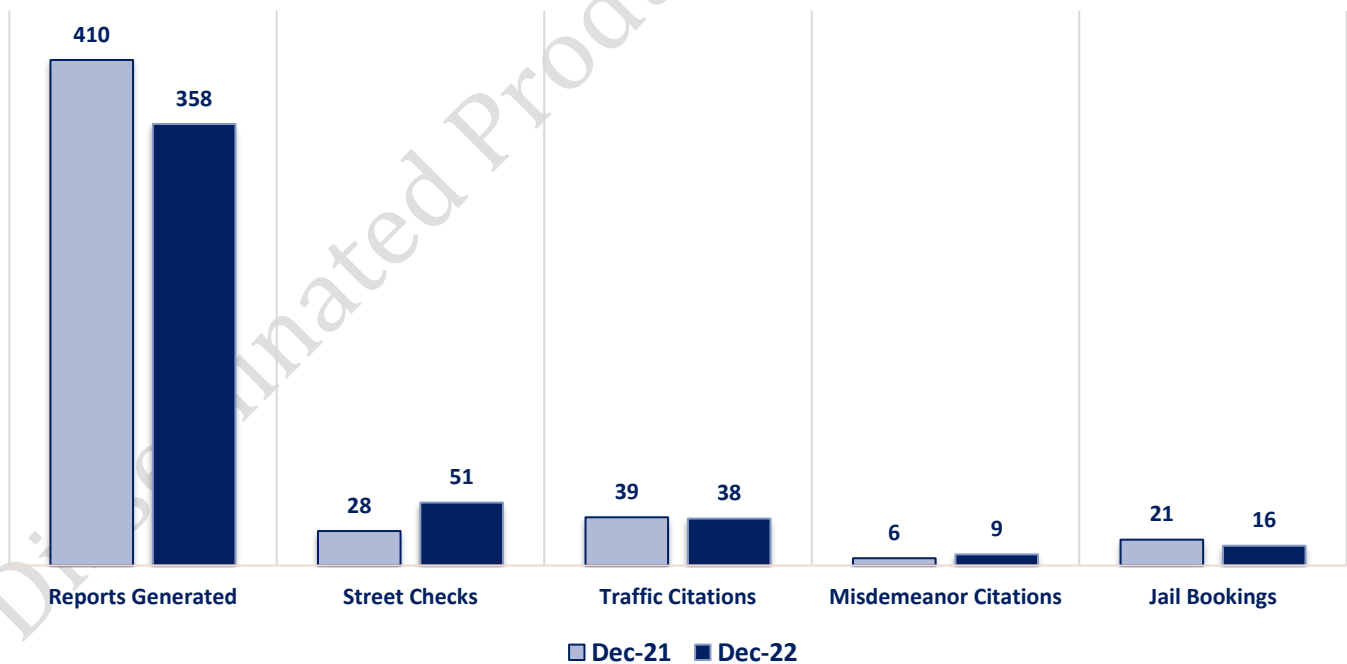
### Extended CompStat Offenses



### Non-UCR Offenses



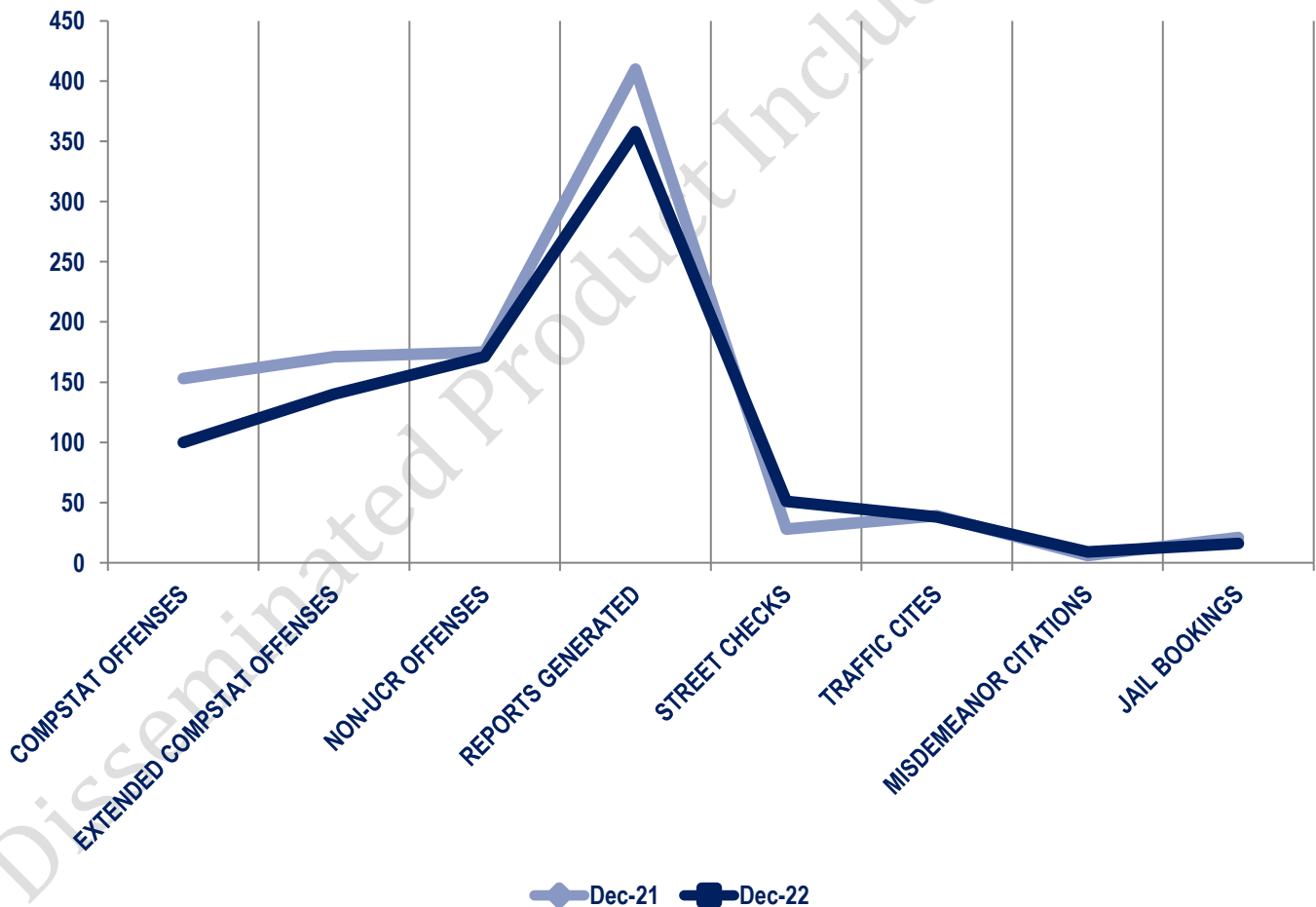
### Other Event Totals



### Combined Offense/Event Trends

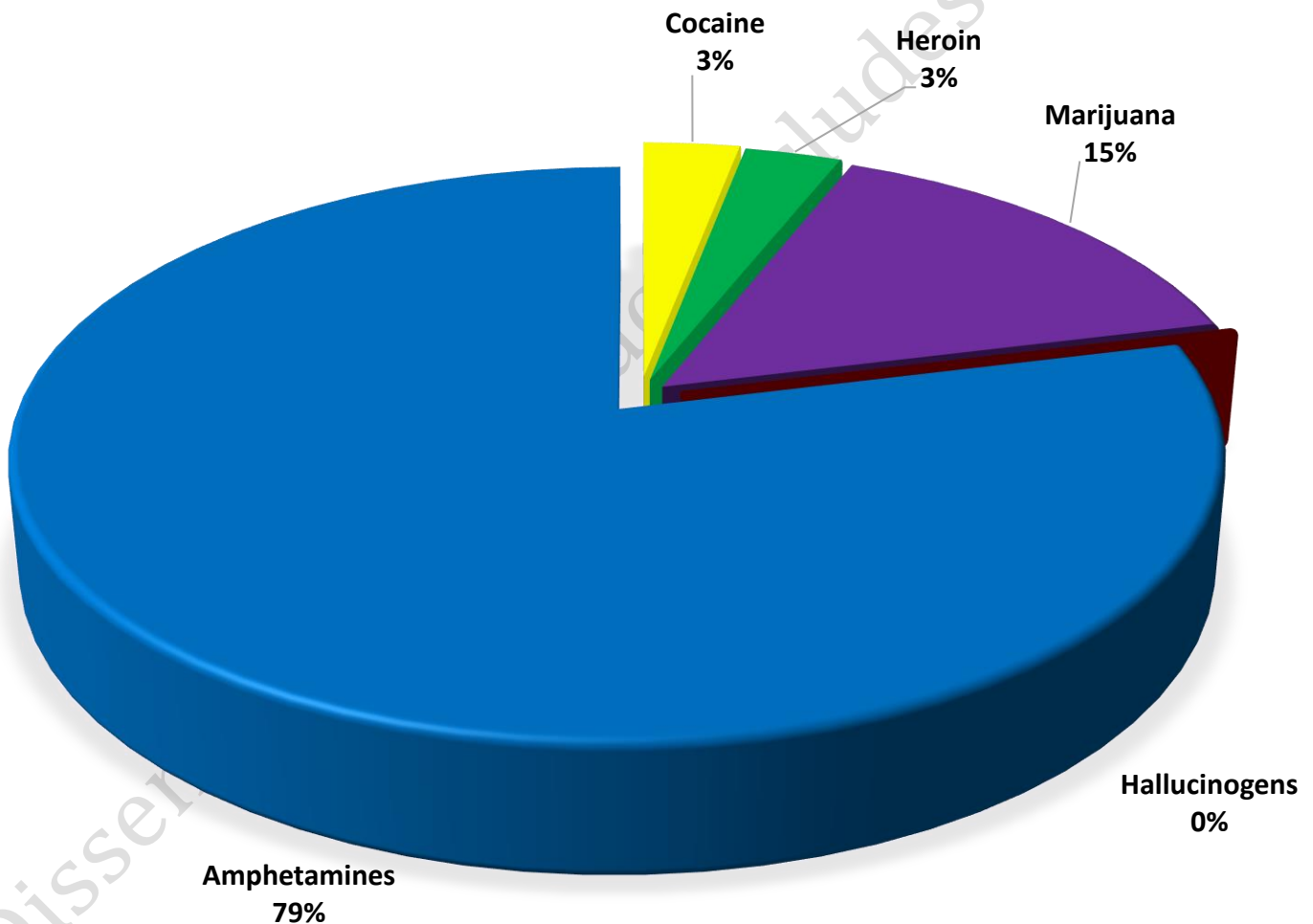
\*Street checks include private impounds

	DEC 2021	DEC 2022
<b>CompStat Offenses</b>	153	100
<b>Extended CompStat Offenses</b>	171	140
<b>Non-UCR Offenses</b>	175	171
<b>Reports Generated</b>	410	358
<b>Street Checks</b>	28	51
<b>Traffic Cites</b>	39	38
<b>Misdemeanor Citations</b>	6	9
<b>Jail Bookings</b>	21	16



### Seized Drugs

TYPE	DOSES	STREET VALUE
Cocaine	5.0	\$ 35.00
Heroin	5.0	\$ 37.25
Marijuana	24.9	\$ 82.56
Hallucinogens	0.0	\$ -
Amphetamines	130.0	\$ 910.00
<b>TOTAL</b>	<b>164.9</b>	<b>\$ 1,064.81</b>



### CompStat & Extended CompStat Offenses - One Year

