



CITY COUNCIL DISTRICT #2

MONTHLY OFFENSE SUMMARY

February 2023

These figures represent preliminary counts of original Police Incident Reports and include all offenses within the above listed City Council District only. Full statistical analysis to determine the confidence level of this data has not been performed. The results contained herein are approximate in relation to the listed area and may not fully coincide with data shown in other areas of SLCPD's Crime Statistics page such as Calls for Service, Crimes Trending, and Crime Reports due to and reflective of departmental procedures that were in place at the time the event occurred and the date this data was compiled. Results displayed are not distinguished as attempted or completed crimes, do not include other calls for police service, and only represent police service where a report was made. Police Incident Reports are classified by primary offense categories as defined by the Uniform Crime Reporting (UCR) system, however for this report all offenses are included, and each incident may have more than one offense listed on it. In cases where there is more than one offense listed, all offenses are counted individually. Although every reasonable verification effort is made, the accuracy of any data is subject to the constraints of the report generation process as well as the manner, format, and point in time of any query.

COMPSTAT OFFENSES: (Part I)

Chosen by the FBI as Part I Offenses because they are serious crimes that occur with regularity in all areas of the country and are likely to be reported to Police.

EXTENDED COMPSTAT OFFENSES: (Part II)

All other crimes other than the eight CompStat Offenses. The Uniform Crime Reporting Program gathers only arrest data for these offenses, however, SLCPD results displayed in this document display all of these, regardless of the presence of arrest data.

ALL OTHER OFFENSES:

Under the Extended CompStat Offense section, 'All Other Offenses' include Peeping Tom, Trespass, Kidnap/Abduction, Pornography, Extortion/Blackmail, Bribery, Warrants, Sexual Offenses, Obstruction, Public Peace, and Hit & Run.

NON-UCR OFFENSES:

Non-UCR Offenses include reports for all other offenses not classified as a CompStat or Extended CompStat Offense. Results displayed separate some of these offenses such as Ambulance Calls, Deaths, Missing Persons, Suicides, Suspicious Activity, and Traffic Accidents.

ALL OTHER NON-UCR:

Under the Non-UCR category, 'All Other' include the remainder of offenses not classified as CompStat or CompStat Extended and not separated from the Non-UCR Offenses. These include things such as Loud Parties, Barking Dogs, Mentally Ill Subjects, Citizen Assistance, etc.

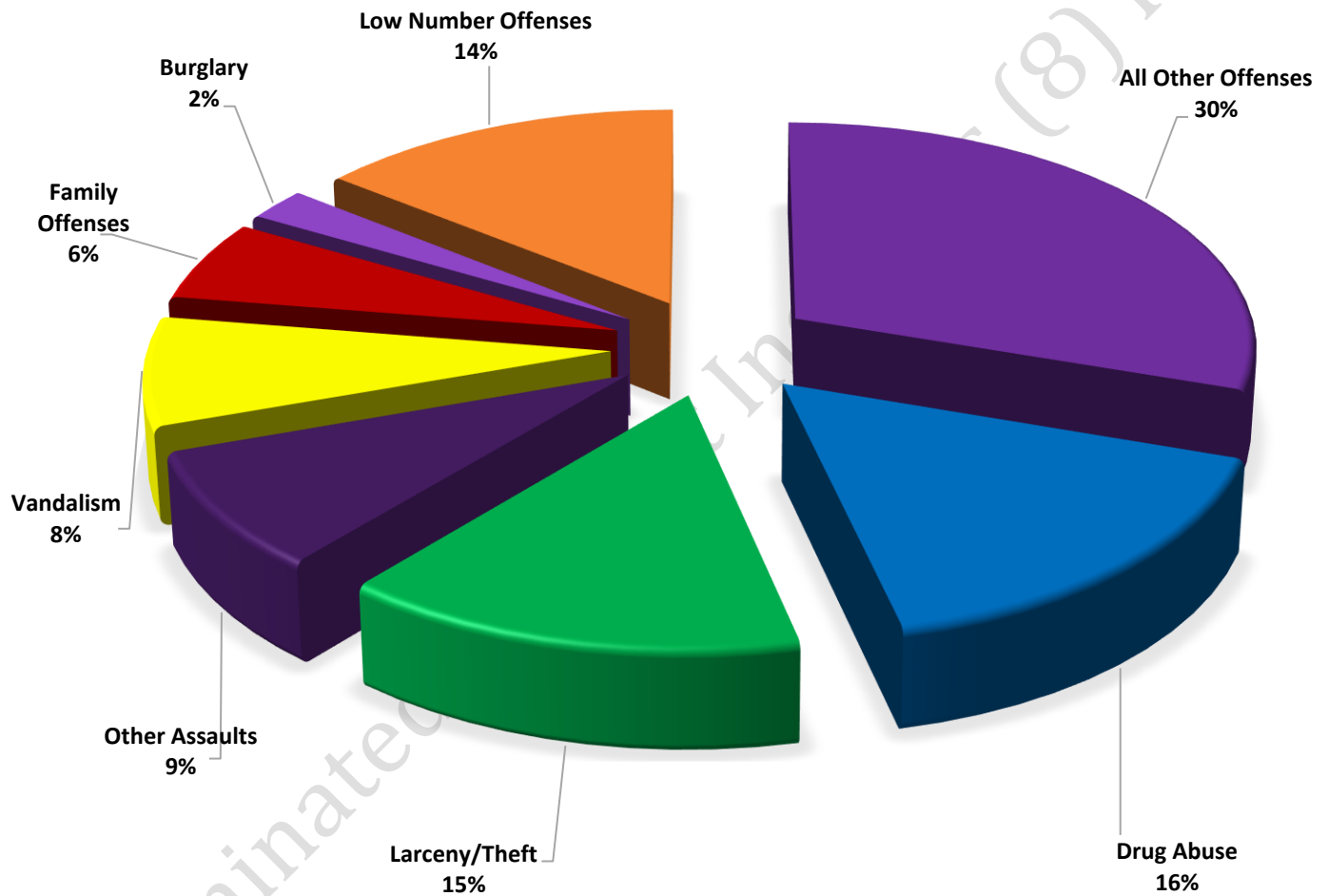
LOW NUMBER OFFENSES:

On page two, in the interest of space and allowing for easier viewing, the category titled 'Low Number Offenses' include CompStat and Extended CompStat Offenses from page one that have totals under the amount of 14.

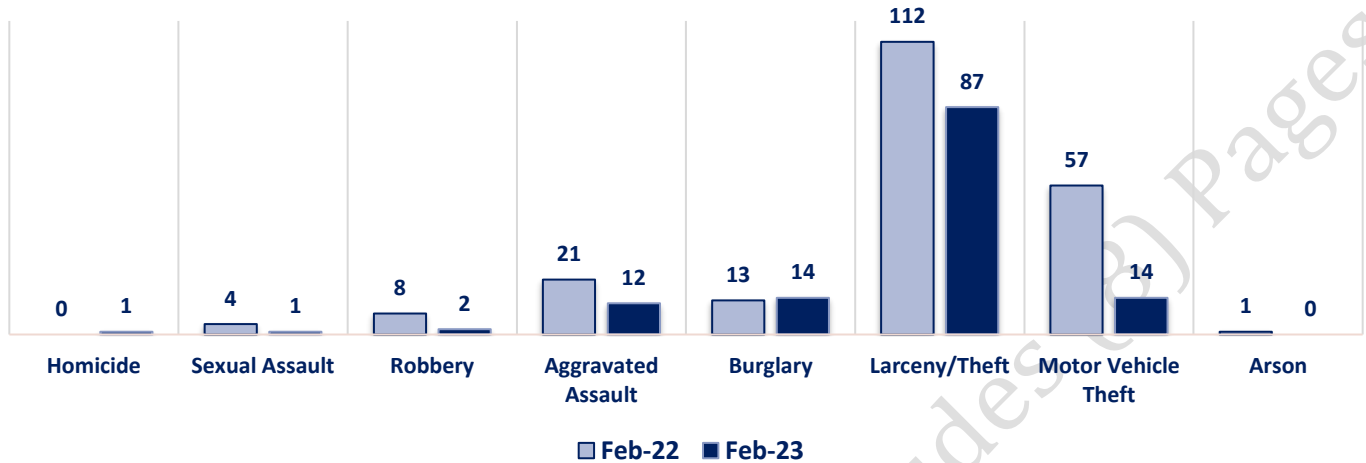
Offenses

COMPSTAT OFFENSES	VIOLENT	Offense	Feb-22	Feb-23	EXTENDED COMPSTAT OFFENSES
		Homicide	0	1	
		Sexual Assault	4	1	
		Robbery	8	2	
		Aggravated Assault	21	12	
		Burglary	13	14	
		Larceny/Theft	112	87	
		Motor Vehicle Theft	57	14	
		Arson	1	0	
NON-UCR OFFENSES	PROPERTY	COMPSTAT TOTALS	216	131	
		Ambulance Calls	17	24	
		Deaths	2	6	
		Missing Persons	3	5	
		Suicides	1	0	
		Suspicious Activity	29	20	
		Traffic Accidents	68	64	
		All Other	212	169	
		NON-UCR TOTALS	332	288	
TOTALS		COMPSTAT OFFENSES	216	131	
		EXTENDED COMPSTAT OFFENSES	487	465	
		NON-UCR OFFENSES	332	288	
		TOTAL	1035	884	
		Other Assaults	69	51	
		Forgery/Counterfeiting	5	1	
		Fraud	22	13	
		Embezzlement	0	0	
		Stolen Property	16	8	
		Vandalism	37	47	
		Weapons	13	14	
		Prostitution	0	0	
		Sex Offenses	3	1	
		Drug Abuse	69	97	
		Gambling	0	0	
		Family Offenses	41	35	
		DUI	6	13	
		Liquor Laws	3	1	
		Drunkenness	12	1	
		Disorderly Conduct	12	3	
		All Other Offenses	176	180	
		Curfew/Loitering	3	0	
		EXTENDED COMPSTAT TOTALS	487	465	

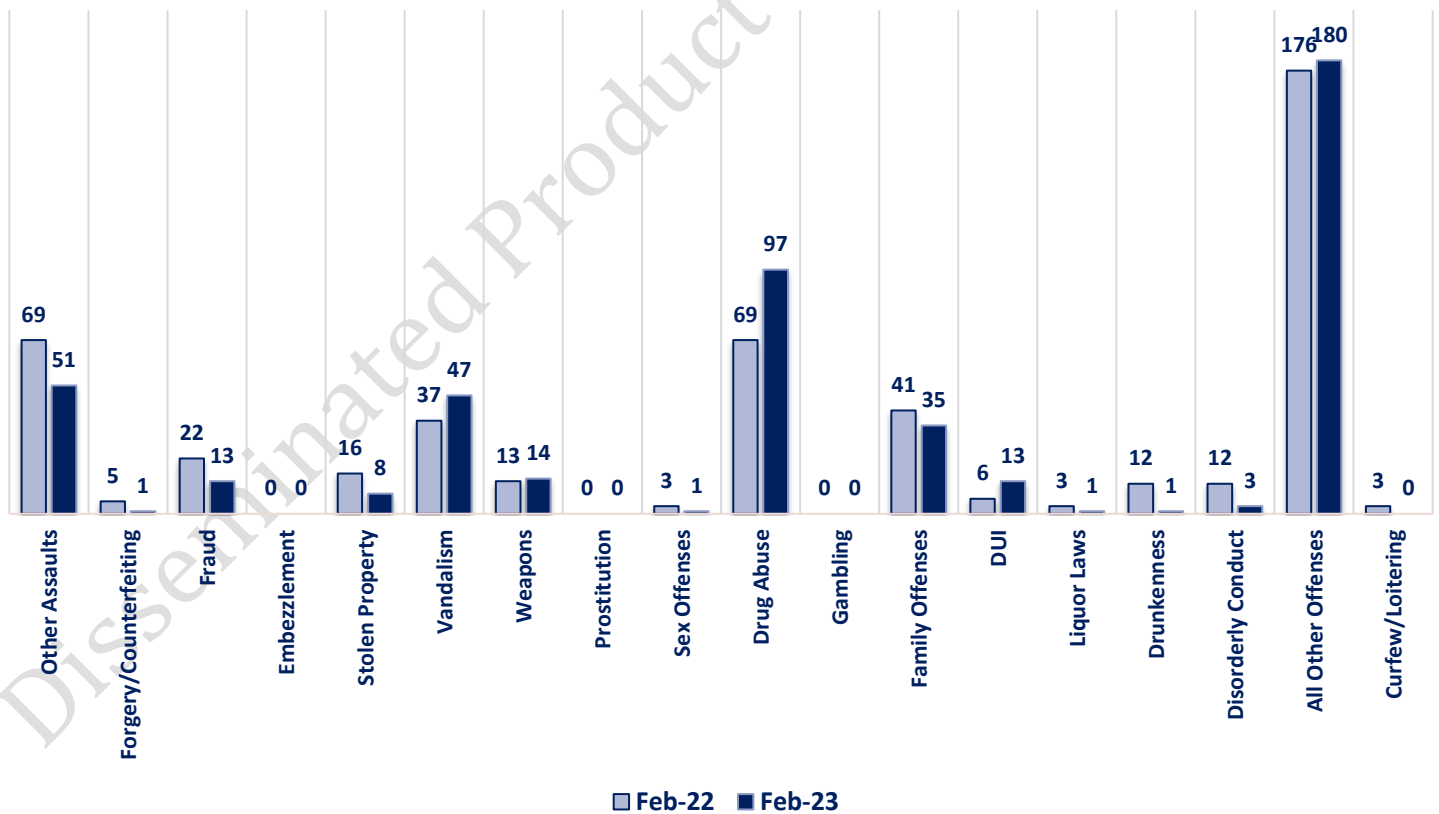
**FEBRUARY 2023 - COMPSTAT AND EXTENDED COMPSTAT
OFFENSE PERCENTAGES**



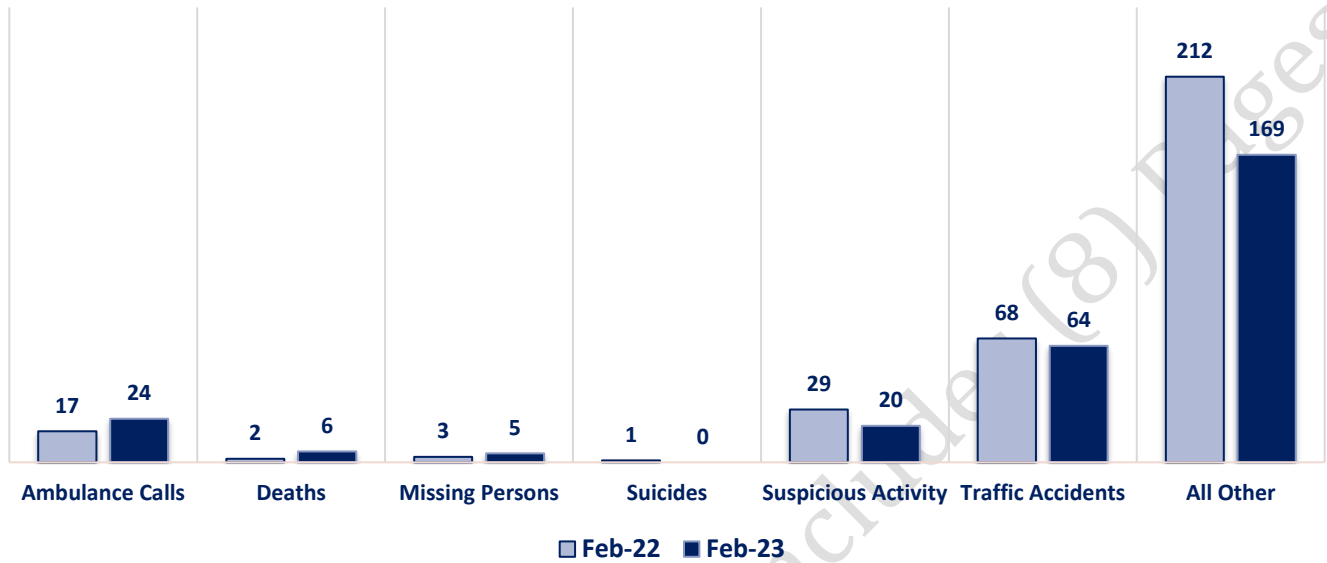
CompStat Offenses



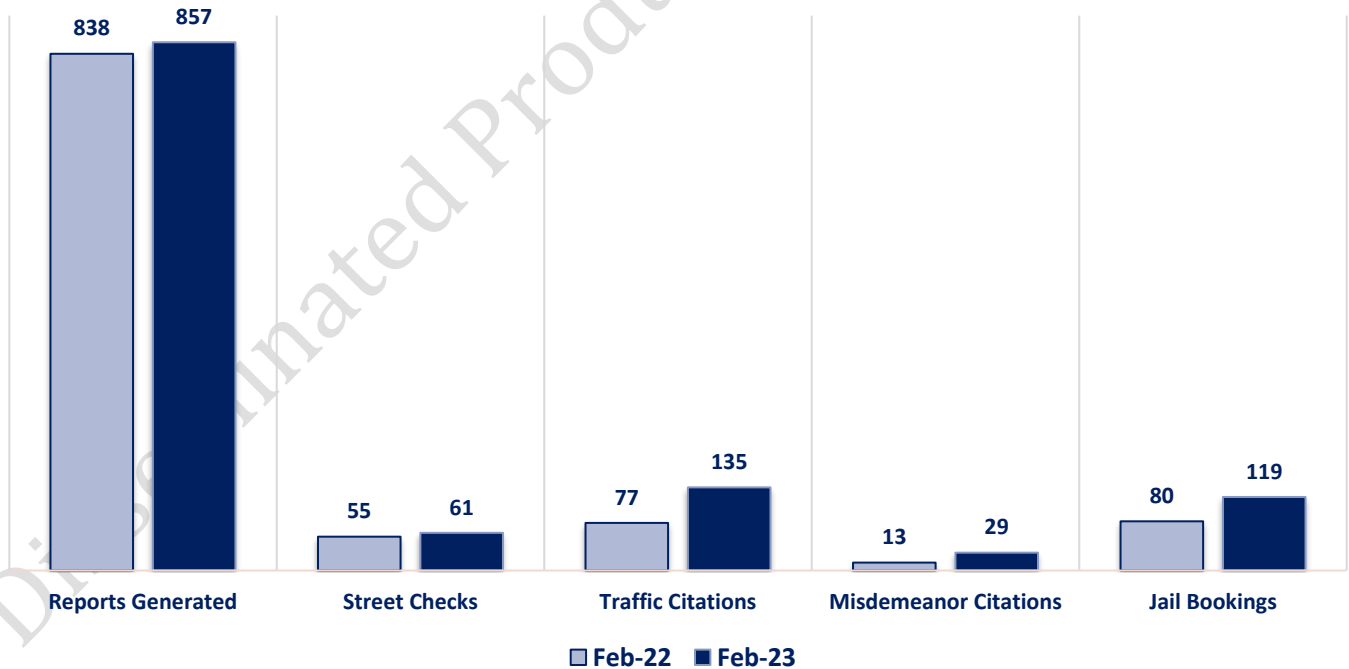
Extended CompStat Offenses



Non-UCR Offenses

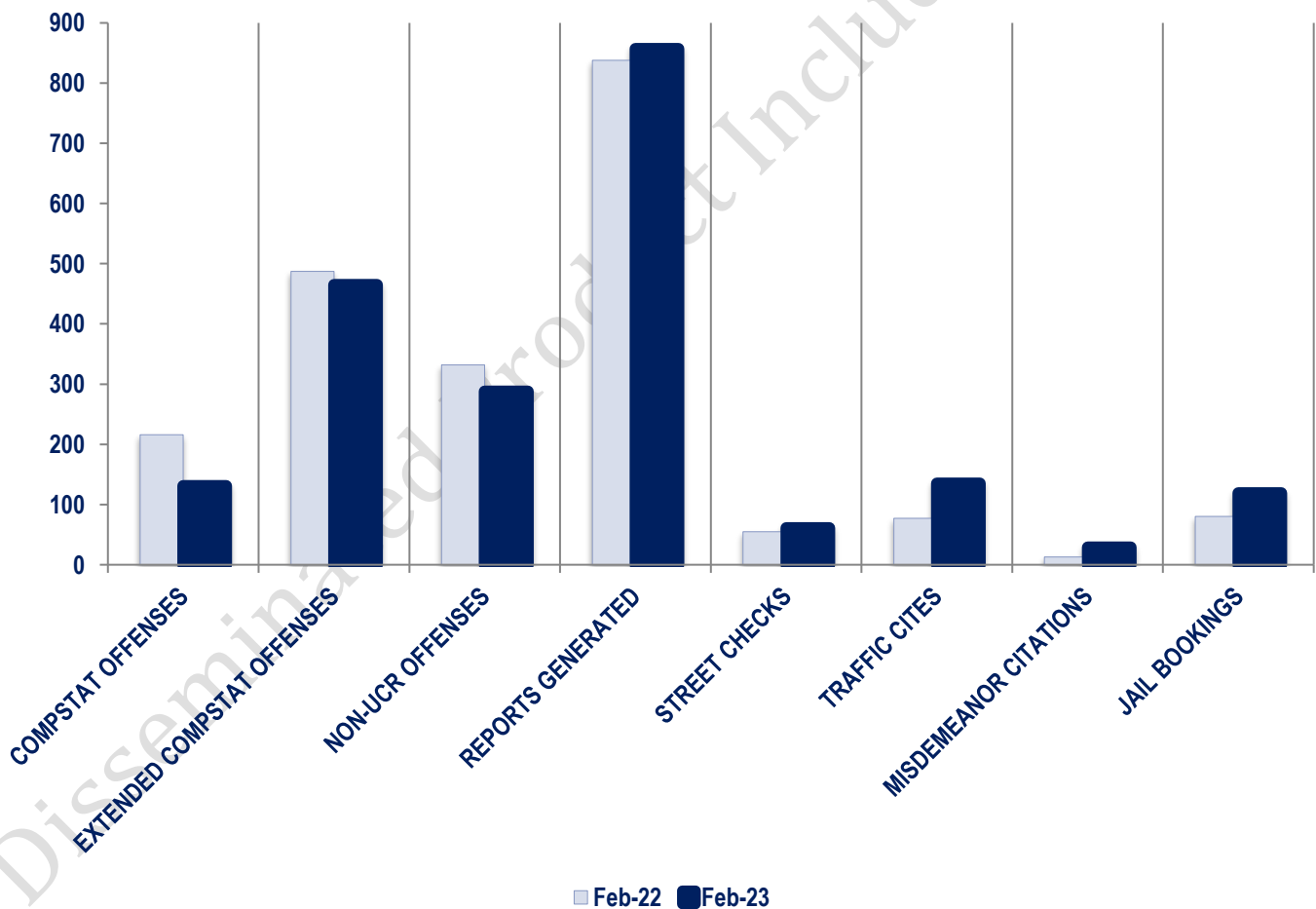


Other Event Totals



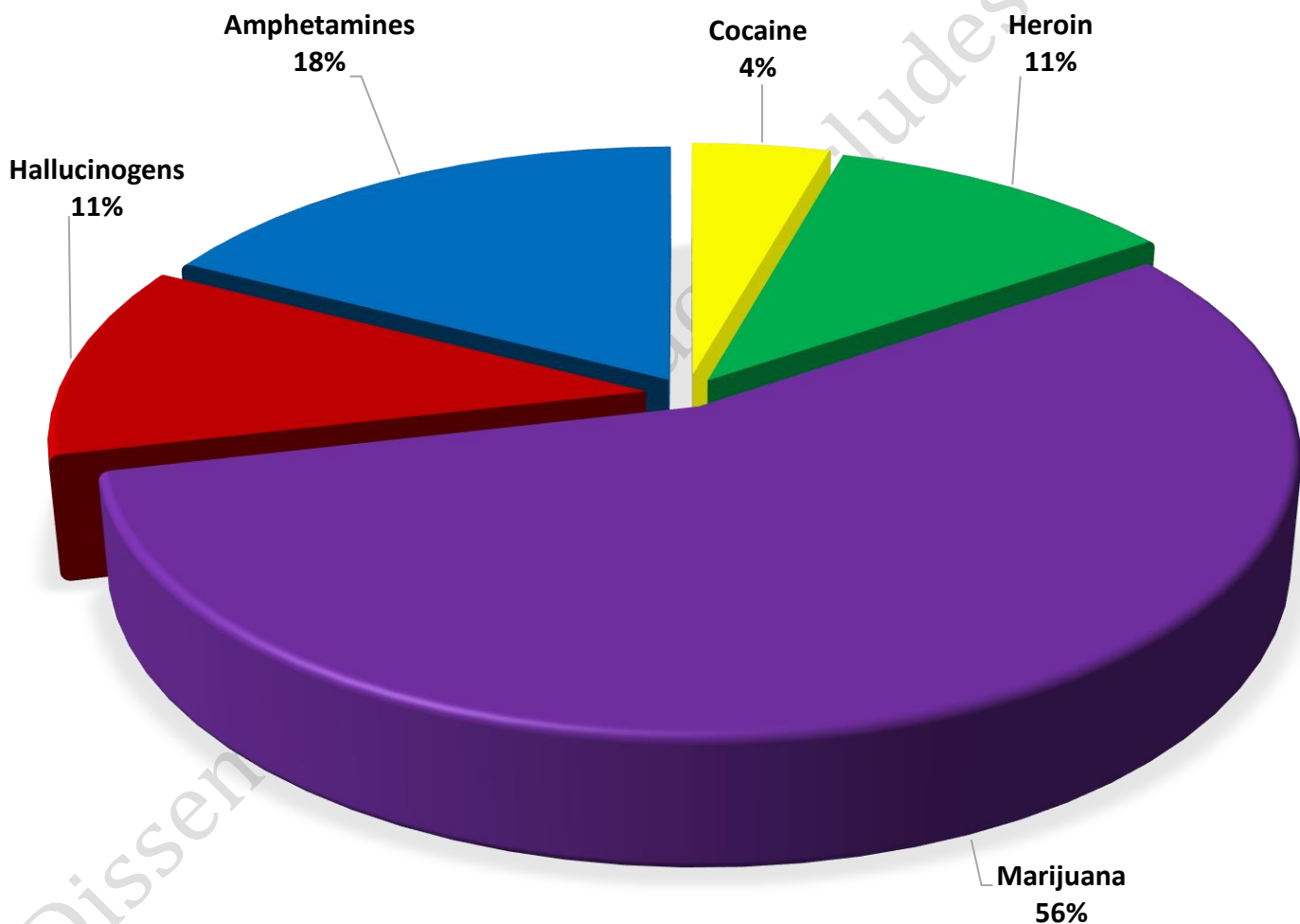
Combined Offense/Event Trends

	FEB 2022	FEB 2023
CompStat Offenses	216	131
Extended CompStat Offenses	487	465
Non-UCR Offenses	332	288
Reports Generated	838	857
Street Checks	55	61
Traffic Cites	77	135
Misdemeanor Citations	13	29
Jail Bookings	80	119



Seized Drugs

TYPE	DOSES	STREET VALUE
Cocaine	171.0	\$ 1,197.00
Heroin	435.0	\$ 3,240.75
Marijuana	2183.0	\$ 7,247.59
Hallucinogens	439.9	\$ 879.73
Amphetamines	679.6	\$ 4,757.20
TOTAL	3908.5	\$ 17,322.28



CompStat & Extended CompStat Offenses - One Year

