



CITY COUNCIL DISTRICT #2

MONTHLY OFFENSE SUMMARY

March 2023

These figures represent preliminary counts of original Police Incident Reports and include all offenses within the above listed City Council District only. Full statistical analysis to determine the confidence level of this data has not been performed. The results contained herein are approximate in relation to the listed area and may not fully coincide with data shown in other areas of SLCPD's Crime Statistics page such as Calls for Service, Crimes Trending, and Crime Reports due to and reflective of departmental procedures that were in place at the time the event occurred and the date this data was compiled. Results displayed are not distinguished as attempted or completed crimes, do not include other calls for police service, and only represent police service where a report was made. Police Incident Reports are classified by primary offense categories as defined by the Uniform Crime Reporting (UCR) system, however for this report all offenses are included, and each incident may have more than one offense listed on it. In cases where there is more than one offense listed, all offenses are counted individually. Although every reasonable verification effort is made, the accuracy of any data is subject to the constraints of the report generation process as well as the manner, format, and point in time of any query.

COMPSTAT OFFENSES: (Part I)

Chosen by the FBI as Part I Offenses because they are serious crimes that occur with regularity in all areas of the country and are likely to be reported to Police.

EXTENDED COMPSTAT OFFENSES: (Part II)

All other crimes other than the eight CompStat Offenses. The Uniform Crime Reporting Program gathers only arrest data for these offenses, however, SLCPD results displayed in this document display all of these, regardless of the presence of arrest data.

ALL OTHER OFFENSES:

Under the Extended CompStat Offense section, 'All Other Offenses' include Peeping Tom, Trespass, Kidnap/Abduction, Pornography, Extortion/Blackmail, Bribery, Warrants, Sexual Offenses, Obstruction, Public Peace, and Hit & Run.

NON-UCR OFFENSES:

Non-UCR Offenses include reports for all other offenses not classified as a CompStat or Extended CompStat Offense. Results displayed separate some of these offenses such as Ambulance Calls, Deaths, Missing Persons, Suicides, Suspicious Activity, and Traffic Accidents.

ALL OTHER NON-UCR:

Under the Non-UCR category, 'All Other' include the remainder of offenses not classified as CompStat or CompStat Extended and not separated from the Non-UCR Offenses. These include things such as Loud Parties, Barking Dogs, Mentally Ill Subjects, Citizen Assistance, etc.

LOW NUMBER OFFENSES:

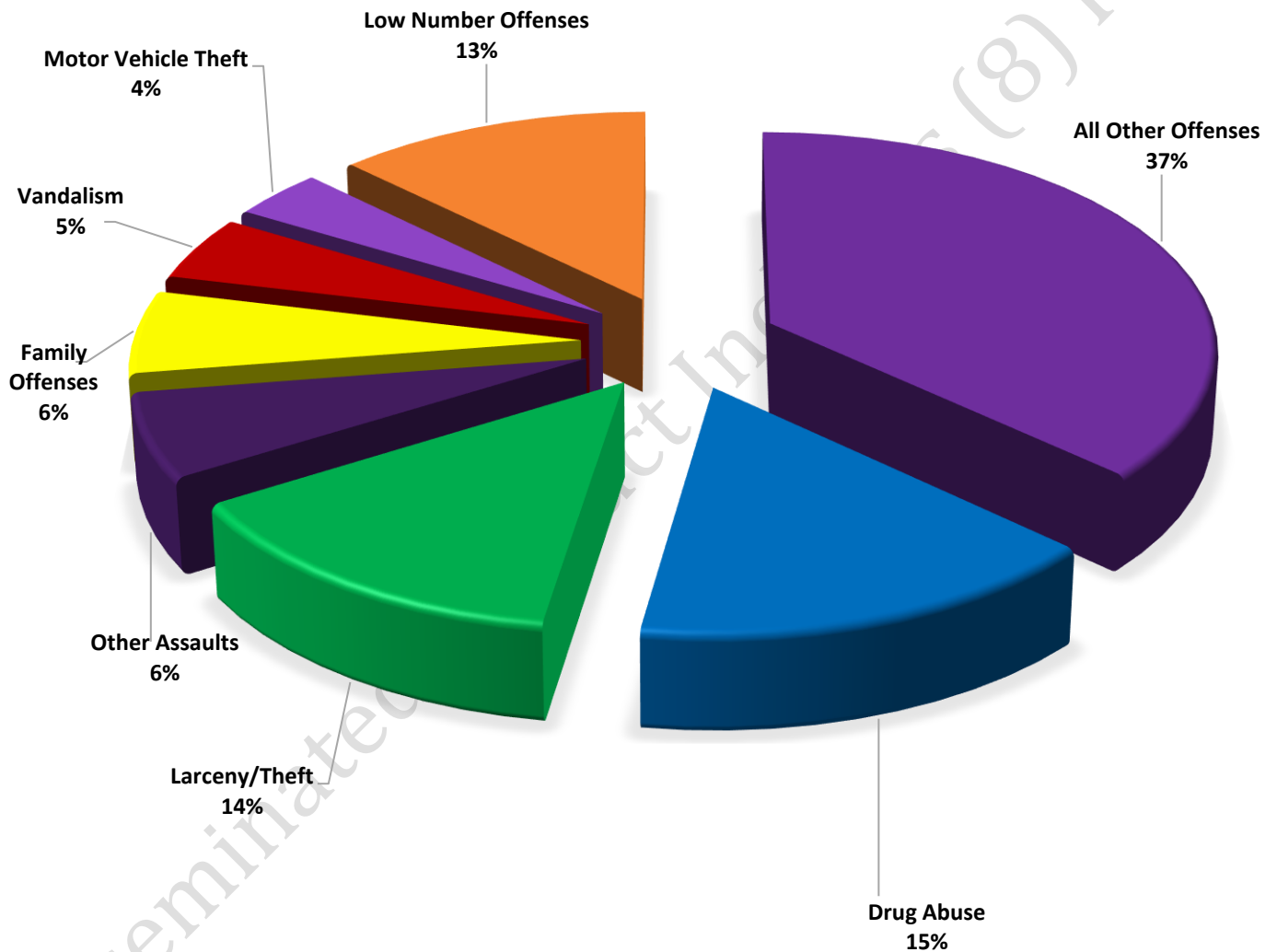
On page two, in the interest of space and allowing for easier viewing, the category titled 'Low Number Offenses' include CompStat and Extended CompStat Offenses from page one that have totals under the amount of 22.

Offenses

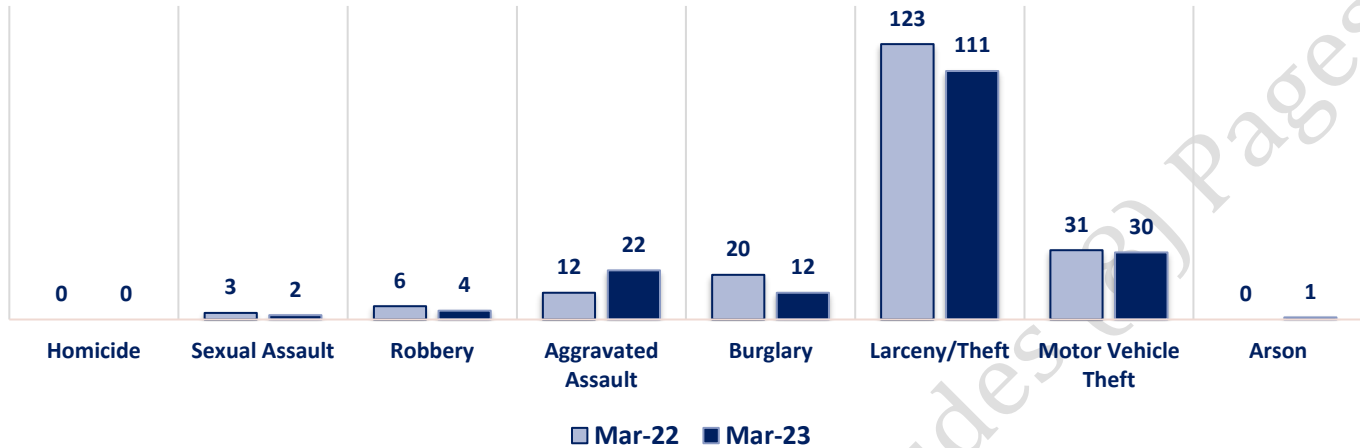
COMPSTAT OFFENSES	VIOLENT	Offense	Mar-22	Mar-23	EXTENDED COMPSTAT OFFENSES
		Homicide	0	0	
		Sexual Assault	3	2	
		Robbery	6	4	
		Aggravated Assault	12	22	
		Burglary	20	12	
		Larceny/Theft	123	111	
		Motor Vehicle Theft	31	30	
		Arson	0	1	
NON-UCR OFFENSES	PROPERTY	COMPSTAT TOTALS	195	182	
		Ambulance Calls	29	21	
		Deaths	9	5	
		Missing Persons	8	7	
		Suicides	0	1	
		Suspicious Activity	27	25	
		Traffic Accidents	71	84	
		All Other	283	194	
		NON-UCR TOTALS	427	337	
TOTALS		COMPSTAT OFFENSES	195	182	
		EXTENDED COMPSTAT OFFENSES	546	623	
		NON-UCR OFFENSES	427	337	
		TOTAL	1168	1142	

OFFENSE	Mar-22	Mar-23
Other Assaults	76	51
Forgery/Counterfeiting	4	5
Fraud	21	11
Embezzlement	0	1
Stolen Property	12	12
Vandalism	50	39
Weapons	7	15
Prostitution	0	1
Sex Offenses	3	2
Drug Abuse	94	125
Gambling	0	0
Family Offenses	46	50
DUI	12	6
Liquor Laws	1	1
Drunkenness	6	5
Disorderly Conduct	10	2
All Other Offenses	204	297
Curfew/Loitering	0	0
EXTENDED COMPSTAT TOTALS	546	623

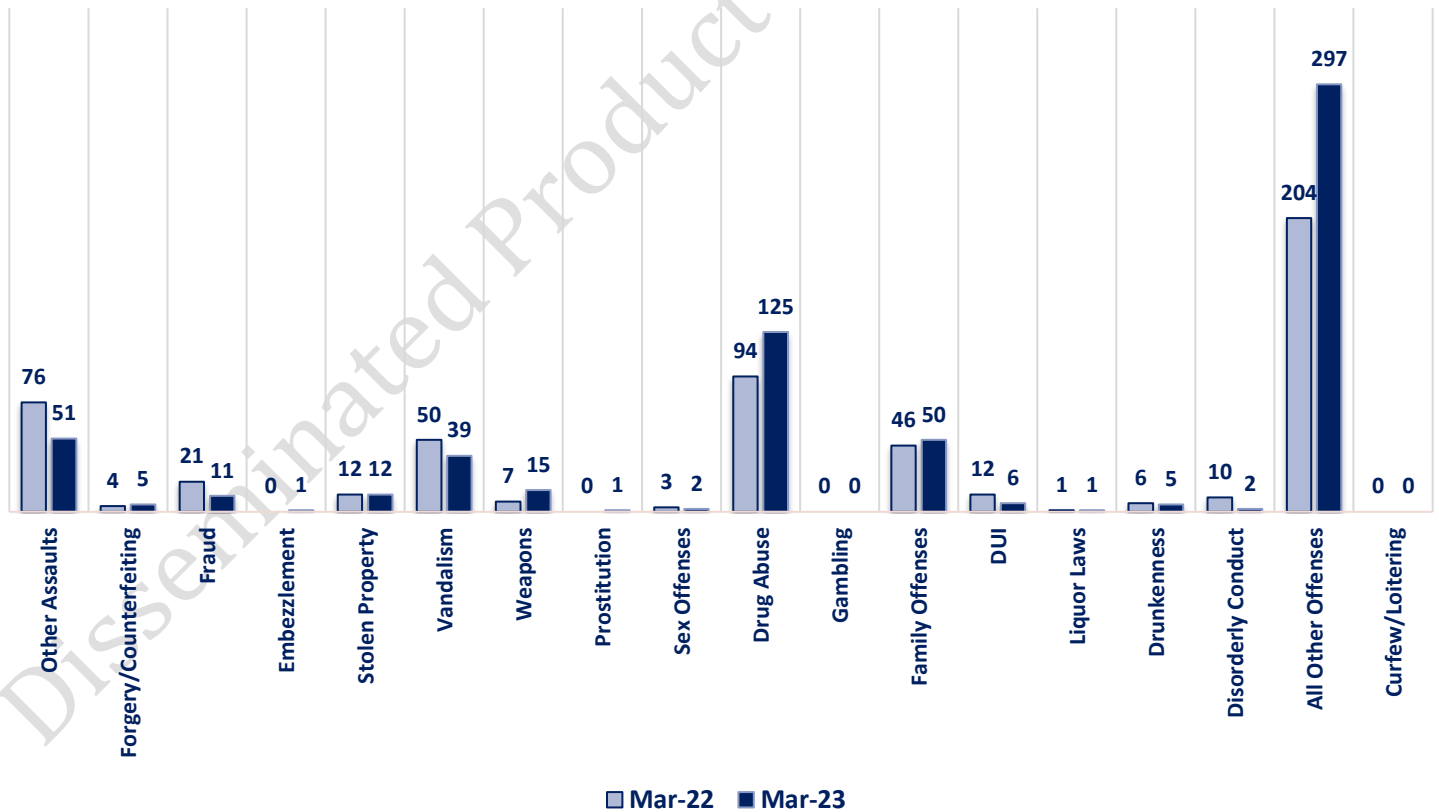
**FEBRUARY 2023 - COMPSTAT AND EXTENDED COMPSTAT
OFFENSE PERCENTAGES**



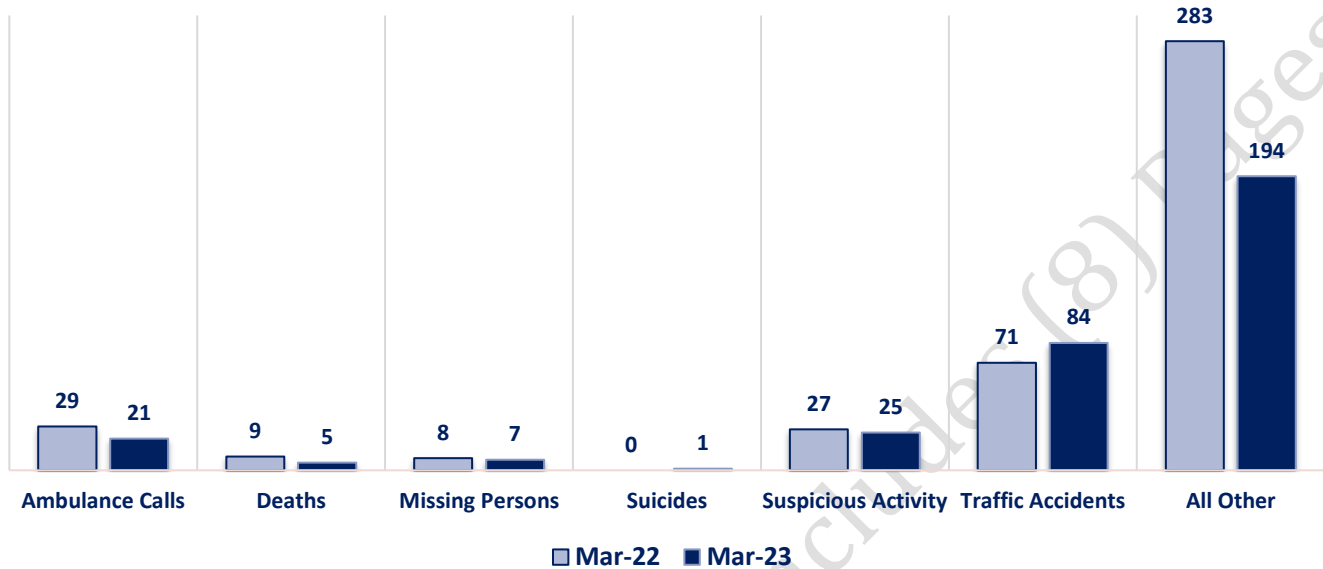
CompStat Offenses



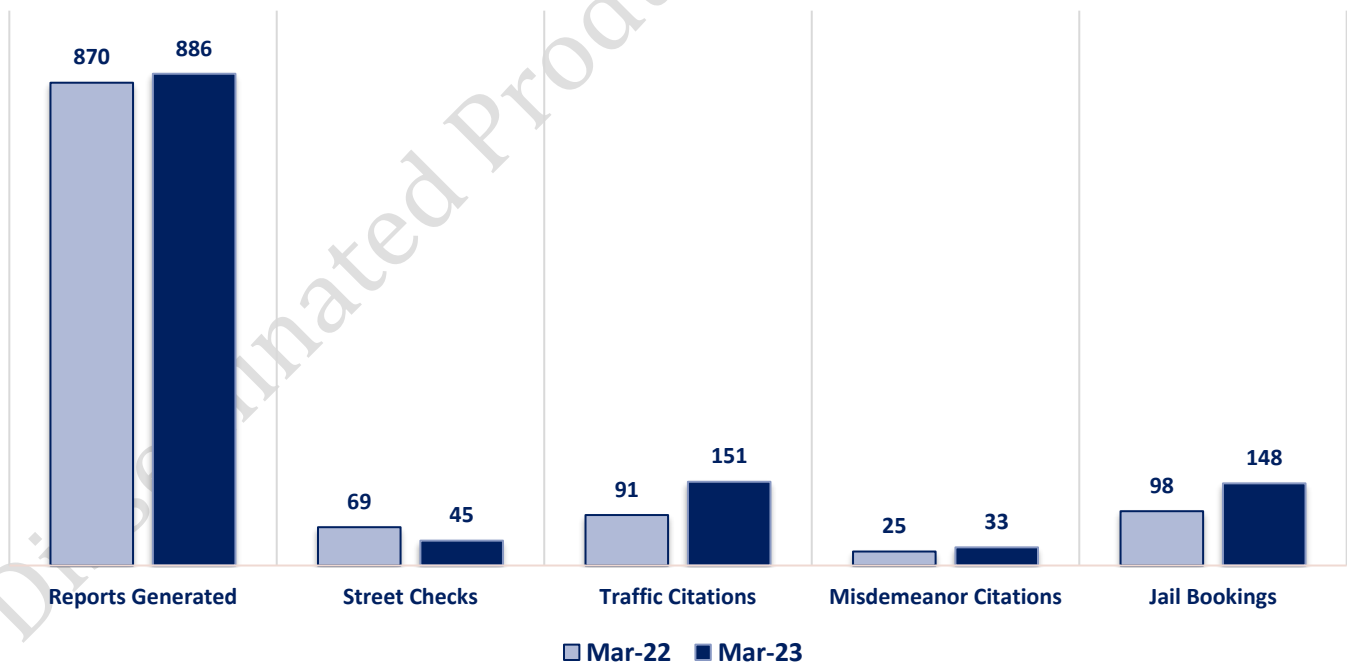
Extended CompStat Offenses



Non-UCR Offenses

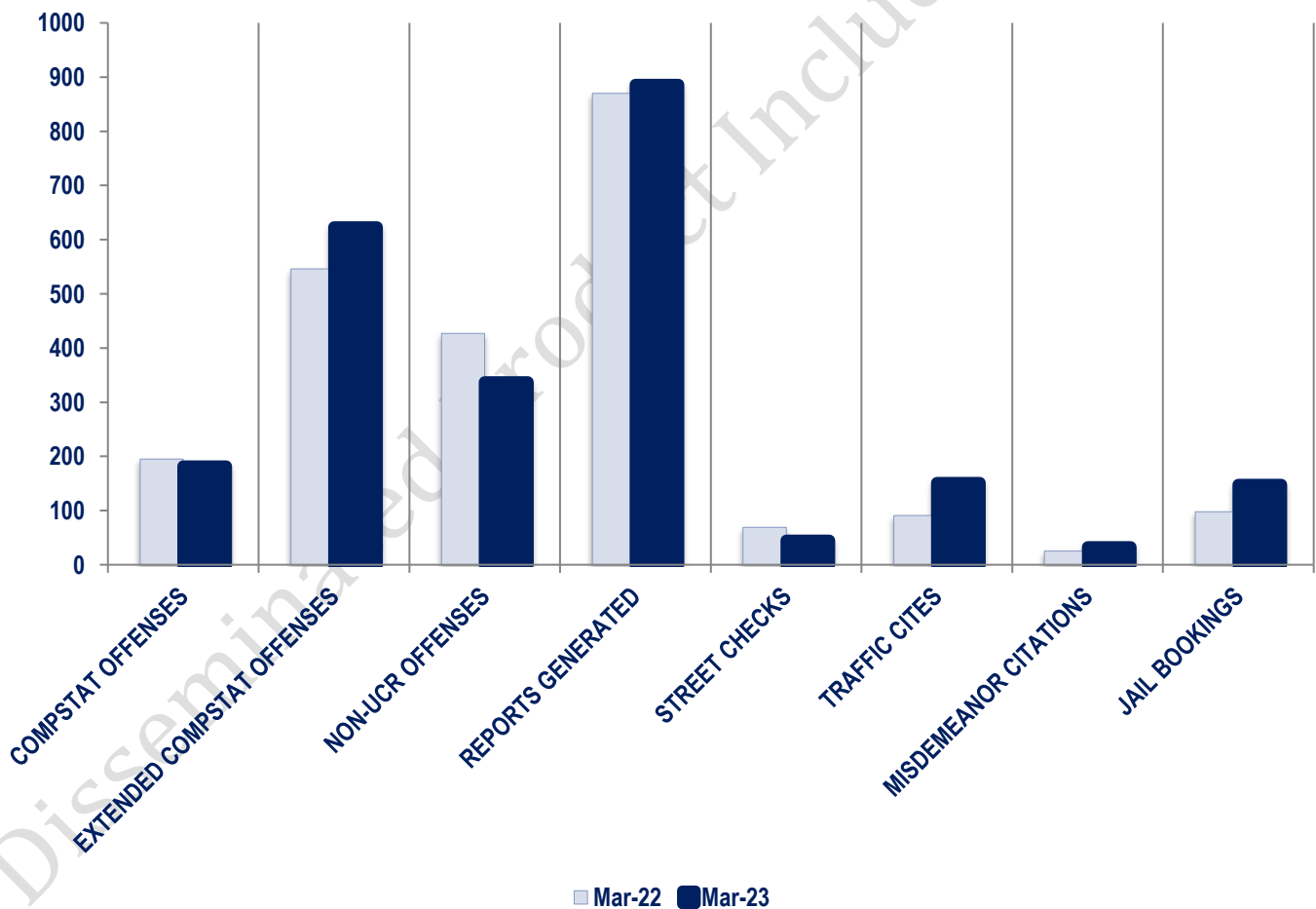


Other Event Totals



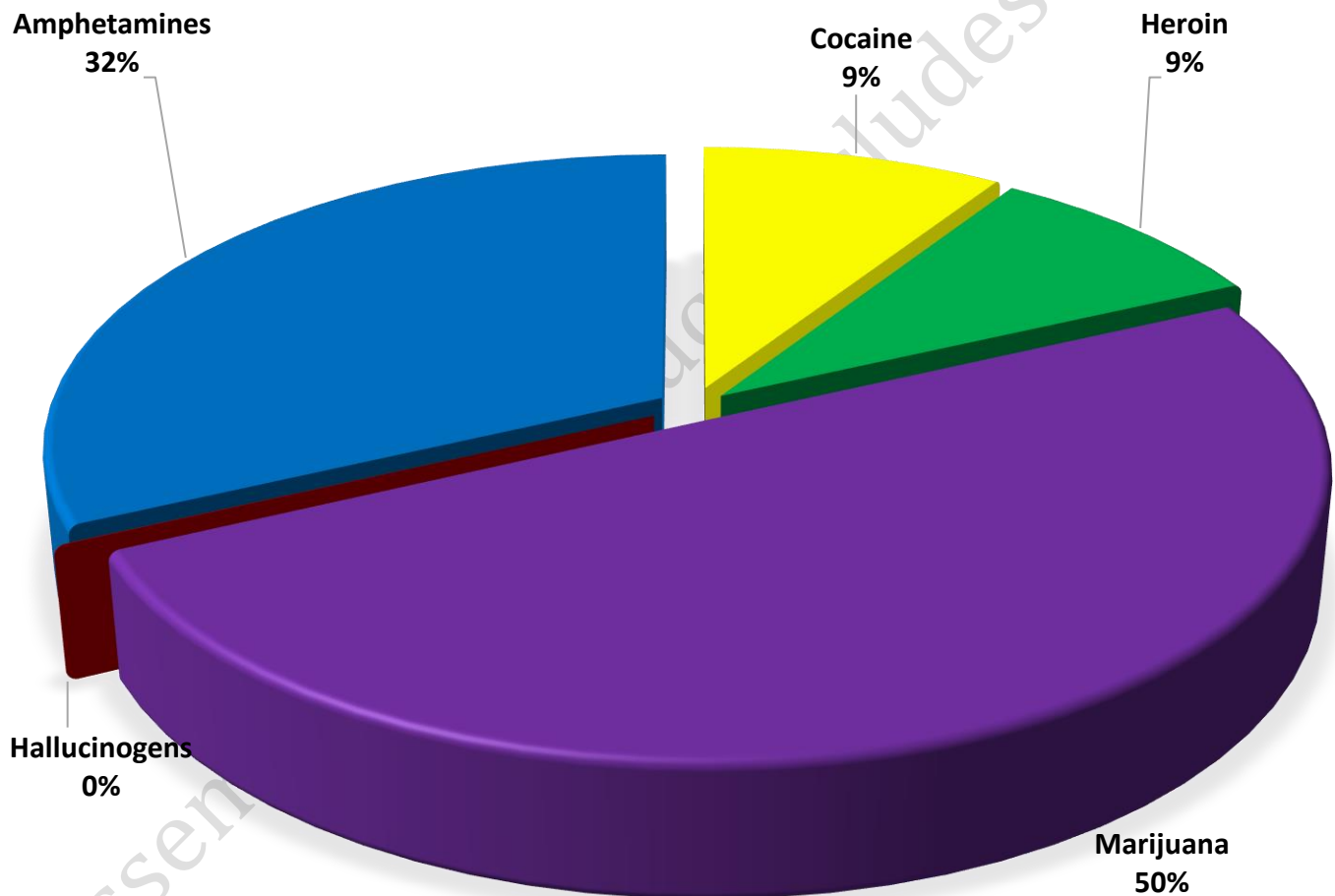
Combined Offense/Event Trends

	Mar-22	Mar-23
CompStat Offenses	195	182
Extended CompStat Offenses	546	623
Non-UCR Offenses	427	337
Reports Generated	870	886
Street Checks	69	45
Traffic Cites	91	151
Misdemeanor Citations	25	33
Jail Bookings	98	148



Seized Drugs

TYPE	DOSES	STREET VALUE
Cocaine	364.1	\$ 2,548.70
Heroin	352.1	\$ 2,623.15
Marijuana	1974.8	\$ 6,556.43
Hallucinogens	1.0	\$ 2.00
Amphetamines	1265.0	\$ 8,855.00
TOTAL	3957.0	\$ 20,585.27



CompStat & Extended CompStat Offenses - One Year

