



## CITY COUNCIL DISTRICT #4

### MONTHLY OFFENSE SUMMARY

April 2023

These figures represent preliminary counts of original Police Incident Reports and include all offenses within the above listed City Council District only. Full statistical analysis to determine the confidence level of this data has not been performed. The results contained herein are approximate in relation to the listed area and may not fully coincide with data shown in other areas of SLCPD's Crime Statistics page such as Calls for Service, Crimes Trending, and Crime Reports due to and reflective of departmental procedures that were in place at the time the event occurred and the date this data was compiled. Results displayed are not distinguished as attempted or completed crimes, do not include other calls for police service, and only represent police service where a report was made. Police Incident Reports are classified by primary offense categories as defined by the Uniform Crime Reporting (UCR) system, however for this report all offenses are included, and each incident may have more than one offense listed on it. In cases where there is more than one offense listed, all offenses are counted individually. Although every reasonable verification effort is made, the accuracy of any data is subject to the constraints of the report generation process as well as the manner, format, and point in time of any query.

#### COMPSTAT OFFENSES: (Part I)

Chosen by the FBI as Part I Offenses because they are serious crimes that occur with regularity in all areas of the country and are likely to be reported to Police.

#### EXTENDED COMPSTAT OFFENSES: (Part II)

All other crimes other than the eight CompStat Offenses. The Uniform Crime Reporting Program gathers only arrest data for these offenses, however, SLCPD results displayed in this document display all of these, regardless of the presence of arrest data.

#### ALL OTHER OFFENSES:

Under the Extended CompStat Offense section, 'All Other Offenses' include Peeping Tom, Trespass, Kidnap/Abduction, Pornography, Extortion/Blackmail, Bribery, Warrants, Sexual Offenses, Obstruction, Public Peace, and Hit & Run.

#### NON-UCR OFFENSES:

Non-UCR Offenses include reports for all other offenses not classified as a CompStat or Extended CompStat Offense. Results displayed separate some of these offenses such as Ambulance Calls, Deaths, Missing Persons, Suicides, Suspicious Activity, and Traffic Accidents.

#### ALL OTHER NON-UCR:

Under the Non-UCR category, 'All Other' include the remainder of offenses not classified as CompStat or CompStat Extended and not separated from the Non-UCR Offenses. These include things such as Loud Parties, Barking Dogs, Mentally Ill Subjects, Citizen Assistance, etc.

#### LOW NUMBER OFFENSES:

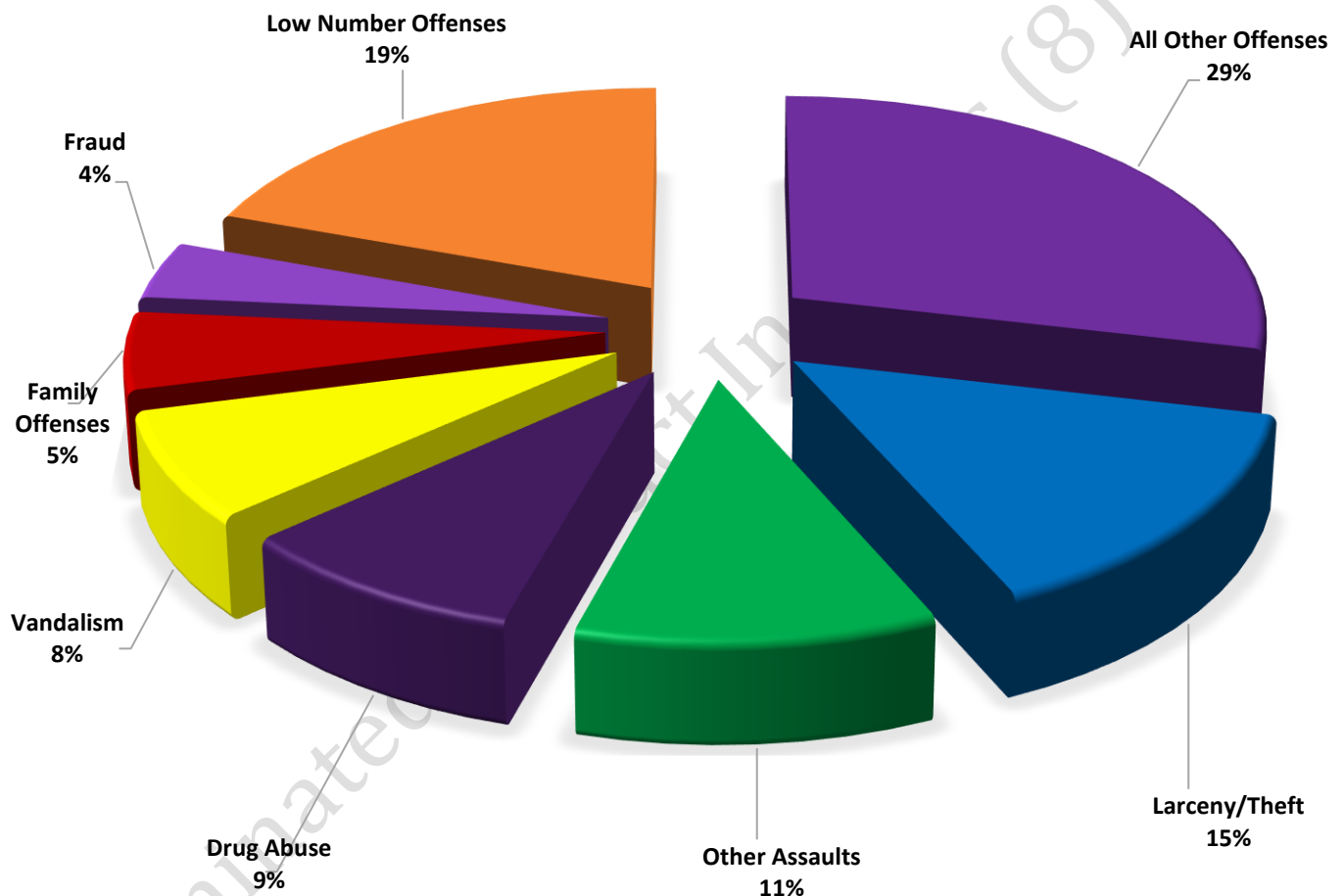
On page two, in the interest of space and allowing for easier viewing, the category titled 'Low Number Offenses' include CompStat and Extended CompStat Offenses from page one that have totals under the amount of 33.

## Offenses

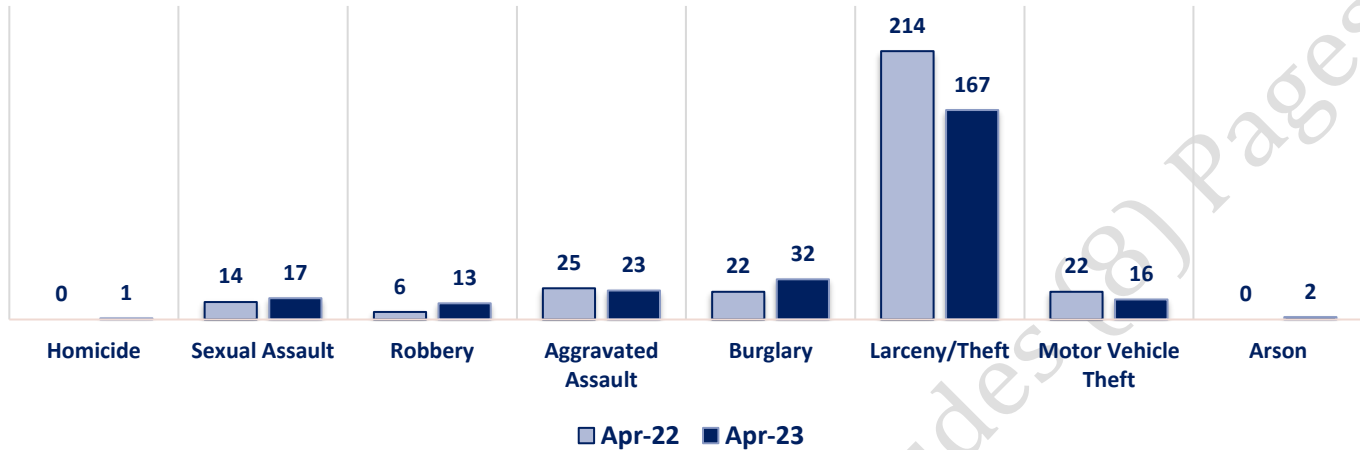
COMPSTAT OFFENSES	VIOLENT	Offense	Apr-22	Apr-23	EXTENDED COMPSTAT OFFENSES
		Homicide	0	1	
		Sexual Assault	14	17	
		Robbery	6	13	
		Aggravated Assault	25	23	
		Burglary	22	32	
		Larceny/Theft	214	167	
		Motor Vehicle Theft	22	16	
		Arson	0	2	
NON-UCR OFFENSES	PROPERTY	COMPSTAT TOTALS	303	271	
		Ambulance Calls	74	91	
		Deaths	4	8	
		Missing Persons	14	13	
		Suicides	0	2	
		Suspicious Activity	43	34	
		Traffic Accidents	97	111	
		All Other	365	391	
		NON-UCR TOTALS	597	650	
TOTALS		COMPSTAT OFFENSES	303	271	
		EXTENDED COMPSTAT OFFENSES	765	864	
		NON-UCR OFFENSES	597	650	
		TOTAL	1665	1785	

OFFENSE	Apr-22	Apr-23
Other Assaults	105	125
Forgery/Counterfeiting	8	4
Fraud	51	46
Embezzlement	0	0
Stolen Property	5	4
Vandalism	88	86
Weapons	14	24
Prostitution	1	0
Sex Offenses	6	6
Drug Abuse	72	103
Gambling	0	0
Family Offenses	47	62
DUI	20	12
Liquor Laws	2	5
Drunkenness	22	29
Disorderly Conduct	25	33
All Other Offenses	297	325
Curfew/Loitering	2	0
EXTENDED COMPSTAT TOTALS	765	864

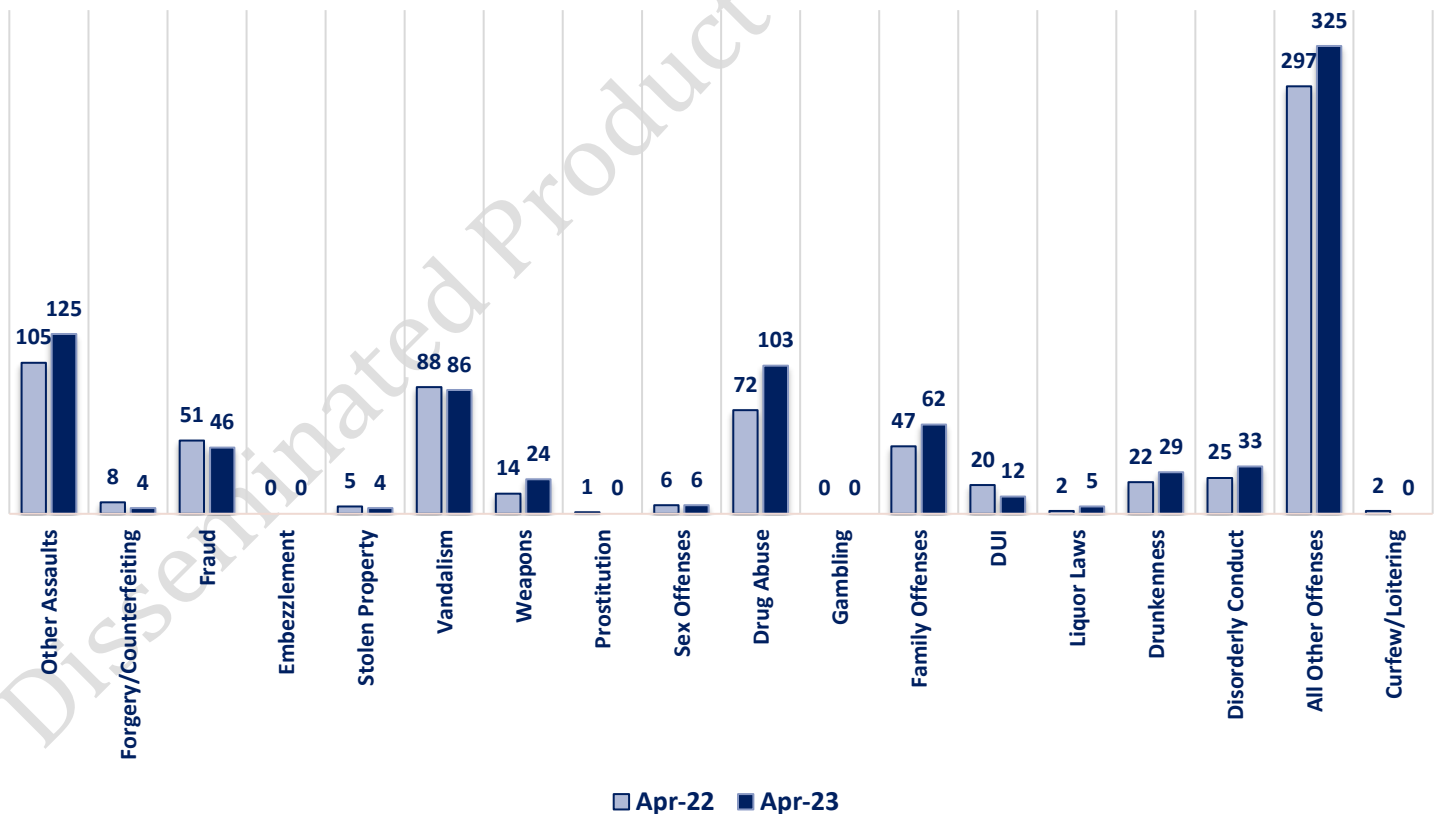
**APRIL 2023 - COMPSTAT AND EXTENDED COMPSTAT OFFENSE PERCENTAGES**



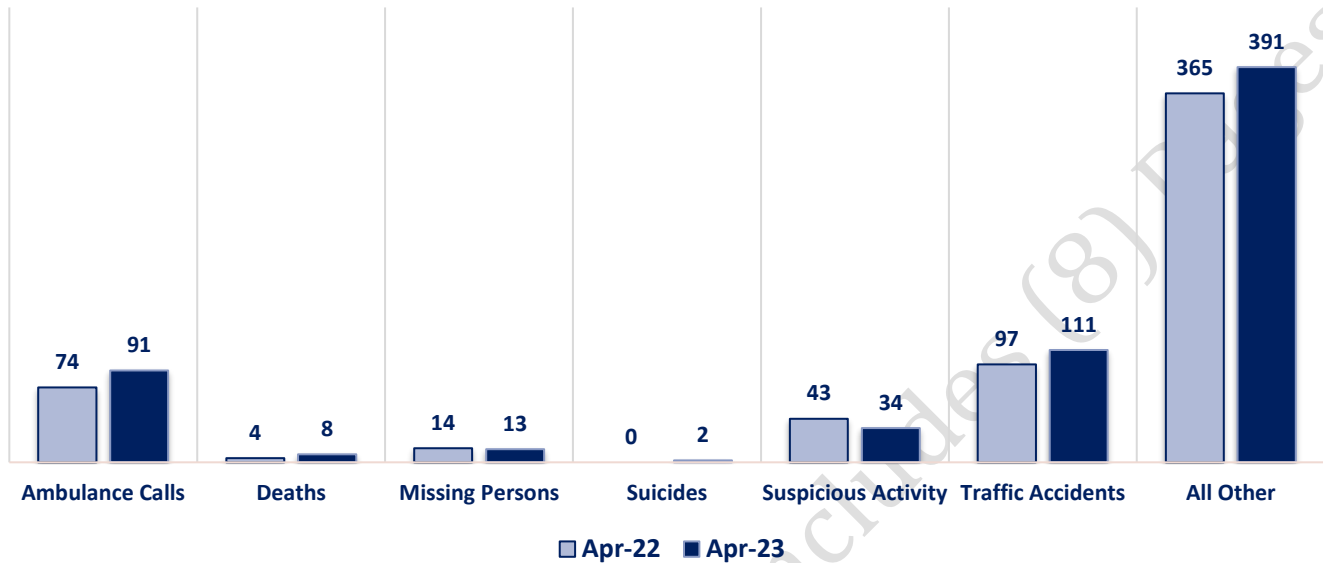
### CompStat Offenses



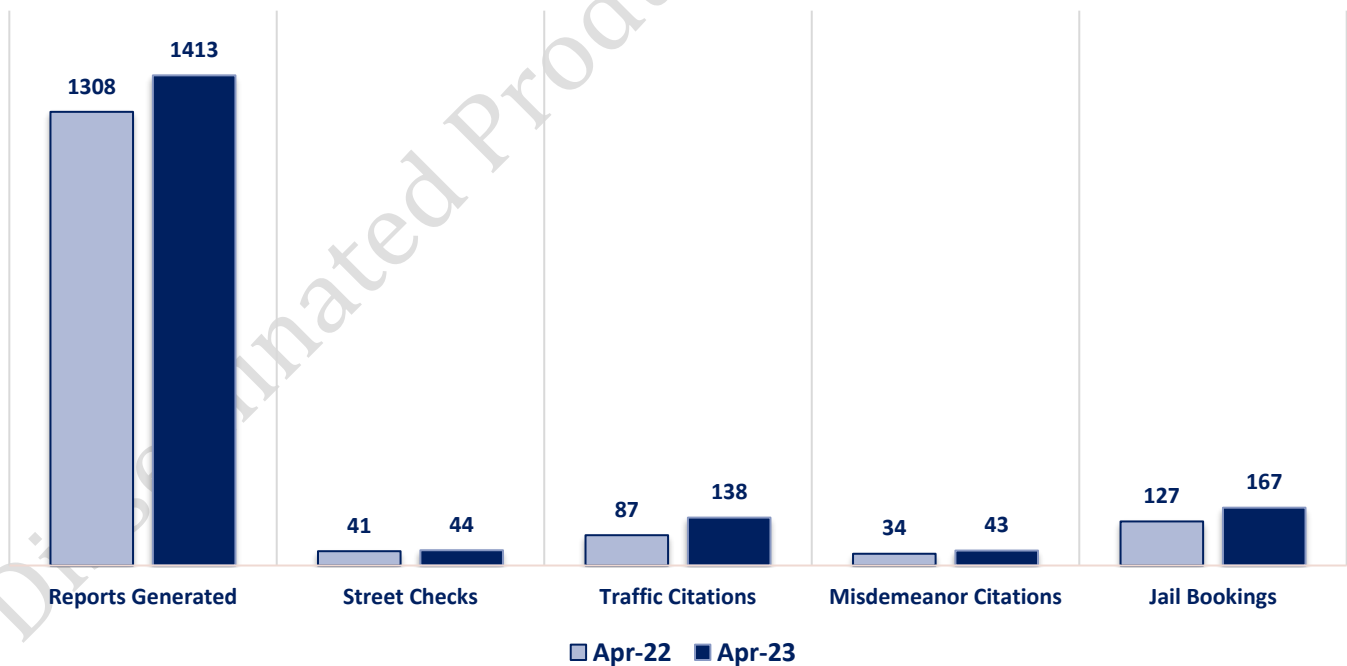
### Extended CompStat Offenses



### Non-UCR Offenses

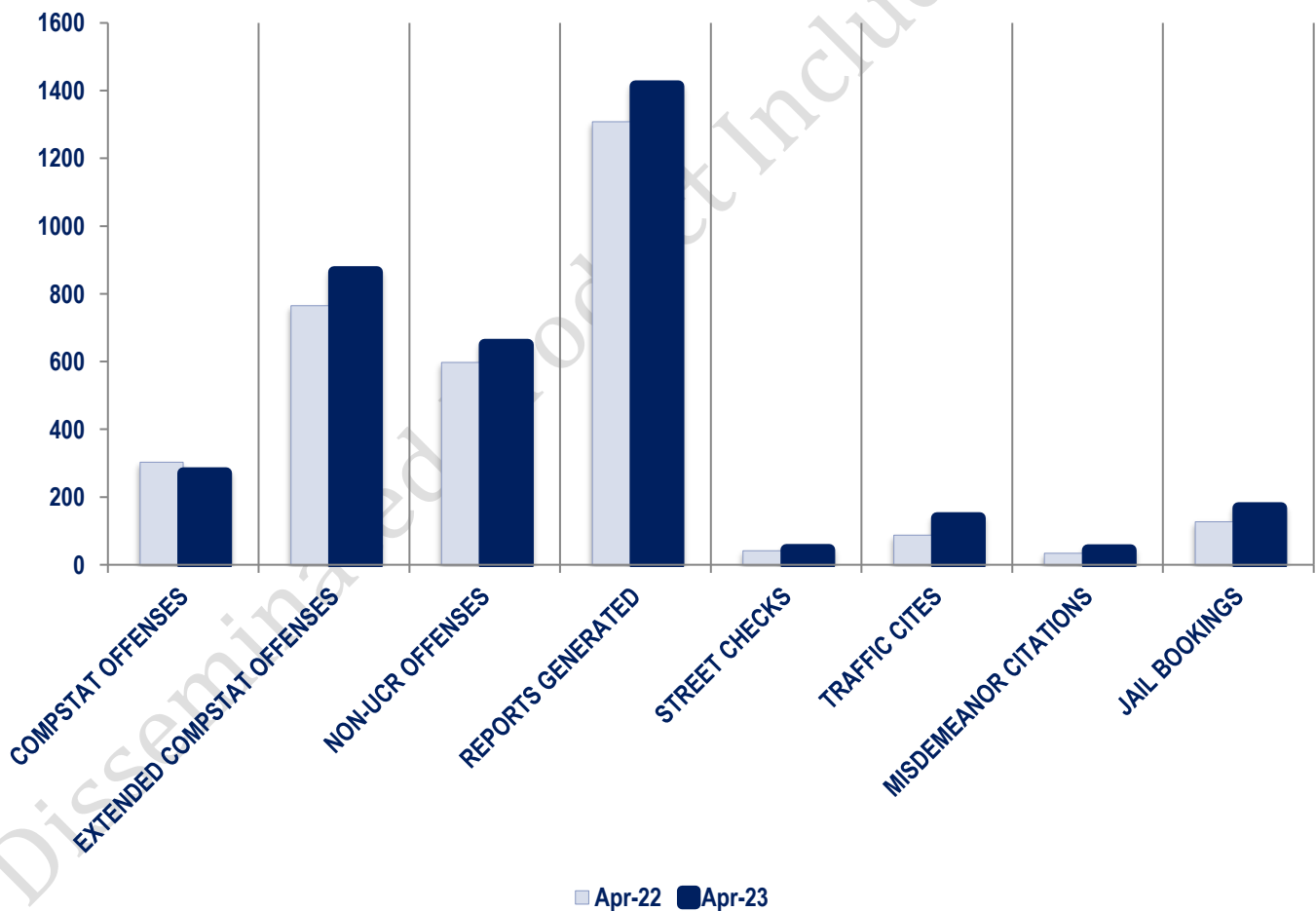


### Other Event Totals



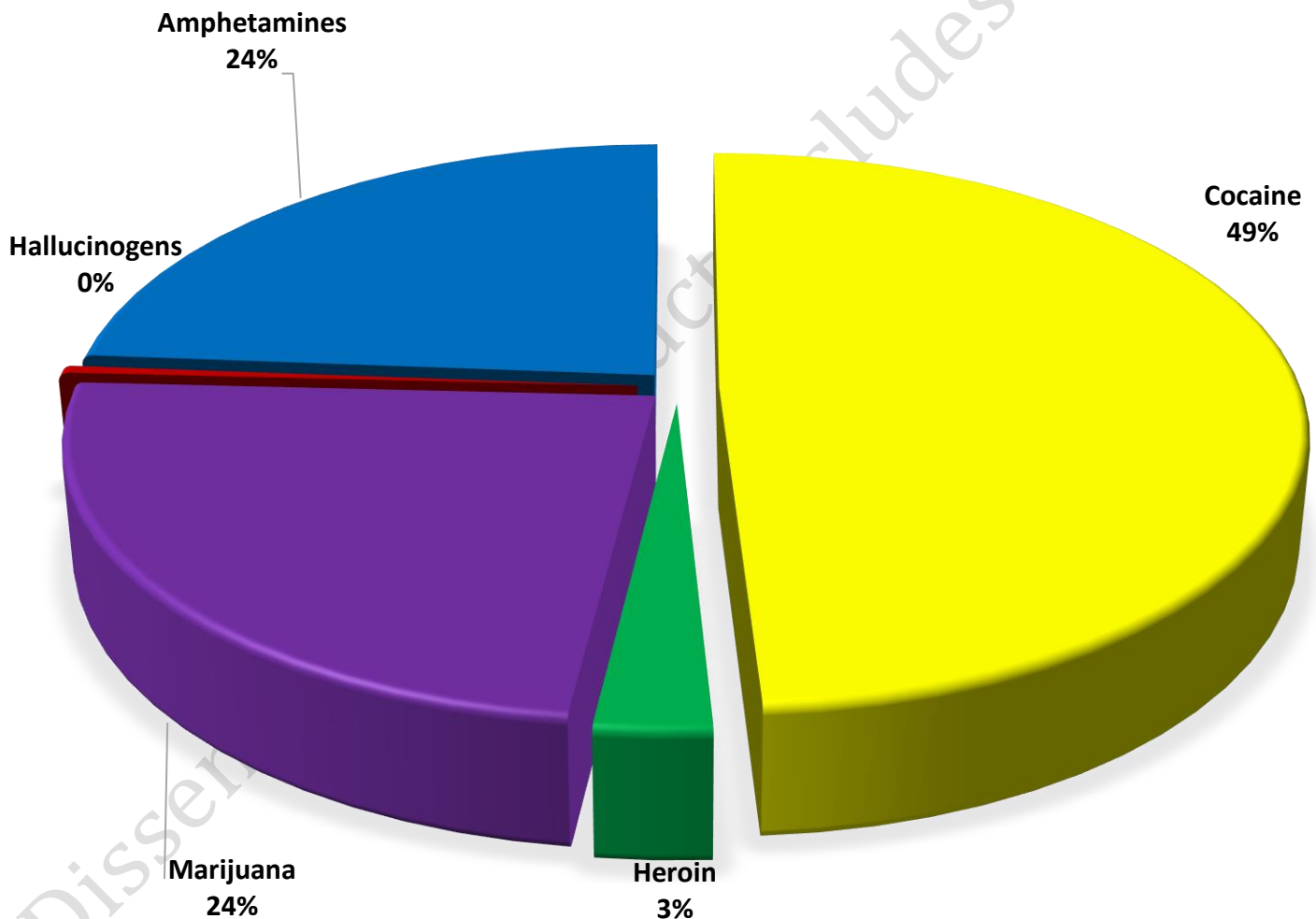
### Combined Offense/Event Trends

	Apr-22	Apr-23
<b>CompStat Offenses</b>	303	271
<b>Extended CompStat Offenses</b>	765	864
<b>Non-UCR Offenses</b>	597	650
<b>Reports Generated</b>	1308	1413
<b>Street Checks</b>	41	44
<b>Traffic Cites</b>	87	138
<b>Misdemeanor Citations</b>	34	43
<b>Jail Bookings</b>	127	167



### Seized Drugs

TYPE	DOSES	STREET VALUE	
Cocaine	2983.0	\$	20,881.00
Heroin	170.0	\$	1,266.50
Marijuana	1447.0	\$	4,804.05
Hallucinogens	25.3	\$	50.57
Amphetamines	1444.1	\$	10,108.70
<b>TOTAL</b>	<b>6069.4</b>	<b>\$</b>	<b>37,110.82</b>



### CompStat & Extended CompStat Offenses - One Year

