



CITY COUNCIL DISTRICT #4 MONTHLY OFFENSE SUMMARY

February 2023

These figures represent preliminary counts of original Police Incident Reports and include all offenses within the above listed City Council District only. Full statistical analysis to determine the confidence level of this data has not been performed. The results contained herein are approximate in relation to the listed area and may not fully coincide with data shown in other areas of SLCPD's Crime Statistics page such as Calls for Service, Crimes Trending, and Crime Reports due to and reflective of departmental procedures that were in place at the time the event occurred and the date this data was compiled. Results displayed are not distinguished as attempted or completed crimes, do not include other calls for police service, and only represent police service where a report was made. Police Incident Reports are classified by primary offense categories as defined by the Uniform Crime Reporting (UCR) system, however for this report all offenses are included, and each incident may have more than one offense listed on it. In cases where there is more than one offense listed, all offenses are counted individually. Although every reasonable verification effort is made, the accuracy of any data is subject to the constraints of the report generation process as well as the manner, format, and point in time of any query.

COMPSTAT OFFENSES: (Part I)

Chosen by the FBI as Part I Offenses because they are serious crimes that occur with regularity in all areas of the country and are likely to be reported to Police.

EXTENDED COMPSTAT OFFENSES: (Part II)

All other crimes other than the eight CompStat Offenses. The Uniform Crime Reporting Program gathers only arrest data for these offenses, however, SLCPD results displayed in this document display all of these, regardless of the presence of arrest data.

ALL OTHER OFFENSES:

Under the Extended CompStat Offense section, 'All Other Offenses' include Peeping Tom, Trespass, Kidnap/Abduction, Pornography, Extortion/Blackmail, Bribery, Warrants, Sexual Offenses, Obstruction, Public Peace, and Hit & Run.

NON-UCR OFFENSES:

Non-UCR Offenses include reports for all other offenses not classified as a CompStat or Extended CompStat Offense. Results displayed separate some of these offenses such as Ambulance Calls, Deaths, Missing Persons, Suicides, Suspicious Activity, and Traffic Accidents.

ALL OTHER NON-UCR:

Under the Non-UCR category, 'All Other' include the remainder of offenses not classified as CompStat or CompStat Extended and not separated from the Non-UCR Offenses. These include things such as Loud Parties, Barking Dogs, Mentally Ill Subjects, Citizen Assistance, etc.

LOW NUMBER OFFENSES:

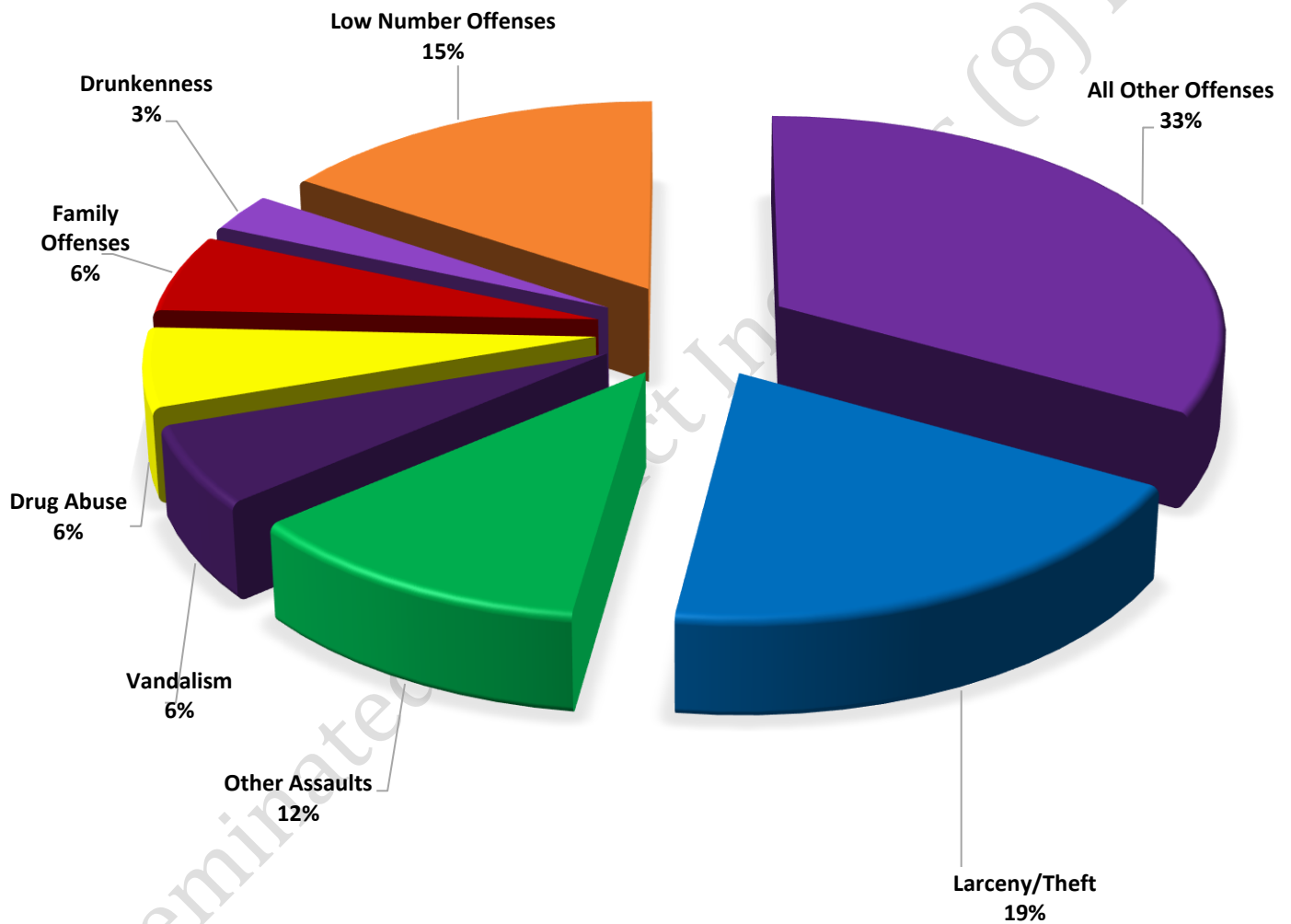
On page two, in the interest of space and allowing for easier viewing, the category titled 'Low Number Offenses' include CompStat and Extended CompStat Offenses from page one that have totals under the amount of 25.

Offenses

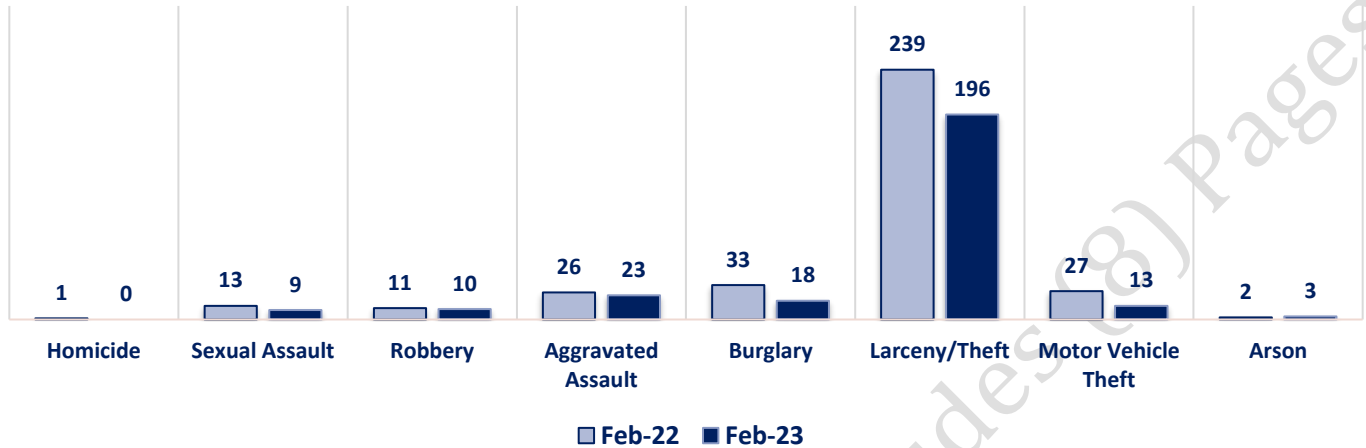
COMPSTAT OFFENSES	VIOLENT	Offense	Feb-22	Feb-23	EXTENDED COMPSTAT OFFENSES
		Homicide	1	0	
		Sexual Assault	13	9	
		Robbery	11	10	
		Aggravated Assault	26	23	
		Burglary	33	18	
		Larceny/Theft	239	196	
		Motor Vehicle Theft	27	13	
		Arson	2	3	
NON-UCR OFFENSES	PROPERTY	COMPSTAT TOTALS	352	272	
		Ambulance Calls	56	66	
		Deaths	10	10	
		Missing Persons	18	8	
		Suicides	0	0	
		Suspicious Activity	41	35	
		Traffic Accidents	112	104	
		All Other	405	353	
		NON-UCR TOTALS	642	576	
TOTALS		COMPSTAT OFFENSES	352	272	
		EXTENDED COMPSTAT OFFENSES	836	757	
		NON-UCR OFFENSES	642	576	
		TOTAL	1830	1605	

OFFENSE	Feb-22	Feb-23
Other Assaults	120	120
Forgery/Counterfeiting	12	4
Fraud	31	25
Embezzlement	0	0
Stolen Property	4	7
Vandalism	72	61
Weapons	7	8
Prostitution	0	1
Sex Offenses	0	3
Drug Abuse	86	61
Gambling	0	0
Family Offenses	71	60
DUI	18	17
Liquor Laws	9	4
Drunkenness	28	29
Disorderly Conduct	27	16
All Other Offenses	350	341
Curfew/Loitering	1	0
EXTENDED COMPSTAT TOTALS	836	757

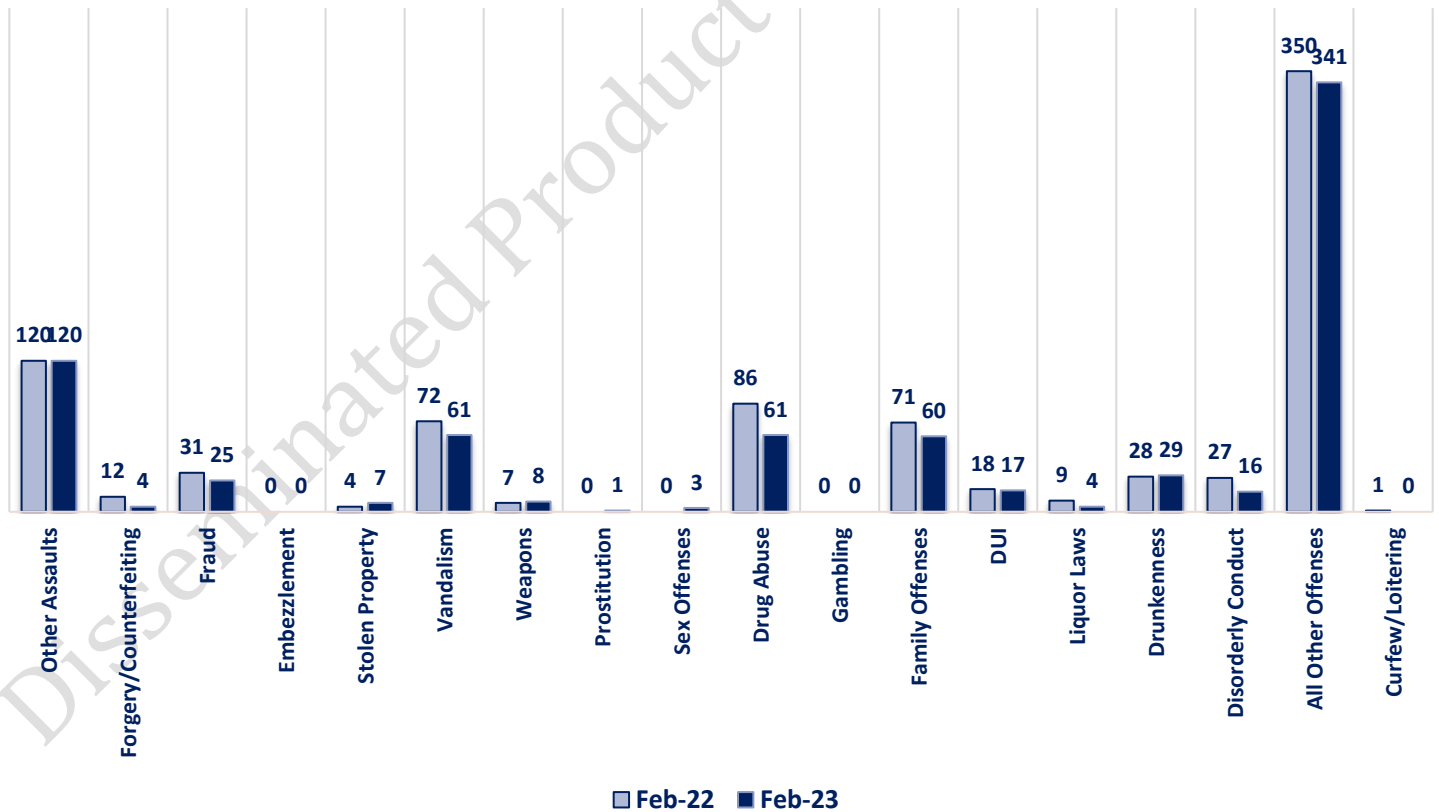
**FEBRUARY 2023 - COMPSTAT AND EXTENDED COMPSTAT
OFFENSE PERCENTAGES**



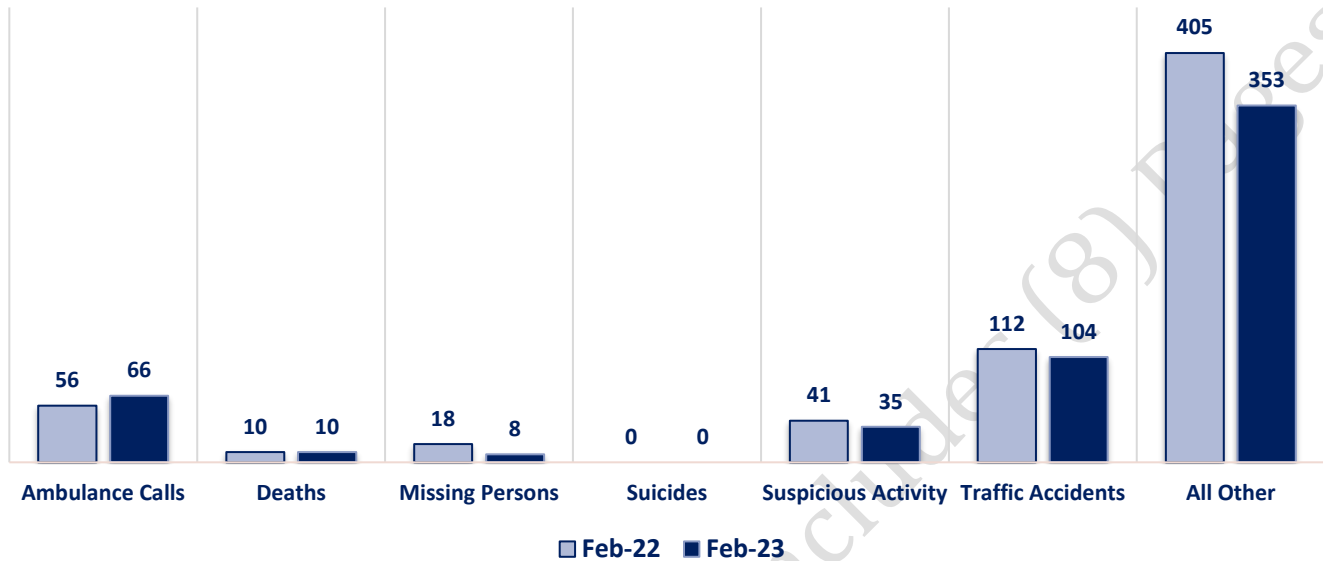
CompStat Offenses



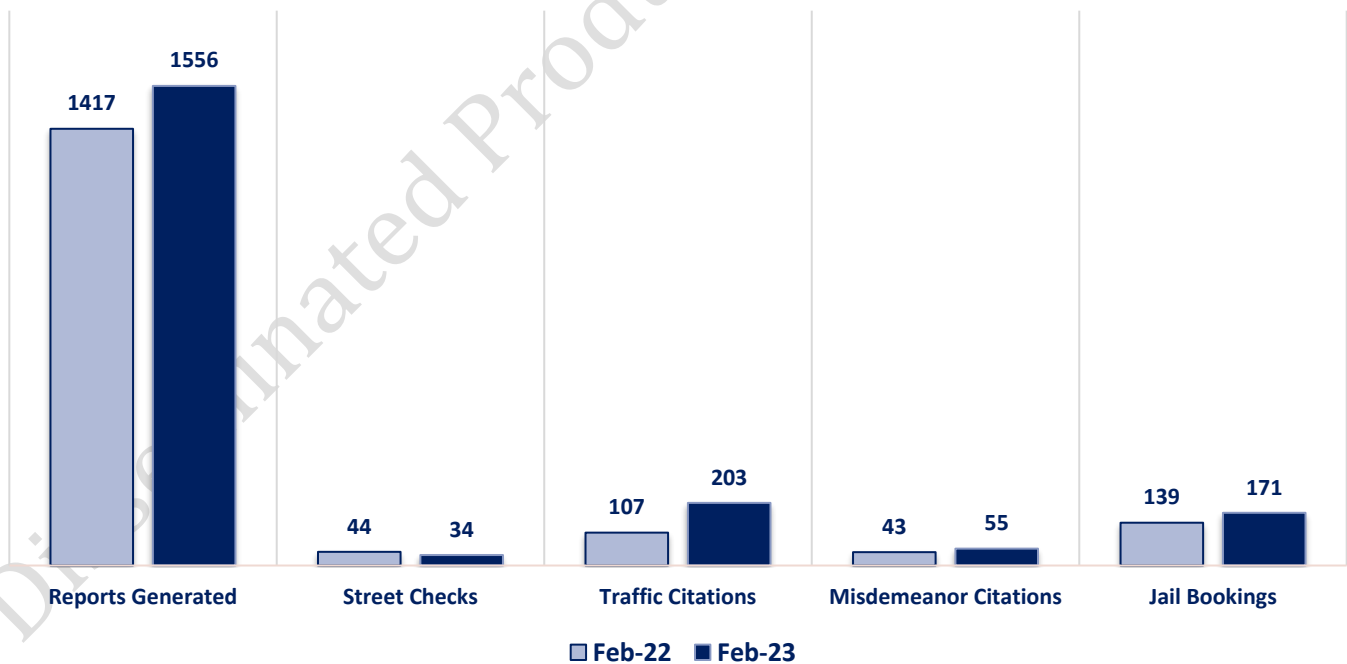
Extended CompStat Offenses



Non-UCR Offenses

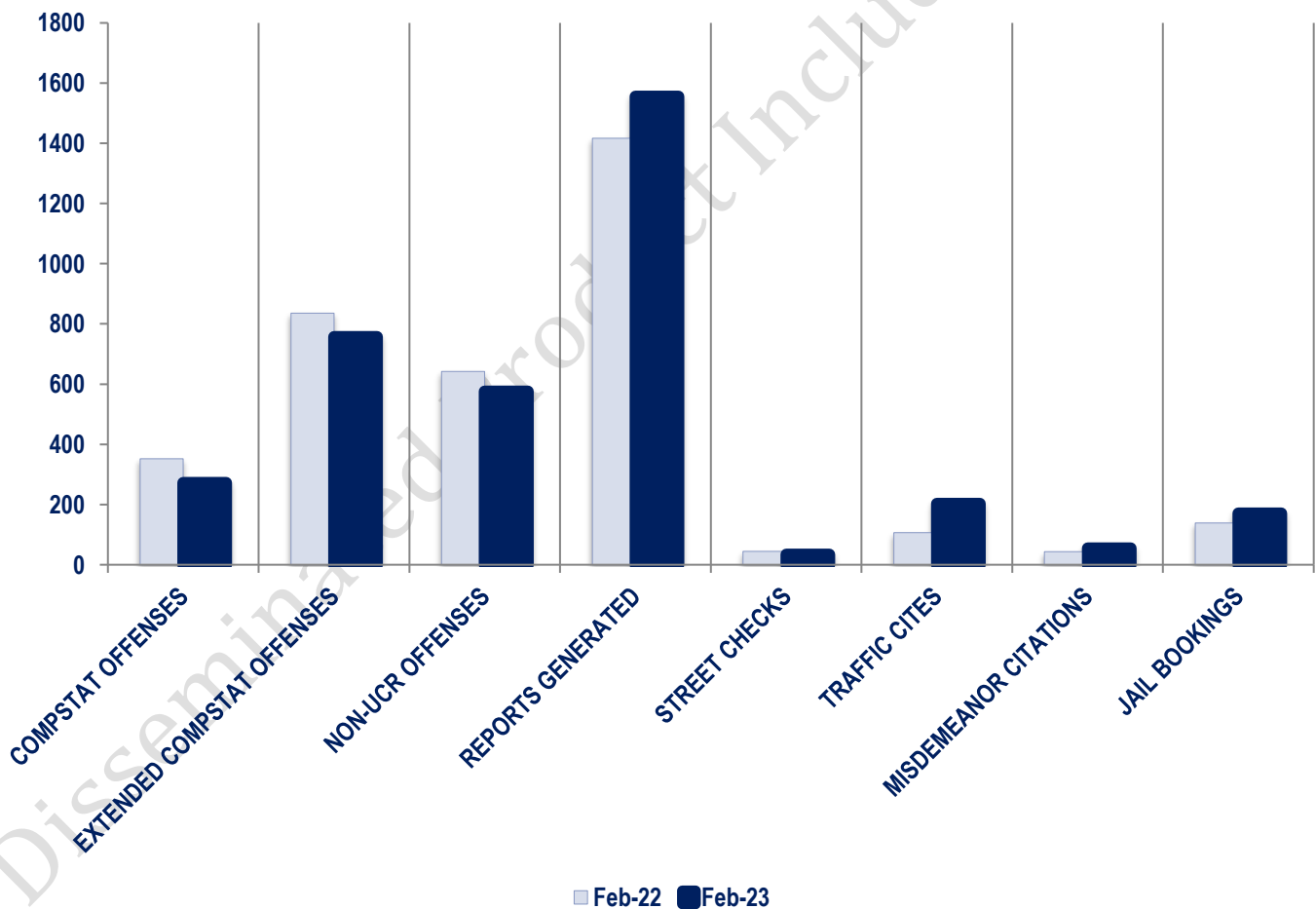


Other Event Totals



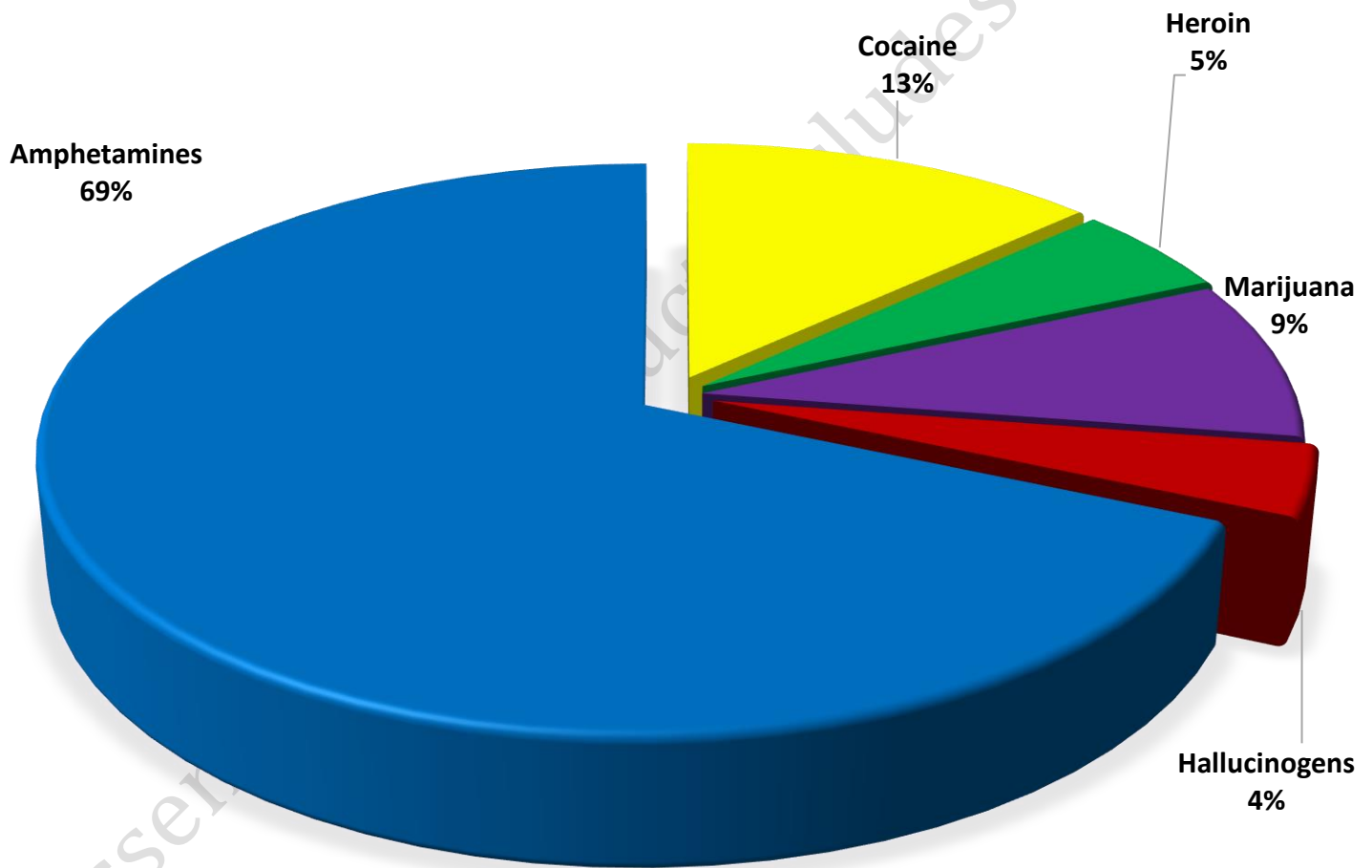
Combined Offense/Event Trends

	FEB 2022	FEB 2023
CompStat Offenses	352	272
Extended CompStat Offenses	836	757
Non-UCR Offenses	642	576
Reports Generated	1417	1556
Street Checks	44	34
Traffic Cites	107	203
Misdemeanor Citations	43	55
Jail Bookings	139	171



Seized Drugs

TYPE	DOSES	STREET VALUE
Cocaine	261.0	\$ 1,827.00
Heroin	102.0	\$ 759.90
Marijuana	180.1	\$ 597.85
Hallucinogens	80.1	\$ 160.15
Amphetamines	1356.1	\$ 9,492.70
TOTAL	1979.2	\$ 12,837.60



CompStat & Extended CompStat Offenses - One Year

