



CITY COUNCIL DISTRICT #4

MONTHLY OFFENSE SUMMARY

March 2023

These figures represent preliminary counts of original Police Incident Reports and include all offenses within the above listed City Council District only. Full statistical analysis to determine the confidence level of this data has not been performed. The results contained herein are approximate in relation to the listed area and may not fully coincide with data shown in other areas of SLCPD's Crime Statistics page such as Calls for Service, Crimes Trending, and Crime Reports due to and reflective of departmental procedures that were in place at the time the event occurred and the date this data was compiled. Results displayed are not distinguished as attempted or completed crimes, do not include other calls for police service, and only represent police service where a report was made. Police Incident Reports are classified by primary offense categories as defined by the Uniform Crime Reporting (UCR) system, however for this report all offenses are included, and each incident may have more than one offense listed on it. In cases where there is more than one offense listed, all offenses are counted individually. Although every reasonable verification effort is made, the accuracy of any data is subject to the constraints of the report generation process as well as the manner, format, and point in time of any query.

COMPSTAT OFFENSES: (Part I)

Chosen by the FBI as Part I Offenses because they are serious crimes that occur with regularity in all areas of the country and are likely to be reported to Police.

EXTENDED COMPSTAT OFFENSES: (Part II)

All other crimes other than the eight CompStat Offenses. The Uniform Crime Reporting Program gathers only arrest data for these offenses, however, SLCPD results displayed in this document display all of these, regardless of the presence of arrest data.

ALL OTHER OFFENSES:

Under the Extended CompStat Offense section, 'All Other Offenses' include Peeping Tom, Trespass, Kidnap/Abduction, Pornography, Extortion/Blackmail, Bribery, Warrants, Sexual Offenses, Obstruction, Public Peace, and Hit & Run.

NON-UCR OFFENSES:

Non-UCR Offenses include reports for all other offenses not classified as a CompStat or Extended CompStat Offense. Results displayed separate some of these offenses such as Ambulance Calls, Deaths, Missing Persons, Suicides, Suspicious Activity, and Traffic Accidents.

ALL OTHER NON-UCR:

Under the Non-UCR category, 'All Other' include the remainder of offenses not classified as CompStat or CompStat Extended and not separated from the Non-UCR Offenses. These include things such as Loud Parties, Barking Dogs, Mentally Ill Subjects, Citizen Assistance, etc.

LOW NUMBER OFFENSES:

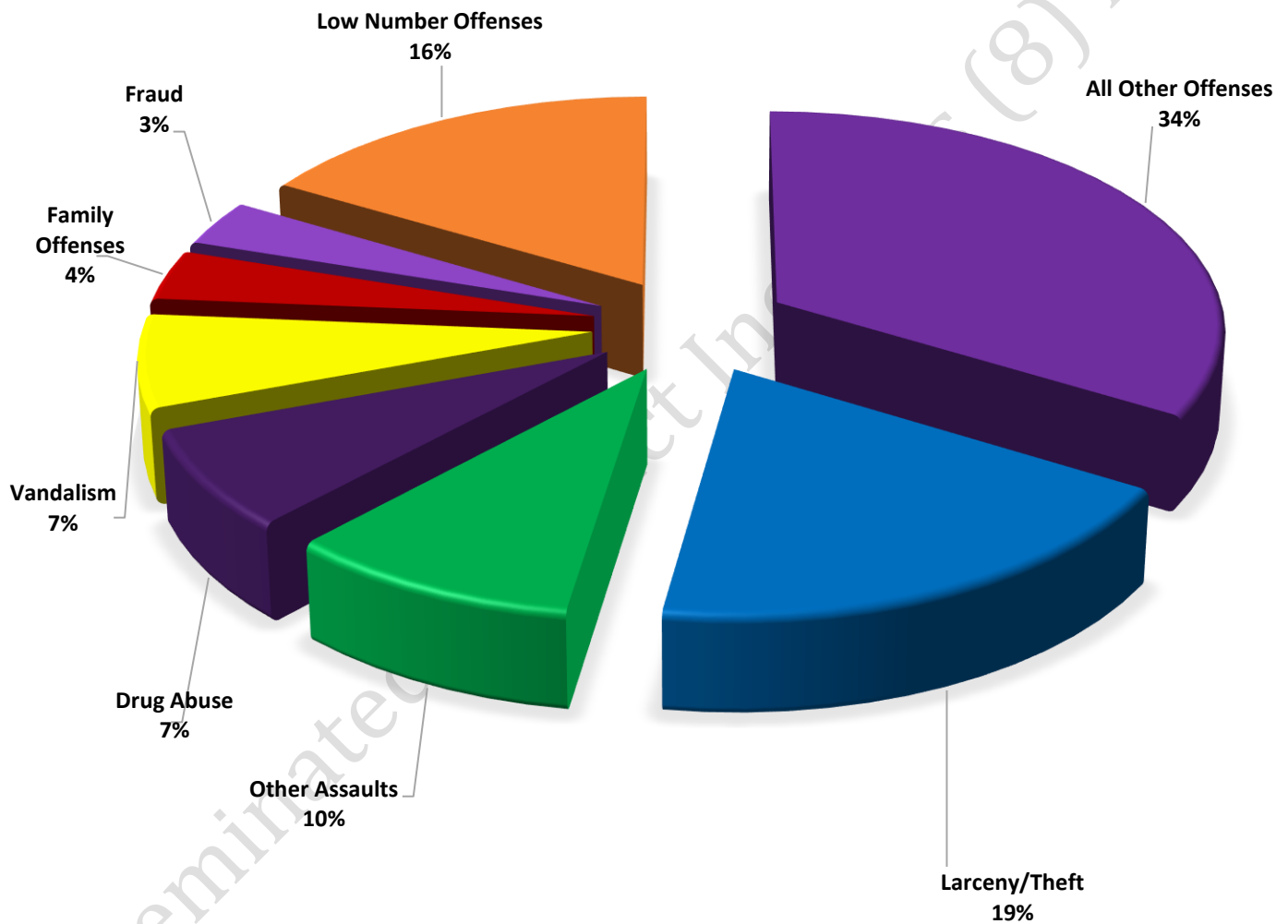
On page two, in the interest of space and allowing for easier viewing, the category titled 'Low Number Offenses' include CompStat and Extended CompStat Offenses from page one that have totals under the amount of 30.

Offenses

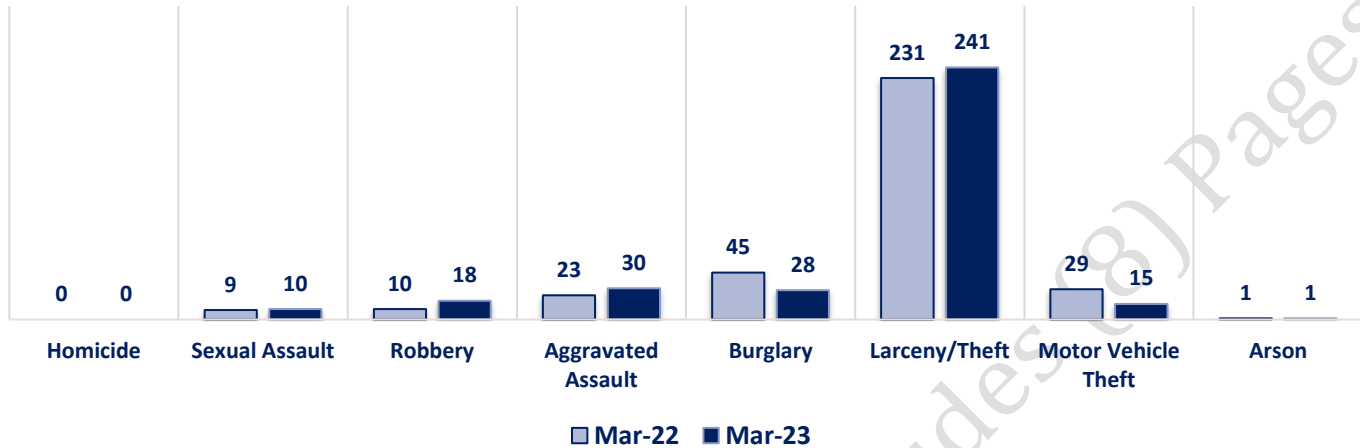
COMPSTAT OFFENSES	VIOLENT	Offense	Mar-22	Mar-23	EXTENDED COMPSTAT OFFENSES
		Homicide	0	0	
		Sexual Assault	9	10	
		Robbery	10	18	
		Aggravated Assault	23	30	
		Burglary	45	28	
		Larceny/Theft	231	241	
		Motor Vehicle Theft	29	15	
		Arson	1	1	
NON-UCR OFFENSES	PROPERTY	COMPSTAT TOTALS	348	343	
		Ambulance Calls	65	93	
		Deaths	11	4	
		Missing Persons	14	23	
		Suicides	0	2	
		Suspicious Activity	49	28	
		Traffic Accidents	123	119	
		All Other	432	424	
		NON-UCR TOTALS	694	693	
TOTALS		COMPSTAT OFFENSES	348	343	
		EXTENDED COMPSTAT OFFENSES	907	941	
		NON-UCR OFFENSES	694	693	
		TOTAL	1949	1977	

OFFENSE	Mar-22	Mar-23
Other Assaults	120	123
Forgery/Counterfeiting	8	7
Fraud	53	44
Embezzlement	1	0
Stolen Property	10	7
Vandalism	72	89
Weapons	14	14
Prostitution	0	0
Sex Offenses	7	6
Drug Abuse	119	95
Gambling	0	0
Family Offenses	51	48
DUI	23	19
Liquor Laws	6	4
Drunkenness	27	26
Disorderly Conduct	33	27
All Other Offenses	363	432
Curfew/Loitering	0	0
EXTENDED COMPSTAT TOTALS	907	941

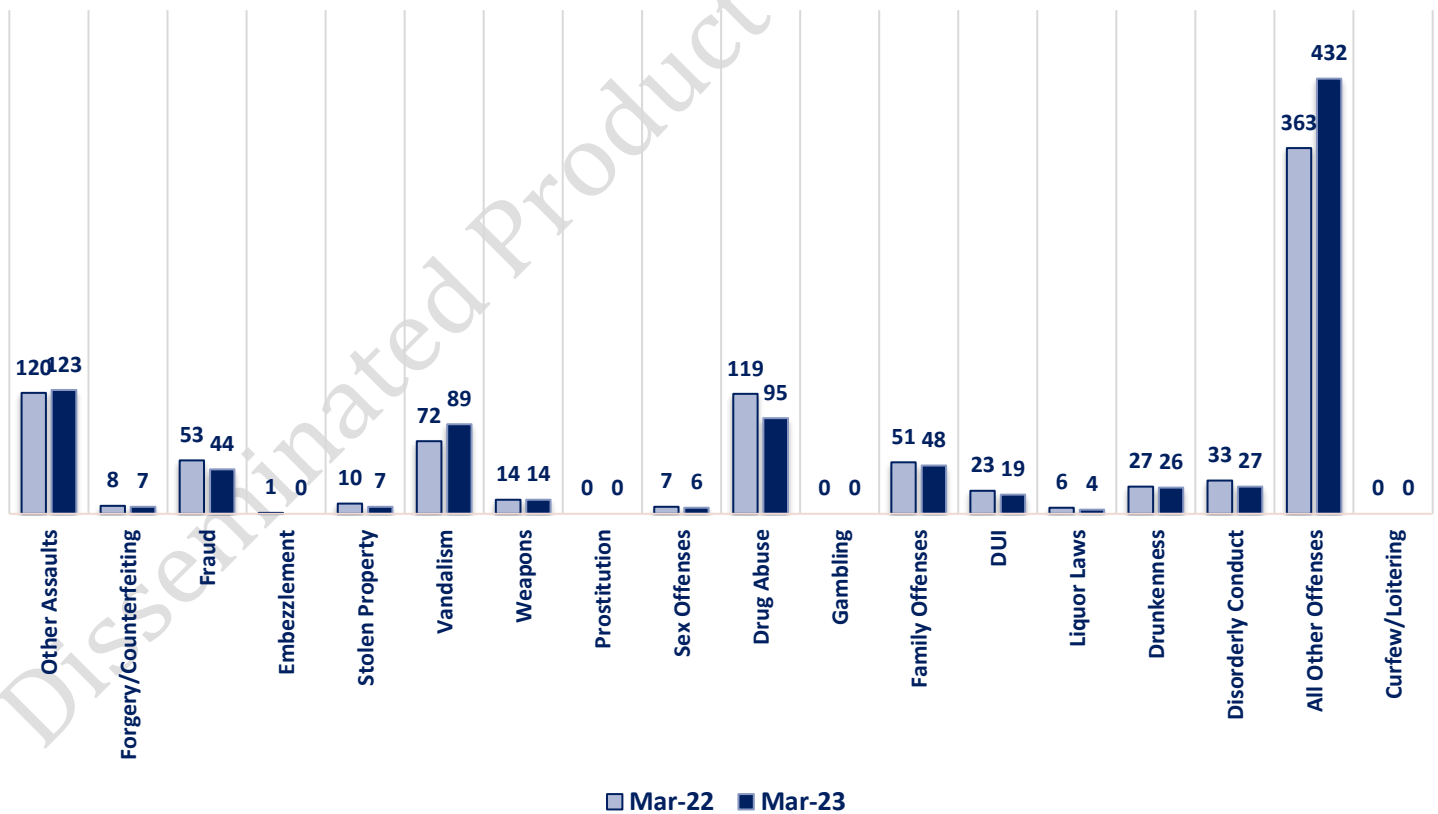
**FEBRUARY 2023 - COMPSTAT AND EXTENDED COMPSTAT
OFFENSE PERCENTAGES**



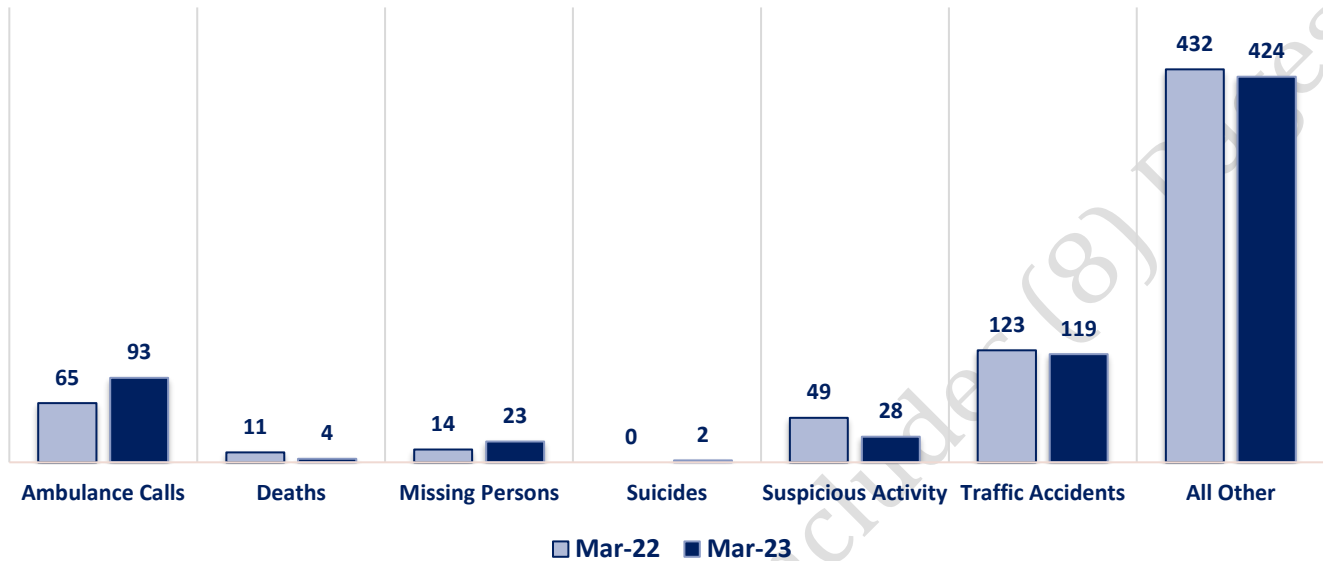
CompStat Offenses



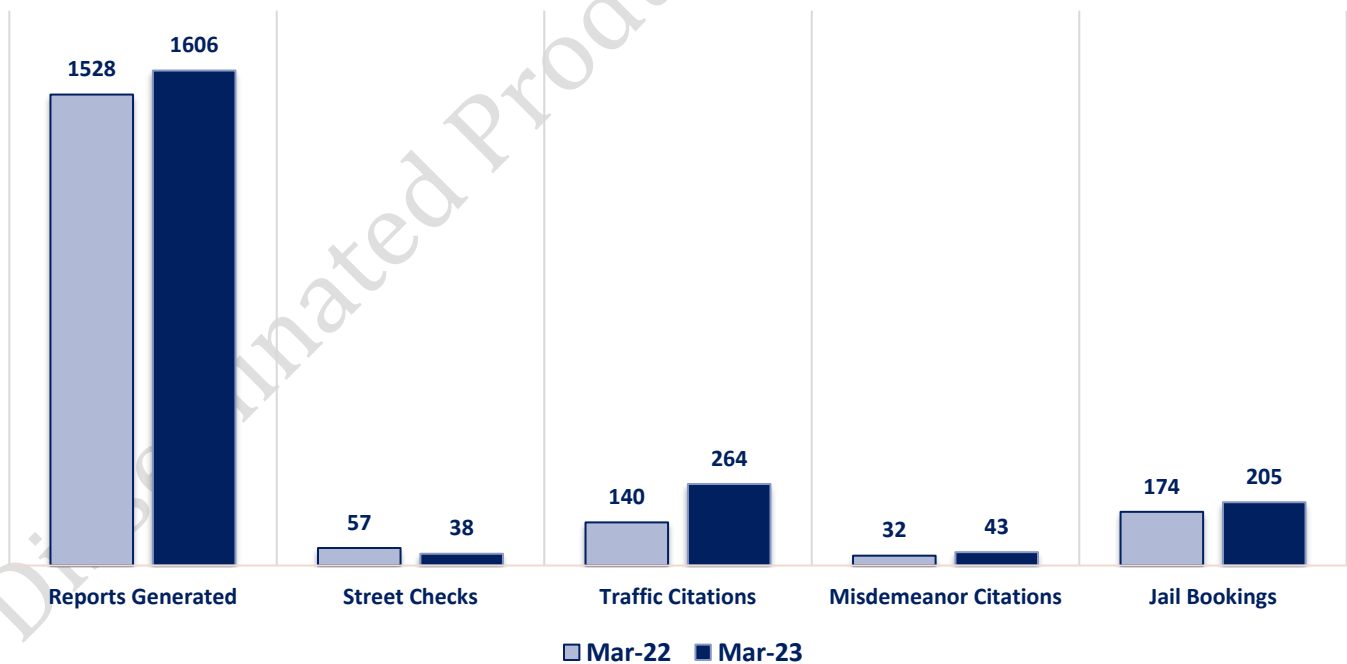
Extended CompStat Offenses



Non-UCR Offenses

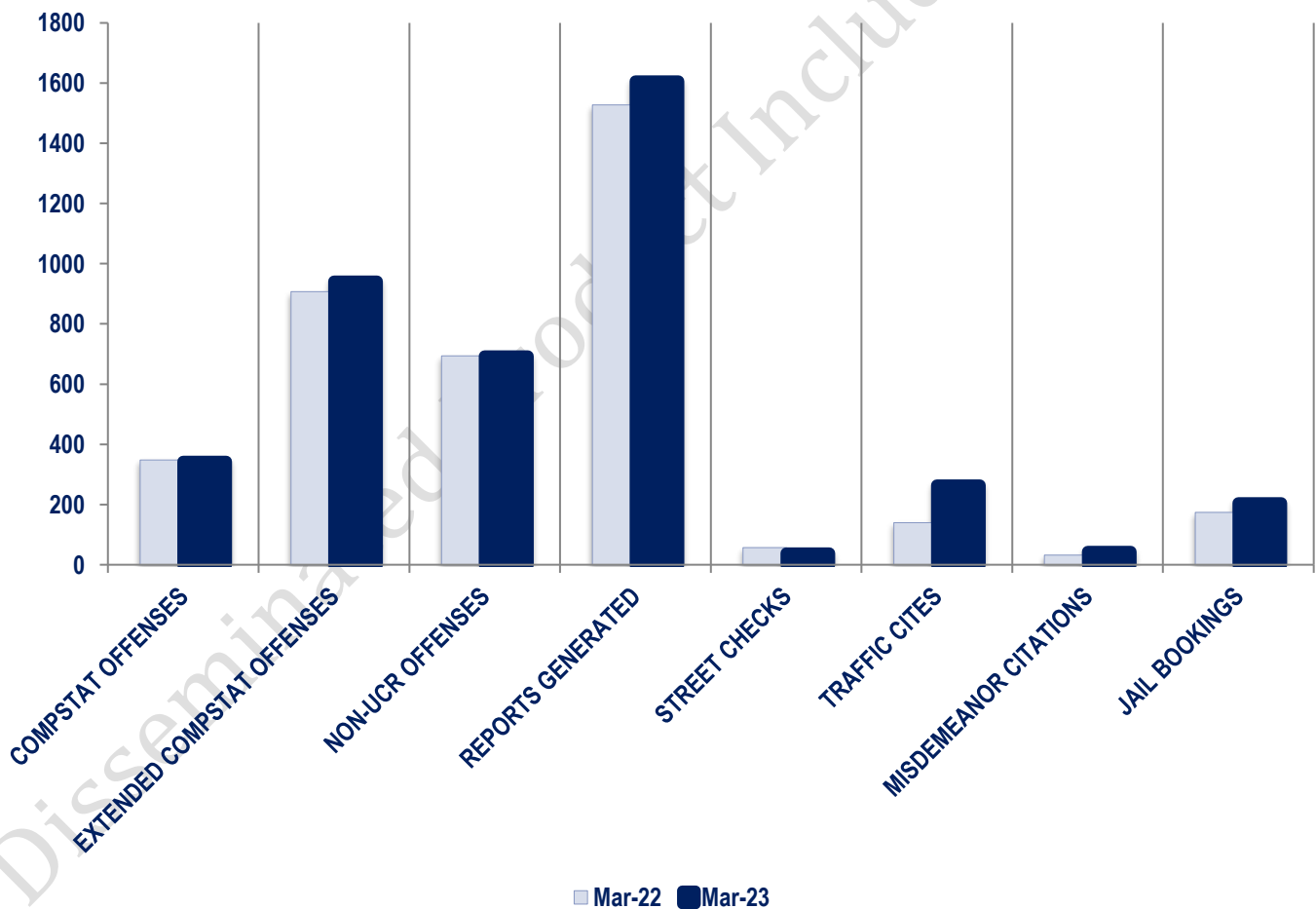


Other Event Totals



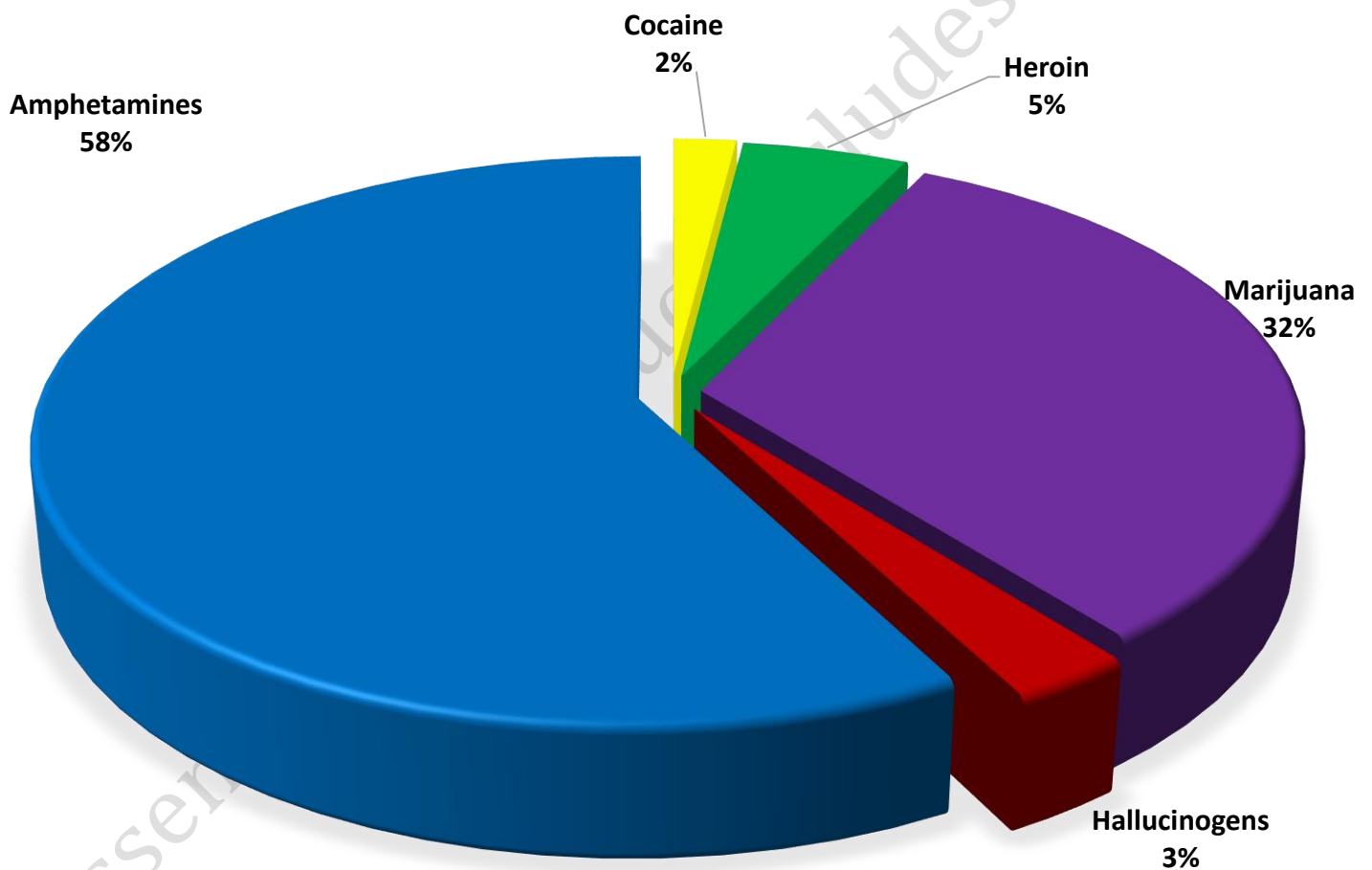
Combined Offense/Event Trends

	Mar-22	Mar-23
CompStat Offenses	348	343
Extended CompStat Offenses	907	941
Non-UCR Offenses	694	693
Reports Generated	1528	1606
Street Checks	57	38
Traffic Cites	140	264
Misdemeanor Citations	32	43
Jail Bookings	174	205



Seized Drugs

TYPE	DOSES	STREET VALUE
Cocaine	50.0	\$ 350.00
Heroin	132.1	\$ 984.15
Marijuana	816.3	\$ 2,710.21
Hallucinogens	72.8	\$ 145.68
Amphetamines	1465.0	\$ 10,255.00
TOTAL	2536.3	\$ 14,445.04



CompStat & Extended CompStat Offenses - One Year

