



CITY COUNCIL DISTRICT #5

MONTHLY OFFENSE SUMMARY

April 2023

These figures represent preliminary counts of original Police Incident Reports and include all offenses within the above listed City Council District only. Full statistical analysis to determine the confidence level of this data has not been performed. The results contained herein are approximate in relation to the listed area and may not fully coincide with data shown in other areas of SLCPD's Crime Statistics page such as Calls for Service, Crimes Trending, and Crime Reports due to and reflective of departmental procedures that were in place at the time the event occurred and the date this data was compiled. Results displayed are not distinguished as attempted or completed crimes, do not include other calls for police service, and only represent police service where a report was made. Police Incident Reports are classified by primary offense categories as defined by the Uniform Crime Reporting (UCR) system, however for this report all offenses are included, and each incident may have more than one offense listed on it. In cases where there is more than one offense listed, all offenses are counted individually. Although every reasonable verification effort is made, the accuracy of any data is subject to the constraints of the report generation process as well as the manner, format, and point in time of any query.

COMPSTAT OFFENSES: (Part I)

Chosen by the FBI as Part I Offenses because they are serious crimes that occur with regularity in all areas of the country and are likely to be reported to Police.

EXTENDED COMPSTAT OFFENSES: (Part II)

All other crimes other than the eight CompStat Offenses. The Uniform Crime Reporting Program gathers only arrest data for these offenses, however, SLCPD results displayed in this document display all of these, regardless of the presence of arrest data.

ALL OTHER OFFENSES:

Under the Extended CompStat Offense section, 'All Other Offenses' include Peeping Tom, Trespass, Kidnap/Abduction, Pornography, Extortion/Blackmail, Bribery, Warrants, Sexual Offenses, Obstruction, Public Peace, and Hit & Run.

NON-UCR OFFENSES:

Non-UCR Offenses include reports for all other offenses not classified as a CompStat or Extended CompStat Offense. Results displayed separate some of these offenses such as Ambulance Calls, Deaths, Missing Persons, Suicides, Suspicious Activity, and Traffic Accidents.

ALL OTHER NON-UCR:

Under the Non-UCR category, 'All Other' include the remainder of offenses not classified as CompStat or CompStat Extended and not separated from the Non-UCR Offenses. These include things such as Loud Parties, Barking Dogs, Mentally Ill Subjects, Citizen Assistance, etc.

LOW NUMBER OFFENSES:

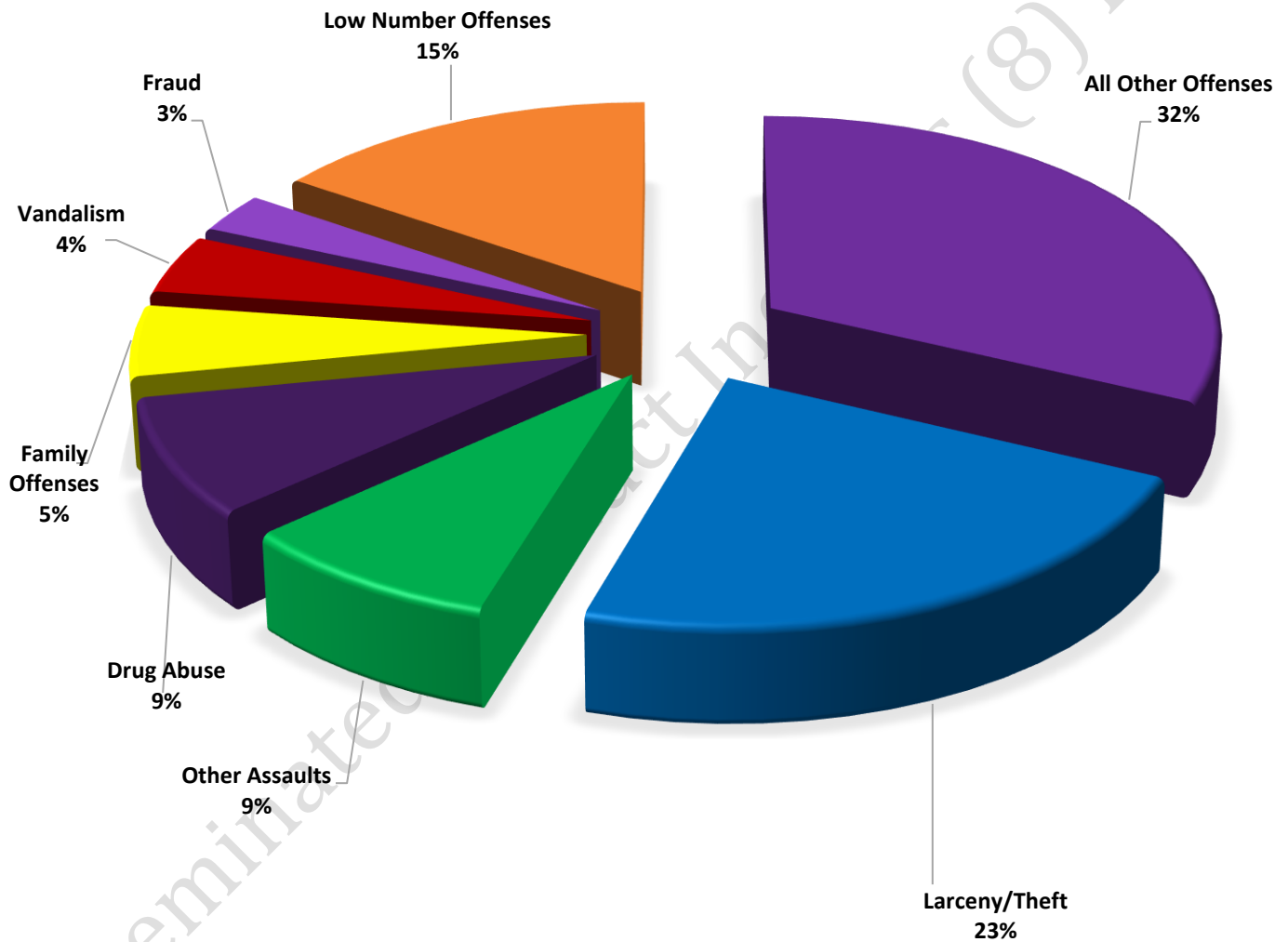
On page two, in the interest of space and allowing for easier viewing, the category titled 'Low Number Offenses' include CompStat and Extended CompStat Offenses from page one that have totals under the amount of 19.

Offenses

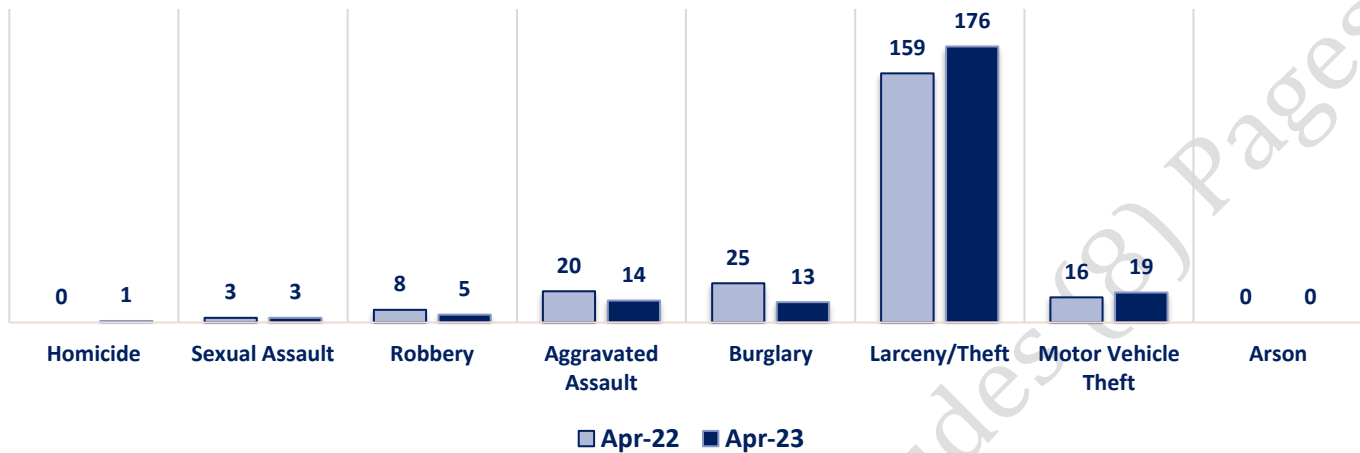
COMPSTAT OFFENSES	VIOLENT	Offense	Apr-22	Apr-23	EXTENDED COMPSTAT OFFENSES
		Homicide	0	1	
		Sexual Assault	3	3	
		Robbery	8	5	
		Aggravated Assault	20	14	
		Burglary	25	13	
		Larceny/Theft	159	176	
		Motor Vehicle Theft	16	19	
		Arson	0	0	
NON-UCR OFFENSES	PROPERTY	COMPSTAT TOTALS	231	231	
		Ambulance Calls	43	36	
		Deaths	5	4	
		Missing Persons	10	8	
		Suicides	0	0	
		Suspicious Activity	37	24	
		Traffic Accidents	65	65	
		All Other	206	246	
		NON-UCR TOTALS	366	383	
TOTALS		COMPSTAT OFFENSES	231	231	
		EXTENDED COMPSTAT OFFENSES	527	546	
		NON-UCR OFFENSES	366	383	
		TOTAL	1124	1160	

OFFENSE	Apr-22	Apr-23
Other Assaults	68	67
Forgery/Counterfeiting	2	4
Fraud	23	23
Embezzlement	0	0
Stolen Property	9	9
Vandalism	42	34
Weapons	12	8
Prostitution	2	6
Sex Offenses	2	2
Drug Abuse	79	67
Gambling	0	0
Family Offenses	43	41
DUI	15	11
Liquor Laws	1	3
Drunkenness	12	9
Disorderly Conduct	12	13
All Other Offenses	205	249
Curfew/Loitering	0	0
EXTENDED COMPSTAT TOTALS	527	546

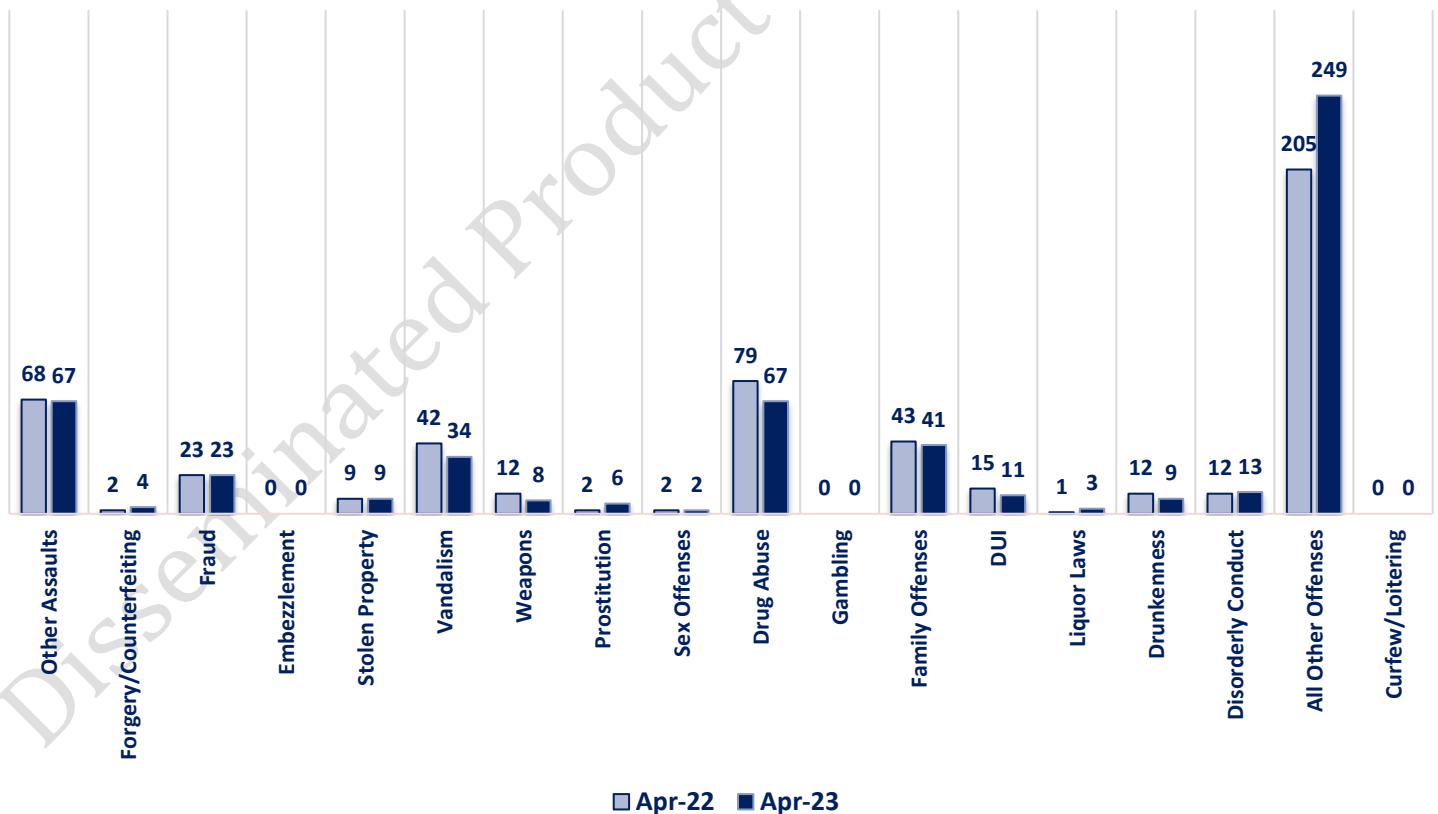
APRIL 2023 - COMPSTAT AND EXTENDED COMPSTAT OFFENSE PERCENTAGES



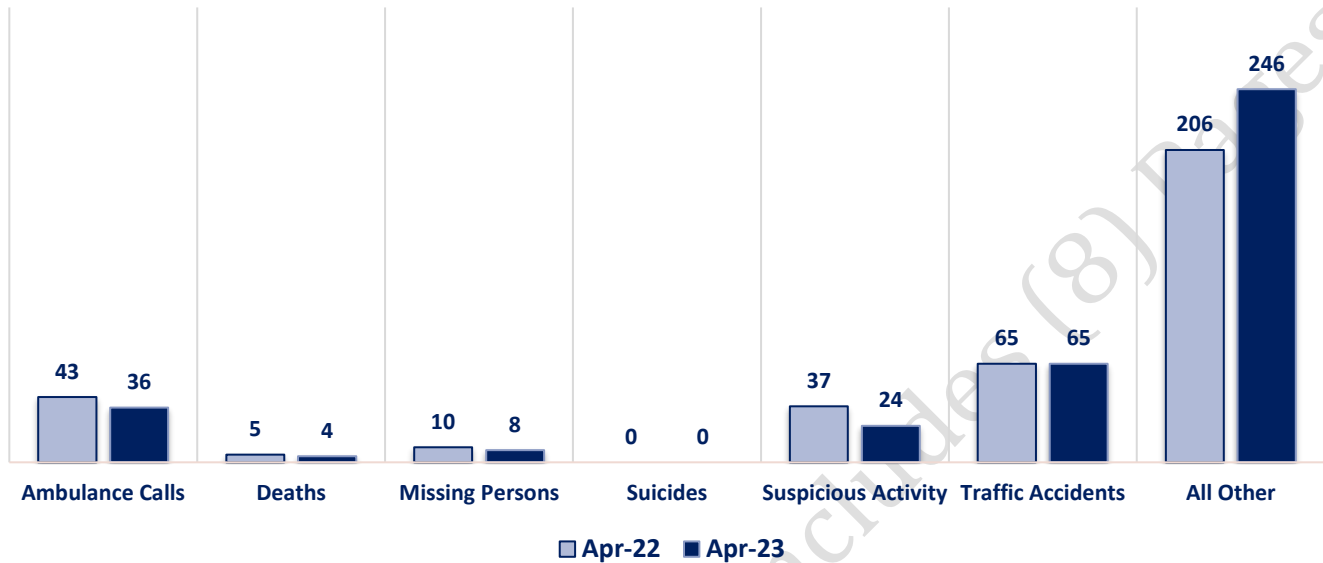
CompStat Offenses



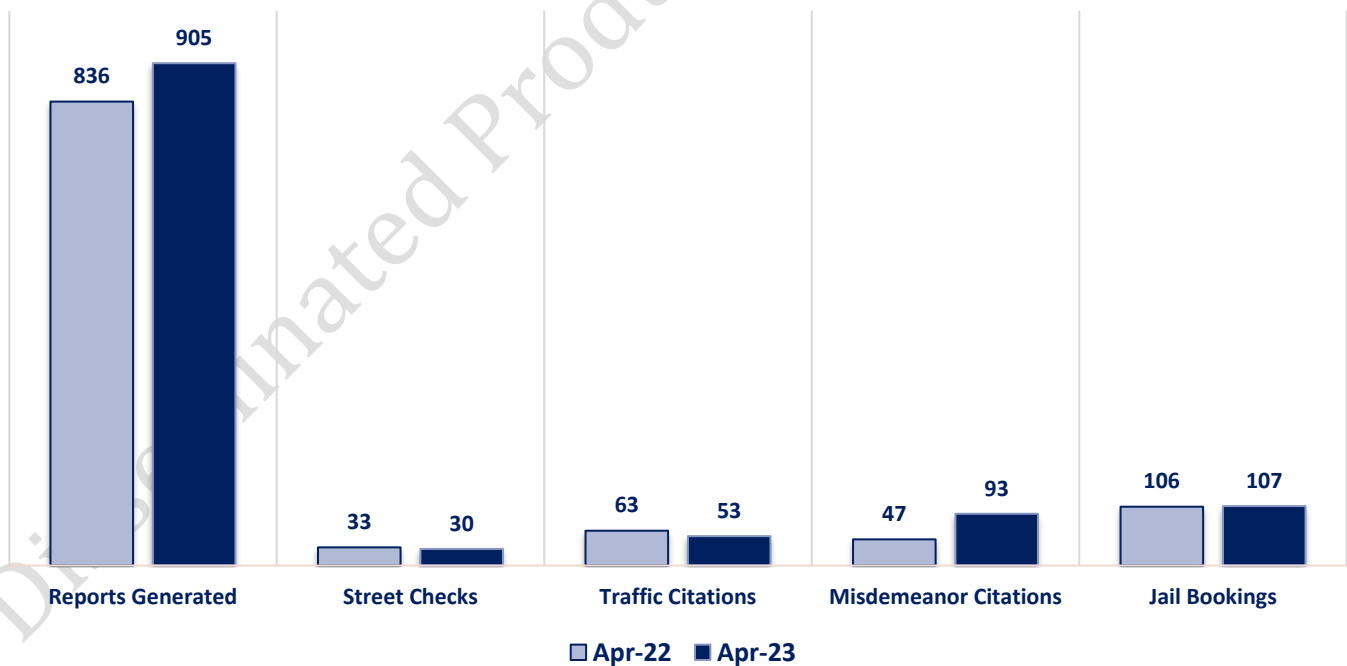
Extended CompStat Offenses



Non-UCR Offenses

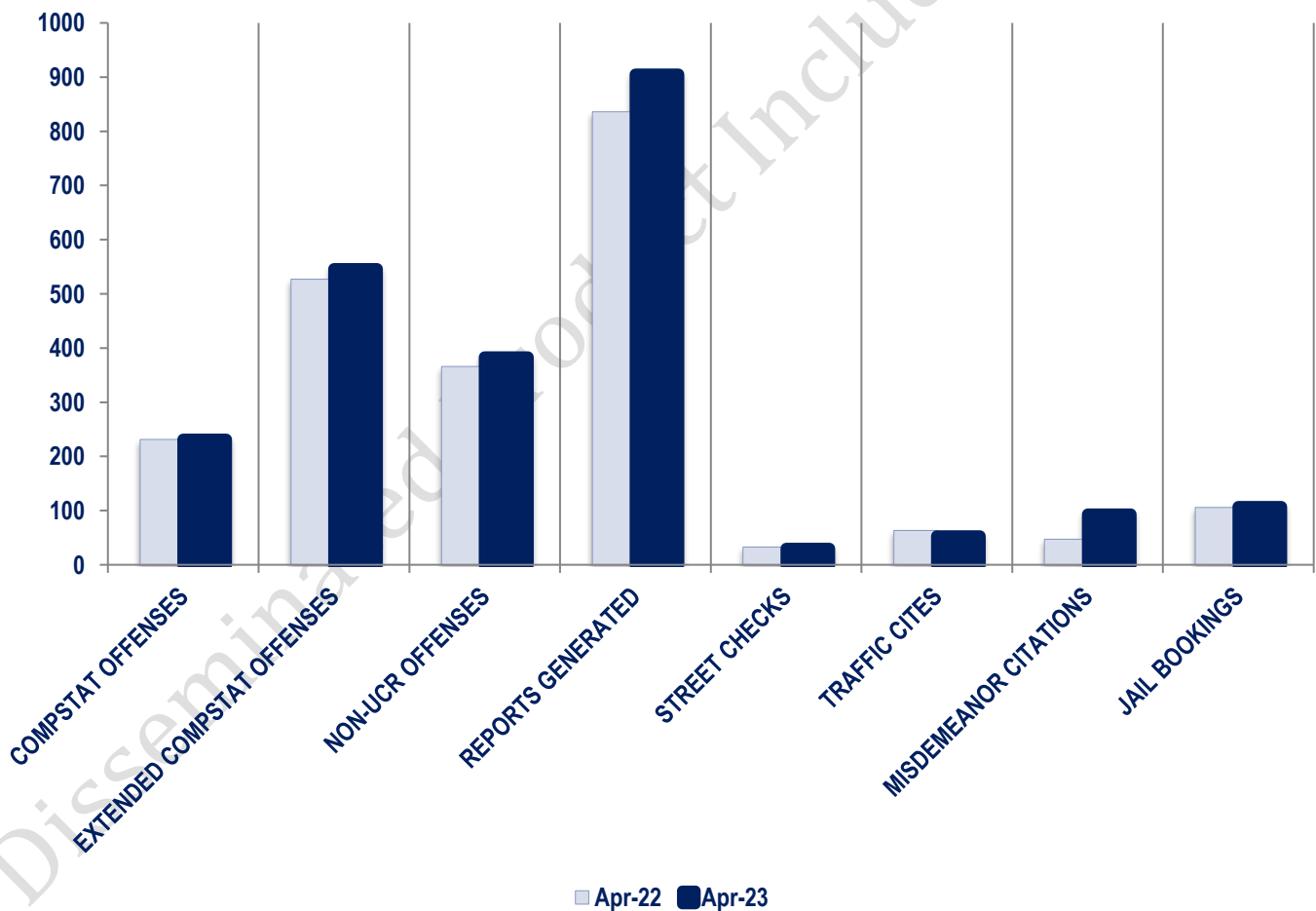


Other Event Totals



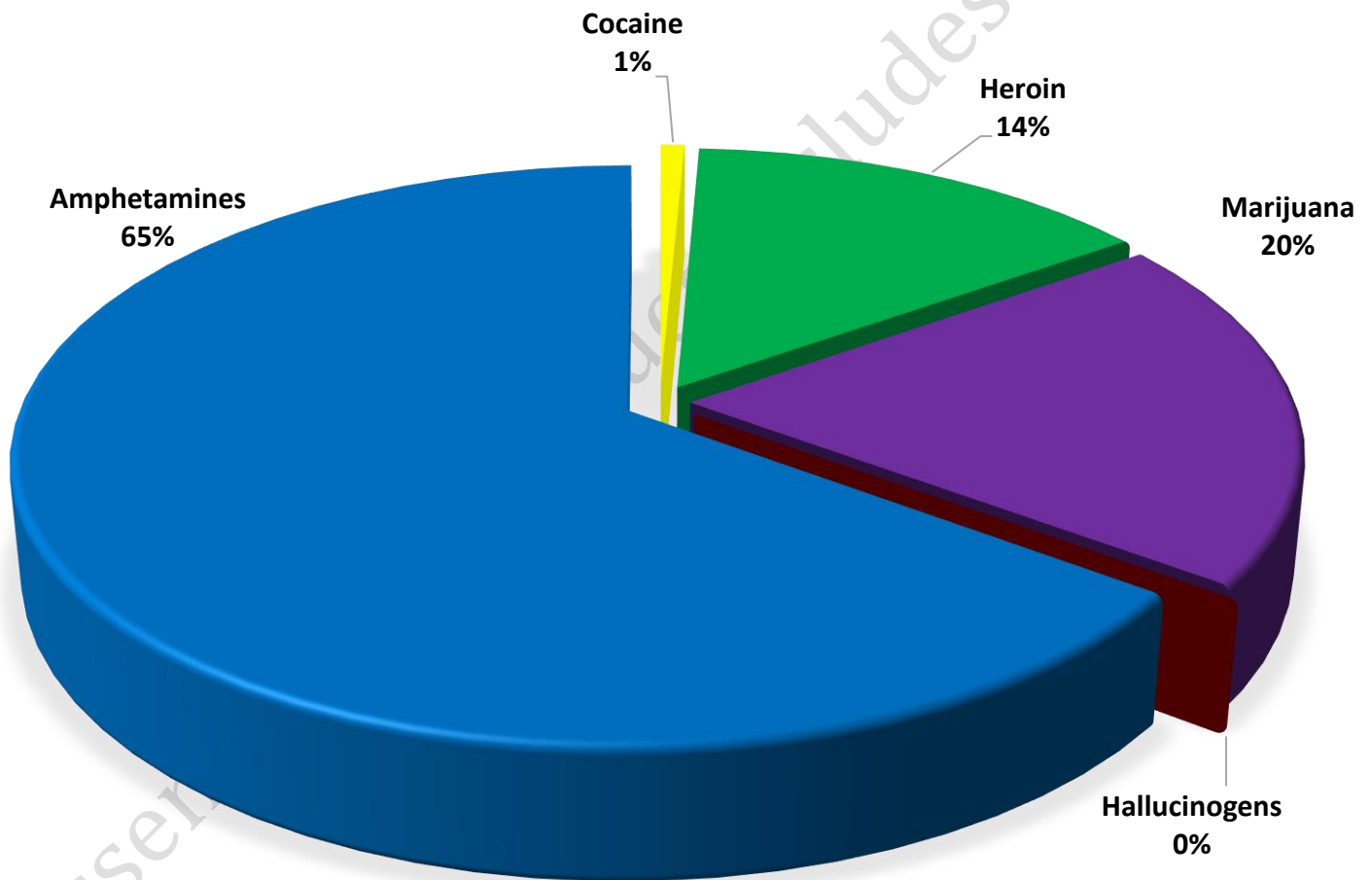
Combined Offense/Event Trends

	Apr-22	Apr-23
CompStat Offenses	231	231
Extended CompStat Offenses	527	546
Non-UCR Offenses	366	383
Reports Generated	836	905
Street Checks	33	30
Traffic Cites	63	53
Misdemeanor Citations	47	93
Jail Bookings	106	107



Seized Drugs

TYPE	DOSES	STREET VALUE
Cocaine	10.0	\$ 70.00
Heroin	195.9	\$ 1,459.46
Marijuana	268.9	\$ 892.69
Hallucinogens	0.0	\$ -
Amphetamines	878.0	\$ 6,146.00
TOTAL	1352.8	\$ 8,568.15



CompStat & Extended CompStat Offenses - One Year

