



CITY COUNCIL DISTRICT #5

MONTHLY OFFENSE SUMMARY

February 2023

These figures represent preliminary counts of original Police Incident Reports and include all offenses within the above listed City Council District only. Full statistical analysis to determine the confidence level of this data has not been performed. The results contained herein are approximate in relation to the listed area and may not fully coincide with data shown in other areas of SLCPD's Crime Statistics page such as Calls for Service, Crimes Trending, and Crime Reports due to and reflective of departmental procedures that were in place at the time the event occurred and the date this data was compiled. Results displayed are not distinguished as attempted or completed crimes, do not include other calls for police service, and only represent police service where a report was made. Police Incident Reports are classified by primary offense categories as defined by the Uniform Crime Reporting (UCR) system, however for this report all offenses are included, and each incident may have more than one offense listed on it. In cases where there is more than one offense listed, all offenses are counted individually. Although every reasonable verification effort is made, the accuracy of any data is subject to the constraints of the report generation process as well as the manner, format, and point in time of any query.

COMPSTAT OFFENSES: (Part I)

Chosen by the FBI as Part I Offenses because they are serious crimes that occur with regularity in all areas of the country and are likely to be reported to Police.

EXTENDED COMPSTAT OFFENSES: (Part II)

All other crimes other than the eight CompStat Offenses. The Uniform Crime Reporting Program gathers only arrest data for these offenses, however, SLCPD results displayed in this document display all of these, regardless of the presence of arrest data.

ALL OTHER OFFENSES:

Under the Extended CompStat Offense section, 'All Other Offenses' include Peeping Tom, Trespass, Kidnap/Abduction, Pornography, Extortion/Blackmail, Bribery, Warrants, Sexual Offenses, Obstruction, Public Peace, and Hit & Run.

NON-UCR OFFENSES:

Non-UCR Offenses include reports for all other offenses not classified as a CompStat or Extended CompStat Offense. Results displayed separate some of these offenses such as Ambulance Calls, Deaths, Missing Persons, Suicides, Suspicious Activity, and Traffic Accidents.

ALL OTHER NON-UCR:

Under the Non-UCR category, 'All Other' include the remainder of offenses not classified as CompStat or CompStat Extended and not separated from the Non-UCR Offenses. These include things such as Loud Parties, Barking Dogs, Mentally Ill Subjects, Citizen Assistance, etc.

LOW NUMBER OFFENSES:

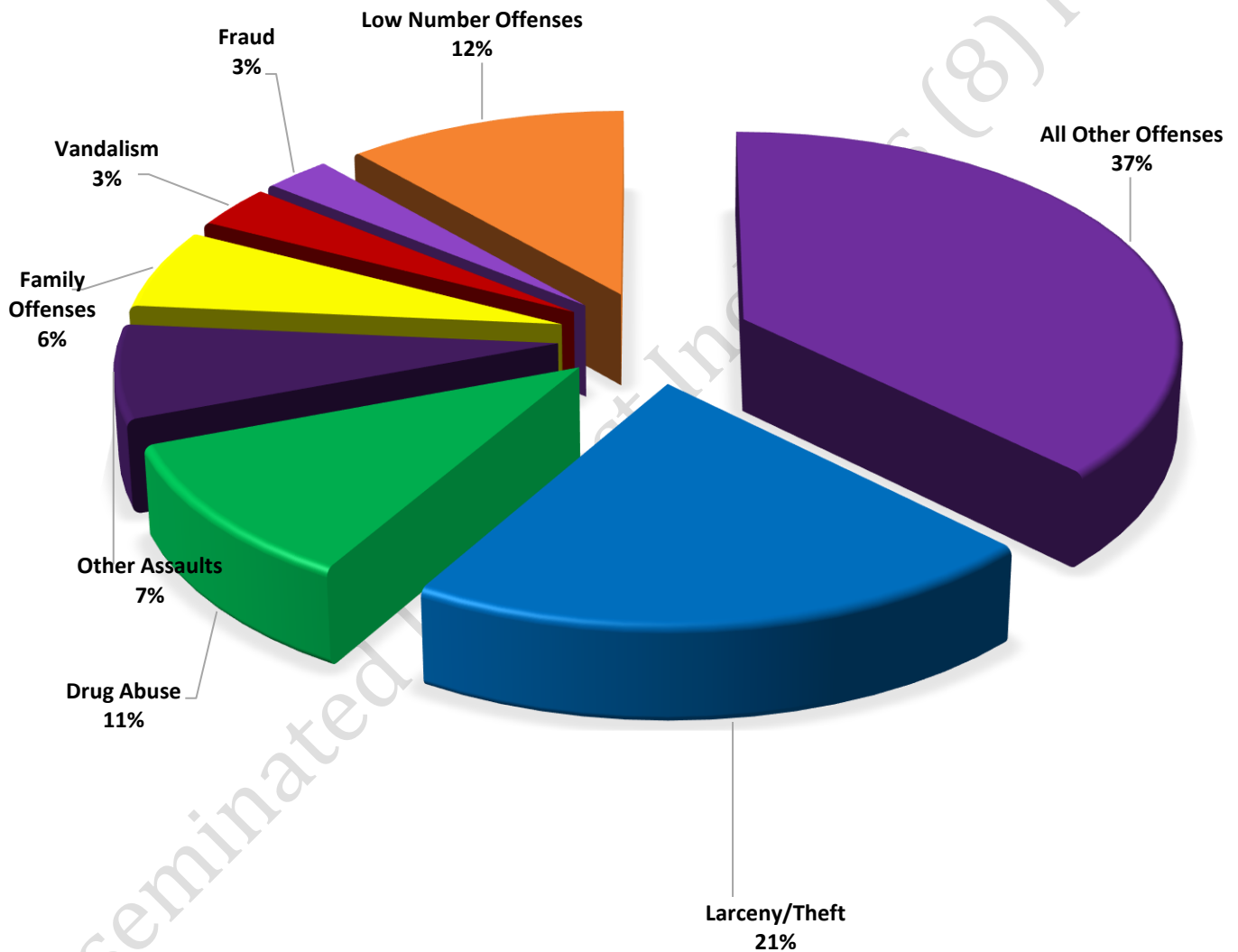
On page two, in the interest of space and allowing for easier viewing, the category titled 'Low Number Offenses' include CompStat and Extended CompStat Offenses from page one that have totals under the amount of 17.

Offenses

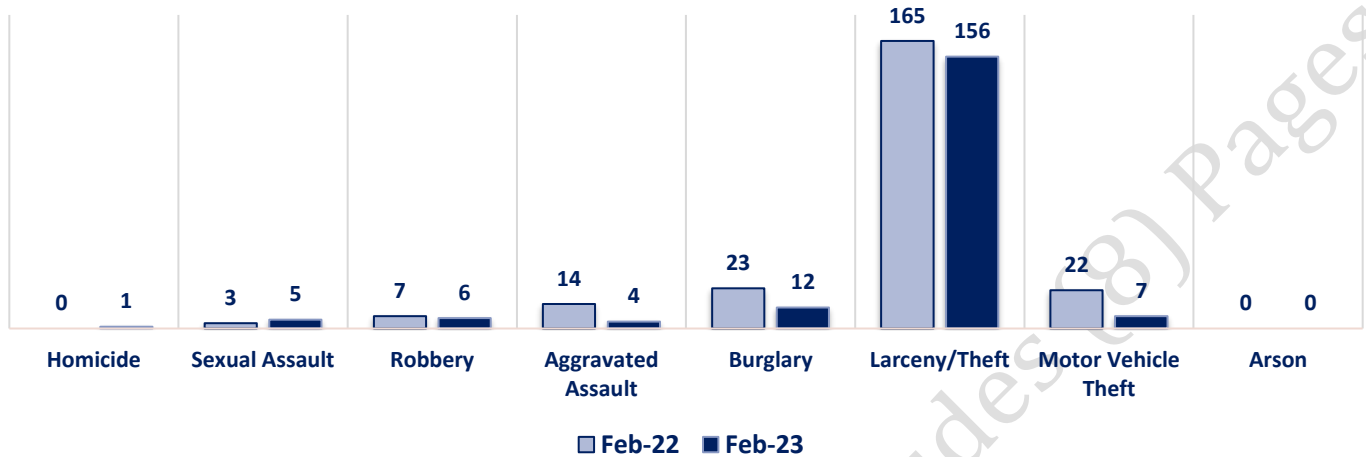
COMPSTAT OFFENSES	VIOLENT	Offense	Feb-22	Feb-23	EXTENDED COMPSTAT OFFENSES
		Homicide	0	1	
		Sexual Assault	3	5	
		Robbery	7	6	
		Aggravated Assault	14	4	
		Burglary	23	12	
		Larceny/Theft	165	156	
		Motor Vehicle Theft	22	7	
		Arson	0	0	
NON-UCR OFFENSES	PROPERTY	COMPSTAT TOTALS	234	191	
		Ambulance Calls	30	38	
		Deaths	2	6	
		Missing Persons	8	5	
		Suicides	0	0	
		Suspicious Activity	34	31	
		Traffic Accidents	52	51	
		All Other	202	213	
		NON-UCR TOTALS	328	344	
TOTALS		COMPSTAT OFFENSES	234	191	
		EXTENDED COMPSTAT OFFENSES	490	548	
		NON-UCR OFFENSES	328	344	
		TOTAL	1052	1083	

OFFENSE	Feb-22	Feb-23
Other Assaults	69	53
Forgery/Counterfeiting	2	2
Fraud	35	20
Embezzlement	0	0
Stolen Property	9	3
Vandalism	33	24
Weapons	7	10
Prostitution	0	0
Sex Offenses	5	0
Drug Abuse	50	80
Gambling	0	0
Family Offenses	57	45
DUI	5	3
Liquor Laws	0	4
Drunkenness	18	10
Disorderly Conduct	16	17
All Other Offenses	184	276
Curfew/Loitering	0	1
EXTENDED COMPSTAT TOTALS	490	548

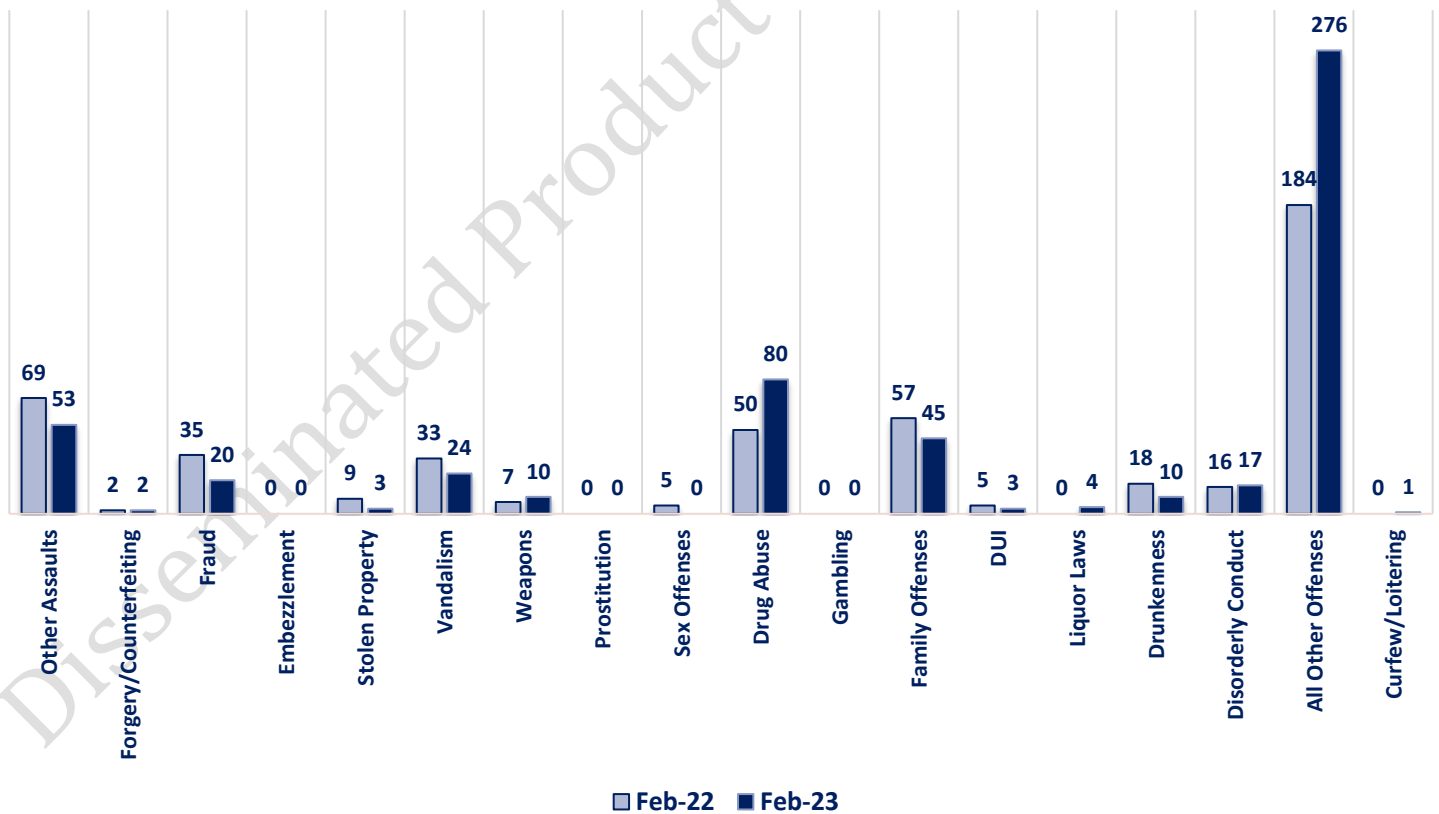
**FEBRUARY 2023 - COMPSTAT AND EXTENDED COMPSTAT
OFFENSE PERCENTAGES**



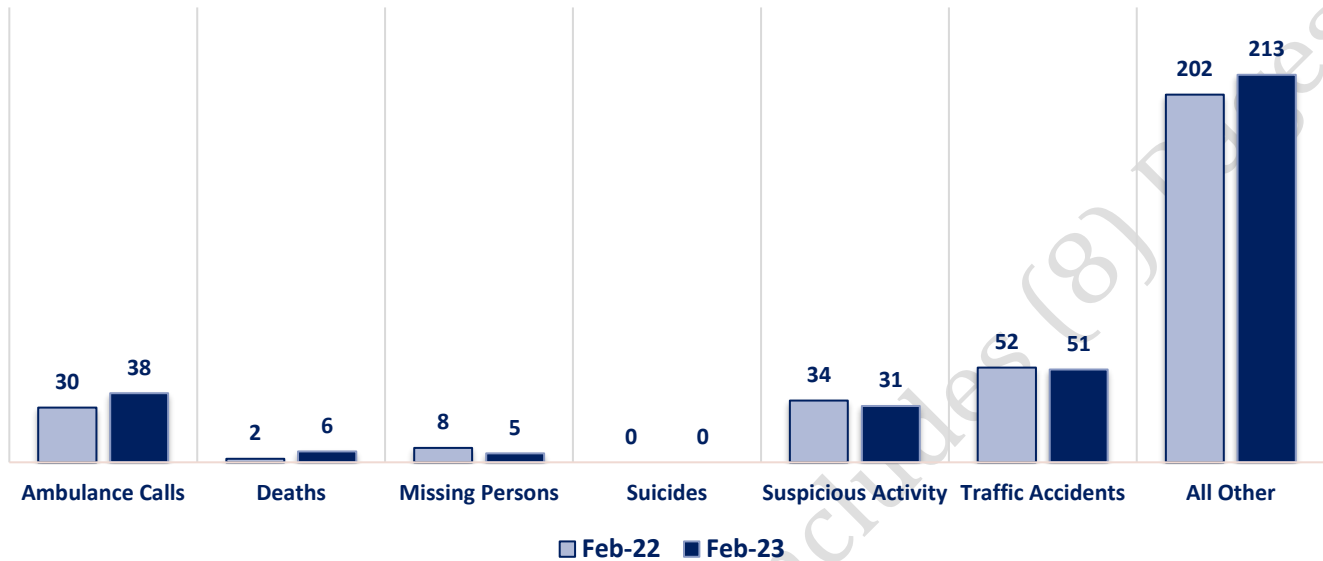
CompStat Offenses



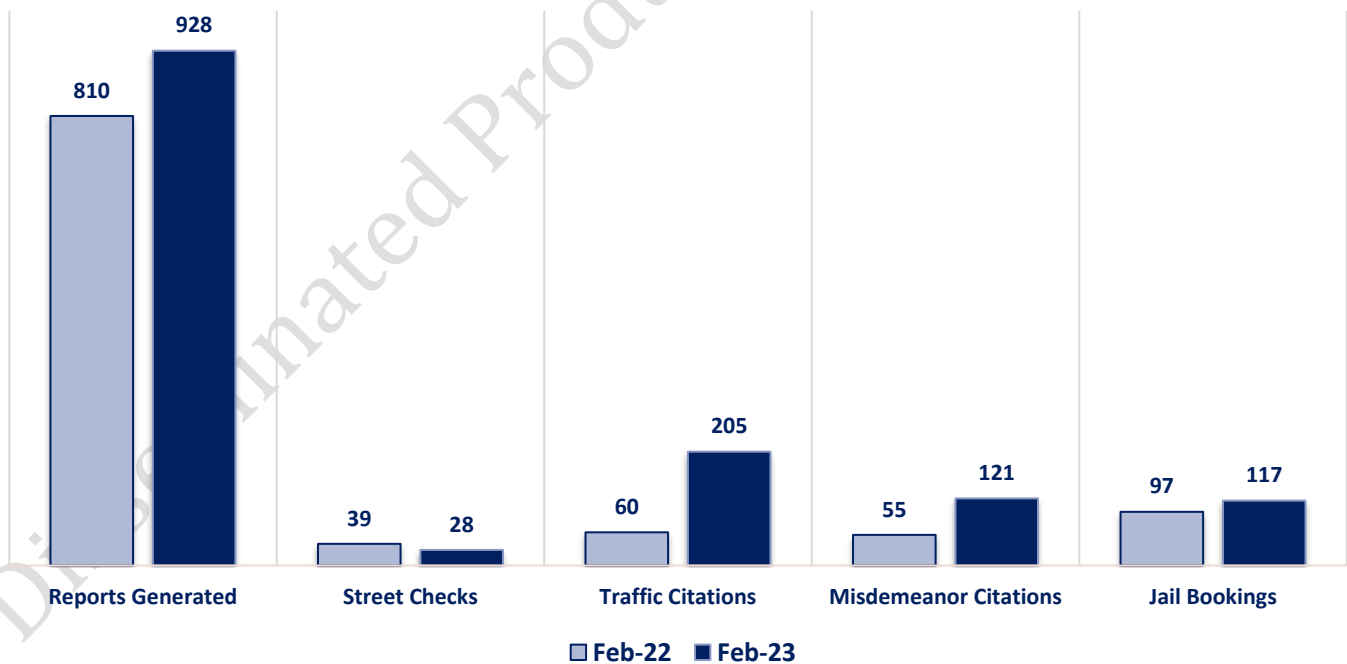
Extended CompStat Offenses



Non-UCR Offenses

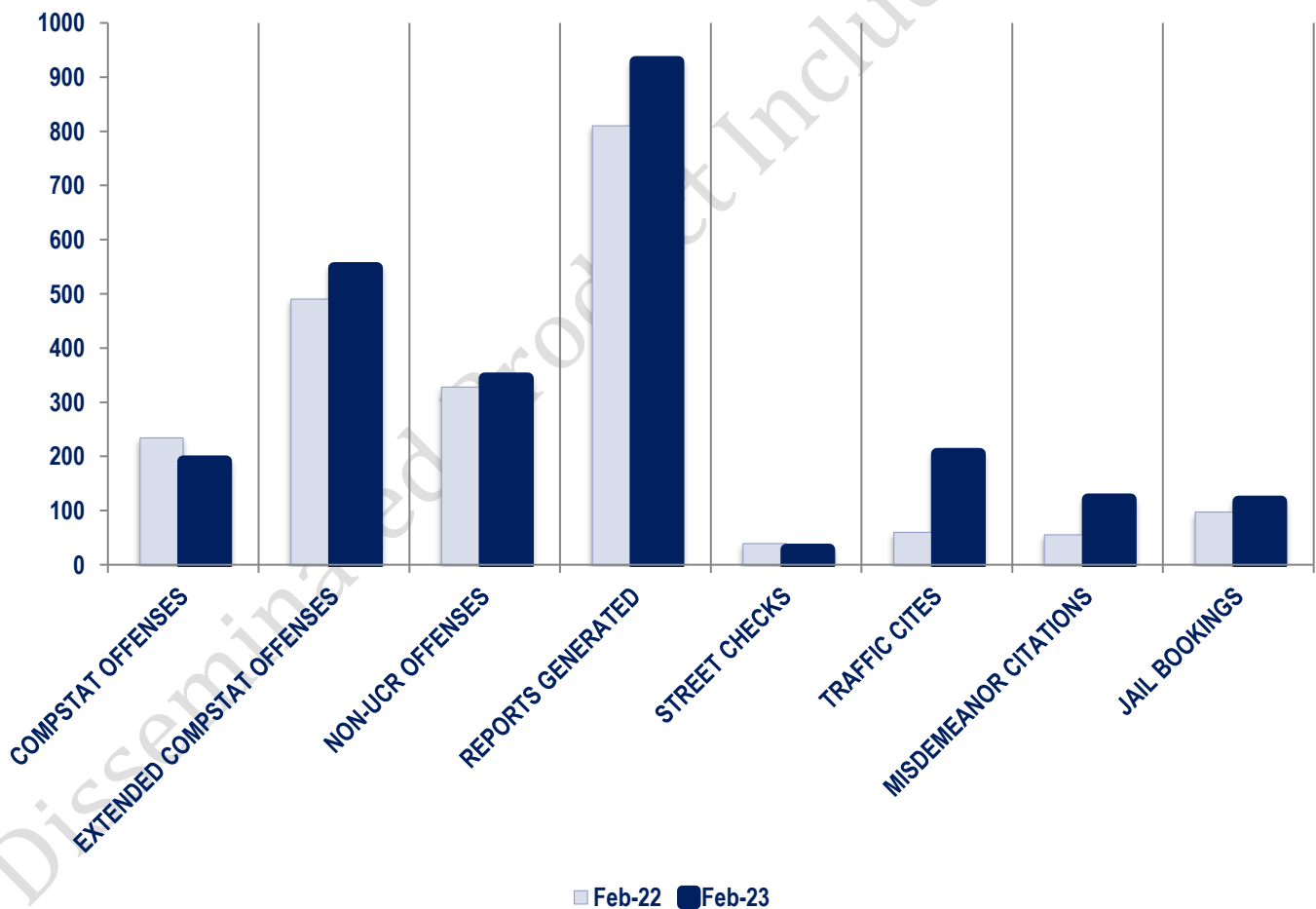


Other Event Totals



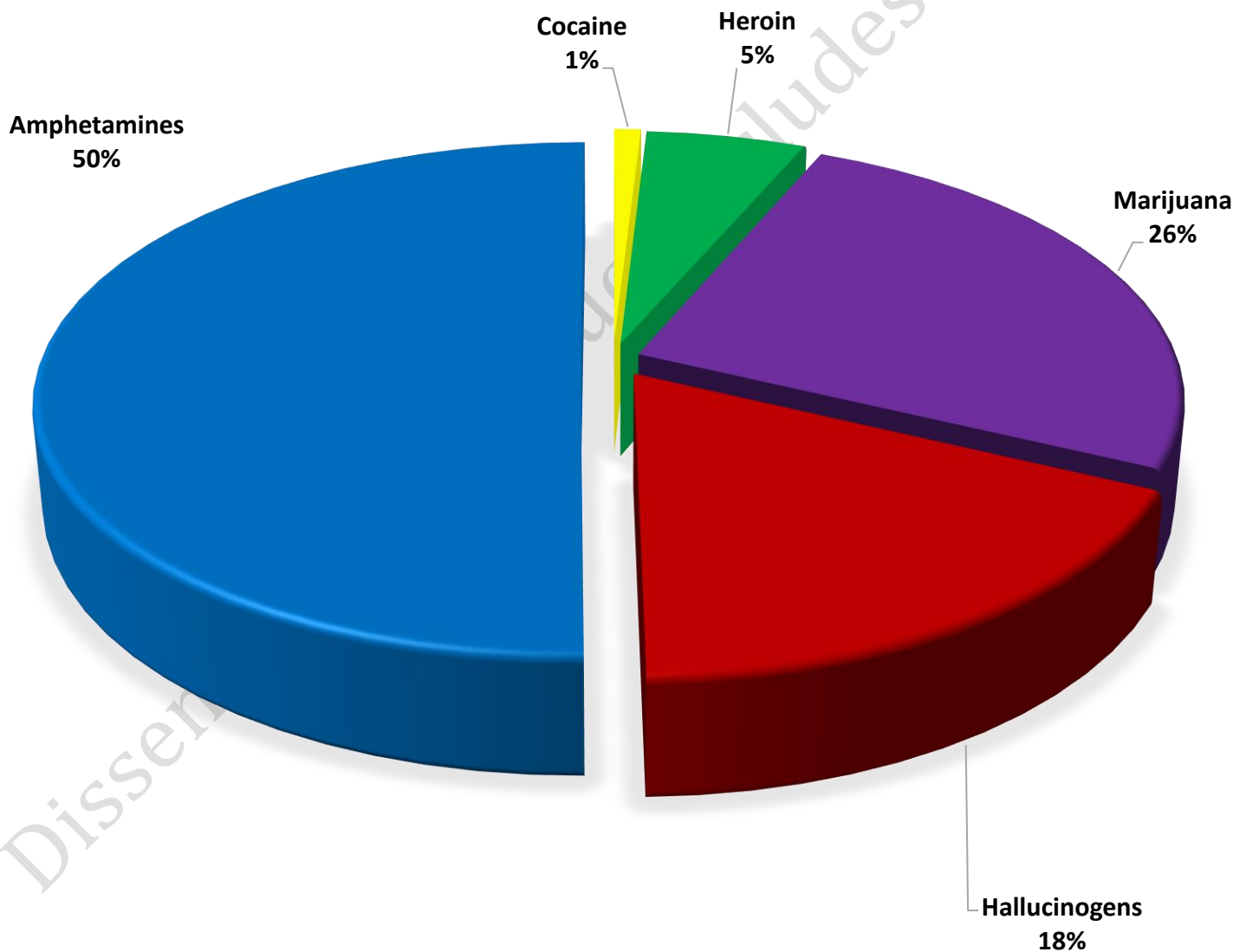
Combined Offense/Event Trends

	FEB 2022	FEB 2023
CompStat Offenses	234	191
Extended CompStat Offenses	490	548
Non-UCR Offenses	328	344
Reports Generated	810	928
Street Checks	39	28
Traffic Cites	60	205
Misdemeanor Citations	55	121
Jail Bookings	97	117



Seized Drugs

TYPE	DOSES	STREET VALUE
Cocaine	48.0	\$ 336.00
Heroin	285.5	\$ 2,126.98
Marijuana	1321.5	\$ 4,387.32
Hallucinogens	911.8	\$ 1,823.67
Amphetamines	2590.0	\$ 18,130.00
TOTAL	5156.8	\$ 26,803.96



CompStat & Extended CompStat Offenses - One Year

