



CITY COUNCIL DISTRICT #1 MONTHLY OFFENSE SUMMARY

May 2023

These figures represent preliminary counts of original Police Incident Reports and include all offenses within the above listed City Council District only. Full statistical analysis to determine the confidence level of this data has not been performed. The results contained herein are approximate in relation to the listed area and may not fully coincide with data shown in other areas of SLCPD's Crime Statistics page such as Calls for Service, Crimes Trending, and Crime Reports due to and reflective of departmental procedures that were in place at the time the event occurred and the date this data was compiled. Results displayed are not distinguished as attempted or completed crimes, do not include other calls for police service, and only represent police service where a report was made. Police Incident Reports are classified by primary offense categories as defined by the Uniform Crime Reporting (UCR) system, however for this report all offenses are included, and each incident may have more than one offense listed on it. In cases where there is more than one offense listed, all offenses are counted individually. Although every reasonable verification effort is made, the accuracy of any data is subject to the constraints of the report generation process as well as the manner, format, and point in time of any query.

COMPSTAT OFFENSES: (Part I)

Chosen by the FBI as Part I Offenses because they are serious crimes that occur with regularity in all areas of the country and are likely to be reported to Police.

EXTENDED COMPSTAT OFFENSES: (Part II)

All other crimes other than the eight CompStat Offenses. The Uniform Crime Reporting Program gathers only arrest data for these offenses, however, SLCPD results displayed in this document display all of these, regardless of the presence of arrest data.

ALL OTHER OFFENSES:

Under the Extended CompStat Offense section, 'All Other Offenses' include Peeping Tom, Trespass, Kidnap/Abduction, Pornography, Extortion/Blackmail, Bribery, Warrants, Sexual Offenses, Obstruction, Public Peace, and Hit & Run.

NON-UCR OFFENSES:

Non-UCR Offenses include reports for all other offenses not classified as a CompStat or Extended CompStat Offense. Results displayed separate some of these offenses such as Ambulance Calls, Deaths, Missing Persons, Suicides, Suspicious Activity, and Traffic Accidents.

ALL OTHER NON-UCR:

Under the Non-UCR category, 'All Other' include the remainder of offenses not classified as CompStat or CompStat Extended and not separated from the Non-UCR Offenses. These include things such as Loud Parties, Barking Dogs, Mentally Ill Subjects, Citizen Assistance, etc.

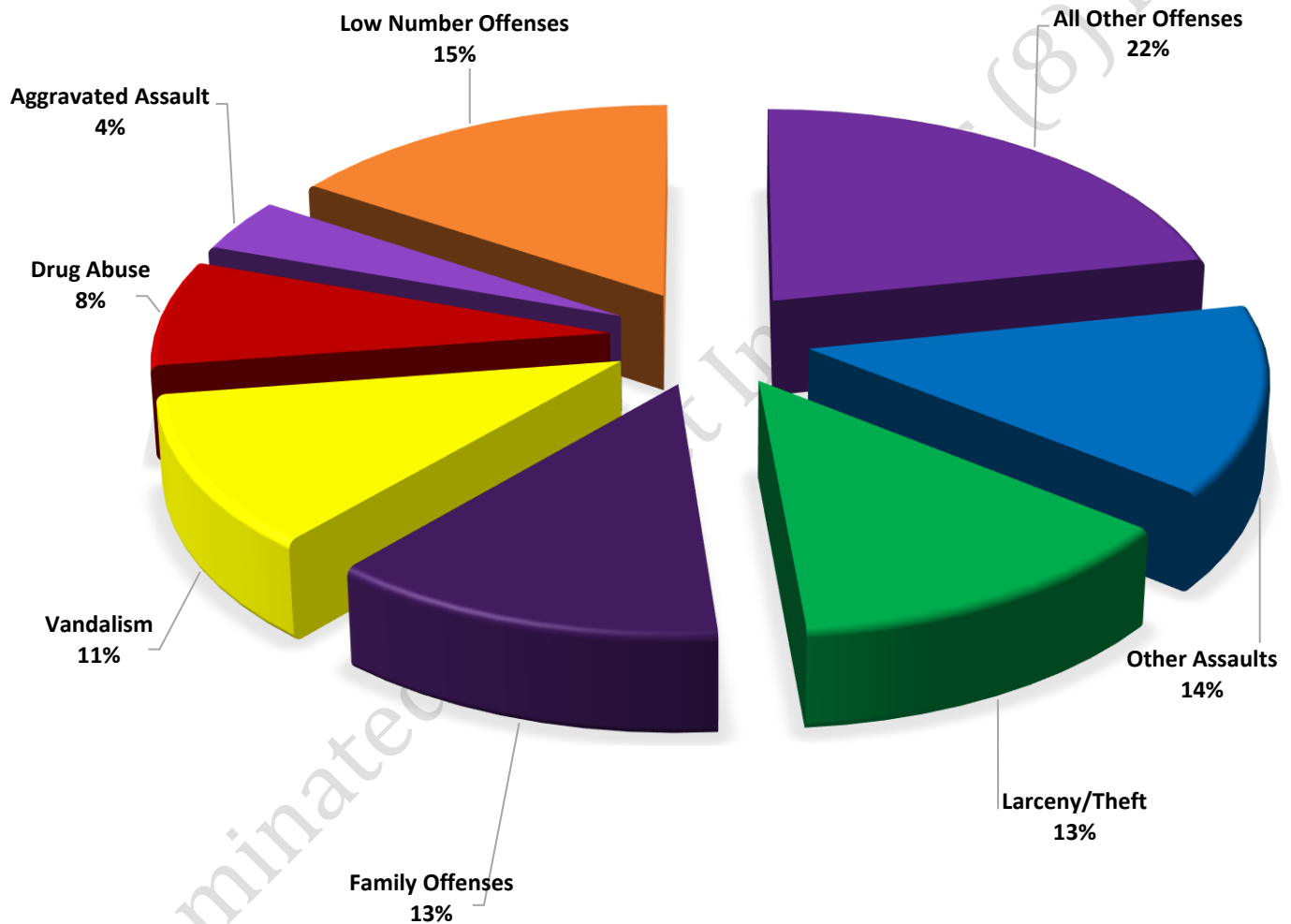
LOW NUMBER OFFENSES:

On page two, in the interest of space and allowing for easier viewing, the category titled 'Low Number Offenses' include CompStat and Extended CompStat Offenses from page one that have totals under the amount of 13.

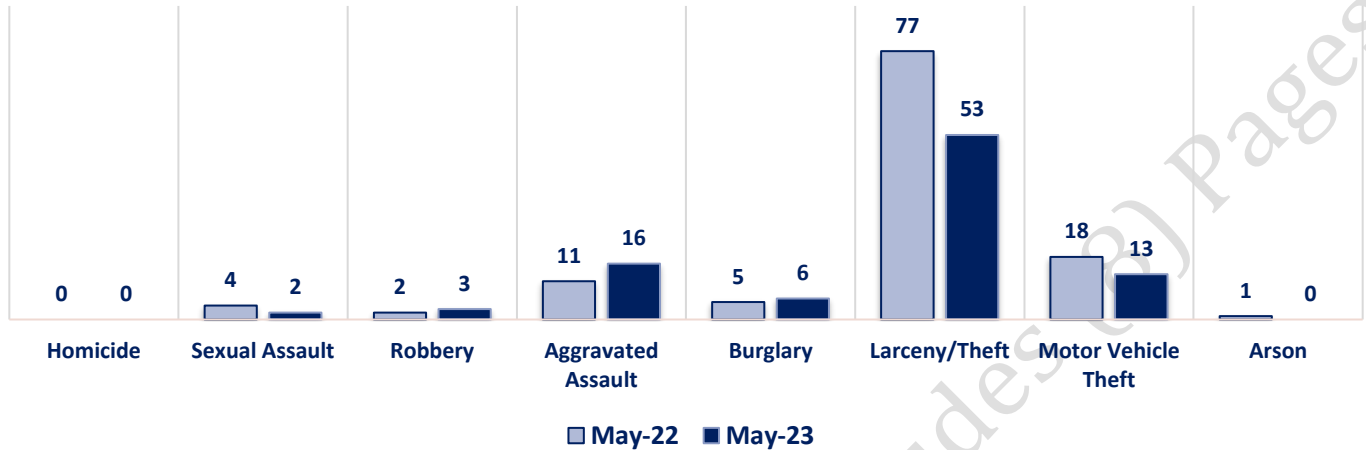
Offenses

COMPSTAT OFFENSES	VIOLENT	Offense	May-22	May-23	EXTENDED COMPSTAT OFFENSES
		Homicide	0	0	
		Sexual Assault	4	2	
		Robbery	2	3	
		Aggravated Assault	11	16	
		Burglary	5	6	
		Larceny/Theft	77	53	
		Motor Vehicle Theft	18	13	
		Arson	1	0	
NON-UCR OFFENSES	PROPERTY	COMPSTAT TOTALS	118	93	
		Ambulance Calls	20	18	
		Deaths	4	5	
		Missing Persons	7	5	
		Suicides	2	0	
		Suspicious Activity	2	1	
		Traffic Accidents	47	28	
		All Other	152	178	
		NON-UCR TOTALS	234	235	
TOTALS		COMPSTAT OFFENSES	118	93	
		EXTENDED COMPSTAT OFFENSES	283	316	
		NON-UCR OFFENSES	234	235	
		TOTAL	635	644	
		Other Assaults	52	57	
		Forgery/Counterfeiting	3	2	
		Fraud	14	9	
		Embezzlement	0	0	
		Stolen Property	1	1	
		Vandalism	47	46	
		Weapons	5	7	
		Prostitution	0	0	
		Sex Offenses	3	5	
		Drug Abuse	21	32	
		Gambling	0	0	
		Family Offenses	49	52	
		DUI	6	8	
		Liquor Laws	0	1	
		Drunkenness	3	6	
		Disorderly Conduct	4	1	
		All Other Offenses	75	89	
		Curfew/Loitering	0	0	
		EXTENDED COMPSTAT TOTALS	283	316	

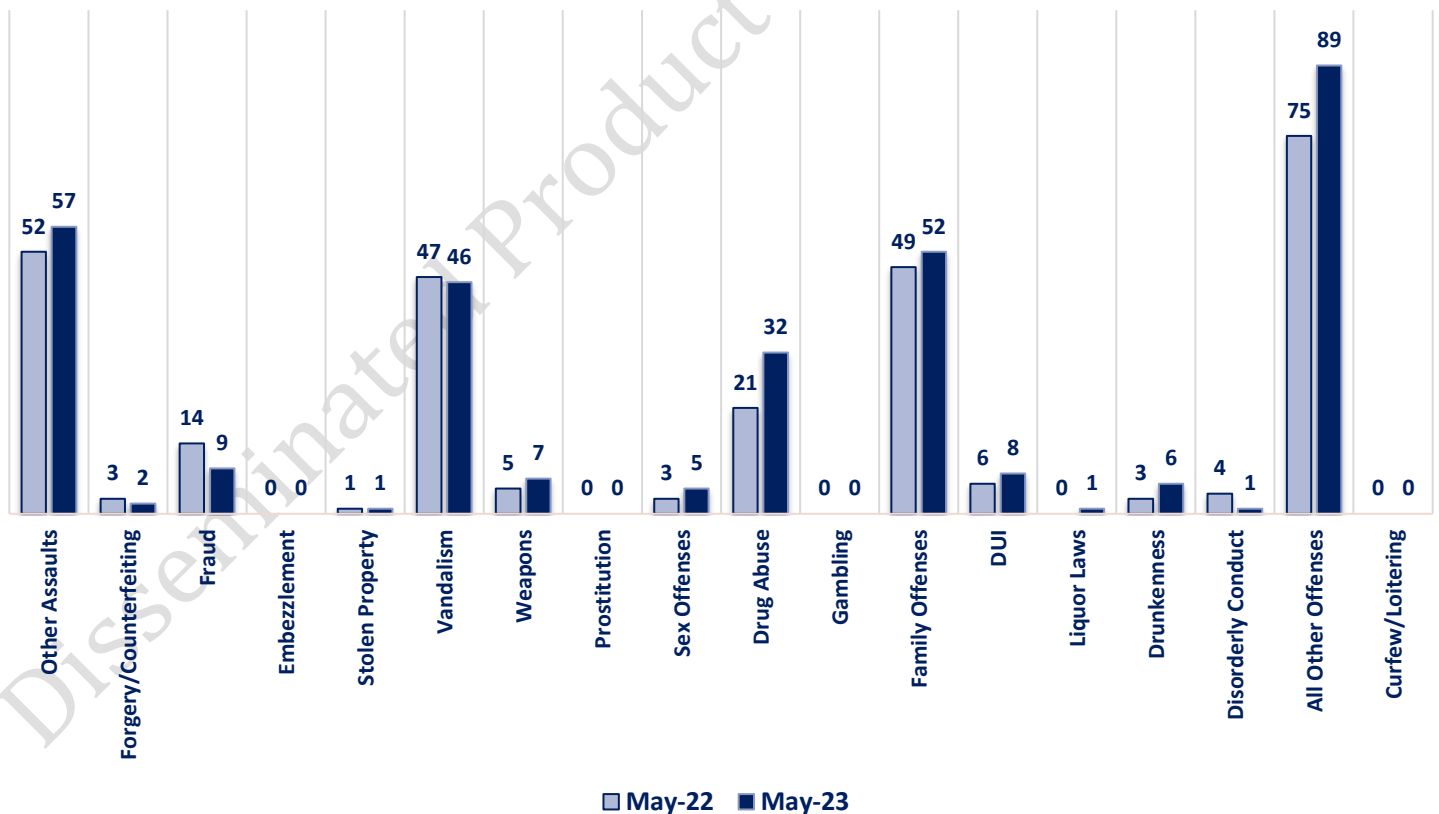
MAY 2023 - COMPSTAT AND EXTENDED COMPSTAT OFFENSE PERCENTAGES



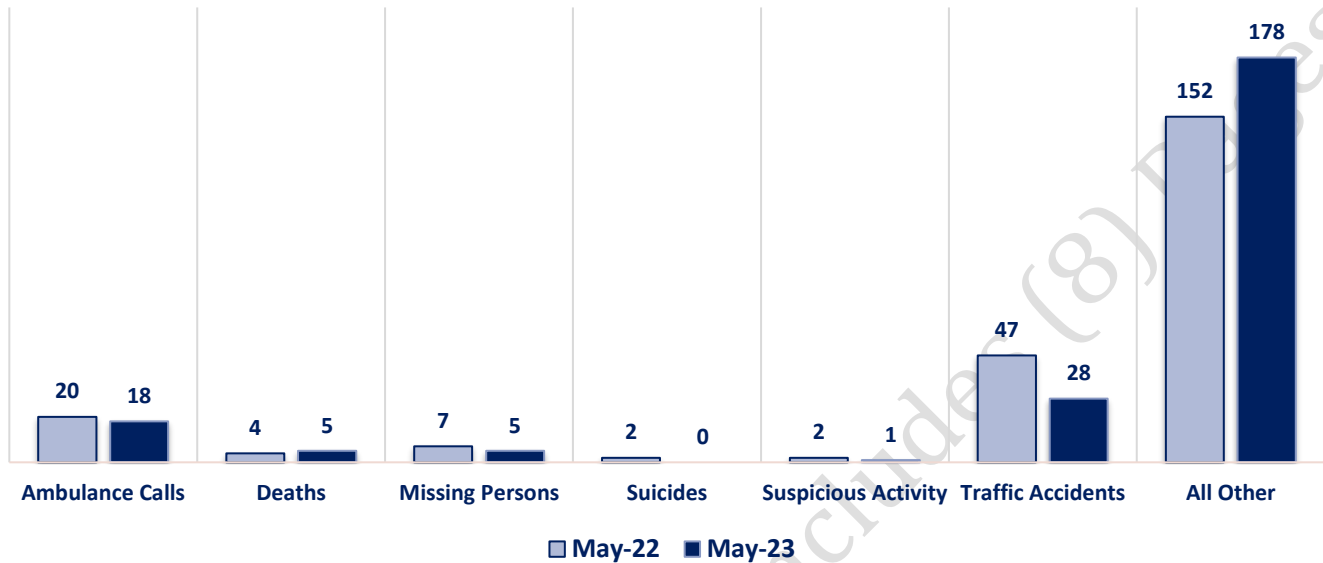
CompStat Offenses



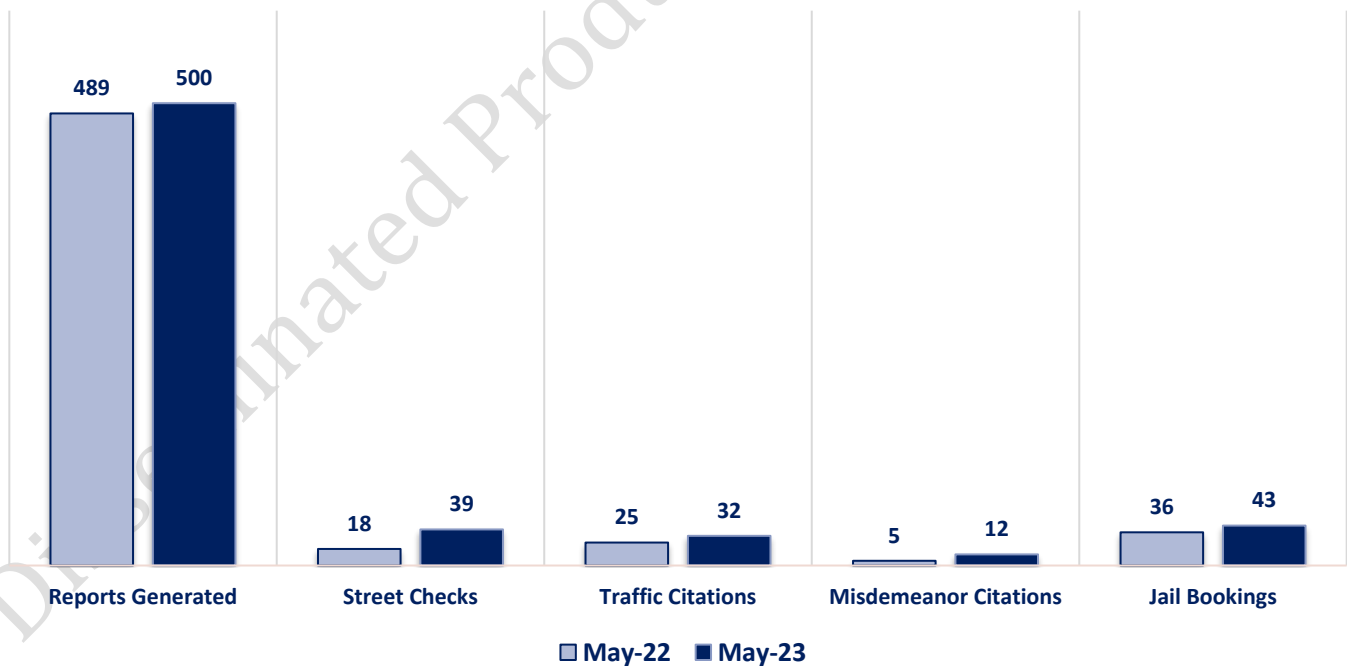
Extended CompStat Offenses



Non-UCR Offenses

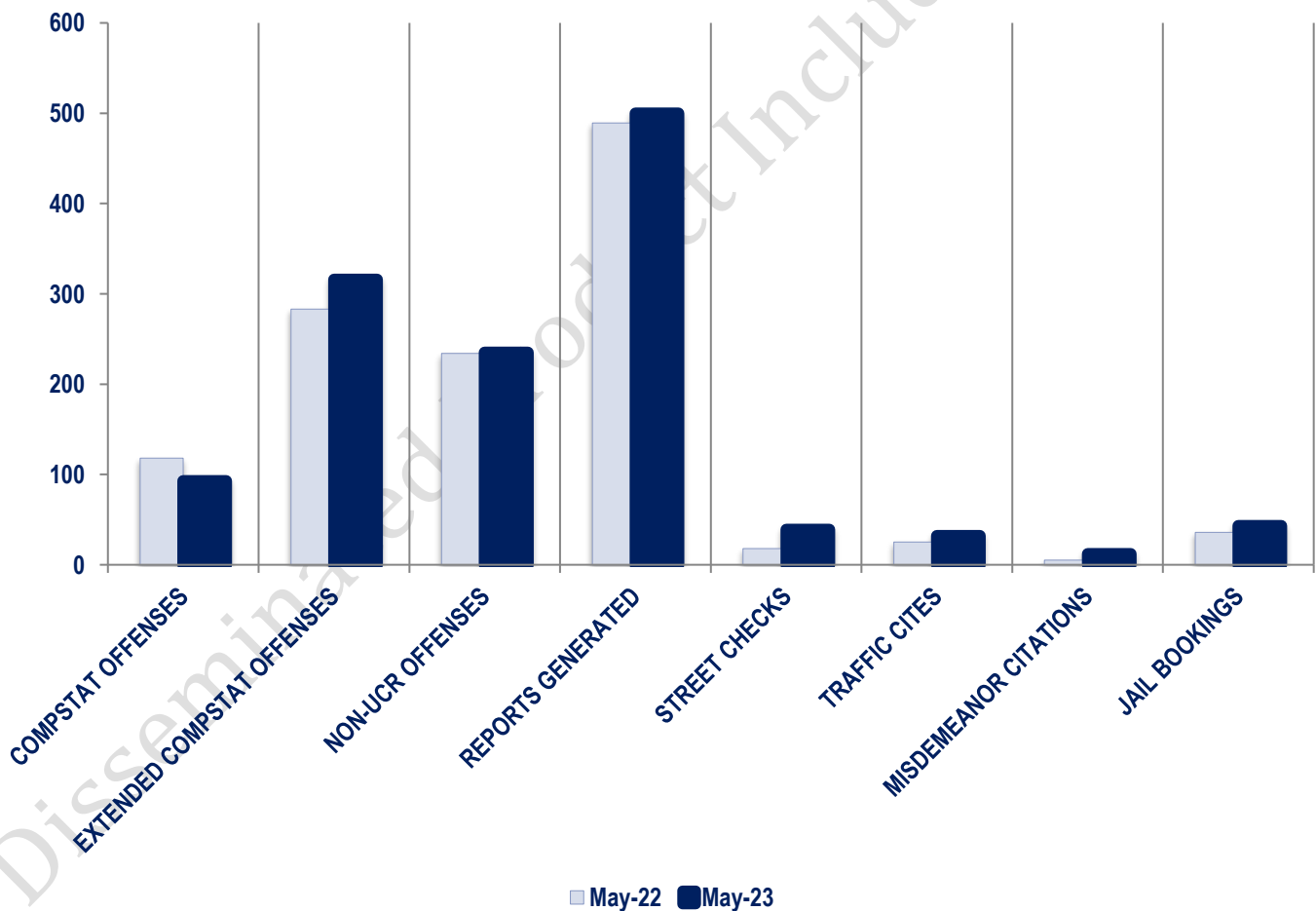


Other Event Totals



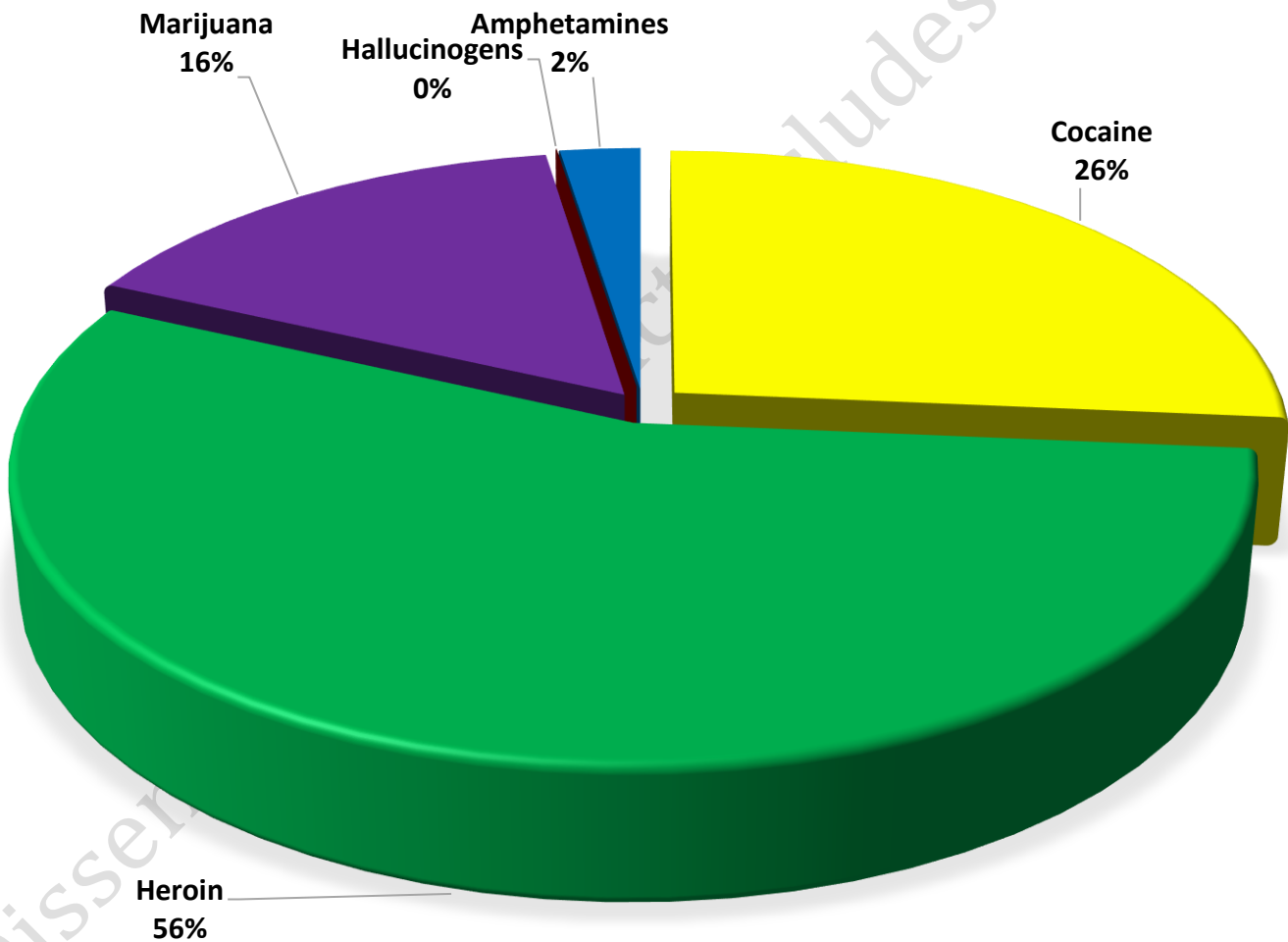
Combined Offense/Event Trends

	May-22	May-23
CompStat Offenses	118	93
Extended CompStat Offenses	283	316
Non-UCR Offenses	234	235
Reports Generated	489	500
Street Checks	18	39
Traffic Cites	25	32
Misdemeanor Citations	5	12
Jail Bookings	36	43



Seized Drugs

TYPE	DOSES	STREET VALUE
Cocaine	364.0	\$ 2,548.00
Heroin	765.0	\$ 5,699.25
Marijuana	216.2	\$ 717.88
Hallucinogens	0.0	\$ -
Amphetamines	34.0	\$ 238.00
TOTAL	1379.2	\$ 9,203.13



CompStat & Extended CompStat Offenses - One Year

