



CITY COUNCIL DISTRICT #2

MONTHLY OFFENSE SUMMARY

May 2023

These figures represent preliminary counts of original Police Incident Reports and include all offenses within the above listed City Council District only. Full statistical analysis to determine the confidence level of this data has not been performed. The results contained herein are approximate in relation to the listed area and may not fully coincide with data shown in other areas of SLCPD's Crime Statistics page such as Calls for Service, Crimes Trending, and Crime Reports due to and reflective of departmental procedures that were in place at the time the event occurred and the date this data was compiled. Results displayed are not distinguished as attempted or completed crimes, do not include other calls for police service, and only represent police service where a report was made. Police Incident Reports are classified by primary offense categories as defined by the Uniform Crime Reporting (UCR) system, however for this report all offenses are included, and each incident may have more than one offense listed on it. In cases where there is more than one offense listed, all offenses are counted individually. Although every reasonable verification effort is made, the accuracy of any data is subject to the constraints of the report generation process as well as the manner, format, and point in time of any query.

COMPSTAT OFFENSES: (Part I)

Chosen by the FBI as Part I Offenses because they are serious crimes that occur with regularity in all areas of the country and are likely to be reported to Police.

EXTENDED COMPSTAT OFFENSES: (Part II)

All other crimes other than the eight CompStat Offenses. The Uniform Crime Reporting Program gathers only arrest data for these offenses, however, SLCPD results displayed in this document display all of these, regardless of the presence of arrest data.

ALL OTHER OFFENSES:

Under the Extended CompStat Offense section, 'All Other Offenses' include Peeping Tom, Trespass, Kidnap/Abduction, Pornography, Extortion/Blackmail, Bribery, Warrants, Sexual Offenses, Obstruction, Public Peace, and Hit & Run.

NON-UCR OFFENSES:

Non-UCR Offenses include reports for all other offenses not classified as a CompStat or Extended CompStat Offense. Results displayed separate some of these offenses such as Ambulance Calls, Deaths, Missing Persons, Suicides, Suspicious Activity, and Traffic Accidents.

ALL OTHER NON-UCR:

Under the Non-UCR category, 'All Other' include the remainder of offenses not classified as CompStat or CompStat Extended and not separated from the Non-UCR Offenses. These include things such as Loud Parties, Barking Dogs, Mentally Ill Subjects, Citizen Assistance, etc.

LOW NUMBER OFFENSES:

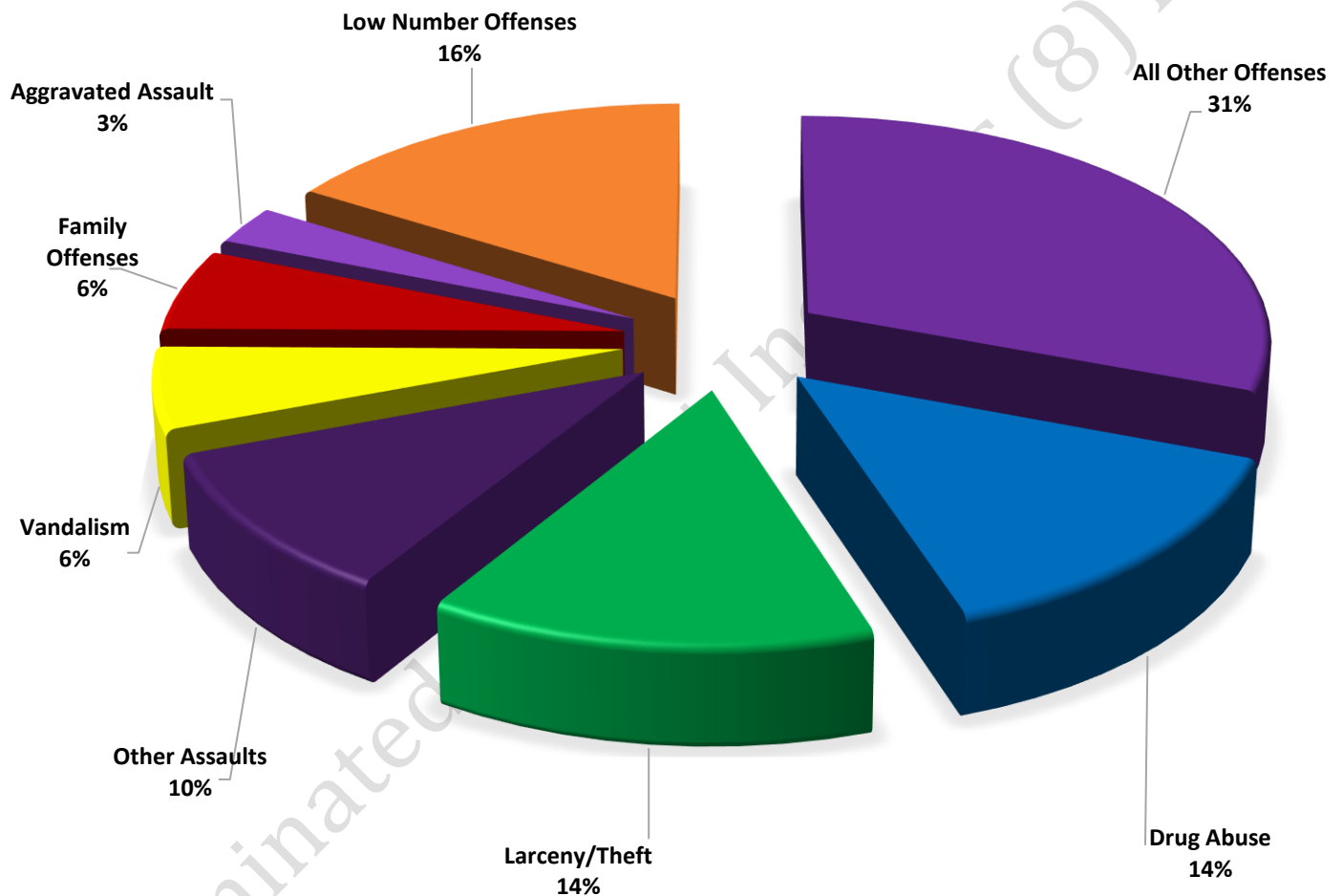
On page two, in the interest of space and allowing for easier viewing, the category titled 'Low Number Offenses' include CompStat and Extended CompStat Offenses from page one that have totals under the amount of 19.

Offenses

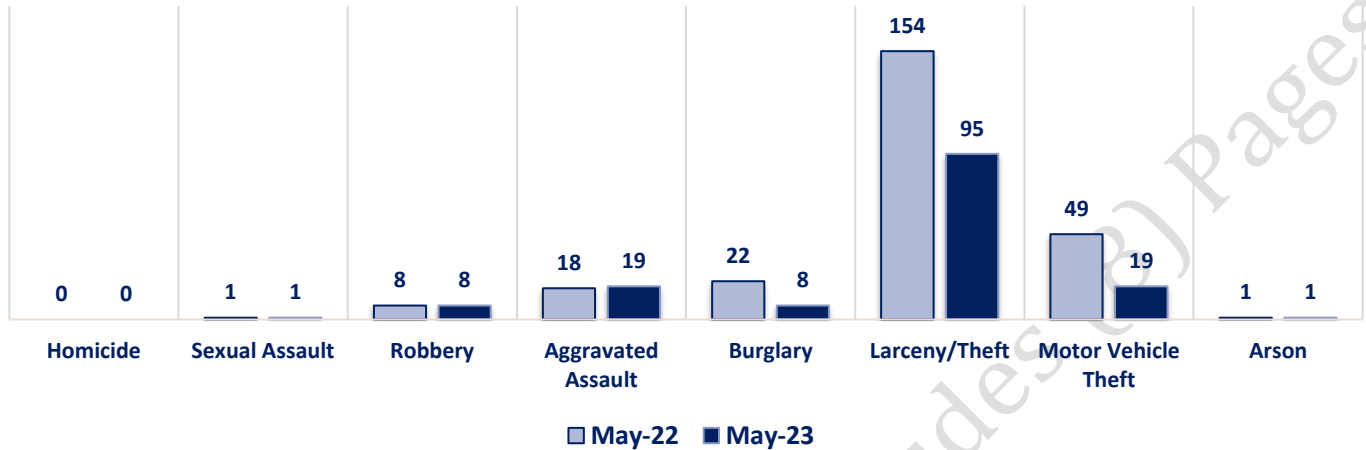
COMPSTAT OFFENSES	VIOLENT	Offense	May-22	May-23	EXTENDED COMPSTAT OFFENSES
		Homicide	0	0	
		Sexual Assault	1	1	
		Robbery	8	8	
		Aggravated Assault	18	19	
		Burglary	22	8	
		Larceny/Theft	154	95	
		Motor Vehicle Theft	49	19	
		Arson	1	1	
		COMPSTAT TOTALS	253	151	
		NON-UCR OFFENSES	PROPERTY	Ambulance Calls	
Deaths	4			8	
Missing Persons	12			5	
Suicides	1			2	
Suspicious Activity	1			1	
Traffic Accidents	73			86	
All Other	300			285	
NON-UCR TOTALS	421			412	
TOTALS	COMPSTAT OFFENSES	253	151		
	EXTENDED COMPSTAT OFFENSES	540	530		
	NON-UCR OFFENSES	421	412		
TOTAL		1214	1093		

OFFENSE	May-22	May-23
Other Assaults	79	71
Forgery/Counterfeiting	4	2
Fraud	22	16
Embezzlement	0	1
Stolen Property	12	5
Vandalism	55	40
Weapons	17	15
Prostitution	0	0
Sex Offenses	7	5
Drug Abuse	80	97
Gambling	0	1
Family Offenses	55	40
DUI	12	15
Liquor Laws	1	0
Drunkenness	3	8
Disorderly Conduct	5	4
All Other Offenses	188	209
Curfew/Loitering	0	1
EXTENDED COMPSTAT TOTALS	540	530

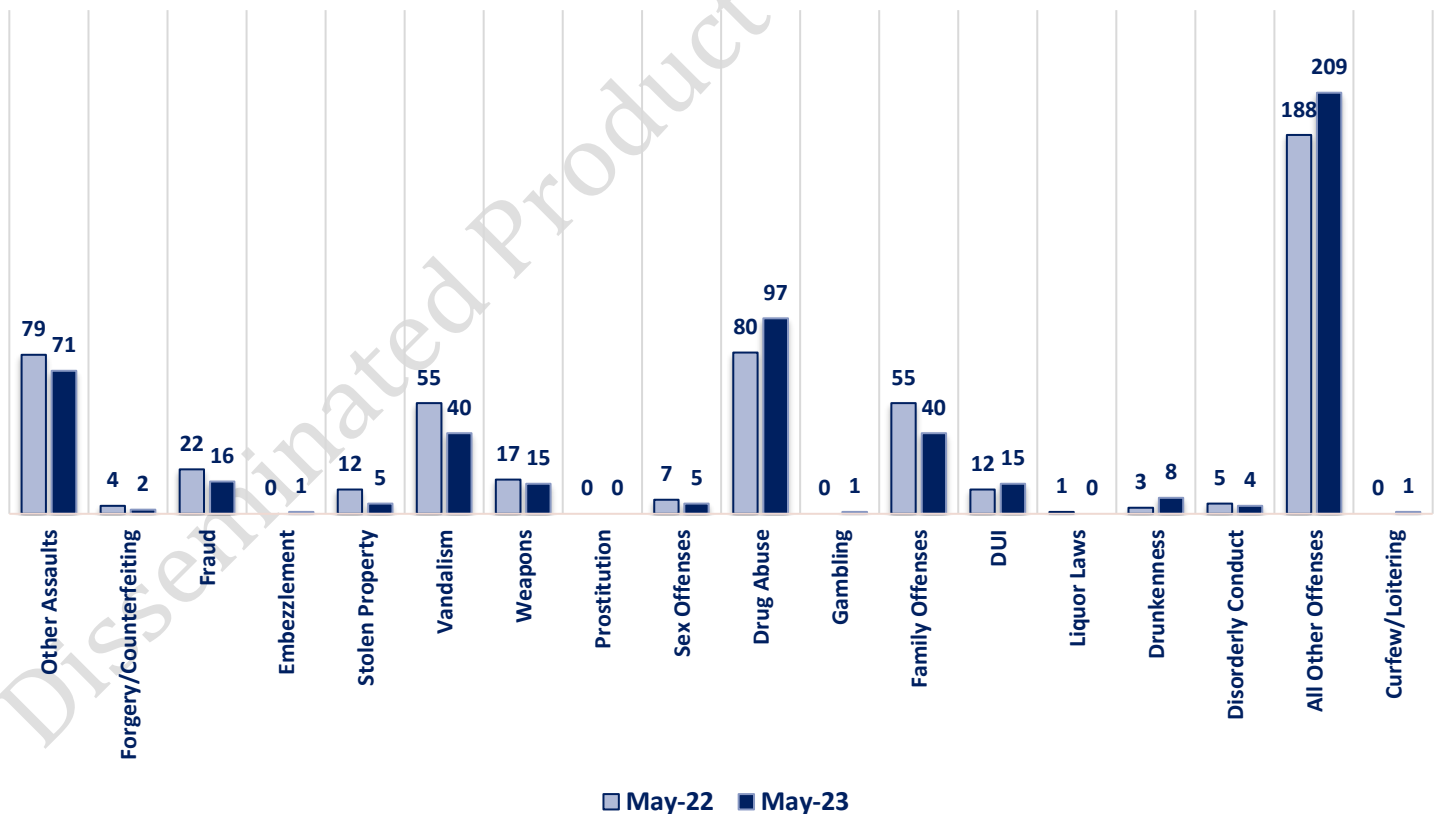
MAY 2023 - COMPSTAT AND EXTENDED COMPSTAT OFFENSE PERCENTAGES



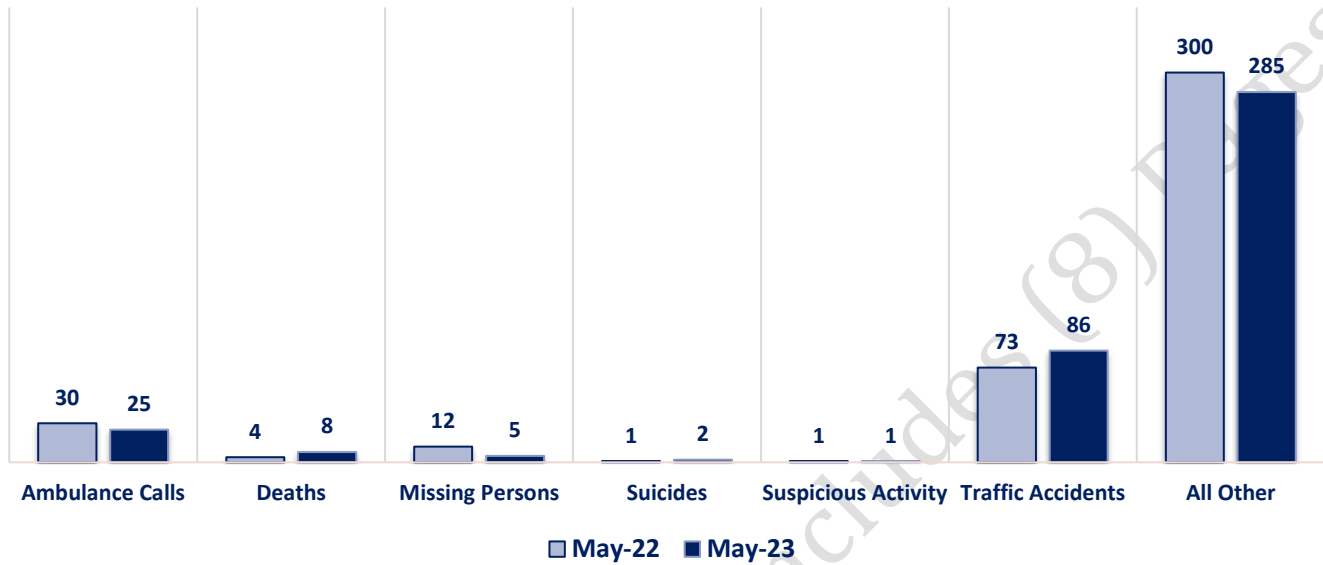
CompStat Offenses



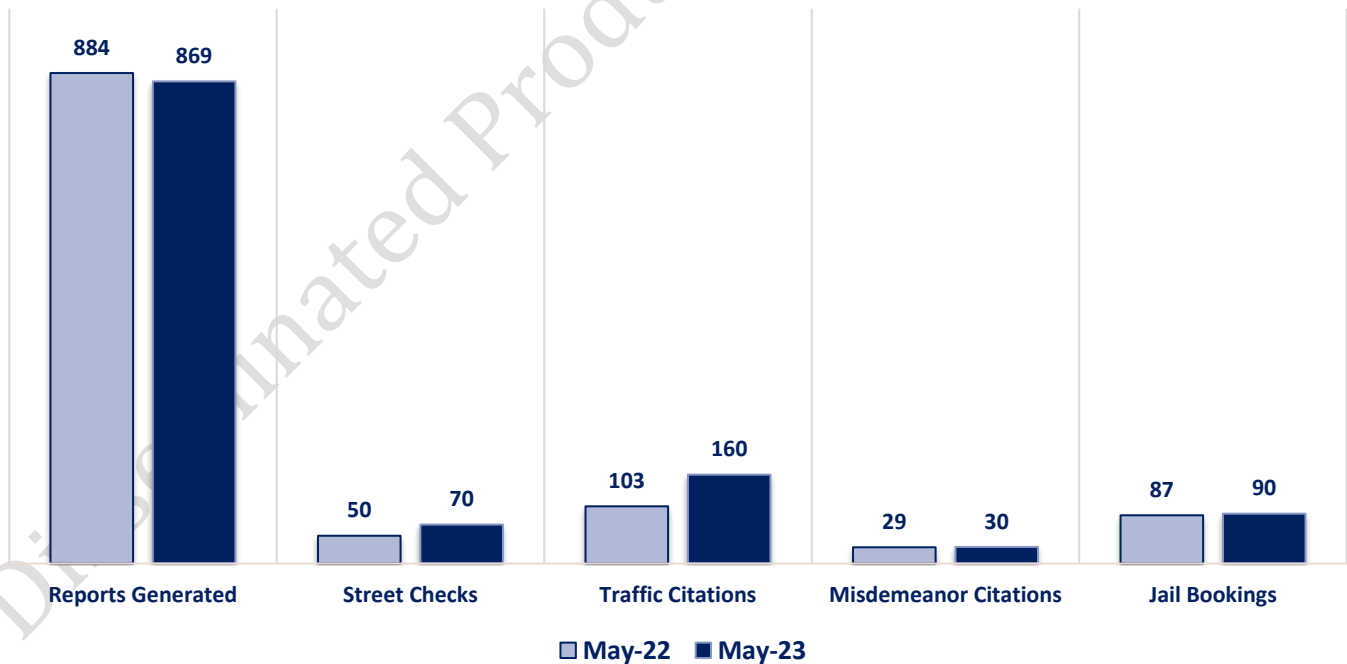
Extended CompStat Offenses



Non-UCR Offenses

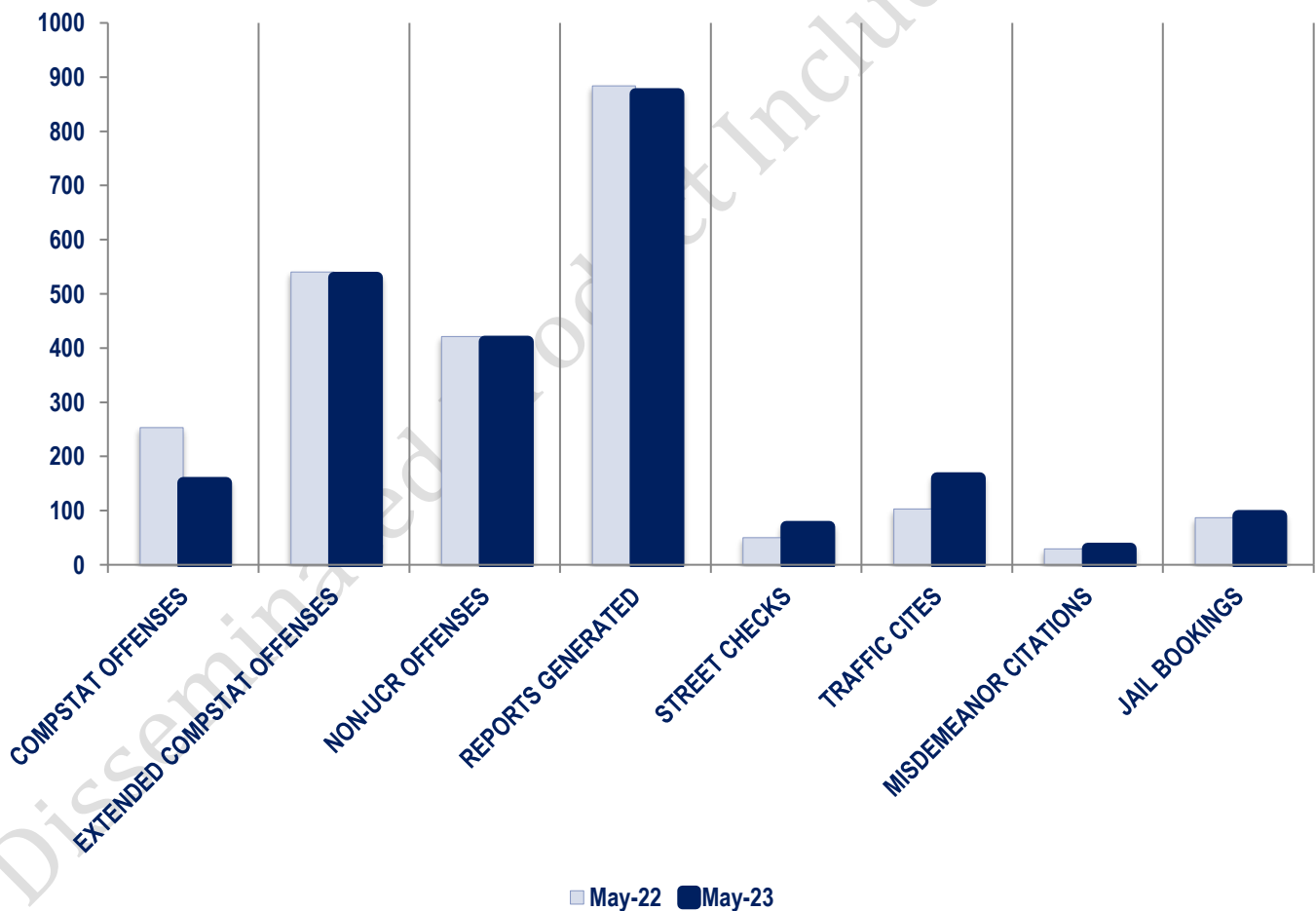


Other Event Totals



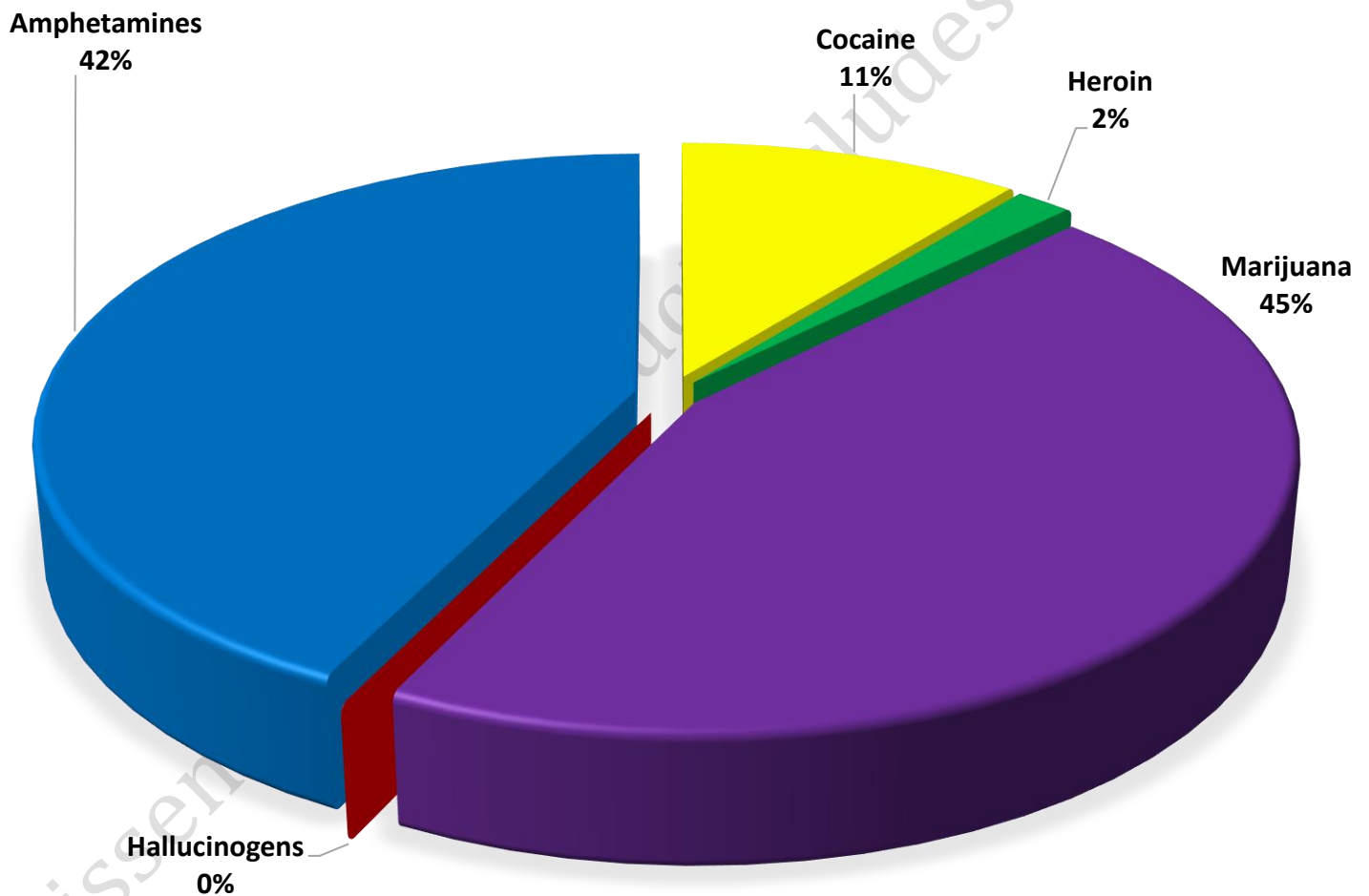
Combined Offense/Event Trends

	May-22	May-23
CompStat Offenses	253	151
Extended CompStat Offenses	540	530
Non-UCR Offenses	421	412
Reports Generated	884	869
Street Checks	50	70
Traffic Cites	103	160
Misdemeanor Citations	29	30
Jail Bookings	87	90



Seized Drugs

TYPE	DOSES	STREET VALUE
Cocaine	1931.1	\$ 13,517.70
Heroin	317.0	\$ 2,361.65
Marijuana	8028.4	\$ 26,654.15
Hallucinogens	1.8	\$ 3.53
Amphetamines	7667.0	\$ 53,669.00
TOTAL	17945.2	\$ 96,206.03



CompStat & Extended CompStat Offenses - One Year

