



CITY COUNCIL DISTRICT #6

MONTHLY OFFENSE SUMMARY

May 2023

These figures represent preliminary counts of original Police Incident Reports and include all offenses within the above listed City Council District only. Full statistical analysis to determine the confidence level of this data has not been performed. The results contained herein are approximate in relation to the listed area and may not fully coincide with data shown in other areas of SLCPD's Crime Statistics page such as Calls for Service, Crimes Trending, and Crime Reports due to and reflective of departmental procedures that were in place at the time the event occurred and the date this data was compiled. Results displayed are not distinguished as attempted or completed crimes, do not include other calls for police service, and only represent police service where a report was made. Police Incident Reports are classified by primary offense categories as defined by the Uniform Crime Reporting (UCR) system, however for this report all offenses are included, and each incident may have more than one offense listed on it. In cases where there is more than one offense listed, all offenses are counted individually. Although every reasonable verification effort is made, the accuracy of any data is subject to the constraints of the report generation process as well as the manner, format, and point in time of any query.

COMPSTAT OFFENSES: (Part I)

Chosen by the FBI as Part I Offenses because they are serious crimes that occur with regularity in all areas of the country and are likely to be reported to Police.

EXTENDED COMPSTAT OFFENSES: (Part II)

All other crimes other than the eight CompStat Offenses. The Uniform Crime Reporting Program gathers only arrest data for these offenses, however, SLCPD results displayed in this document display all of these, regardless of the presence of arrest data.

ALL OTHER OFFENSES:

Under the Extended CompStat Offense section, 'All Other Offenses' include Peeping Tom, Trespass, Kidnap/Abduction, Pornography, Extortion/Blackmail, Bribery, Warrants, Sexual Offenses, Obstruction, Public Peace, and Hit & Run.

NON-UCR OFFENSES:

Non-UCR Offenses include reports for all other offenses not classified as a CompStat or Extended CompStat Offense. Results displayed separate some of these offenses such as Ambulance Calls, Deaths, Missing Persons, Suicides, Suspicious Activity, and Traffic Accidents.

ALL OTHER NON-UCR:

Under the Non-UCR category, 'All Other' include the remainder of offenses not classified as CompStat or CompStat Extended and not separated from the Non-UCR Offenses. These include things such as Loud Parties, Barking Dogs, Mentally Ill Subjects, Citizen Assistance, etc.

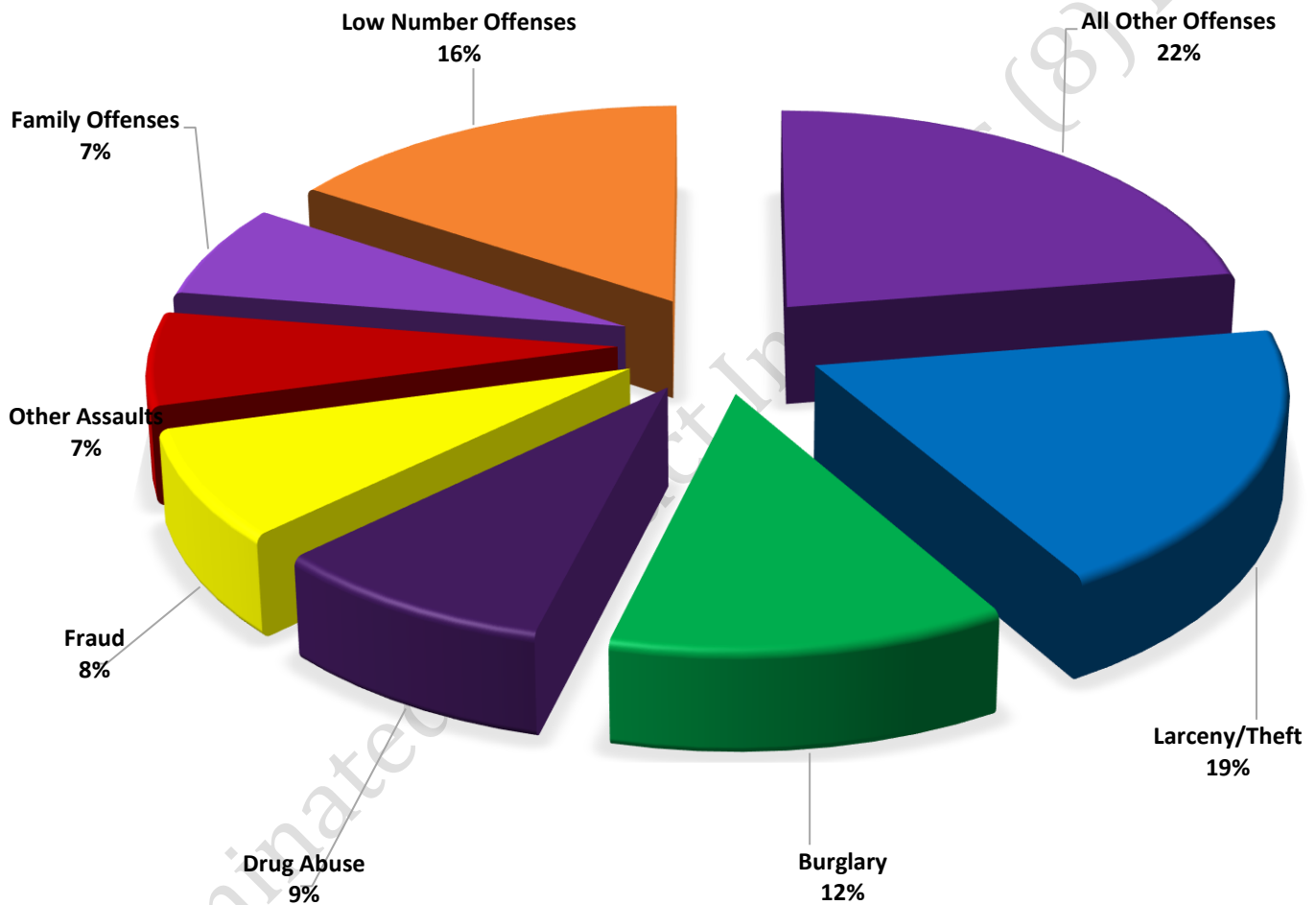
LOW NUMBER OFFENSES:

On page two, in the interest of space and allowing for easier viewing, the category titled 'Low Number Offenses' include CompStat and Extended CompStat Offenses from page one that have totals under the amount of 5.

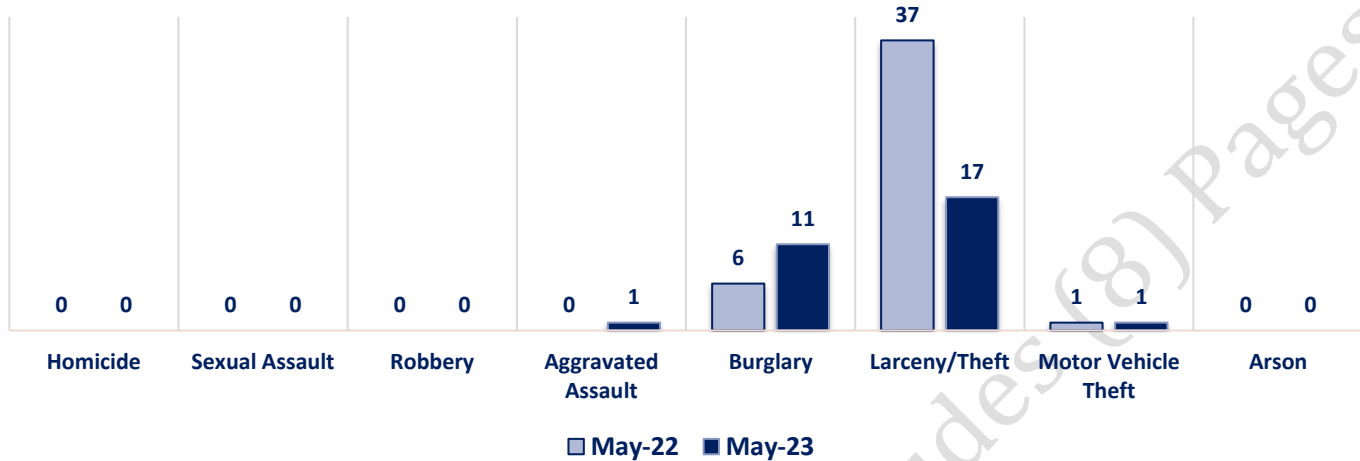
Offenses

COMPSTAT OFFENSES	VIOLENT	Offense	May-22	May-23	OFFENSE	May-22	May-23
		Homicide	0	0	Other Assaults	3	6
		Sexual Assault	0	0	Forgery/Counterfeiting	1	1
		Robbery	0	0	Fraud	11	7
		Aggravated Assault	0	1	Embezzlement	0	0
		Burglary	6	11	Stolen Property	0	0
		Larceny/Theft	37	17	Vandalism	11	3
		Motor Vehicle Theft	1	1	Weapons	2	1
		Arson	0	0	Prostitution	0	0
		COMPSTAT TOTALS	44	30	Sex Offenses	1	2
		Ambulance Calls	3	3	Drug Abuse	5	8
		Deaths	0	3	Gambling	0	0
NON-UCR OFFENSES	Missing Persons	4	2	Family Offenses	8	6	
	Suicides	1	0	DUI	0	0	
	Suspicious Activity	0	0	Liquor Laws	0	0	
	Traffic Accidents	19	17	Drunkenness	1	0	
	All Other	40	32	Disorderly Conduct	2	5	
	NON-UCR TOTALS	67	57	All Other Offenses	21	20	
	COMPSTAT OFFENSES	44	30	Curfew/Loitering	0	0	
	EXTENDED COMPSTAT OFFENSES	66	59	EXTENDED COMPSTAT TOTALS	66	59	
TOTALS	NON-UCR OFFENSES	67	57				
	TOTAL	177	146				

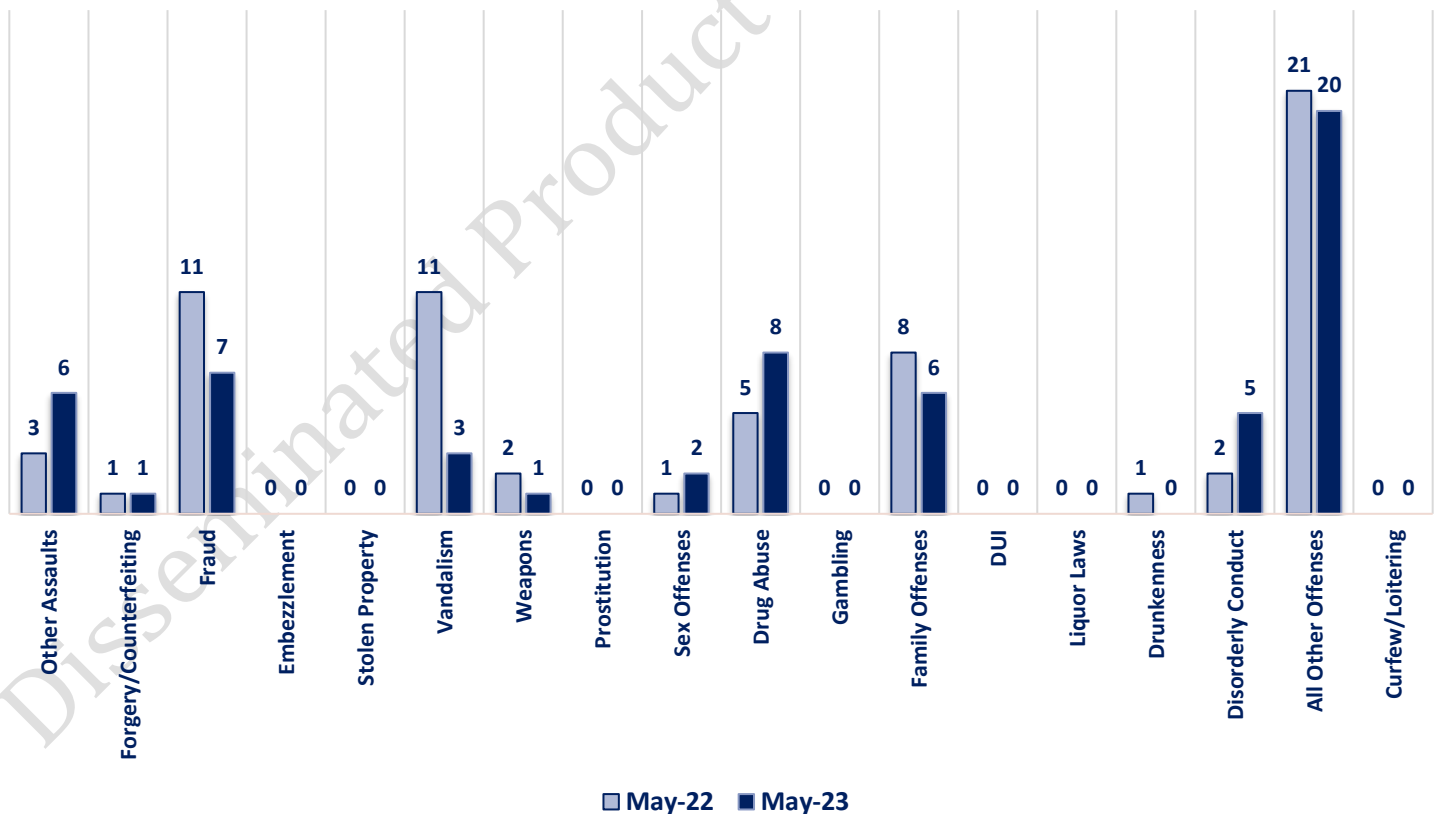
MAY 2023 - COMPSTAT AND EXTENDED COMPSTAT OFFENSE PERCENTAGES



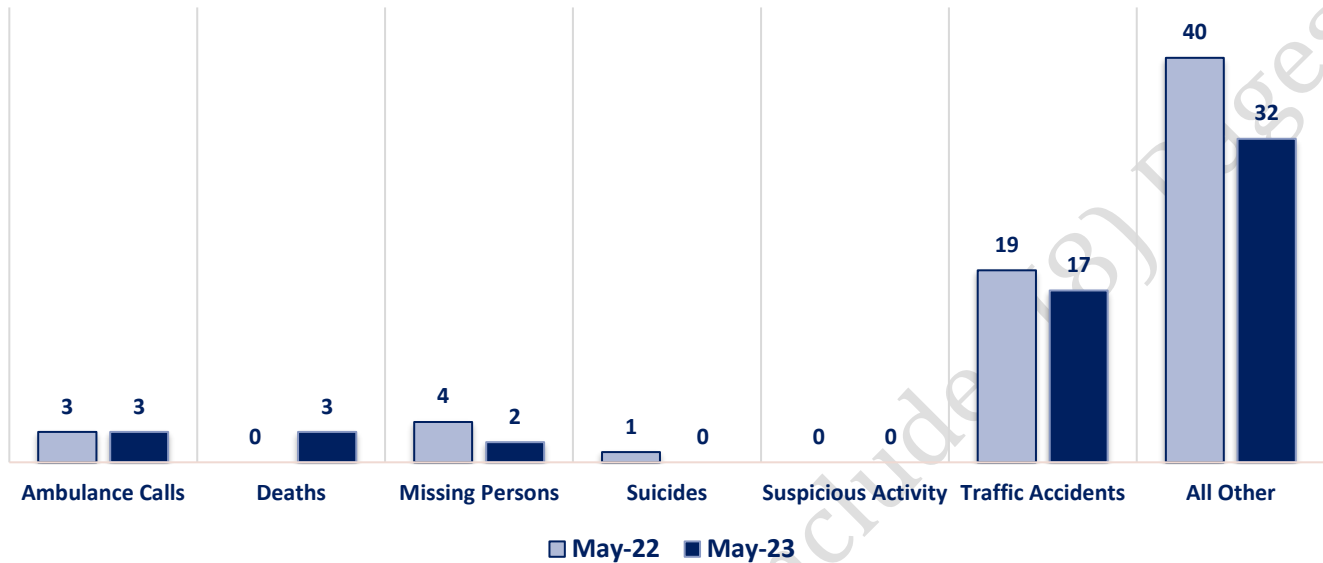
CompStat Offenses



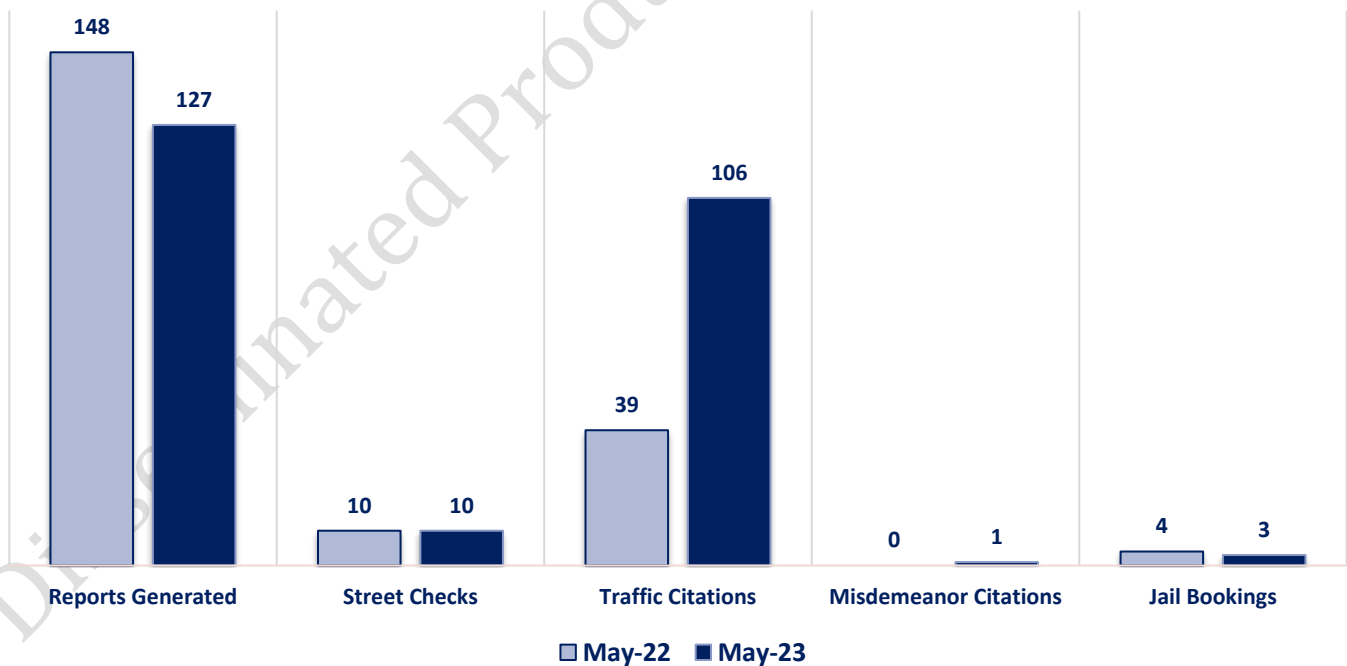
Extended CompStat Offenses



Non-UCR Offenses

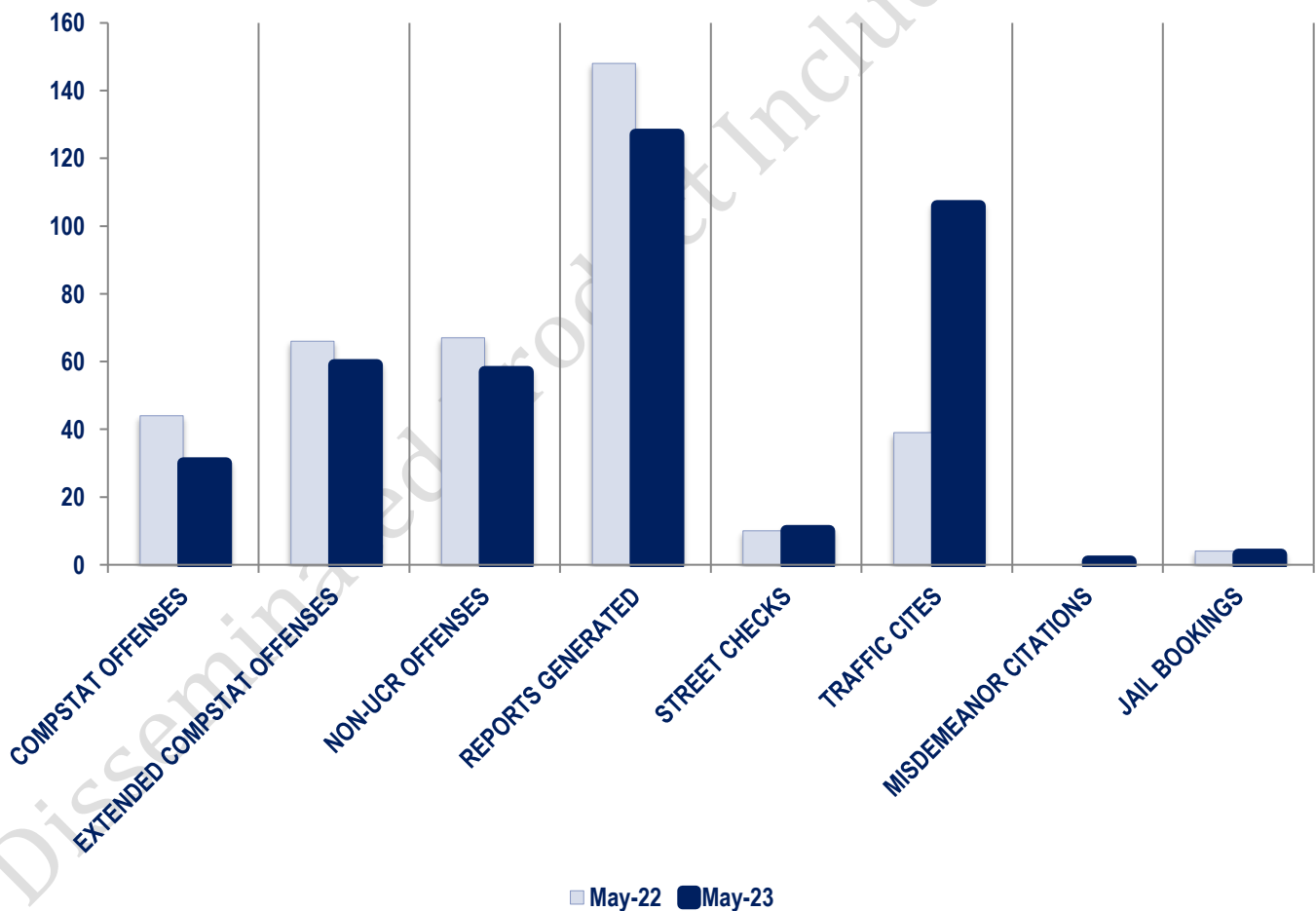


Other Event Totals



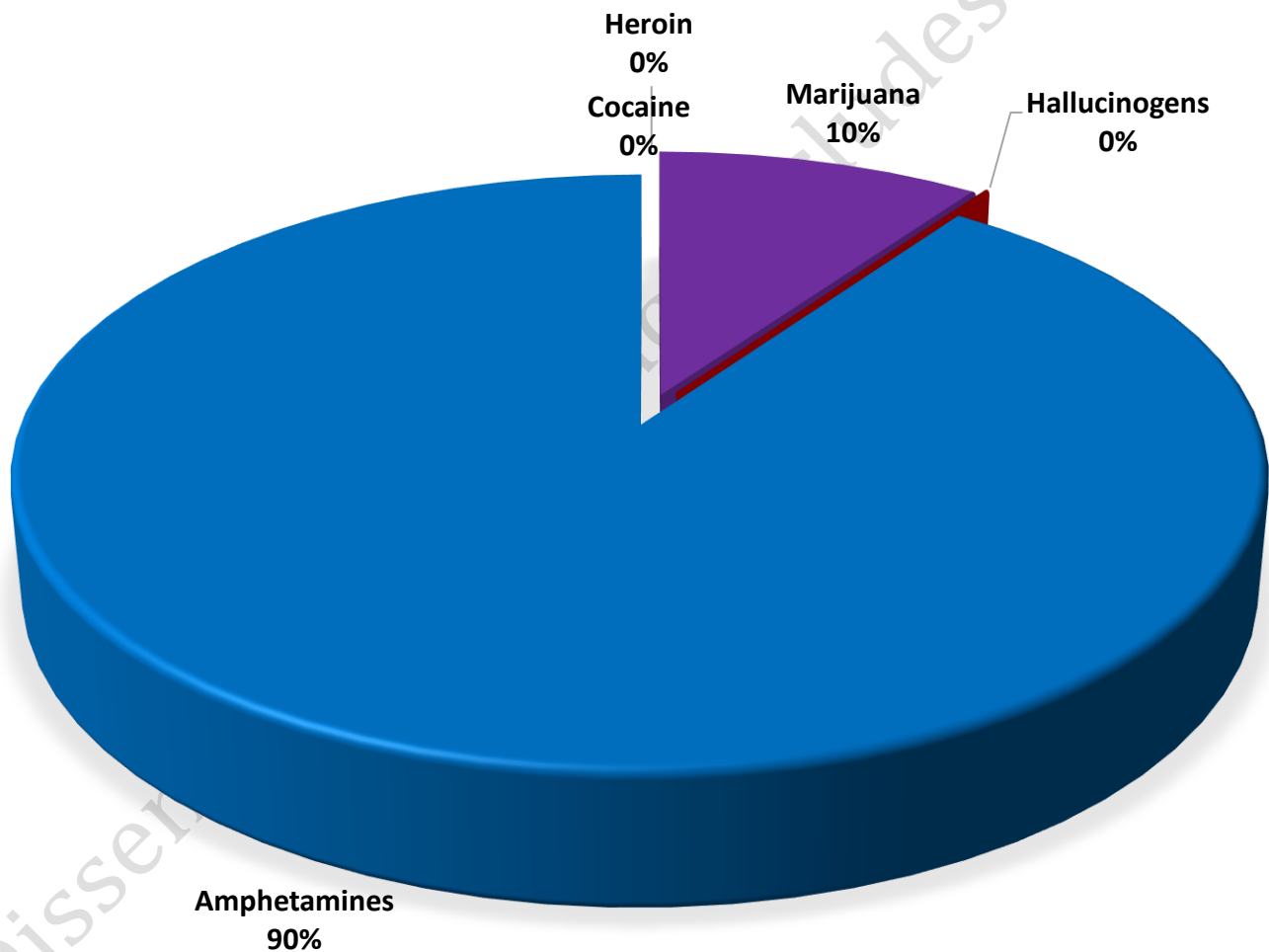
Combined Offense/Event Trends

	May-22	May-23
CompStat Offenses	44	30
Extended CompStat Offenses	66	59
Non-UCR Offenses	67	57
Reports Generated	148	127
Street Checks	10	10
Traffic Cites	39	106
Misdemeanor Citations	0	1
Jail Bookings	4	3



Seized Drugs

TYPE	DOSES	STREET VALUE
Cocaine	0.0	\$ -
Heroin	0.0	\$ -
Marijuana	1.8	\$ 5.86
Hallucinogens	0.0	\$ -
Amphetamines	16.2	\$ 113.40
TOTAL	18.0	\$ 119.26



CompStat & Extended CompStat Offenses - One Year

