



CITY COUNCIL DISTRICT #2

MONTHLY OFFENSE SUMMARY

June 2023

These figures represent preliminary counts of original Police Incident Reports and include all offenses within the above listed City Council District only. Full statistical analysis to determine the confidence level of this data has not been performed. The results contained herein are approximate in relation to the listed area and may not fully coincide with data shown in other areas of SLCPD's Crime Statistics page such as Calls for Service, Crimes Trending, and Crime Reports due to and reflective of departmental procedures that were in place at the time the event occurred and the date this data was compiled. Results displayed are not distinguished as attempted or completed crimes, do not include other calls for police service, and only represent police service where a report was made. Police Incident Reports are classified by primary offense categories as defined by the Uniform Crime Reporting (UCR) system, however for this report all offenses are included, and each incident may have more than one offense listed on it. In cases where there is more than one offense listed, all offenses are counted individually. Although every reasonable verification effort is made, the accuracy of any data is subject to the constraints of the report generation process as well as the manner, format, and point in time of any query.

COMPSTAT OFFENSES: (Part I)

Chosen by the FBI as Part I Offenses because they are serious crimes that occur with regularity in all areas of the country and are likely to be reported to Police.

EXTENDED COMPSTAT OFFENSES: (Part II)

All other crimes other than the eight CompStat Offenses. The Uniform Crime Reporting Program gathers only arrest data for these offenses, however, SLCPD results displayed in this document display all of these, regardless of the presence of arrest data.

ALL OTHER OFFENSES:

Under the Extended CompStat Offense section, 'All Other Offenses' include Peeping Tom, Trespass, Kidnap/Abduction, Pornography, Extortion/Blackmail, Bribery, Warrants, Sexual Offenses, Obstruction, Public Peace, and Hit & Run.

NON-UCR OFFENSES:

Non-UCR Offenses include reports for all other offenses not classified as a CompStat or Extended CompStat Offense. Results displayed separate some of these offenses such as Ambulance Calls, Deaths, Missing Persons, Suicides, Suspicious Activity, and Traffic Accidents.

ALL OTHER NON-UCR:

Under the Non-UCR category, 'All Other' include the remainder of offenses not classified as CompStat or CompStat Extended and not separated from the Non-UCR Offenses. These include things such as Loud Parties, Barking Dogs, Mentally Ill Subjects, Citizen Assistance, etc.

LOW NUMBER OFFENSES:

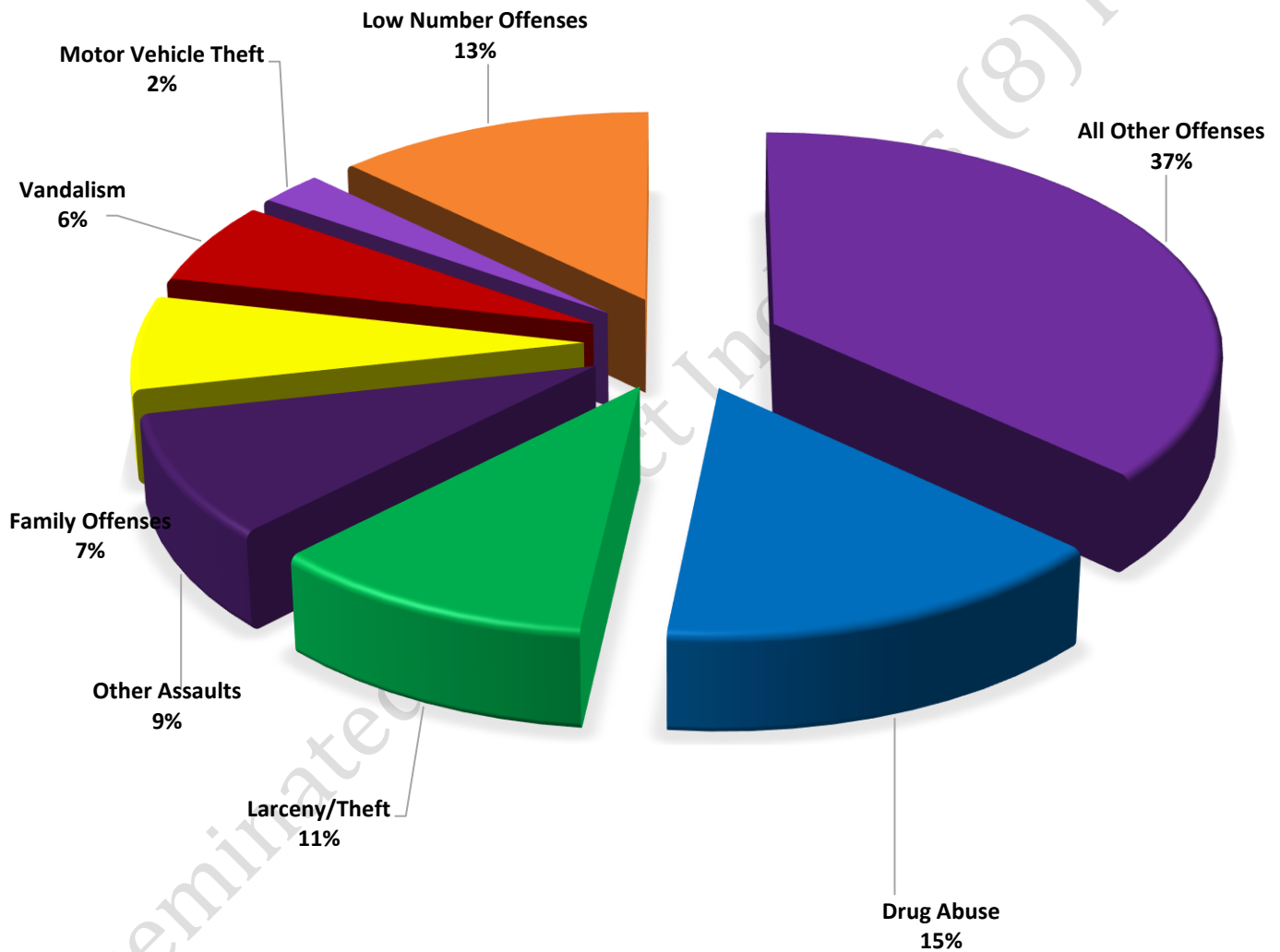
On page two, in the interest of space and allowing for easier viewing, the category titled 'Low Number Offenses' include CompStat and Extended CompStat Offenses from page one that have totals under the amount of 15.

Offenses

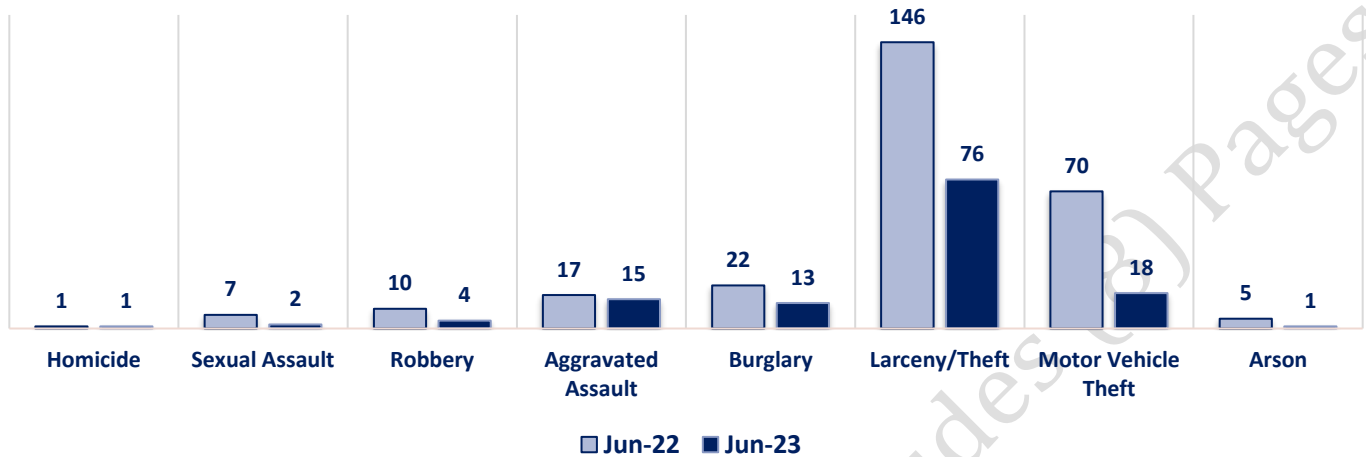
COMPSTAT OFFENSES	VIOLENT	Offense	Jun-22	Jun-23	EXTENDED COMPSTAT OFFENSES
		Homicide	1	1	
		Sexual Assault	7	2	
		Robbery	10	4	
		Aggravated Assault	17	15	
		Burglary	22	13	
		Larceny/Theft	146	76	
		Motor Vehicle Theft	70	18	
		Arson	5	1	
NON-UCR OFFENSES	PROPERTY	COMPSTAT TOTALS	278	130	
		Ambulance Calls	15	33	
		Deaths	5	5	
		Missing Persons	4	7	
		Suicides	0	0	
		Suspicious Activity	26	34	
		Traffic Accidents	72	60	
		All Other	238	245	
		NON-UCR TOTALS	360	384	
TOTALS		COMPSTAT OFFENSES	278	130	
		EXTENDED COMPSTAT OFFENSES	465	583	
		NON-UCR OFFENSES	360	384	
		TOTAL	1103	1097	

OFFENSE	Jun-22	Jun-23
Other Assaults	65	65
Forgery/Counterfeiting	2	6
Fraud	16	10
Embezzlement	0	0
Stolen Property	7	2
Vandalism	57	44
Weapons	10	9
Prostitution	1	0
Sex Offenses	1	2
Drug Abuse	58	106
Gambling	0	0
Family Offenses	43	50
DUI	5	5
Liquor Laws	0	2
Drunkenness	6	10
Disorderly Conduct	9	9
All Other Offenses	183	263
Curfew/Loitering	2	0
EXTENDED COMPSTAT TOTALS	465	583

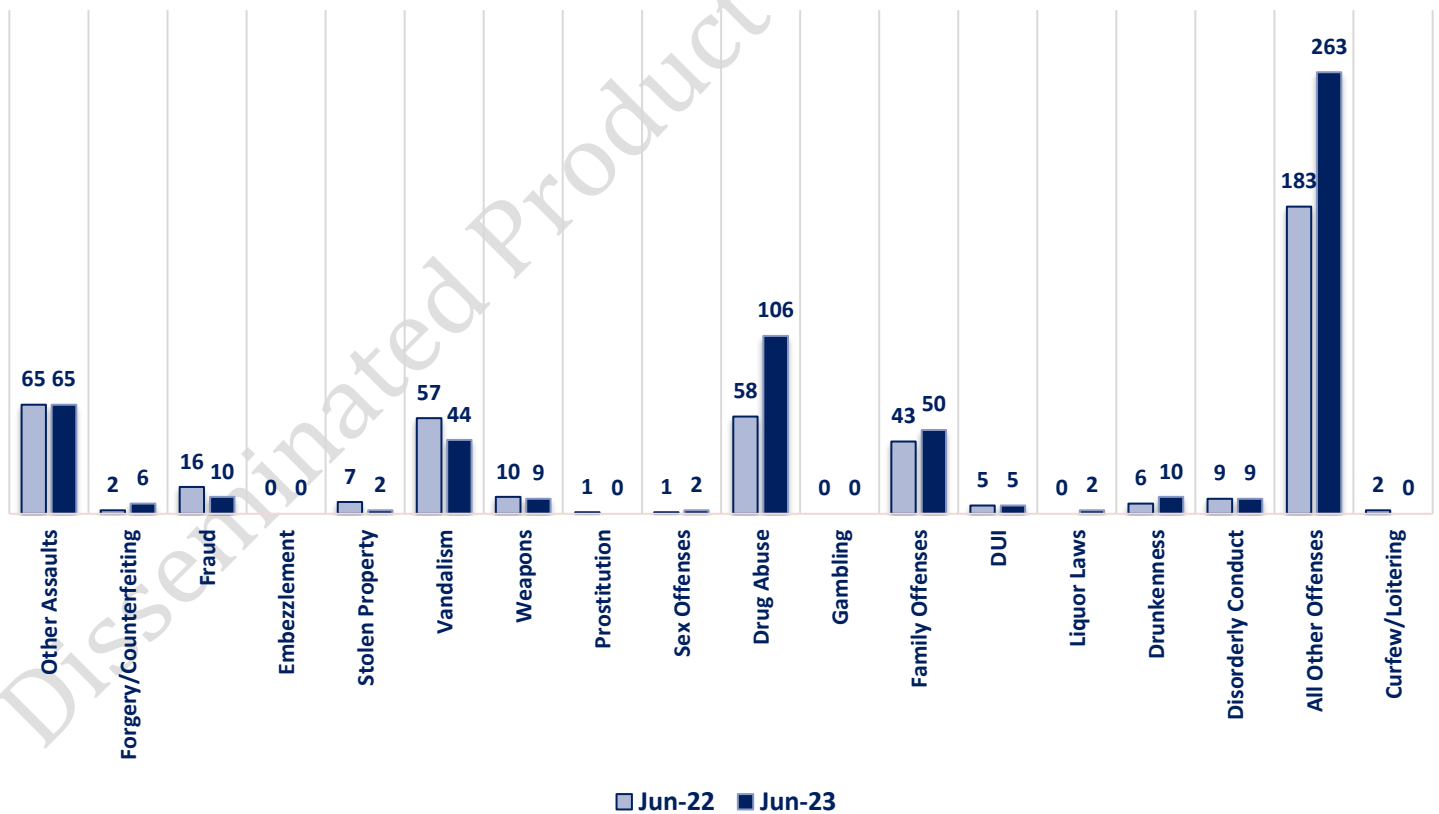
JUNE 2023 - COMPSTAT AND EXTENDED COMPSTAT OFFENSE PERCENTAGES



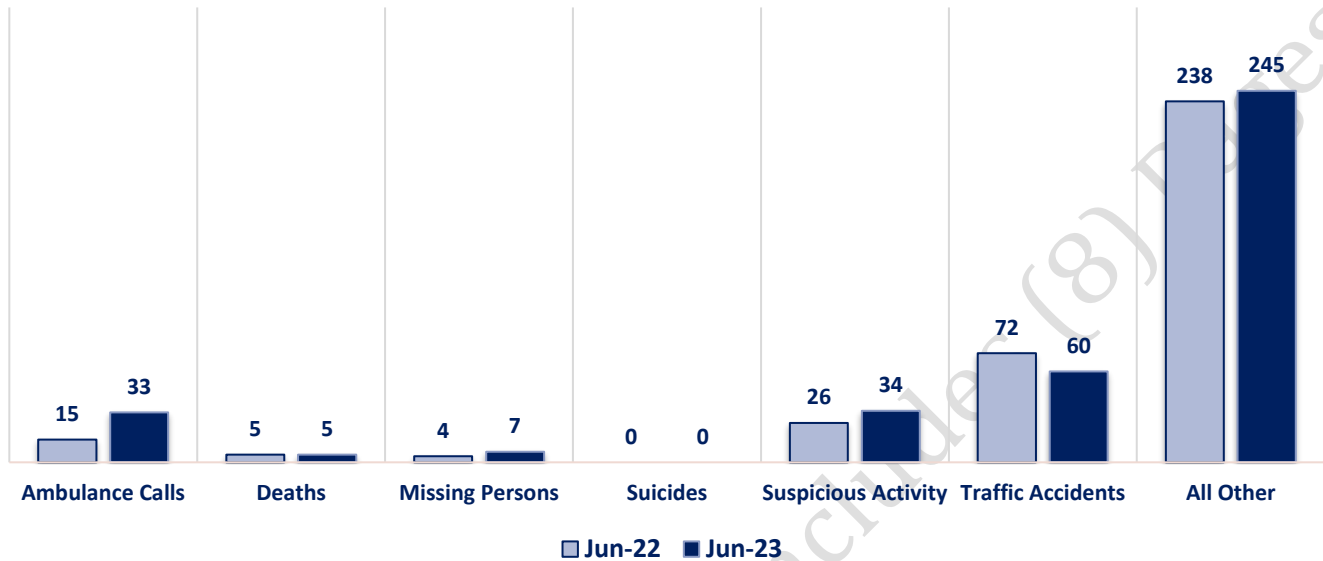
CompStat Offenses



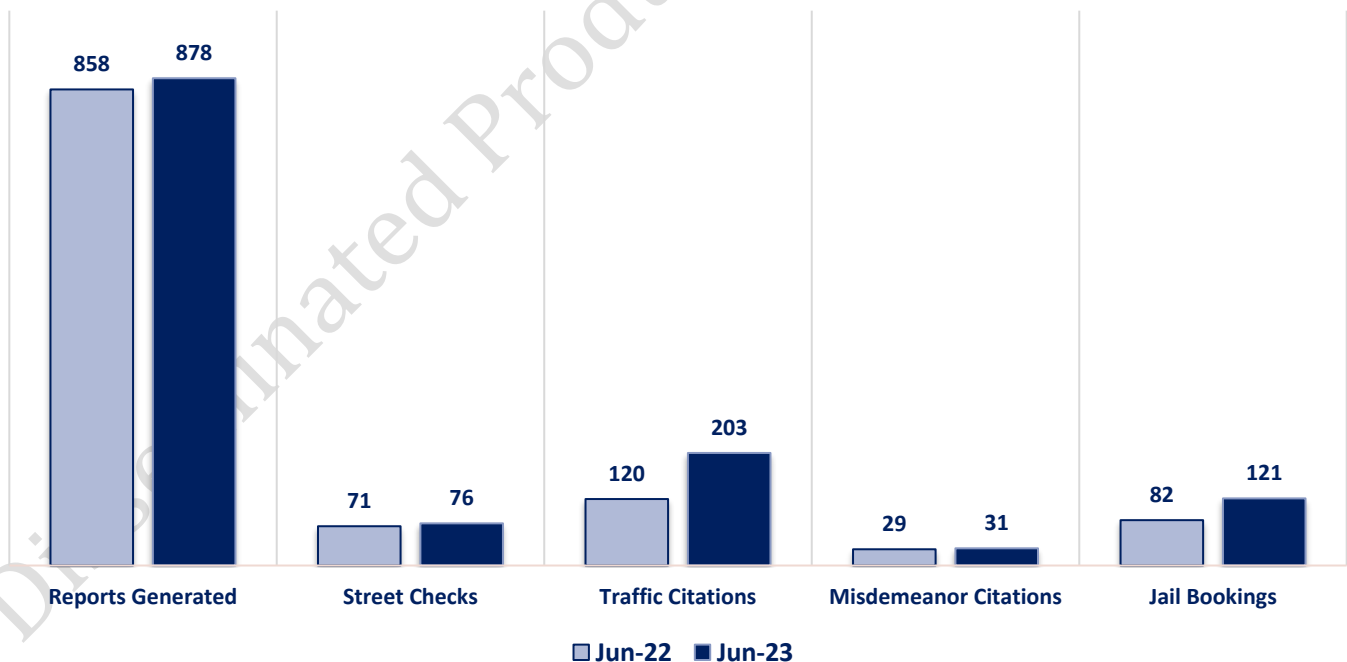
Extended CompStat Offenses



Non-UCR Offenses

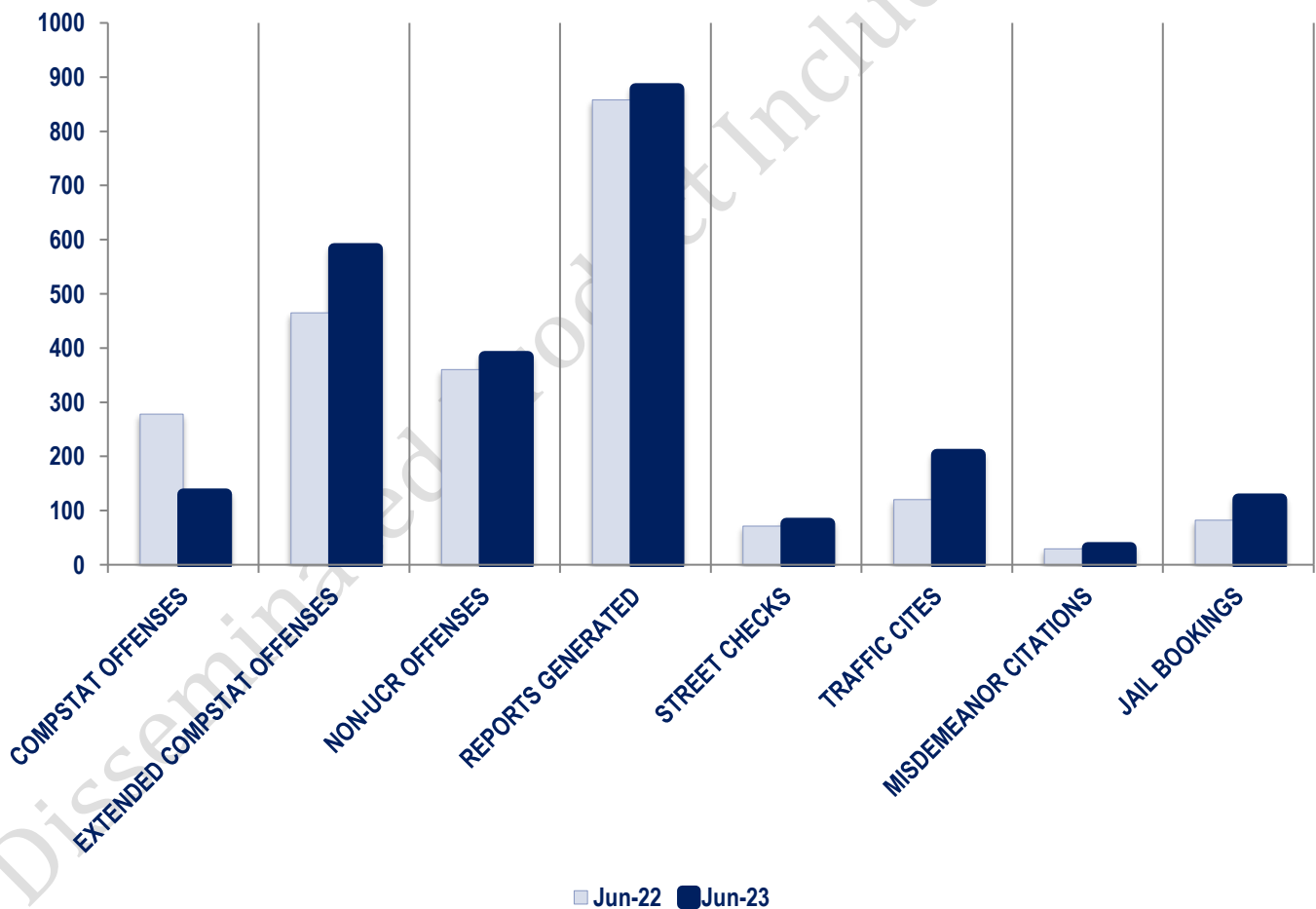


Other Event Totals



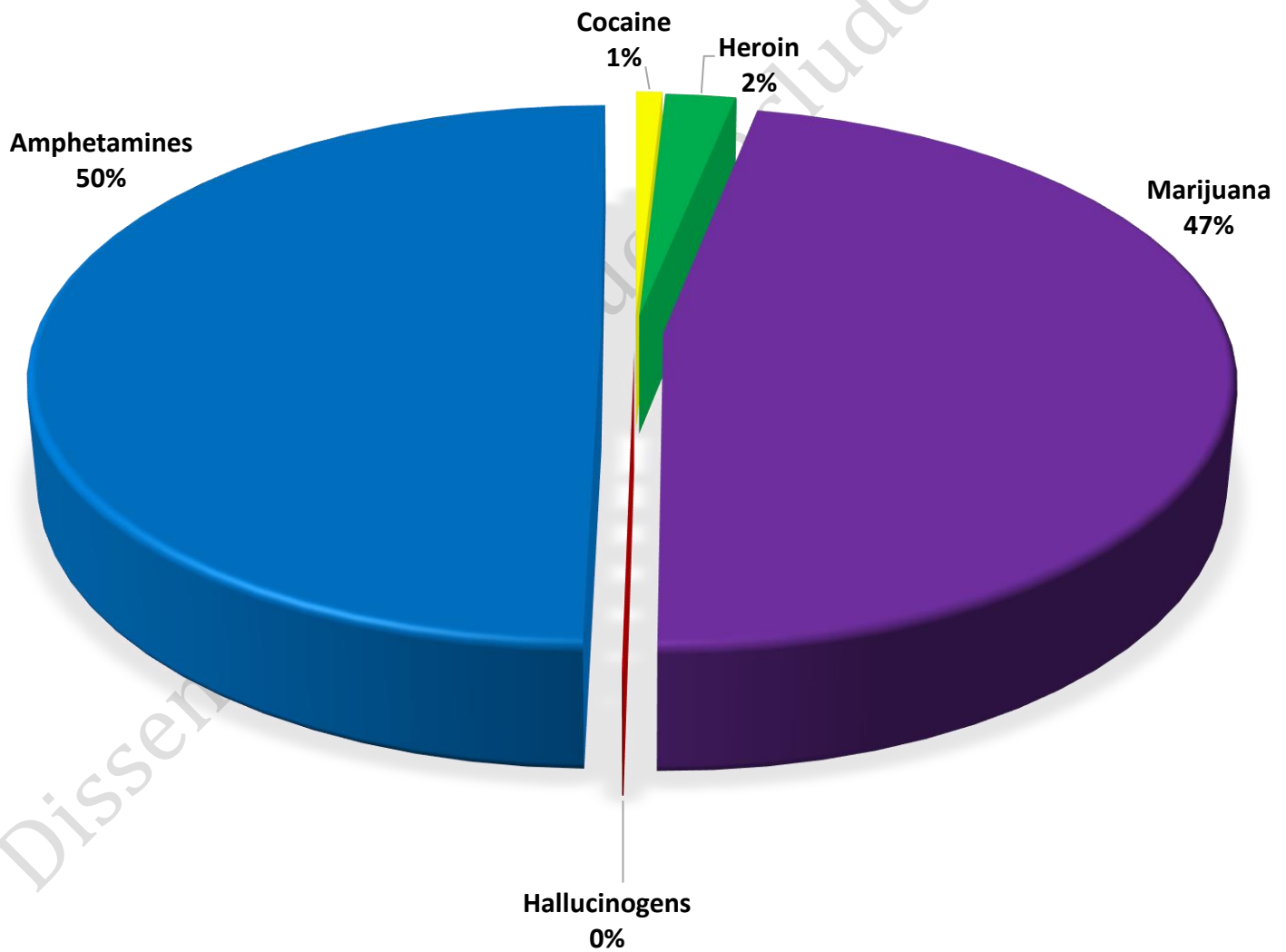
Combined Offense/Event Trends

	Jun-22	Jun-23
CompStat Offenses	278	130
Extended CompStat Offenses	465	583
Non-UCR Offenses	360	384
Reports Generated	858	878
Street Checks	71	76
Traffic Cites	120	203
Misdemeanor Citations	29	31
Jail Bookings	82	121



Seized Drugs

TYPE	DOSES	STREET VALUE
Cocaine	38.0	\$ 266.14
Heroin	100.9	\$ 751.51
Marijuana	2043.4	\$ 6,783.98
Hallucinogens	1.4	\$ 2.82
Amphetamines	2158.7	\$ 15,110.90
TOTAL	4342.4	\$ 22,915.35



CompStat & Extended CompStat Offenses - One Year

