



## CITY COUNCIL DISTRICT #4 MONTHLY OFFENSE SUMMARY

June 2023

These figures represent preliminary counts of original Police Incident Reports and include all offenses within the above listed City Council District only. Full statistical analysis to determine the confidence level of this data has not been performed. The results contained herein are approximate in relation to the listed area and may not fully coincide with data shown in other areas of SLCPD's Crime Statistics page such as Calls for Service, Crimes Trending, and Crime Reports due to and reflective of departmental procedures that were in place at the time the event occurred and the date this data was compiled. Results displayed are not distinguished as attempted or completed crimes, do not include other calls for police service, and only represent police service where a report was made. Police Incident Reports are classified by primary offense categories as defined by the Uniform Crime Reporting (UCR) system, however for this report all offenses are included, and each incident may have more than one offense listed on it. In cases where there is more than one offense listed, all offenses are counted individually. Although every reasonable verification effort is made, the accuracy of any data is subject to the constraints of the report generation process as well as the manner, format, and point in time of any query.

### COMPSTAT OFFENSES: (Part I)

Chosen by the FBI as Part I Offenses because they are serious crimes that occur with regularity in all areas of the country and are likely to be reported to Police.

### EXTENDED COMPSTAT OFFENSES: (Part II)

All other crimes other than the eight CompStat Offenses. The Uniform Crime Reporting Program gathers only arrest data for these offenses, however, SLCPD results displayed in this document display all of these, regardless of the presence of arrest data.

### ALL OTHER OFFENSES:

Under the Extended CompStat Offense section, 'All Other Offenses' include Peeping Tom, Trespass, Kidnap/Abduction, Pornography, Extortion/Blackmail, Bribery, Warrants, Sexual Offenses, Obstruction, Public Peace, and Hit & Run.

### NON-UCR OFFENSES:

Non-UCR Offenses include reports for all other offenses not classified as a CompStat or Extended CompStat Offense. Results displayed separate some of these offenses such as Ambulance Calls, Deaths, Missing Persons, Suicides, Suspicious Activity, and Traffic Accidents.

### ALL OTHER NON-UCR:

Under the Non-UCR category, 'All Other' include the remainder of offenses not classified as CompStat or CompStat Extended and not separated from the Non-UCR Offenses. These include things such as Loud Parties, Barking Dogs, Mentally Ill Subjects, Citizen Assistance, etc.

### LOW NUMBER OFFENSES:

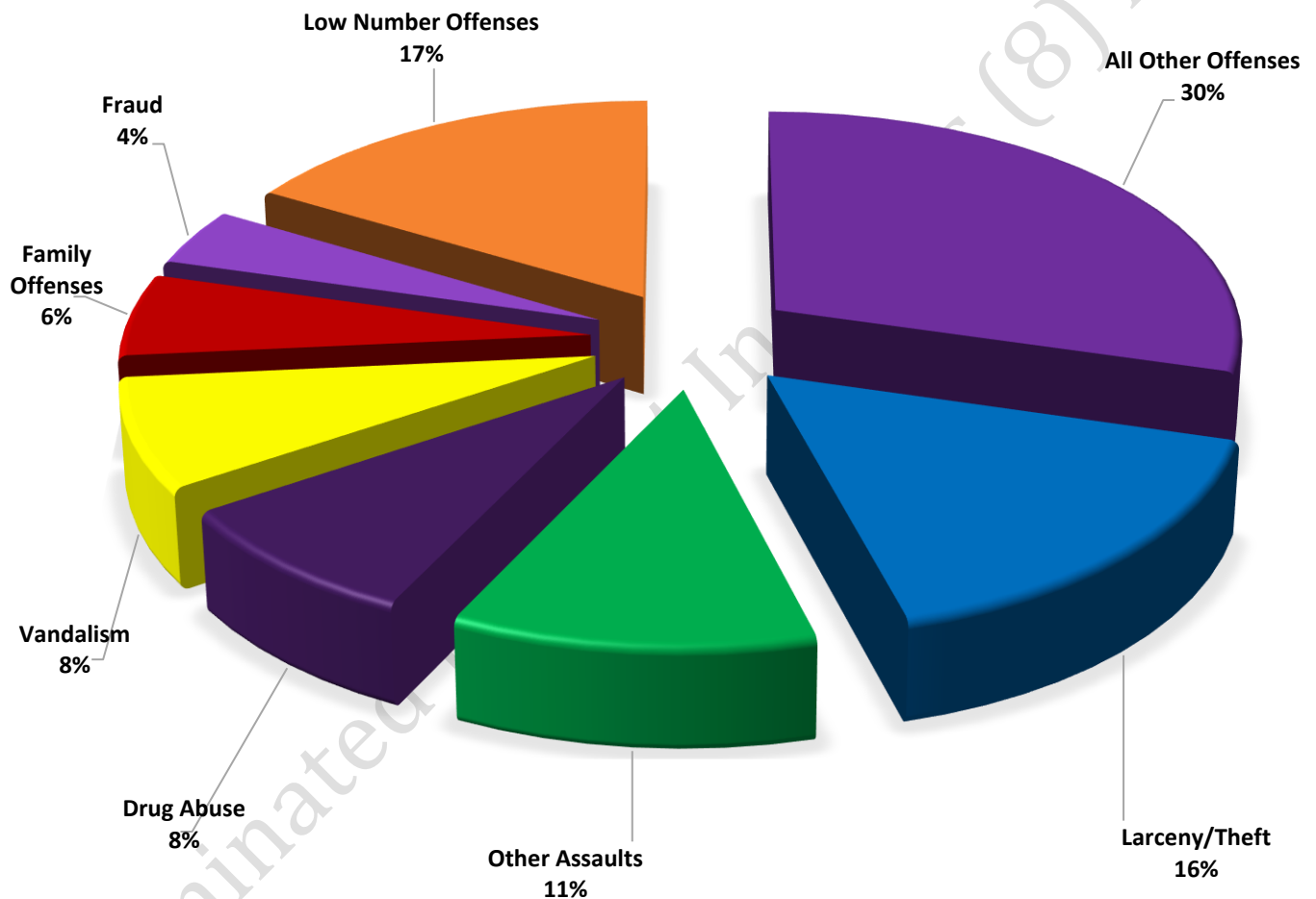
On page two, in the interest of space and allowing for easier viewing, the category titled 'Low Number Offenses' include CompStat and Extended CompStat Offenses from page one that have totals under the amount of 36.

## Offenses

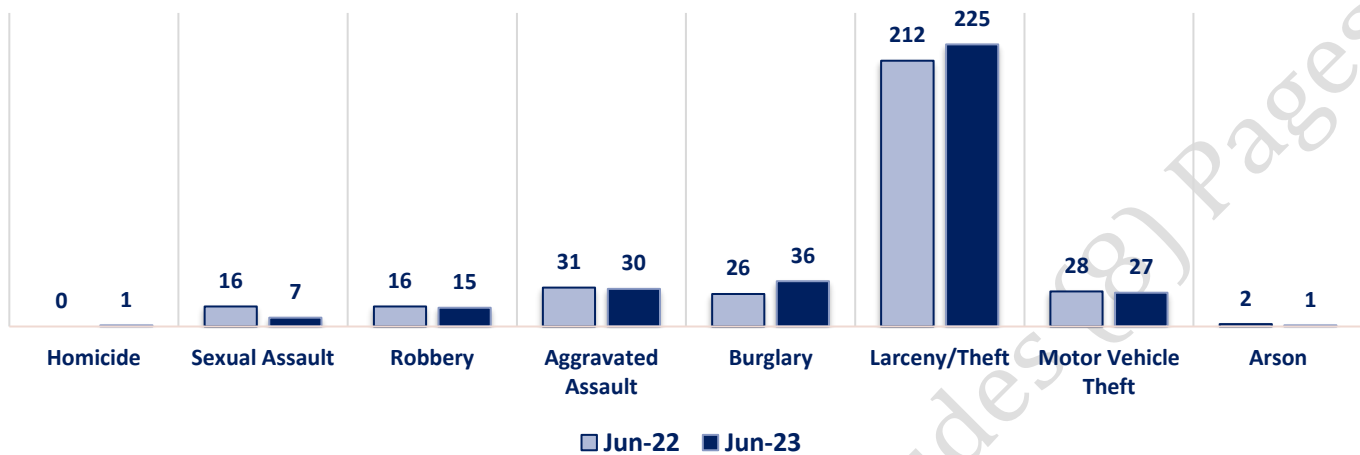
COMPSTAT OFFENSES	VIOLENT	Offense	Jun-22	Jun-23	EXTENDED COMPSTAT OFFENSES
		Homicide	0	1	
		Sexual Assault	16	7	
		Robbery	16	15	
		Aggravated Assault	31	30	
		Burglary	26	36	
		Larceny/Theft	212	225	
		Motor Vehicle Theft	28	27	
		Arson	2	1	
NON-UCR OFFENSES	PROPERTY	COMPSTAT TOTALS	331	342	
		Ambulance Calls	79	97	
		Deaths	7	5	
		Missing Persons	19	26	
		Suicides	1	3	
		Suspicious Activity	34	34	
		Traffic Accidents	100	102	
		All Other	373	357	
		NON-UCR TOTALS	613	624	
TOTALS		COMPSTAT OFFENSES	331	342	
		EXTENDED COMPSTAT OFFENSES	753	1029	
		NON-UCR OFFENSES	613	624	
		TOTAL	1697	1995	

OFFENSE	Jun-22	Jun-23
Other Assaults	113	155
Forgery/Counterfeiting	8	4
Fraud	37	56
Embezzlement	0	1
Stolen Property	6	6
Vandalism	85	108
Weapons	9	20
Prostitution	0	0
Sex Offenses	5	11
Drug Abuse	64	116
Gambling	0	0
Family Offenses	73	81
DUI	6	12
Liquor Laws	1	3
Drunkenness	20	28
Disorderly Conduct	30	23
All Other Offenses	293	404
Curfew/Loitering	3	1
EXTENDED COMPSTAT TOTALS	753	1029

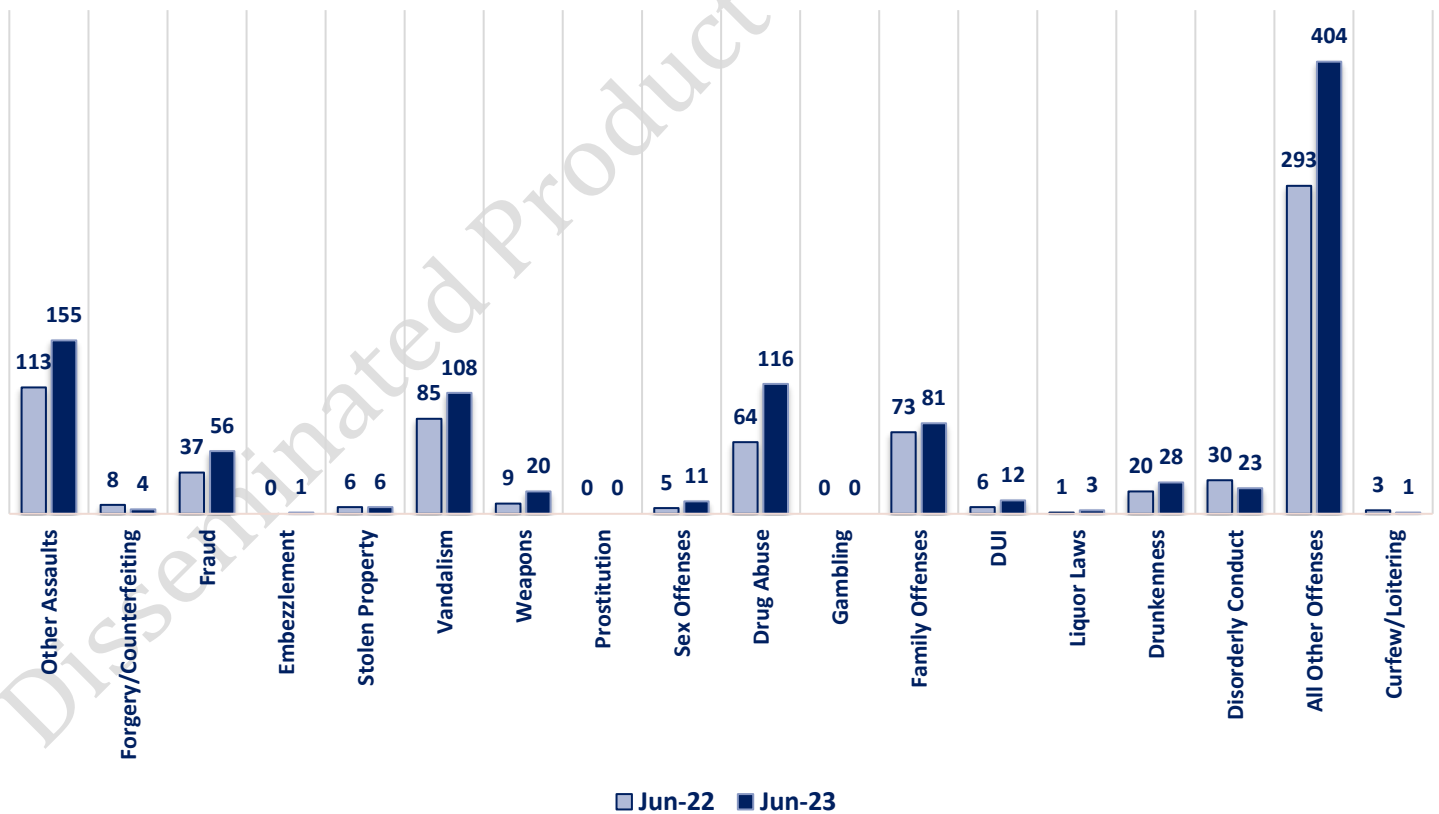
**JUNE 2023 - COMPSTAT AND EXTENDED COMPSTAT OFFENSE PERCENTAGES**



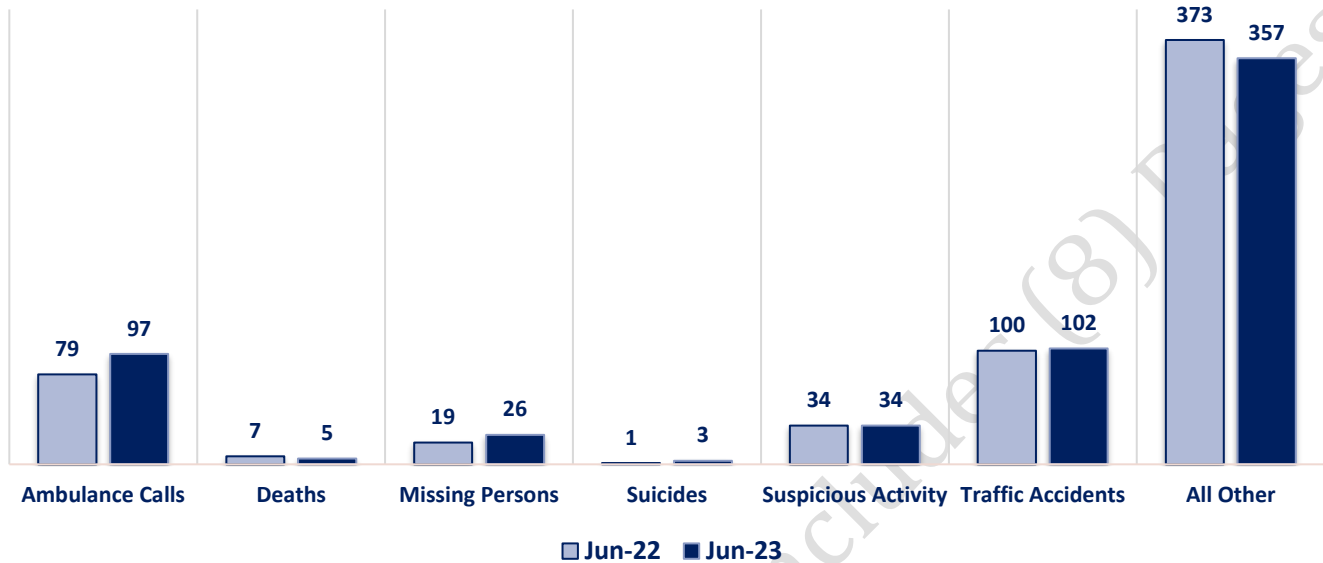
### CompStat Offenses



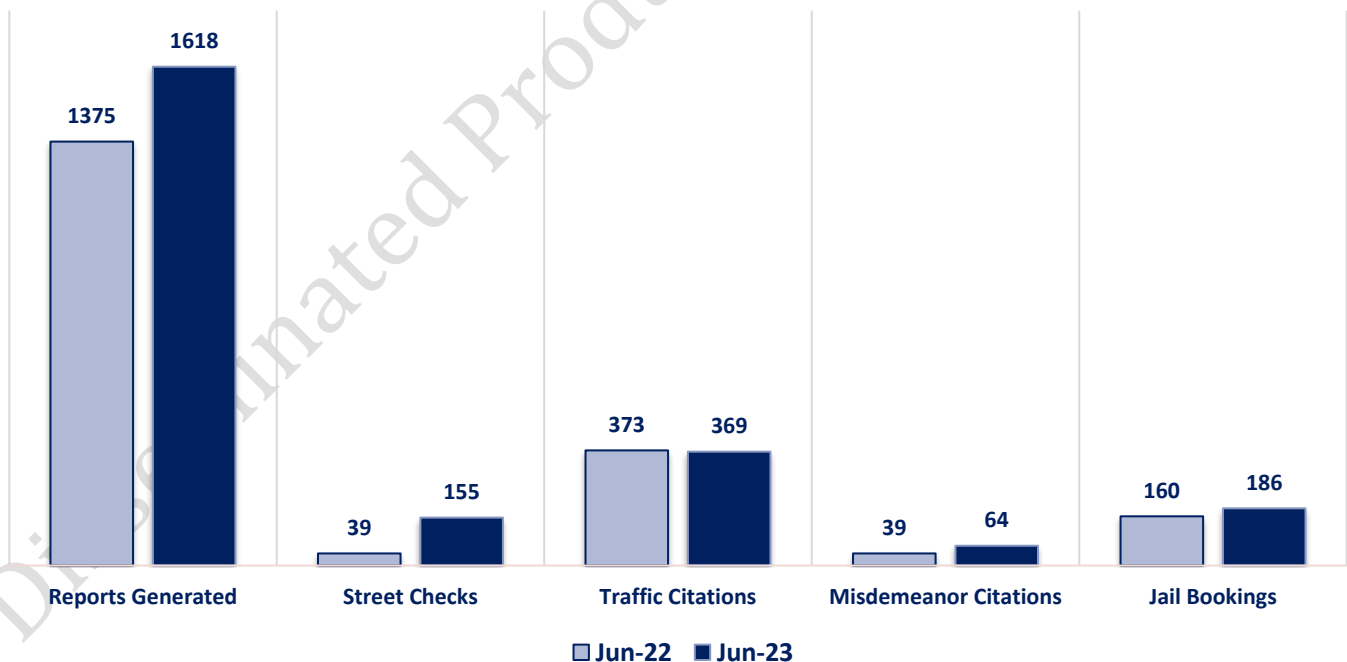
### Extended CompStat Offenses



### Non-UCR Offenses

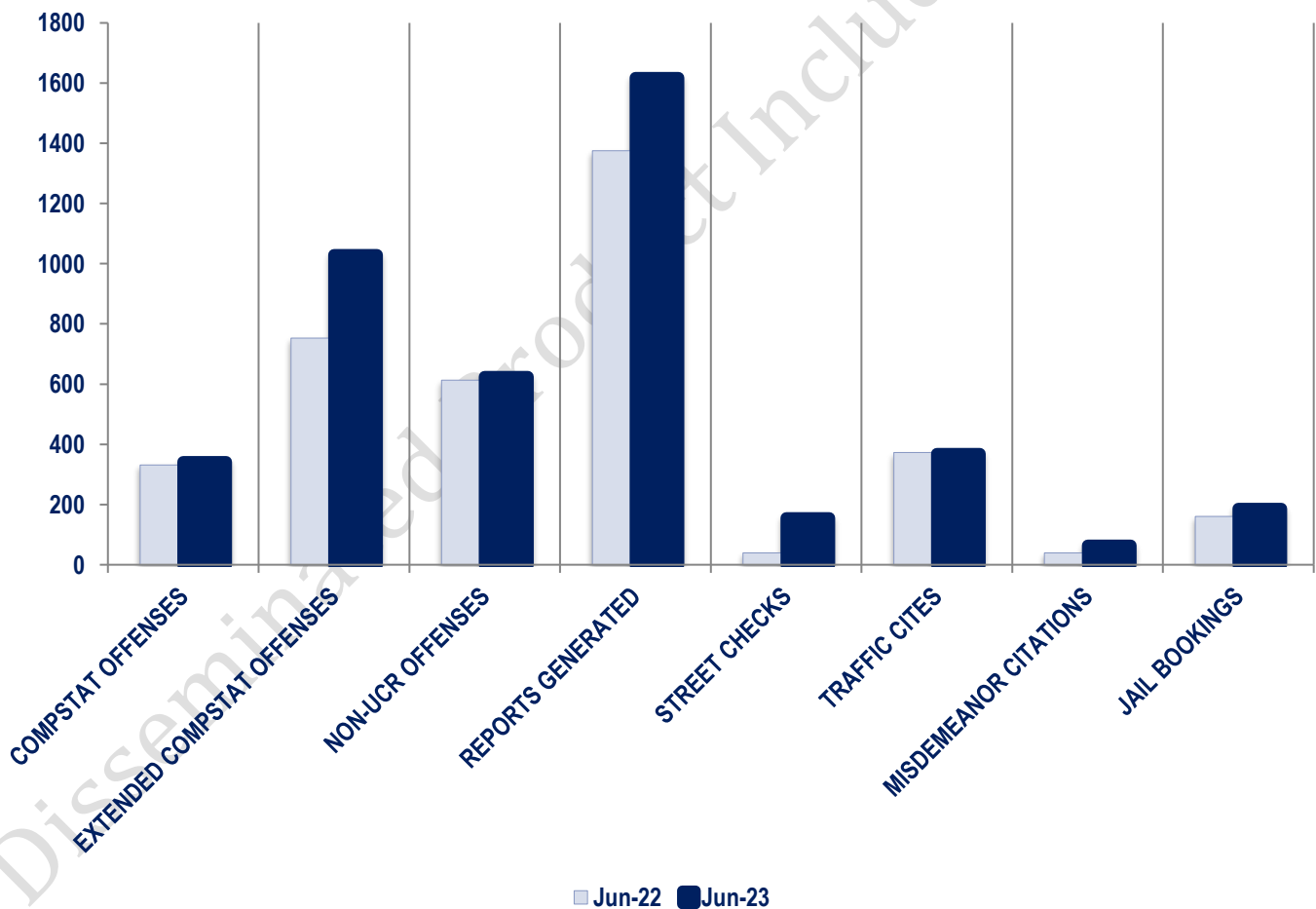


### Other Event Totals



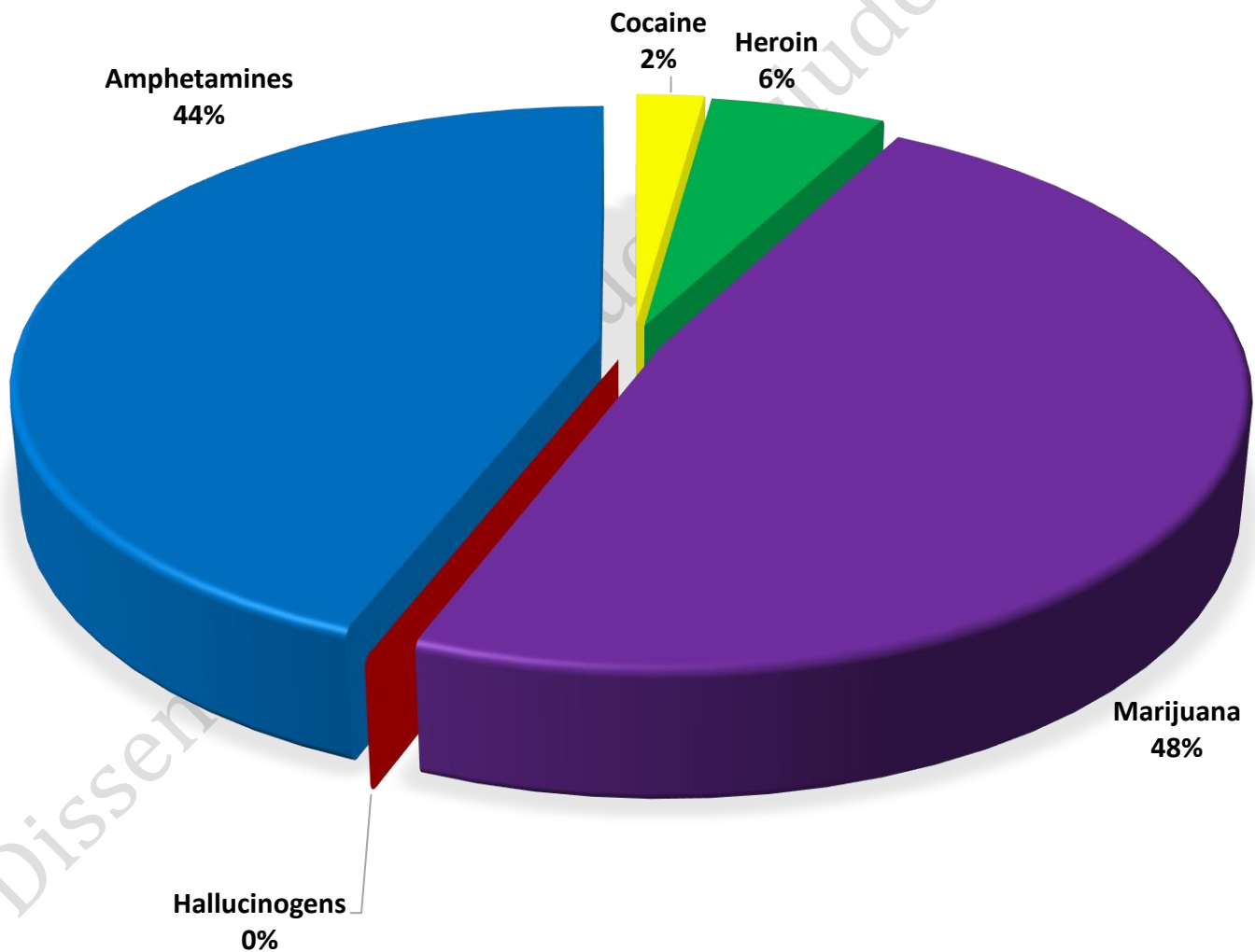
### Combined Offense/Event Trends

	Jun-22	Jun-23
<b>CompStat Offenses</b>	331	342
<b>Extended CompStat Offenses</b>	753	1029
<b>Non-UCR Offenses</b>	613	624
<b>Reports Generated</b>	1375	1618
<b>Street Checks</b>	39	155
<b>Traffic Cites</b>	373	369
<b>Misdemeanor Citations</b>	39	64
<b>Jail Bookings</b>	160	186



## Seized Drugs

TYPE	DOSES	STREET VALUE
Cocaine	48.0	\$ 336.00
Heroin	122.5	\$ 912.25
Marijuana	1051.4	\$ 3,490.64
Hallucinogens	0.0	\$ -
Amphetamines	961.1	\$ 6,727.71
<b>TOTAL</b>	<b>2182.9</b>	<b>\$ 11,466.60</b>



### CompStat & Extended CompStat Offenses - One Year

