



## CITY COUNCIL DISTRICT #7

### MONTHLY OFFENSE SUMMARY

June 2023

These figures represent preliminary counts of original Police Incident Reports and include all offenses within the above listed City Council District only. Full statistical analysis to determine the confidence level of this data has not been performed. The results contained herein are approximate in relation to the listed area and may not fully coincide with data shown in other areas of SLCPD's Crime Statistics page such as Calls for Service, Crimes Trending, and Crime Reports due to and reflective of departmental procedures that were in place at the time the event occurred and the date this data was compiled. Results displayed are not distinguished as attempted or completed crimes, do not include other calls for police service, and only represent police service where a report was made. Police Incident Reports are classified by primary offense categories as defined by the Uniform Crime Reporting (UCR) system, however for this report all offenses are included, and each incident may have more than one offense listed on it. In cases where there is more than one offense listed, all offenses are counted individually. Although every reasonable verification effort is made, the accuracy of any data is subject to the constraints of the report generation process as well as the manner, format, and point in time of any query.

---

#### COMPSTAT OFFENSES: (Part I)

Chosen by the FBI as Part I Offenses because they are serious crimes that occur with regularity in all areas of the country and are likely to be reported to Police.

#### EXTENDED COMPSTAT OFFENSES: (Part II)

All other crimes other than the eight CompStat Offenses. The Uniform Crime Reporting Program gathers only arrest data for these offenses, however, SLCPD results displayed in this document display all of these, regardless of the presence of arrest data.

#### ALL OTHER OFFENSES:

Under the Extended CompStat Offense section, 'All Other Offenses' include Peeping Tom, Trespass, Kidnap/Abduction, Pornography, Extortion/Blackmail, Bribery, Warrants, Sexual Offenses, Obstruction, Public Peace, and Hit & Run.

#### NON-UCR OFFENSES:

Non-UCR Offenses include reports for all other offenses not classified as a CompStat or Extended CompStat Offense. Results displayed separate some of these offenses such as Ambulance Calls, Deaths, Missing Persons, Suicides, Suspicious Activity, and Traffic Accidents.

#### ALL OTHER NON-UCR:

Under the Non-UCR category, 'All Other' include the remainder of offenses not classified as CompStat or CompStat Extended and not separated from the Non-UCR Offenses. These include things such as Loud Parties, Barking Dogs, Mentally Ill Subjects, Citizen Assistance, etc.

#### LOW NUMBER OFFENSES:

On page two, in the interest of space and allowing for easier viewing, the category titled 'Low Number Offenses' include CompStat and Extended CompStat Offenses from page one that have totals under the amount of 12.

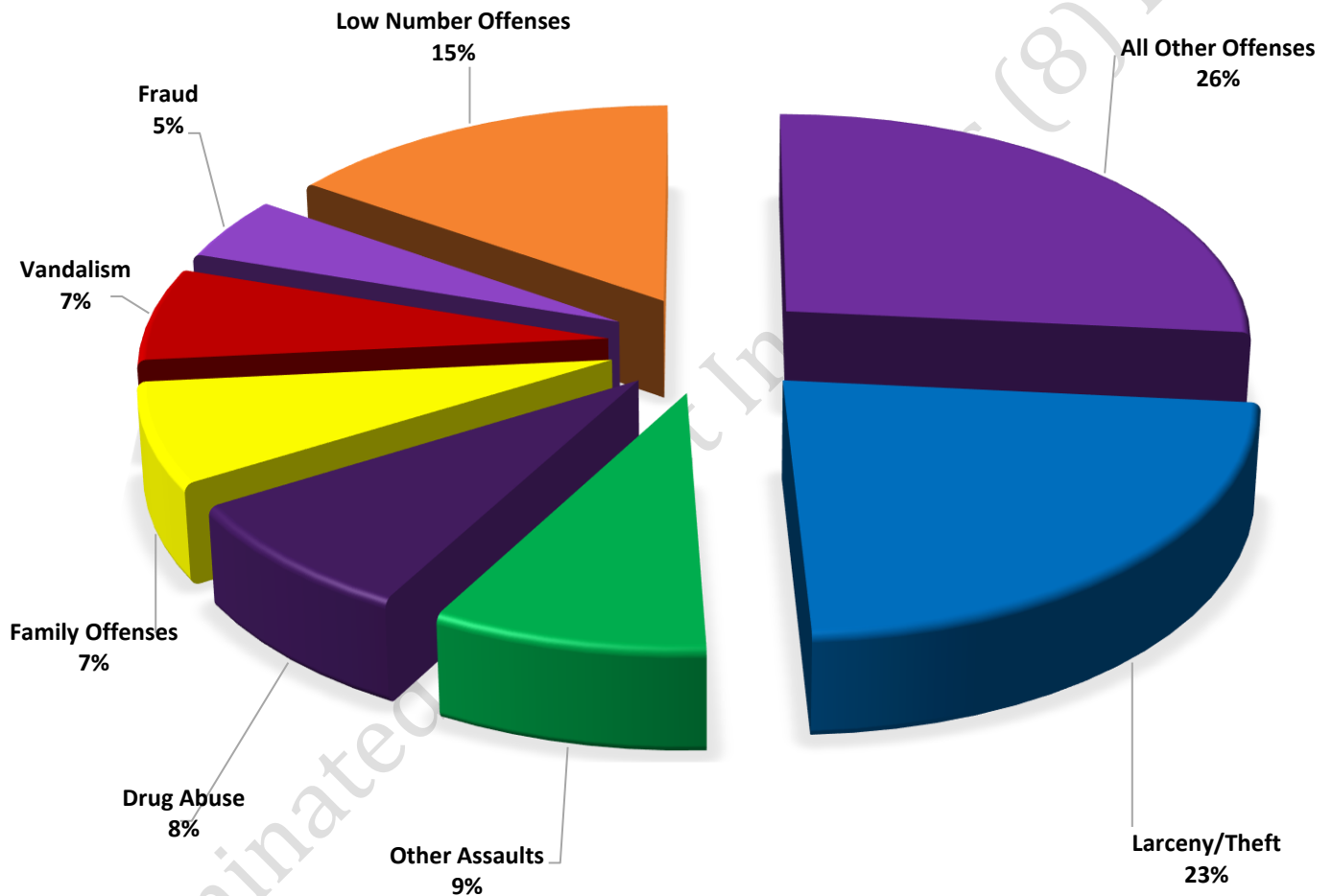
## Offenses

COMPSTAT OFFENSES	VIOLENT	Offense	Jun-22	Jun-23	EXTENDED COMPSTAT OFFENSES
		Homicide	0	0	
		Sexual Assault	0	1	
		Robbery	4	4	
		Aggravated Assault	8	8	
		Burglary	10	12	
		Larceny/Theft	108	85	
		Motor Vehicle Theft	15	8	
		Arson	1	1	
NON-UCR OFFENSES	PROPERTY	COMPSTAT TOTALS	146	119	
		Ambulance Calls	7	18	
		Deaths	5	3	
		Missing Persons	2	1	
		Suicides	0	1	
		Suspicious Activity	11	12	
		Traffic Accidents	43	42	
		All Other	88	91	
		NON-UCR TOTALS	156	168	
TOTALS		COMPSTAT OFFENSES	146	119	
		EXTENDED COMPSTAT OFFENSES	176	254	
		NON-UCR OFFENSES	156	168	
		TOTAL	478	541	

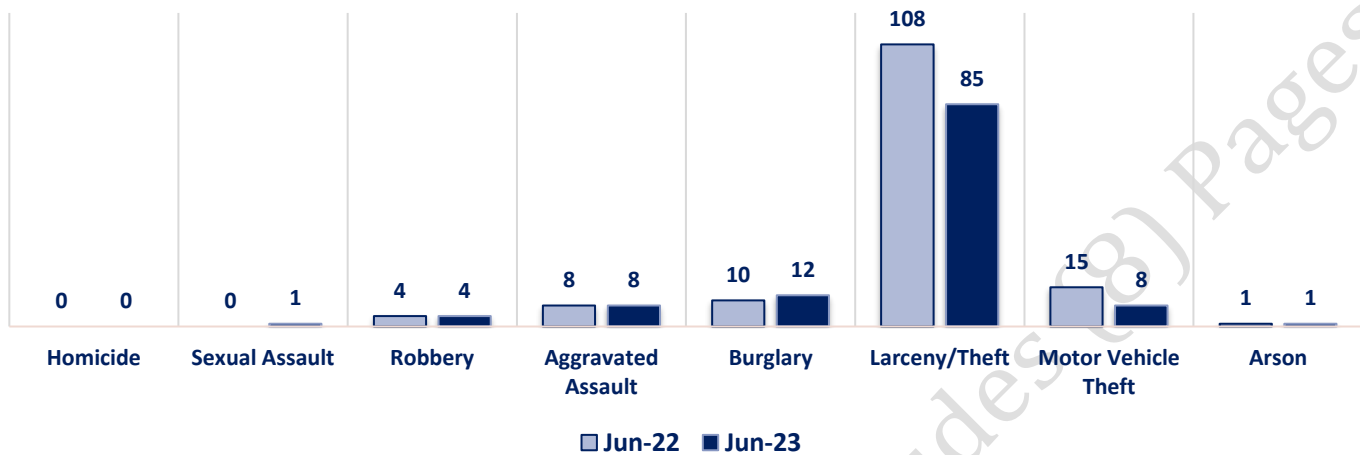
  

OFFENSE	Jun-22	Jun-23
Other Assaults	28	32
Forgery/Counterfeiting	2	1
Fraud	17	17
Embezzlement	0	0
Stolen Property	1	2
Vandalism	16	25
Weapons	3	5
Prostitution	0	0
Sex Offenses	0	1
Drug Abuse	20	31
Gambling	0	0
Family Offenses	20	27
DUI	5	4
Liquor Laws	4	0
Drunkenness	5	8
Disorderly Conduct	3	2
All Other Offenses	52	99
Curfew/Loitering	0	0
EXTENDED COMPSTAT TOTALS	176	254

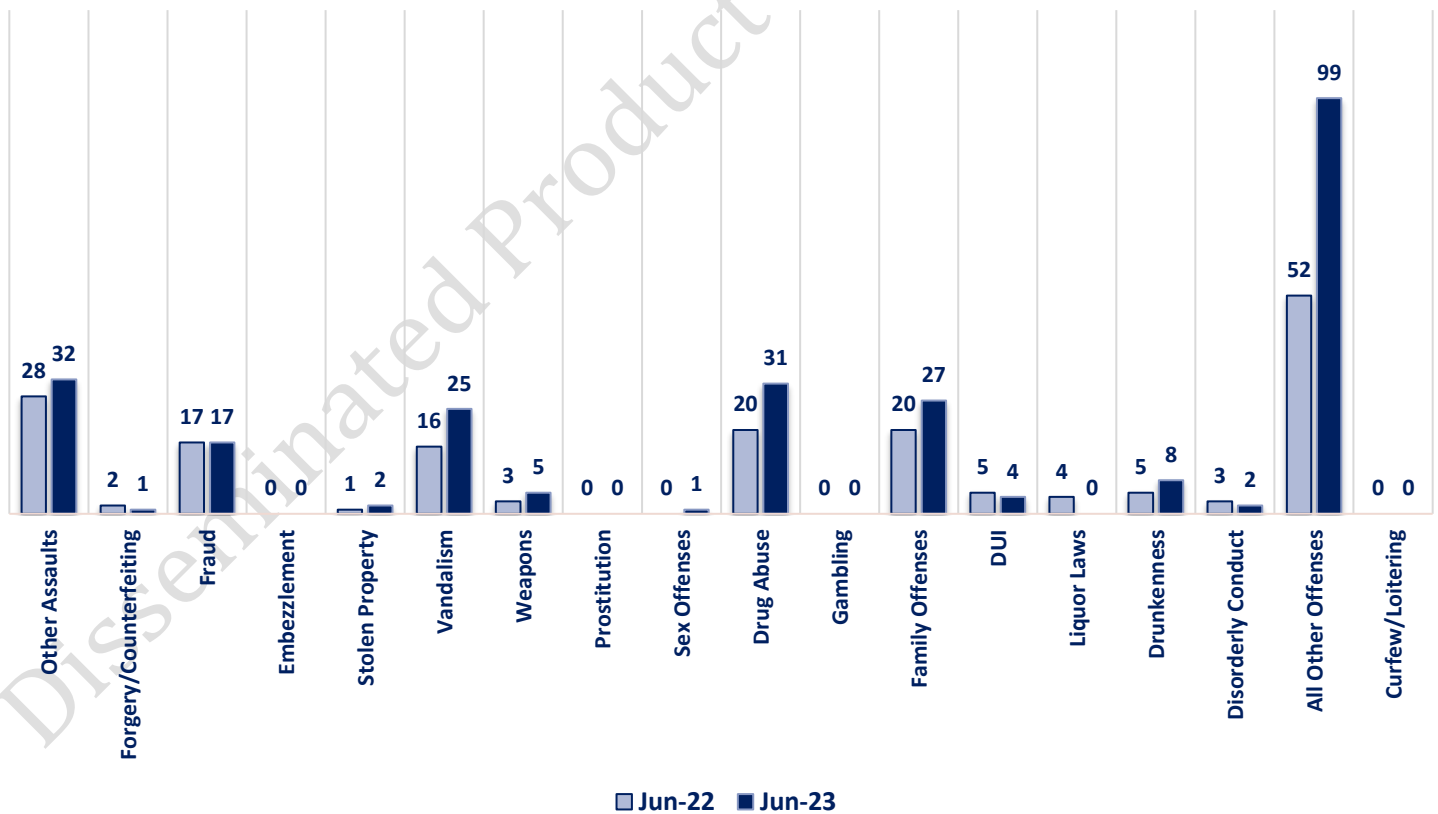
**JUNE 2023 - COMPSTAT AND EXTENDED COMPSTAT OFFENSE PERCENTAGES**



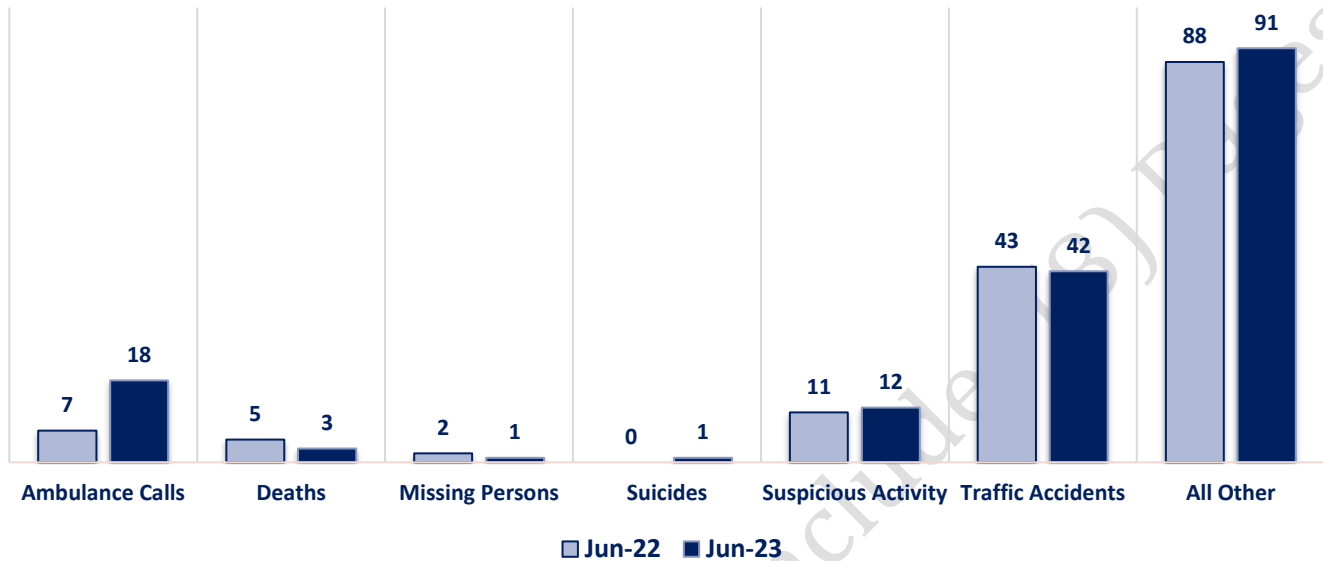
### CompStat Offenses



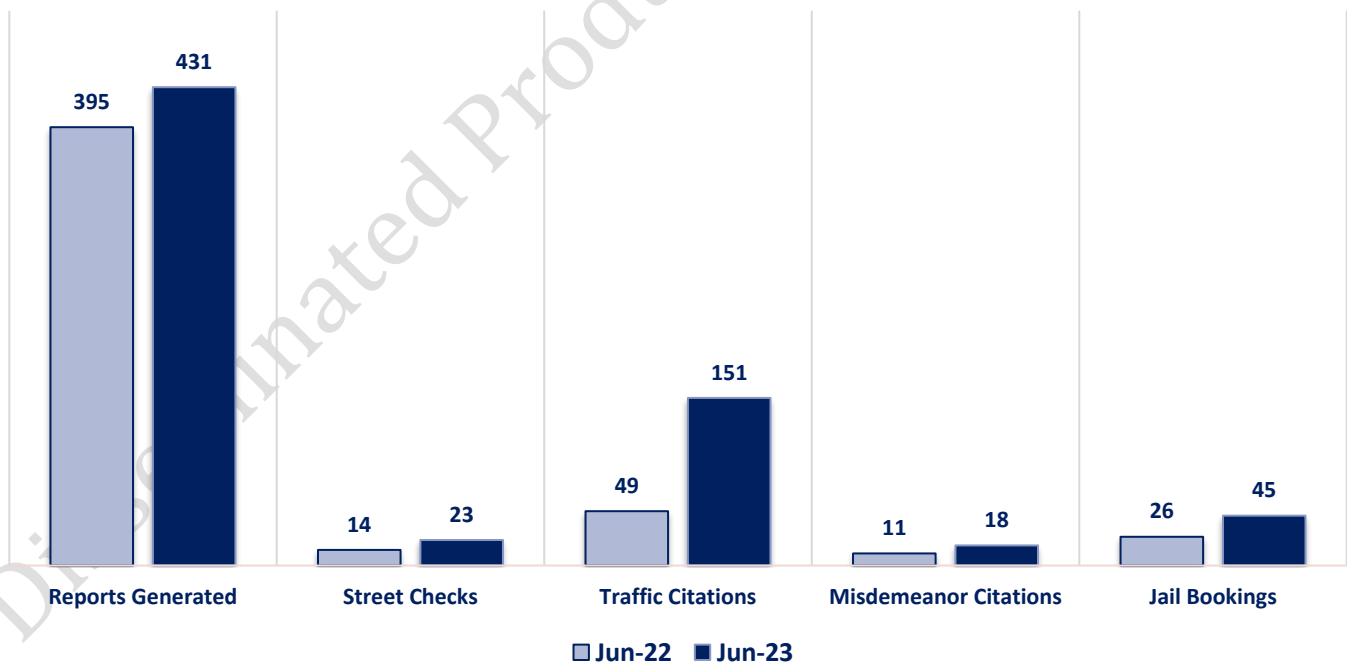
### Extended CompStat Offenses



### Non-UCR Offenses

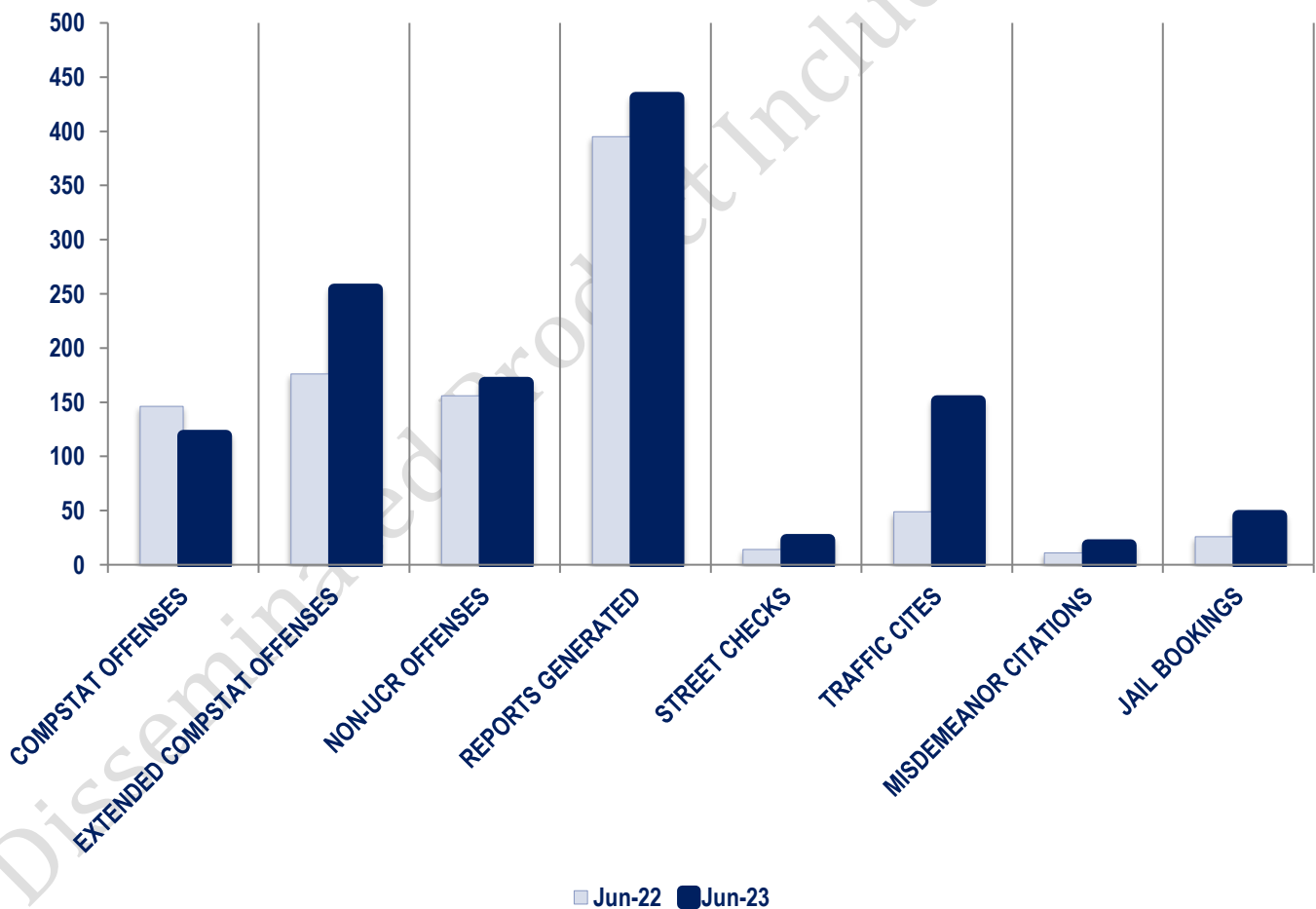


### Other Event Totals



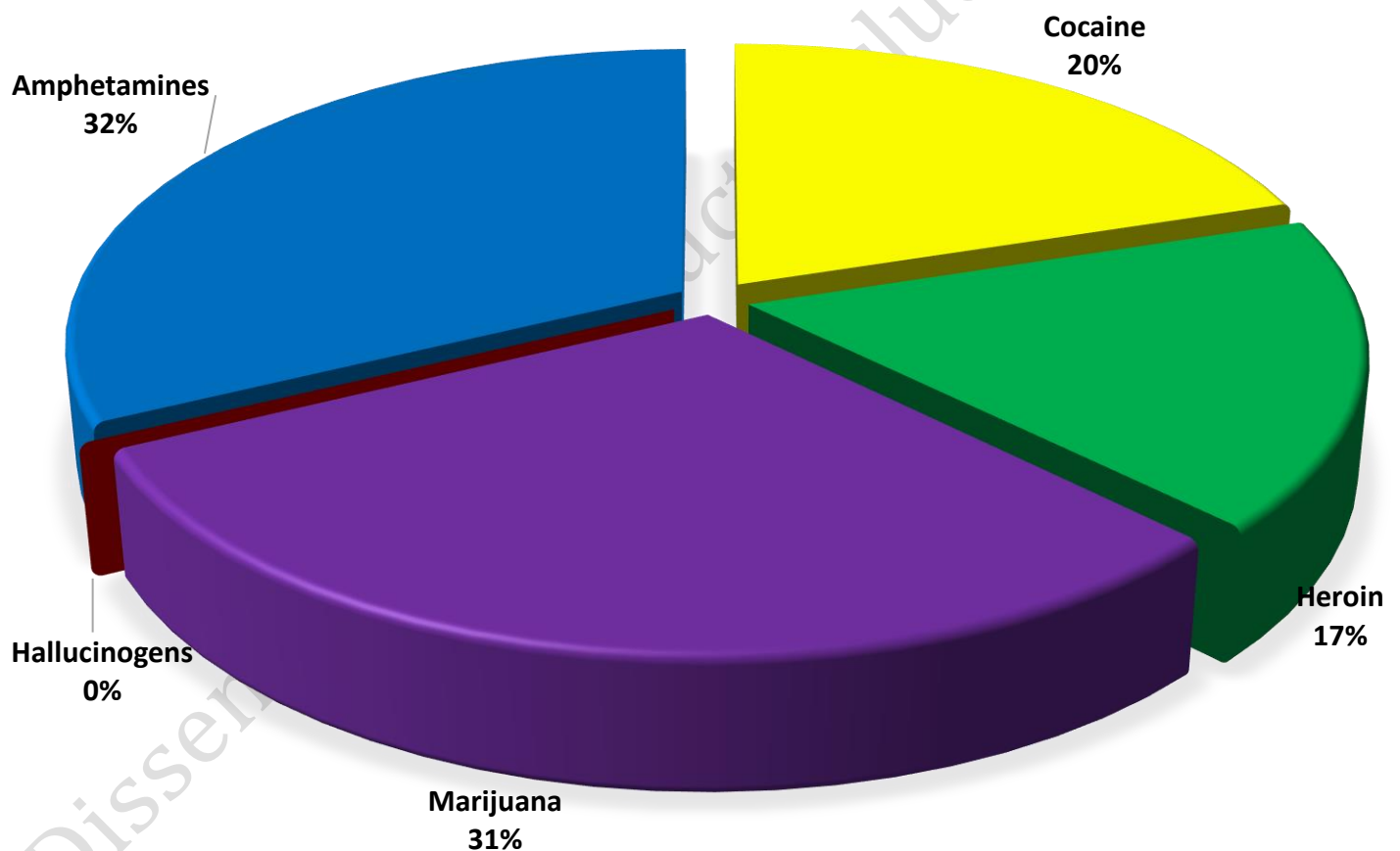
### Combined Offense/Event Trends

	Jun-22	Jun-23
<b>CompStat Offenses</b>	146	119
<b>Extended CompStat Offenses</b>	176	254
<b>Non-UCR Offenses</b>	156	168
<b>Reports Generated</b>	395	431
<b>Street Checks</b>	14	23
<b>Traffic Cites</b>	49	151
<b>Misdemeanor Citations</b>	11	18
<b>Jail Bookings</b>	26	45



### Seized Drugs

TYPE	DOSES	STREET VALUE
Cocaine	285.0	\$ 1,995.00
Heroin	245.3	\$ 1,827.36
Marijuana	431.6	\$ 1,432.86
Hallucinogens	0.0	\$ -
Amphetamines	457.0	\$ 3,199.00
<b>TOTAL</b>	<b>1418.9</b>	<b>\$ 8,454.22</b>



### CompStat & Extended CompStat Offenses - One Year

