



## CITY COUNCIL DISTRICT #5

### MONTHLY OFFENSE SUMMARY

July 2023

These figures represent preliminary counts of original Police Incident Reports and include all offenses within the above listed City Council District only. Full statistical analysis to determine the confidence level of this data has not been performed. The results contained herein are approximate in relation to the listed area and may not fully coincide with data shown in other areas of SLCPD's Crime Statistics page such as Calls for Service, Crimes Trending, and Crime Reports due to and reflective of departmental procedures that were in place at the time the event occurred and the date this data was compiled. Results displayed are not distinguished as attempted or completed crimes, do not include other calls for police service, and only represent police service where a report was made. Police Incident Reports are classified by primary offense categories as defined by the Uniform Crime Reporting (UCR) system, however for this report all offenses are included, and each incident may have more than one offense listed on it. In cases where there is more than one offense listed, all offenses are counted individually. Although every reasonable verification effort is made, the accuracy of any data is subject to the constraints of the report generation process as well as the manner, format, and point in time of any query.

#### COMPSTAT OFFENSES: (Part I)

Chosen by the FBI as Part I Offenses because they are serious crimes that occur with regularity in all areas of the country and are likely to be reported to Police.

#### EXTENDED COMPSTAT OFFENSES: (Part II)

All other crimes other than the eight CompStat Offenses. The Uniform Crime Reporting Program gathers only arrest data for these offenses, however, SLCPD results displayed in this document display all of these, regardless of the presence of arrest data.

#### ALL OTHER OFFENSES:

Under the Extended CompStat Offense section, 'All Other Offenses' include Peeping Tom, Trespass, Kidnap/Abduction, Pornography, Extortion/Blackmail, Bribery, Warrants, Sexual Offenses, Obstruction, Public Peace, and Hit & Run.

#### NON-UCR OFFENSES:

Non-UCR Offenses include reports for all other offenses not classified as a CompStat or Extended CompStat Offense. Results displayed separate some of these offenses such as Ambulance Calls, Deaths, Missing Persons, Suicides, Suspicious Activity, and Traffic Accidents.

#### ALL OTHER NON-UCR:

Under the Non-UCR category, 'All Other' include the remainder of offenses not classified as CompStat or CompStat Extended and not separated from the Non-UCR Offenses. These include things such as Loud Parties, Barking Dogs, Mentally Ill Subjects, Citizen Assistance, etc.

#### LOW NUMBER OFFENSES:

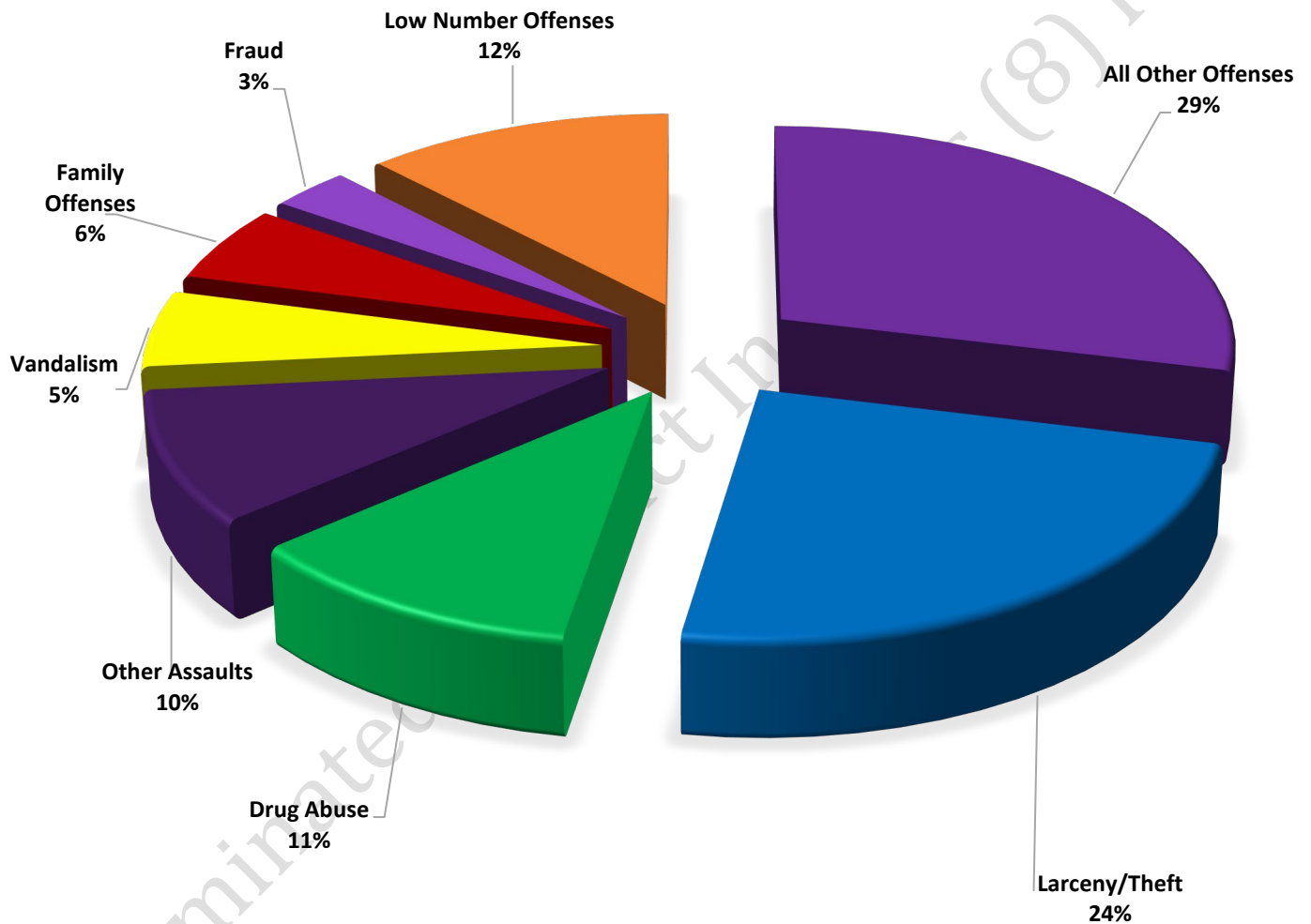
On page two, in the interest of space and allowing for easier viewing, the category titled 'Low Number Offenses' include CompStat and Extended CompStat Offenses from page one that have totals under the amount of 17.

## Offenses

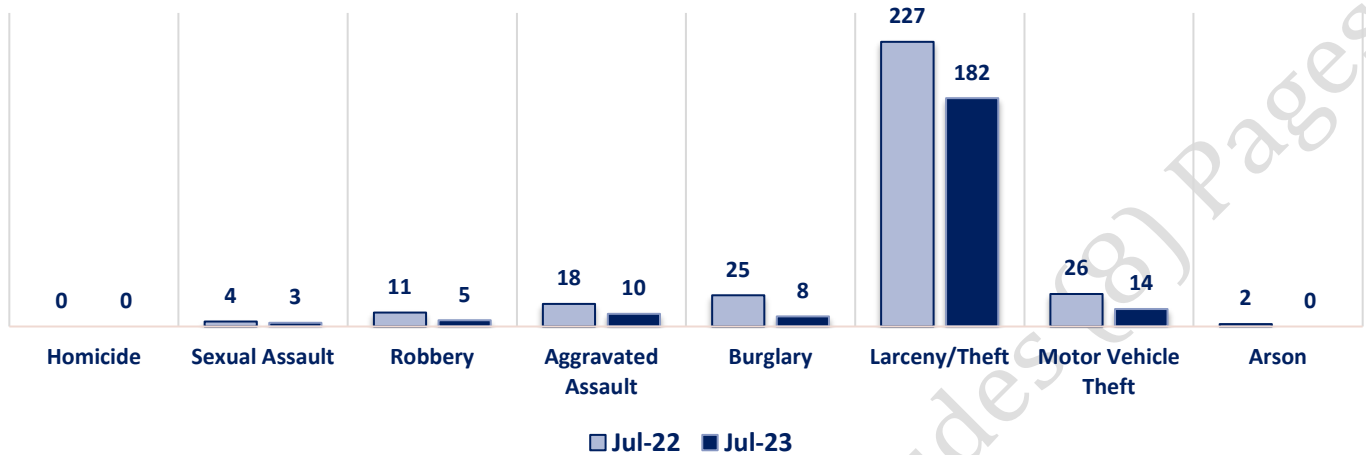
COMPSTAT OFFENSES	VIOLENT	Offense	Jul-22	Jul-23	EXTENDED COMPSTAT OFFENSES
		Homicide	0	0	
		Sexual Assault	4	3	
		Robbery	11	5	
		Aggravated Assault	18	10	
		Burglary	25	8	
		Larceny/Theft	227	182	
		Motor Vehicle Theft	26	14	
		Arson	2	0	
NON-UCR OFFENSES	PROPERTY	COMPSTAT TOTALS	313	222	
		Ambulance Calls	27	50	
		Deaths	5	8	
		Missing Persons	3	7	
		Suicides	1	0	
		Suspicious Activity	30	27	
		Traffic Accidents	48	69	
		All Other	242	199	
		NON-UCR TOTALS	356	360	
TOTALS		COMPSTAT OFFENSES	313	222	
		EXTENDED COMPSTAT OFFENSES	714	542	
		NON-UCR OFFENSES	356	360	
		TOTAL	1383	1124	

OFFENSE	Jul-22	Jul-23
Other Assaults	96	74
Forgery/Counterfeiting	1	2
Fraud	28	24
Embezzlement	0	0
Stolen Property	8	3
Vandalism	65	43
Weapons	11	8
Prostitution	0	6
Sex Offenses	4	2
Drug Abuse	86	85
Gambling	0	0
Family Offenses	68	43
DUI	8	4
Liquor Laws	3	2
Drunkenness	13	9
Disorderly Conduct	18	17
All Other Offenses	305	220
Curfew/Loitering	0	0
EXTENDED COMPSTAT TOTALS	714	542

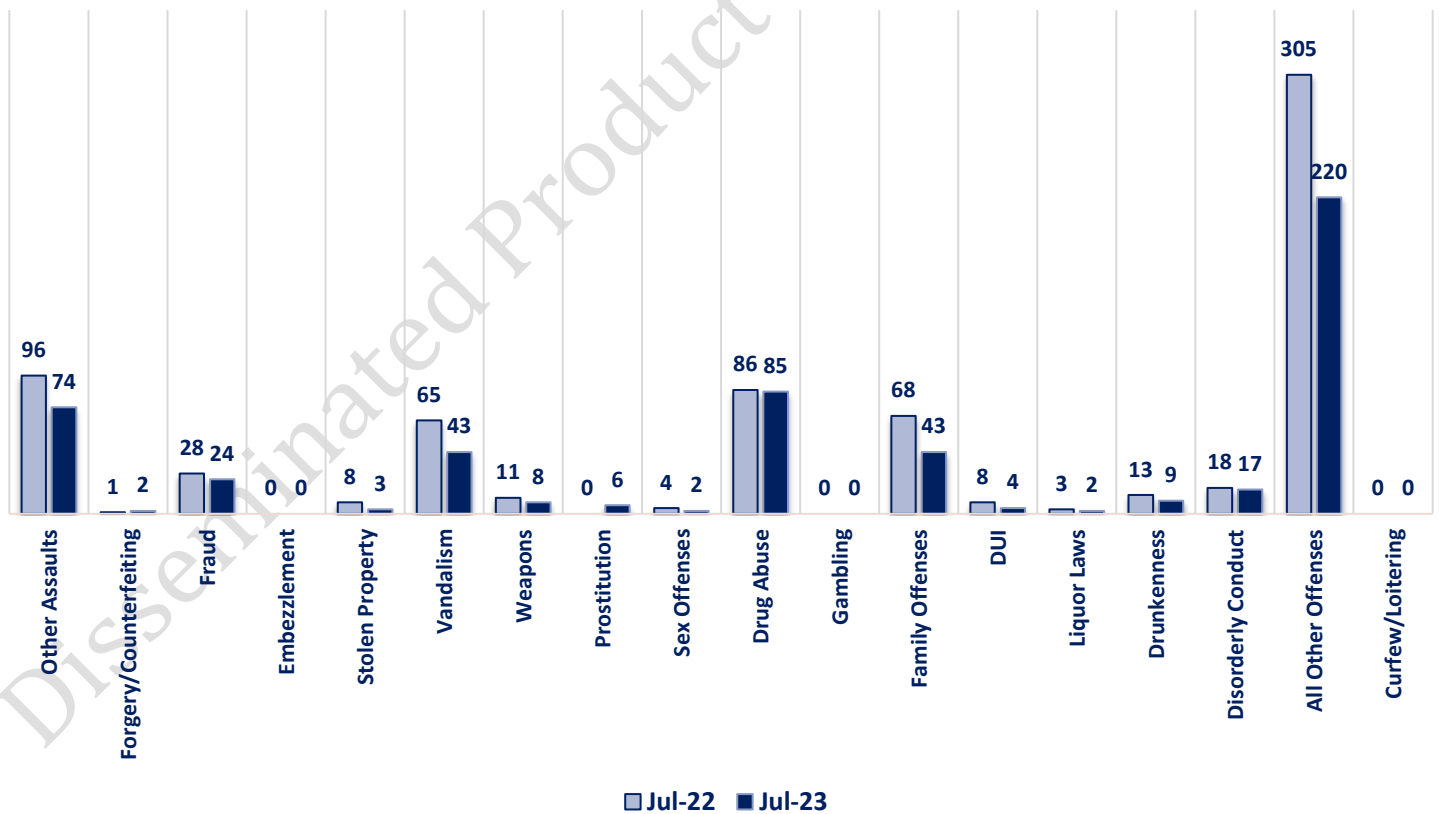
**JULY 2023 - COMPSTAT AND EXTENDED COMPSTAT OFFENSE PERCENTAGES**



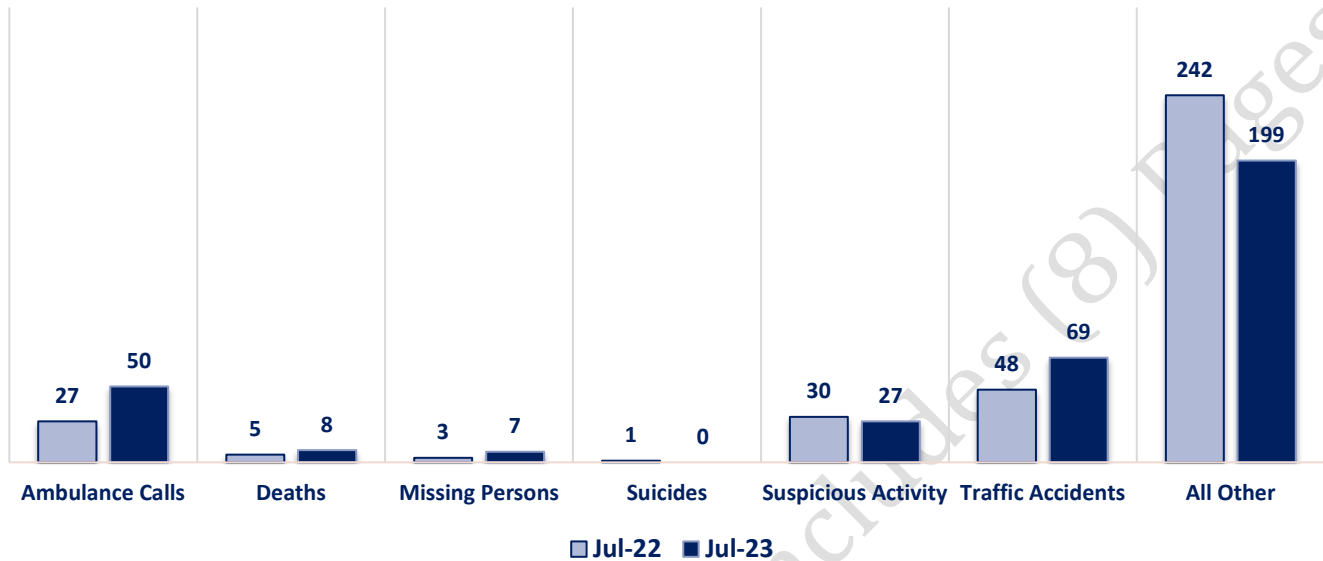
### CompStat Offenses



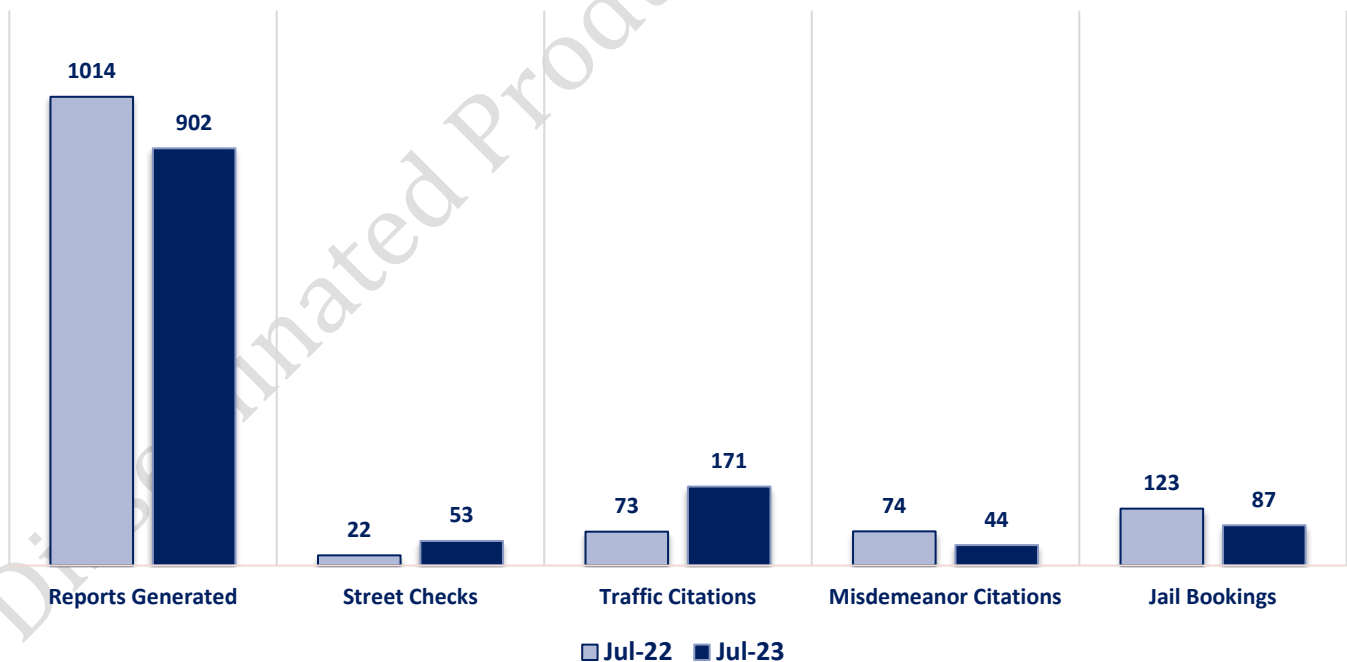
### Extended CompStat Offenses



### Non-UCR Offenses

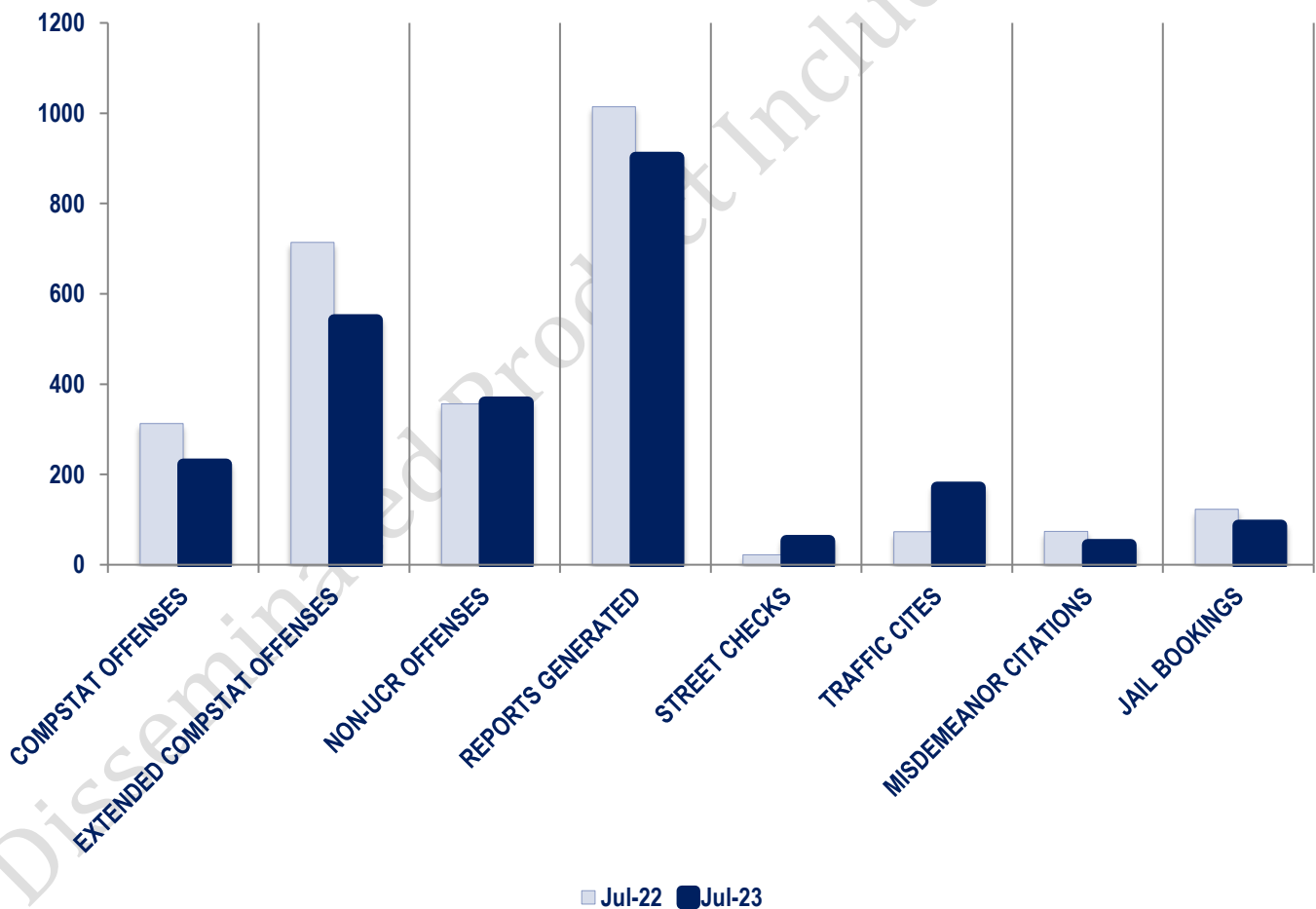


### Other Event Totals



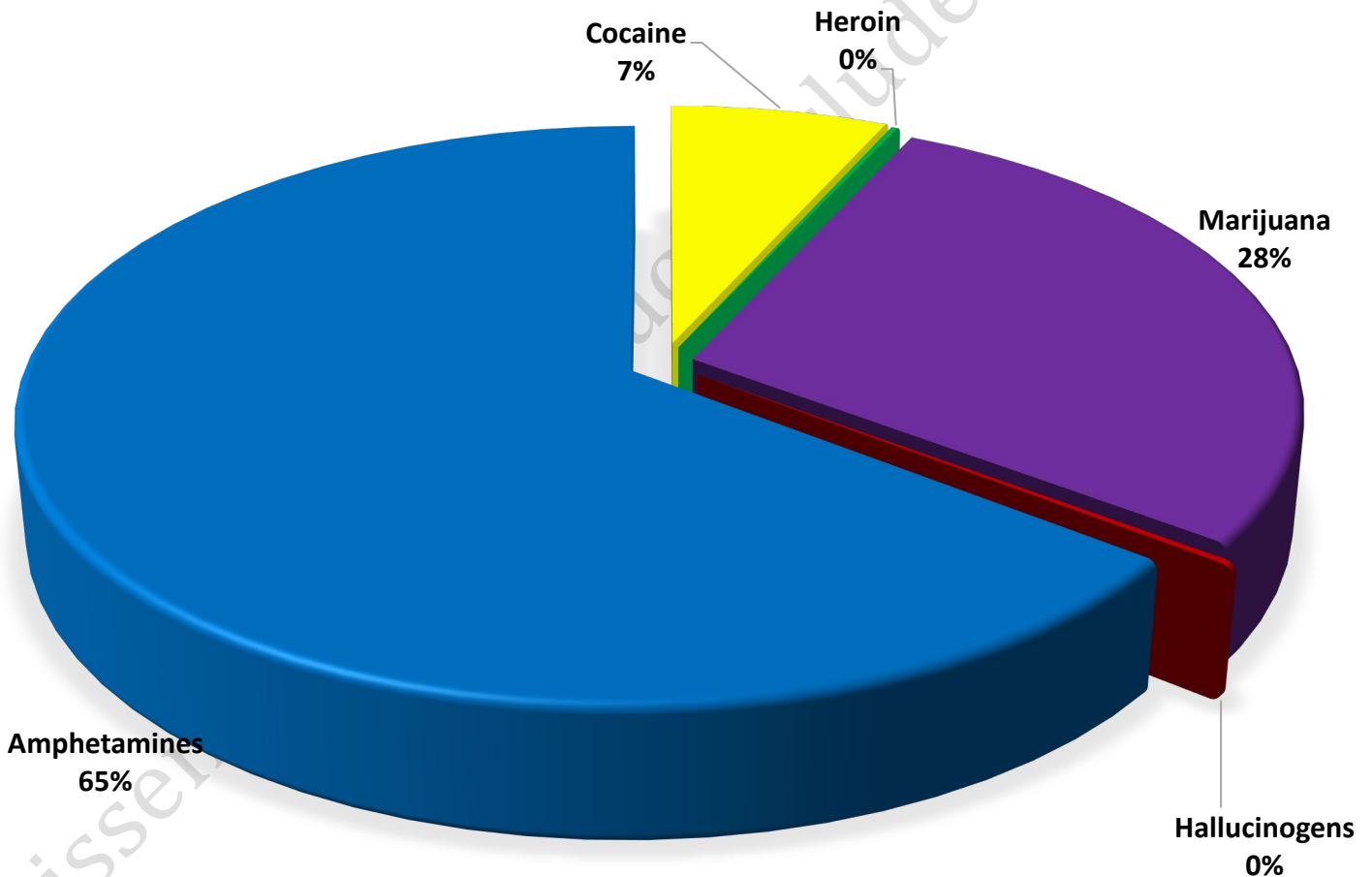
### Combined Offense/Event Trends

	Jul-22	Jul-23
<b>CompStat Offenses</b>	313	222
<b>Extended CompStat Offenses</b>	714	542
<b>Non-UCR Offenses</b>	356	360
<b>Reports Generated</b>	1014	902
<b>Street Checks</b>	22	53
<b>Traffic Cites</b>	73	171
<b>Misdemeanor Citations</b>	74	44
<b>Jail Bookings</b>	123	87



### Seized Drugs

TYPE	DOSES	STREET VALUE
Cocaine	69.0	\$ 483.00
Heroin	2.0	\$ 14.90
Marijuana	290.6	\$ 964.79
Hallucinogens	2.3	\$ 4.59
Amphetamines	662.0	\$ 4,634.07
<b>TOTAL</b>	<b>1025.9</b>	<b>\$ 6,101.35</b>



### CompStat & Extended CompStat Offenses - One Year

