



CITY COUNCIL DISTRICT #2

MONTHLY OFFENSE SUMMARY

August 2023

These figures represent preliminary counts of original Police Incident Reports and include all offenses within the above listed City Council District only. Full statistical analysis to determine the confidence level of this data has not been performed. The results contained herein are approximate in relation to the listed area and may not fully coincide with data shown in other areas of SLCPD's Crime Statistics page such as Calls for Service, Crimes Trending, and Crime Reports due to and reflective of departmental procedures that were in place at the time the event occurred and the date this data was compiled. Results displayed are not distinguished as attempted or completed crimes, do not include other calls for police service, and only represent police service where a report was made. Police Incident Reports are classified by primary offense categories as defined by the Uniform Crime Reporting (UCR) system, however for this report all offenses are included, and each incident may have more than one offense listed on it. In cases where there is more than one offense listed, all offenses are counted individually. Although every reasonable verification effort is made, the accuracy of any data is subject to the constraints of the report generation process as well as the manner, format, and point in time of any query.

COMPSTAT OFFENSES: (Part I)

Chosen by the FBI as Part I Offenses because they are serious crimes that occur with regularity in all areas of the country and are likely to be reported to Police.

EXTENDED COMPSTAT OFFENSES: (Part II)

All other crimes other than the eight CompStat Offenses. The Uniform Crime Reporting Program gathers only arrest data for these offenses, however, SLCPD results displayed in this document display all of these, regardless of the presence of arrest data.

ALL OTHER OFFENSES:

Under the Extended CompStat Offense section, 'All Other Offenses' include Peeping Tom, Trespass, Kidnap/Abduction, Pornography, Extortion/Blackmail, Bribery, Warrants, Sexual Offenses, Obstruction, Public Peace, and Hit & Run.

NON-UCR OFFENSES:

Non-UCR Offenses include reports for all other offenses not classified as a CompStat or Extended CompStat Offense. Results displayed separate some of these offenses such as Ambulance Calls, Deaths, Missing Persons, Suicides, Suspicious Activity, and Traffic Accidents.

ALL OTHER NON-UCR:

Under the Non-UCR category, 'All Other' include the remainder of offenses not classified as CompStat or CompStat Extended and not separated from the Non-UCR Offenses. These include things such as Loud Parties, Barking Dogs, Mentally Ill Subjects, Citizen Assistance, etc.

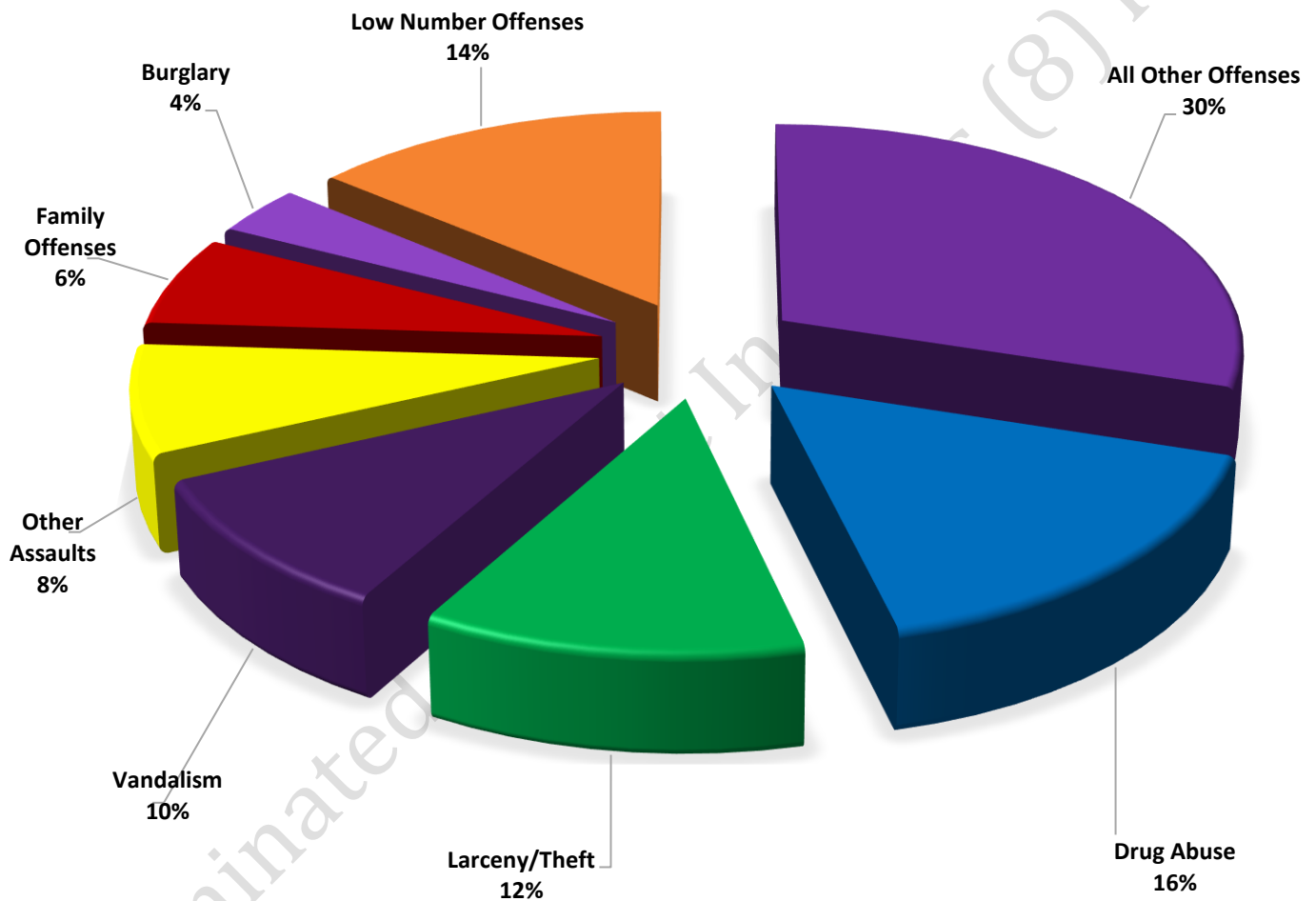
LOW NUMBER OFFENSES:

On page two, in the interest of space and allowing for easier viewing, the category titled 'Low Number Offenses' include CompStat and Extended CompStat Offenses from page one that have totals under the amount of 28.

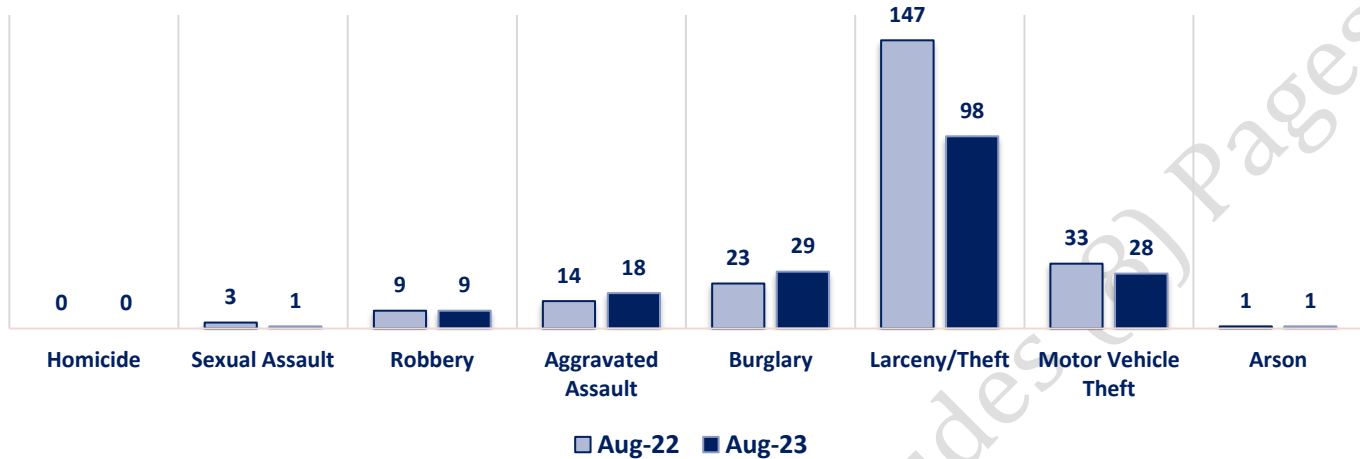
Offenses

COMPSTAT OFFENSES	VIOLENT	Offense	Aug-22	Aug-23	EXTENDED COMPSTAT OFFENSES
		Homicide	0	0	
		Sexual Assault	3	1	
		Robbery	9	9	
		Aggravated Assault	14	18	
		Burglary	23	29	
		Larceny/Theft	147	98	
		Motor Vehicle Theft	33	28	
		Arson	1	1	
NON-UCR OFFENSES	PROPERTY	COMPSTAT TOTALS	230	184	
		Ambulance Calls	23	28	
		Deaths	8	6	
		Missing Persons	5	8	
		Suicides	0	1	
		Suspicious Activity	34	24	
		Traffic Accidents	81	83	
		All Other	259	248	
		NON-UCR TOTALS	410	398	
TOTALS		COMPSTAT OFFENSES	230	184	
		EXTENDED COMPSTAT OFFENSES	617	633	
		NON-UCR OFFENSES	410	398	
		TOTAL	1257	1215	
		Other Assaults	79	64	
		Forgery/Counterfeiting	4	4	
		Fraud	31	13	
		Embezzlement	1	0	
		Stolen Property	16	6	
		Vandalism	49	81	
		Weapons	14	11	
		Prostitution	0	0	
		Sex Offenses	3	1	
		Drug Abuse	103	134	
		Gambling	0	0	
		Family Offenses	52	53	
		DUI	8	7	
		Liquor Laws	1	1	
		Drunkenness	13	9	
		Disorderly Conduct	11	5	
		All Other Offenses	232	244	
		Curfew/Loitering	0	0	
		EXTENDED COMPSTAT TOTALS	617	633	

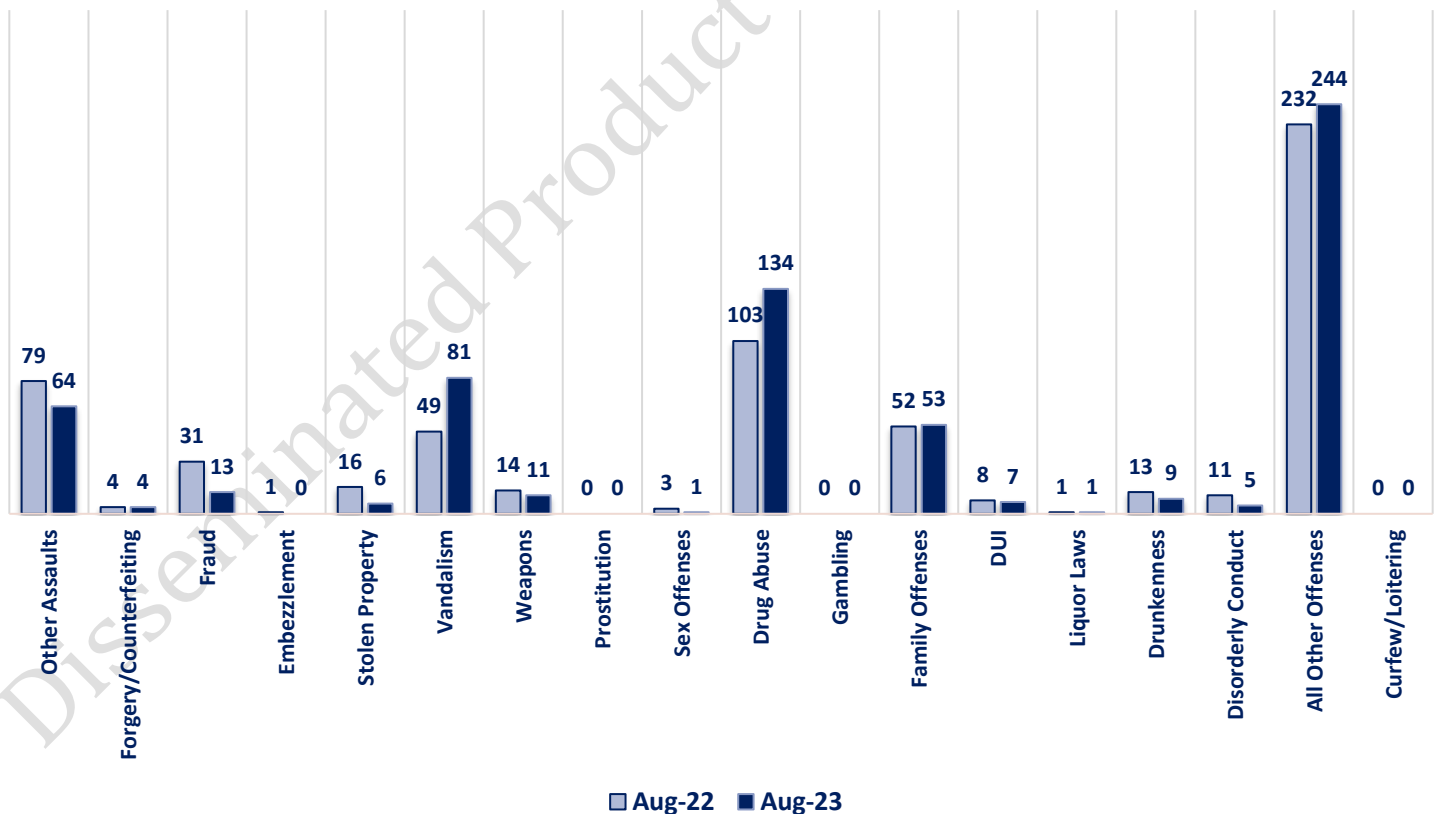
**AUGUST 2023 - COMPSTAT AND EXTENDED COMPSTAT
OFFENSE PERCENTAGES**



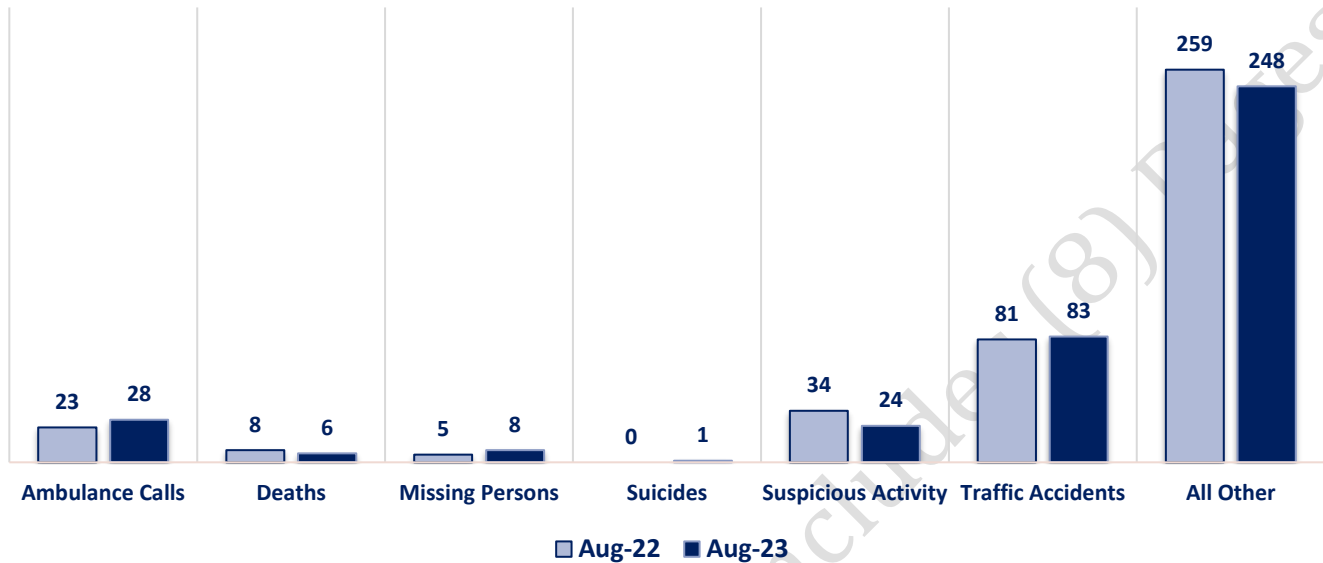
CompStat Offenses



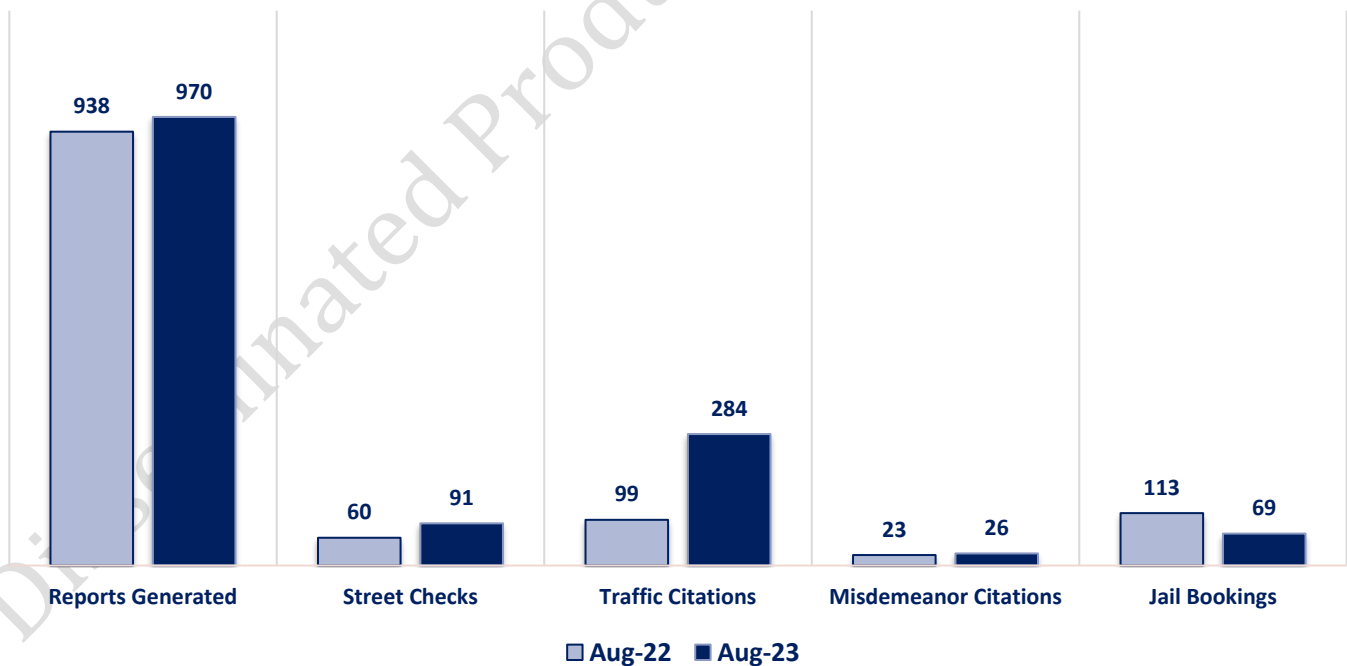
Extended CompStat Offenses



Non-UCR Offenses

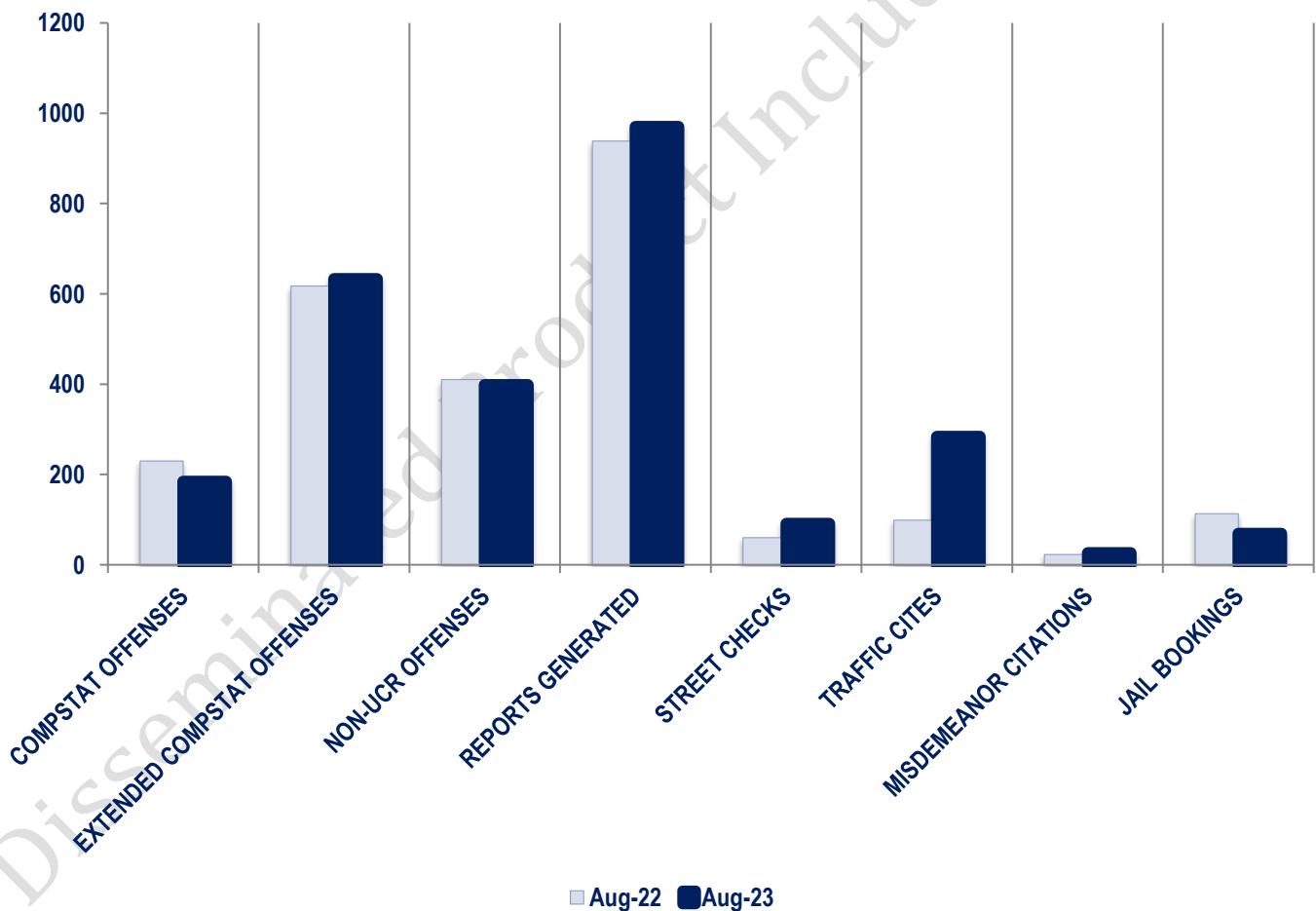


Other Event Totals



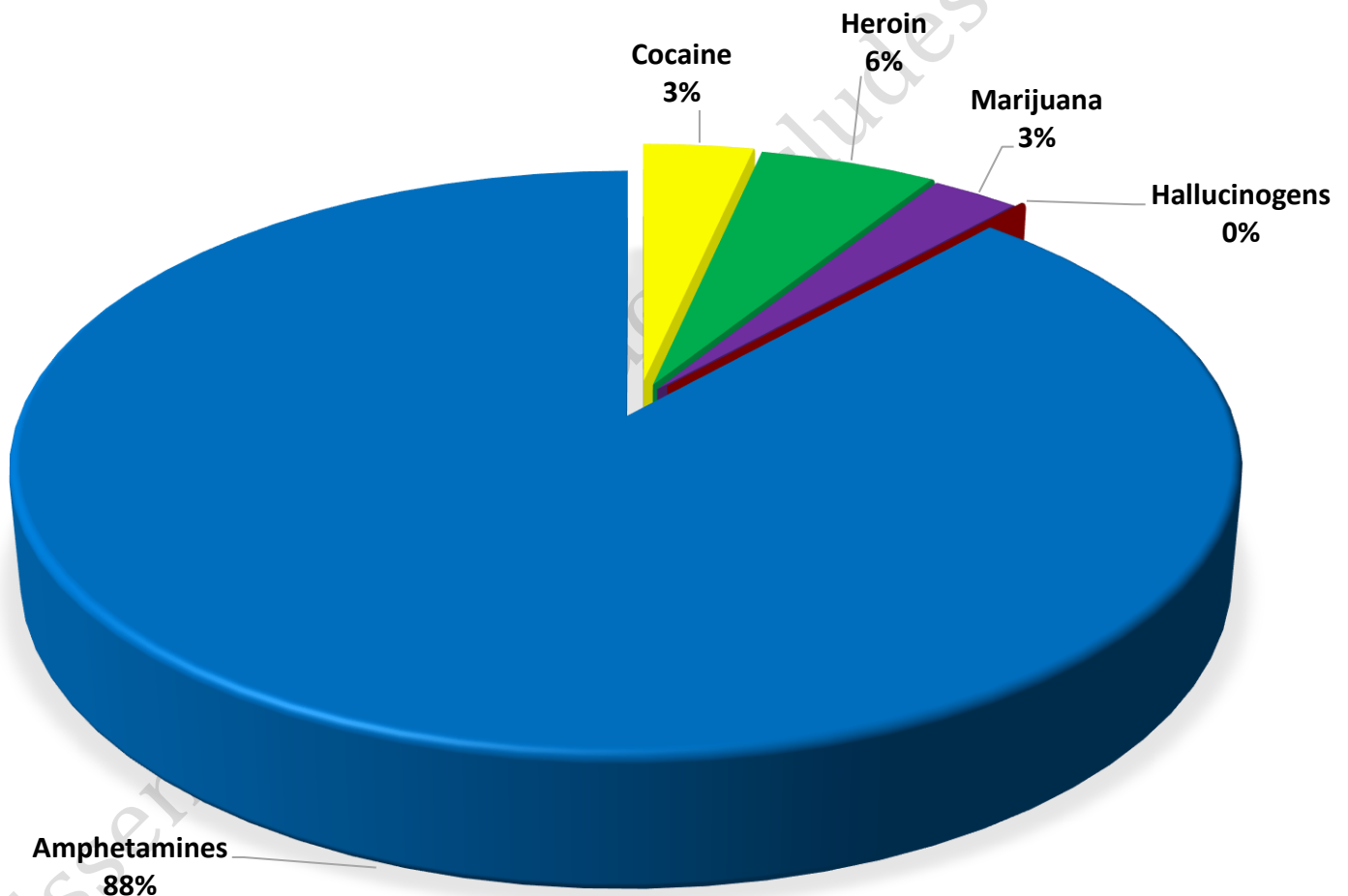
Combined Offense/Event Trends

	Aug-23	Aug-23
CompStat Offenses	230	184
Extended CompStat Offenses	617	633
Non-UCR Offenses	410	398
Reports Generated	938	970
Street Checks	60	91
Traffic Cites	99	284
Misdemeanor Citations	23	26
Jail Bookings	113	69



Seized Drugs

TYPE	DOSES	STREET VALUE
Cocaine	196.0	\$ 1,372.00
Heroin	314.0	\$ 2,339.30
Marijuana	155.6	\$ 516.46
Hallucinogens	0.0	\$ -
Amphetamines	5045.6	\$ 35,319.22
TOTAL	5711.2	\$ 39,546.98



CompStat & Extended CompStat Offenses - One Year

