



CITY COUNCIL DISTRICT #4

MONTHLY OFFENSE SUMMARY

August 2023

These figures represent preliminary counts of original Police Incident Reports and include all offenses within the above listed City Council District only. Full statistical analysis to determine the confidence level of this data has not been performed. The results contained herein are approximate in relation to the listed area and may not fully coincide with data shown in other areas of SLCPD's Crime Statistics page such as Calls for Service, Crimes Trending, and Crime Reports due to and reflective of departmental procedures that were in place at the time the event occurred and the date this data was compiled. Results displayed are not distinguished as attempted or completed crimes, do not include other calls for police service, and only represent police service where a report was made. Police Incident Reports are classified by primary offense categories as defined by the Uniform Crime Reporting (UCR) system, however for this report all offenses are included, and each incident may have more than one offense listed on it. In cases where there is more than one offense listed, all offenses are counted individually. Although every reasonable verification effort is made, the accuracy of any data is subject to the constraints of the report generation process as well as the manner, format, and point in time of any query.

COMPSTAT OFFENSES: (Part I)

Chosen by the FBI as Part I Offenses because they are serious crimes that occur with regularity in all areas of the country and are likely to be reported to Police.

EXTENDED COMPSTAT OFFENSES: (Part II)

All other crimes other than the eight CompStat Offenses. The Uniform Crime Reporting Program gathers only arrest data for these offenses, however, SLCPD results displayed in this document display all of these, regardless of the presence of arrest data.

ALL OTHER OFFENSES:

Under the Extended CompStat Offense section, 'All Other Offenses' include Peeping Tom, Trespass, Kidnap/Abduction, Pornography, Extortion/Blackmail, Bribery, Warrants, Sexual Offenses, Obstruction, Public Peace, and Hit & Run.

NON-UCR OFFENSES:

Non-UCR Offenses include reports for all other offenses not classified as a CompStat or Extended CompStat Offense. Results displayed separate some of these offenses such as Ambulance Calls, Deaths, Missing Persons, Suicides, Suspicious Activity, and Traffic Accidents.

ALL OTHER NON-UCR:

Under the Non-UCR category, 'All Other' include the remainder of offenses not classified as CompStat or CompStat Extended and not separated from the Non-UCR Offenses. These include things such as Loud Parties, Barking Dogs, Mentally Ill Subjects, Citizen Assistance, etc.

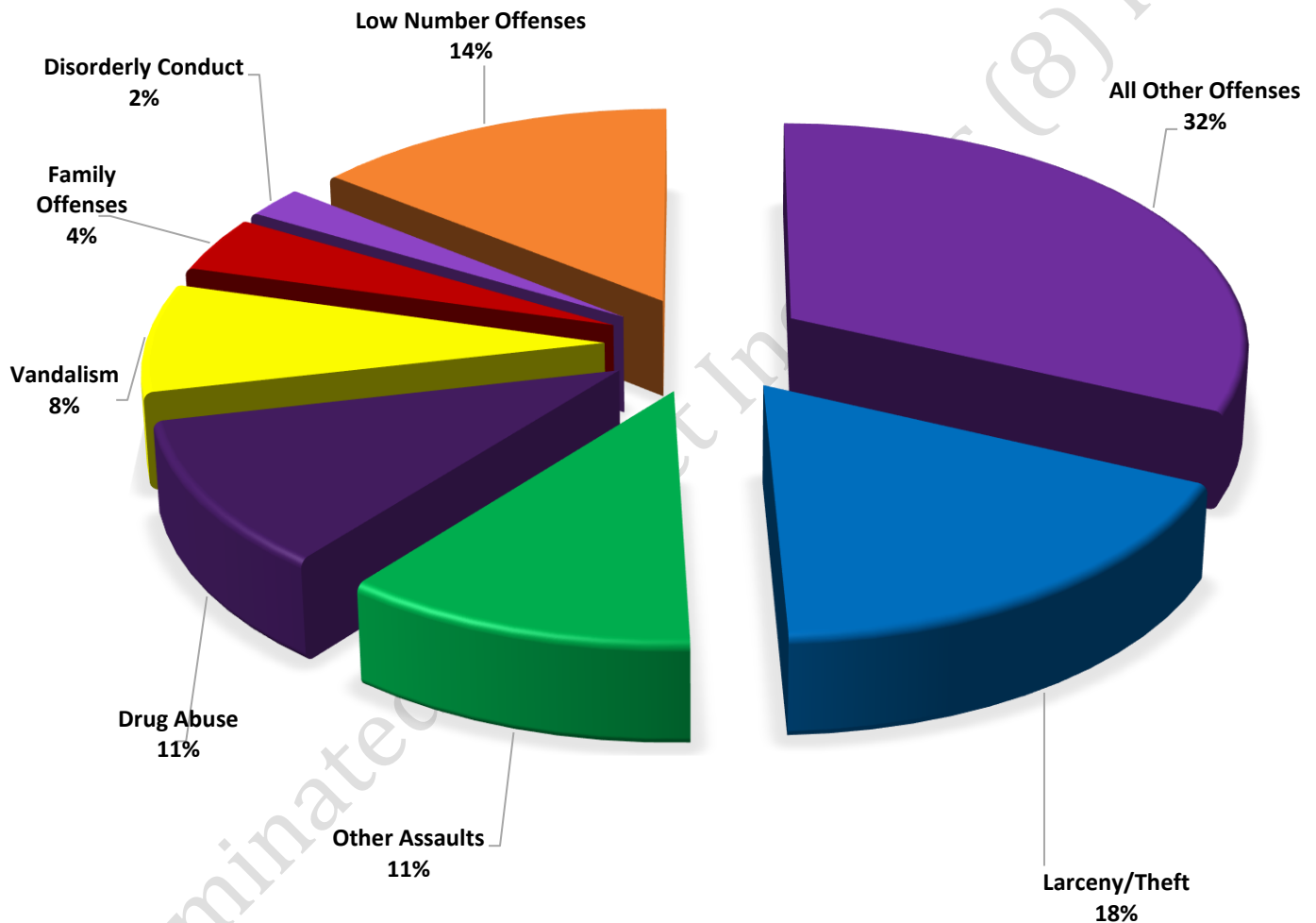
LOW NUMBER OFFENSES:

On page two, in the interest of space and allowing for easier viewing, the category titled 'Low Number Offenses' include CompStat and Extended CompStat Offenses from page one that have totals under the amount of 31.

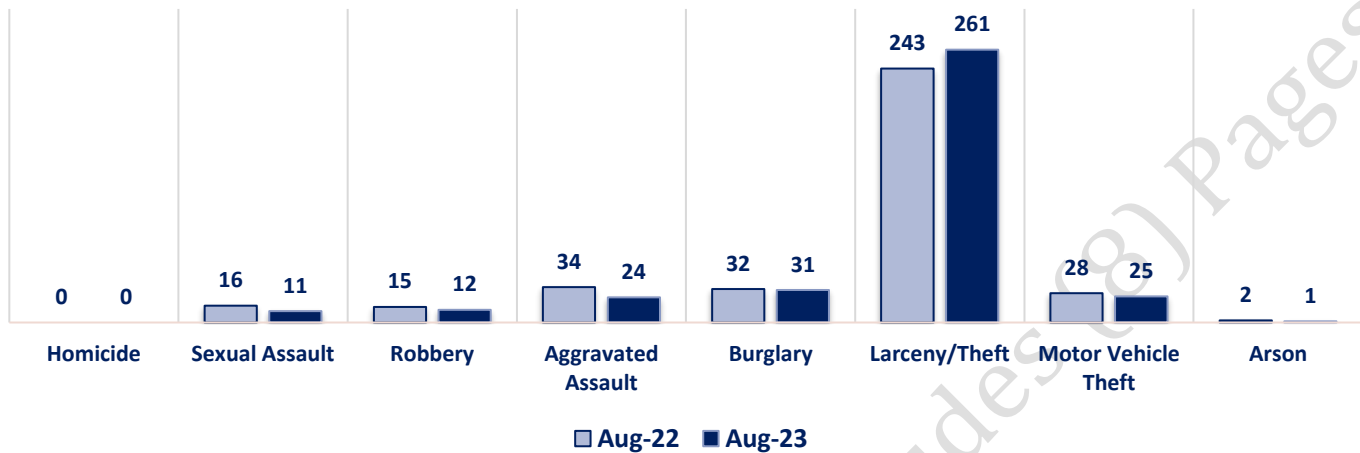
Offenses

COMPSTAT OFFENSES	VIOLENT	Offense	Aug-22	Aug-23	EXTENDED COMPSTAT OFFENSES
		Homicide	0	0	
		Sexual Assault	16	11	
		Robbery	15	12	
		Aggravated Assault	34	24	
		Burglary	32	31	
		Larceny/Theft	243	261	
		Motor Vehicle Theft	28	25	
		Arson	2	1	
NON-UCR OFFENSES	PROPERTY	COMPSTAT TOTALS	370	365	
		Ambulance Calls	75	108	
		Deaths	7	5	
		Missing Persons	27	17	
		Suicides	1	0	
		Suspicious Activity	49	64	
		Traffic Accidents	111	114	
		All Other	375	453	
		NON-UCR TOTALS	645	761	
TOTALS		COMPSTAT OFFENSES	370	365	
		EXTENDED COMPSTAT OFFENSES	941	1129	
		NON-UCR OFFENSES	645	761	
		TOTAL	1956	2255	
		Other Assaults	160	168	
		Forgery/Counterfeiting	9	1	
		Fraud	34	31	
		Embezzlement	1	0	
		Stolen Property	10	12	
		Vandalism	98	119	
		Weapons	13	13	
		Prostitution	0	0	
		Sex Offenses	4	2	
		Drug Abuse	93	161	
		Gambling	0	0	
		Family Offenses	76	61	
		DUI	7	14	
		Liquor Laws	0	6	
		Drunkenness	39	30	
		Disorderly Conduct	39	34	
		All Other Offenses	357	477	
		Curfew/Loitering	1	0	
		EXTENDED COMPSTAT TOTALS	941	1129	

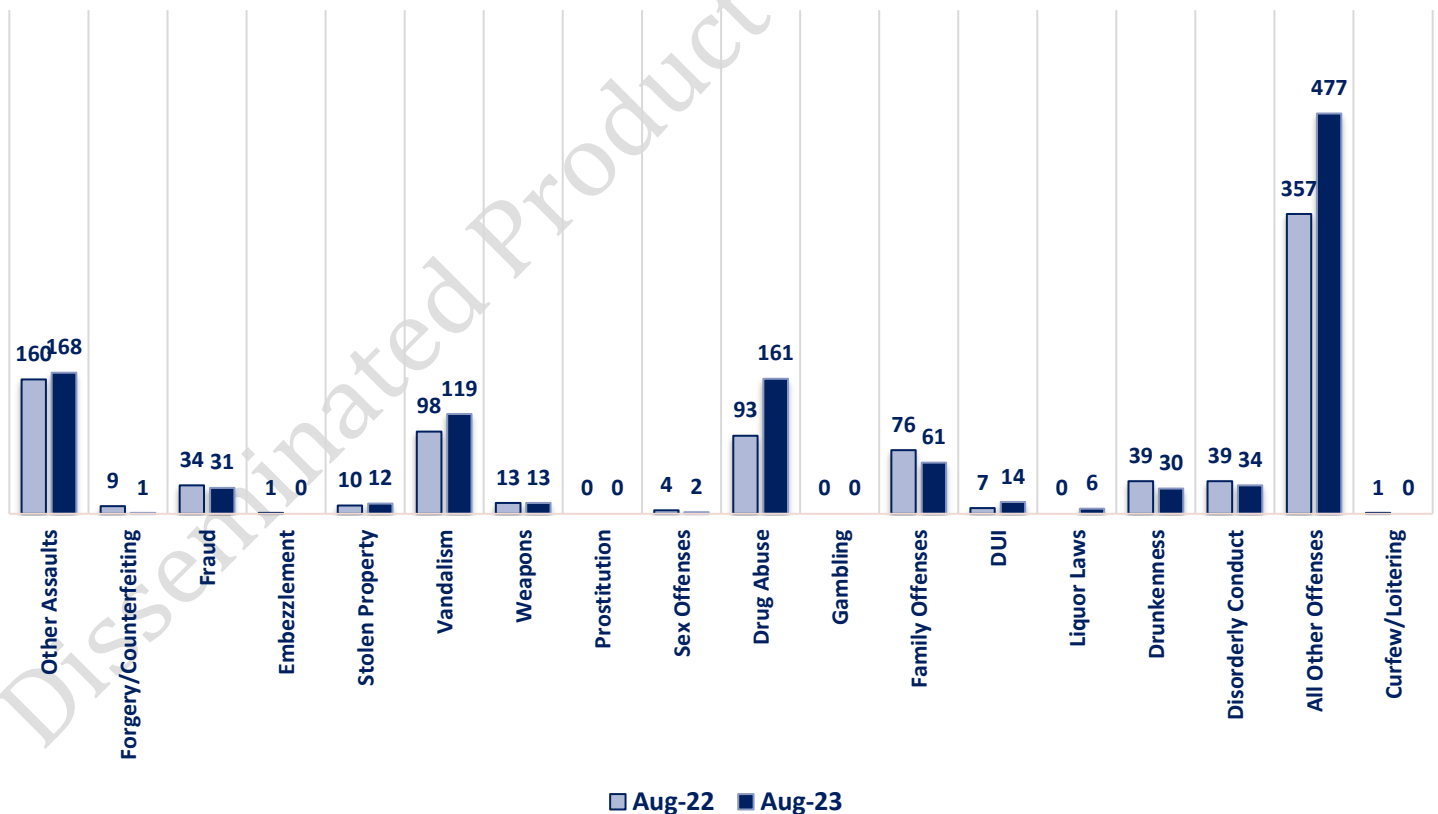
**AUGUST 2023 - COMPSTAT AND EXTENDED COMPSTAT
OFFENSE PERCENTAGES**



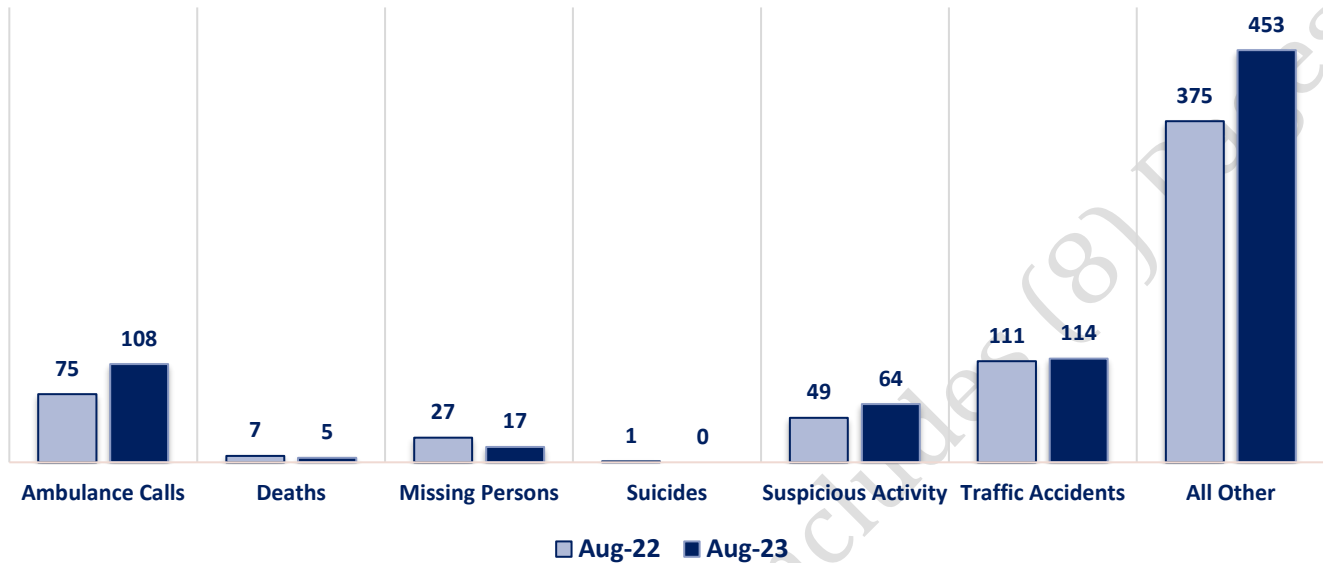
CompStat Offenses



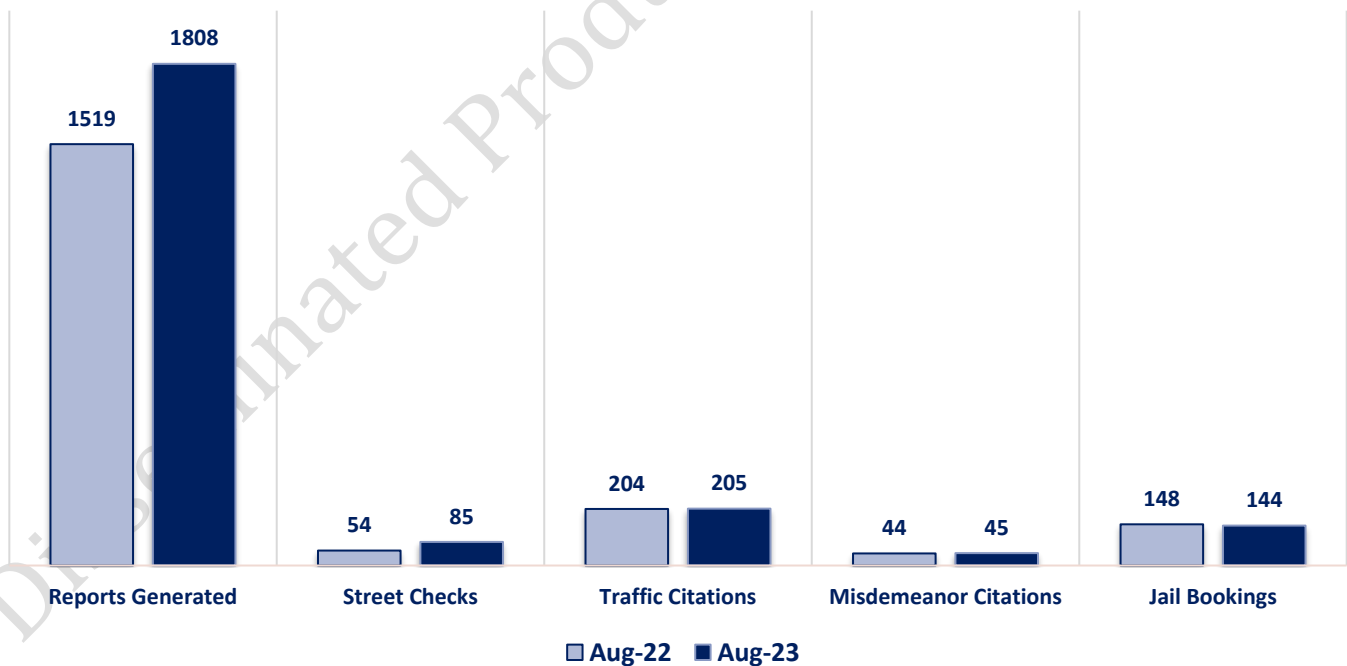
Extended CompStat Offenses



Non-UCR Offenses

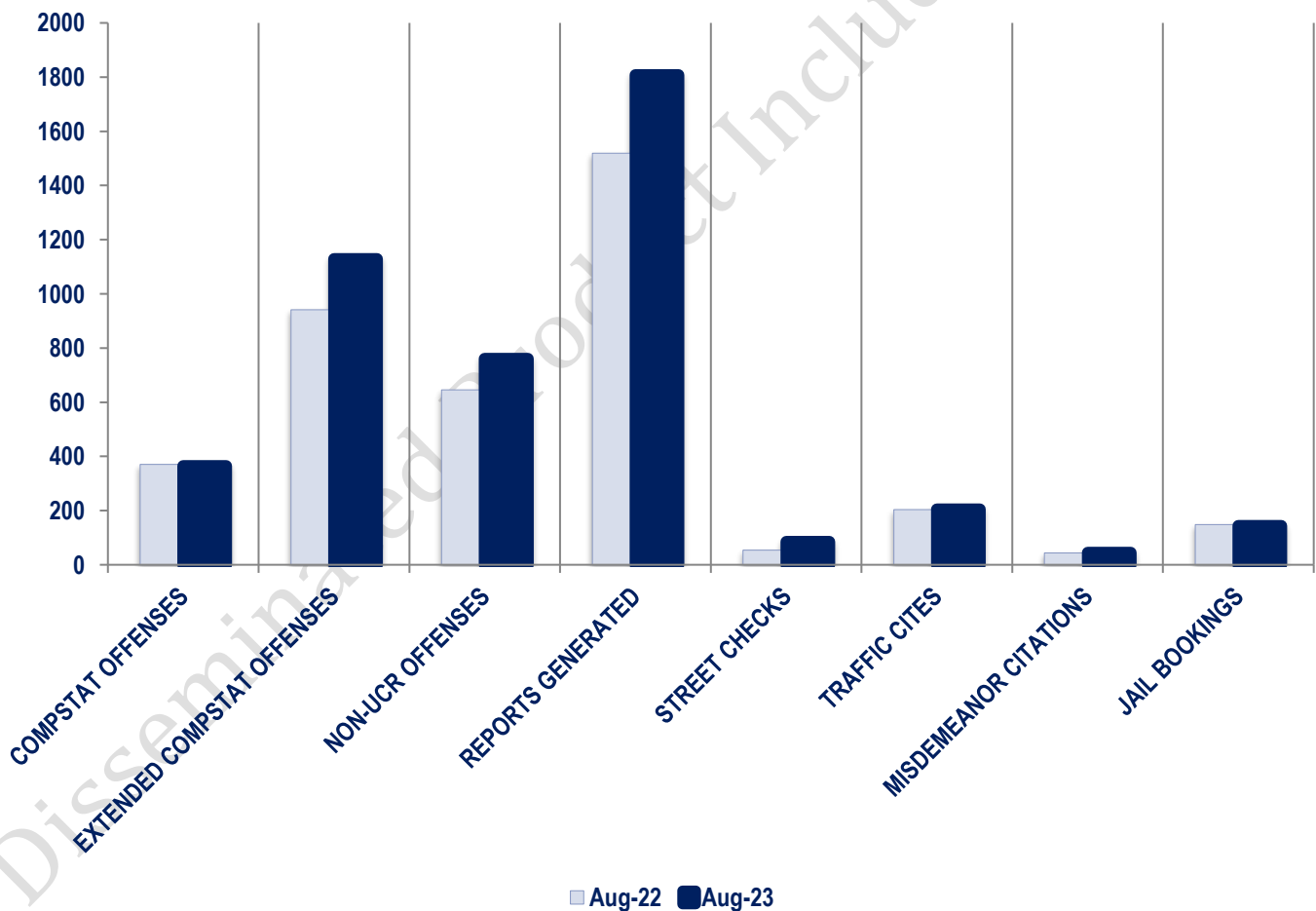


Other Event Totals



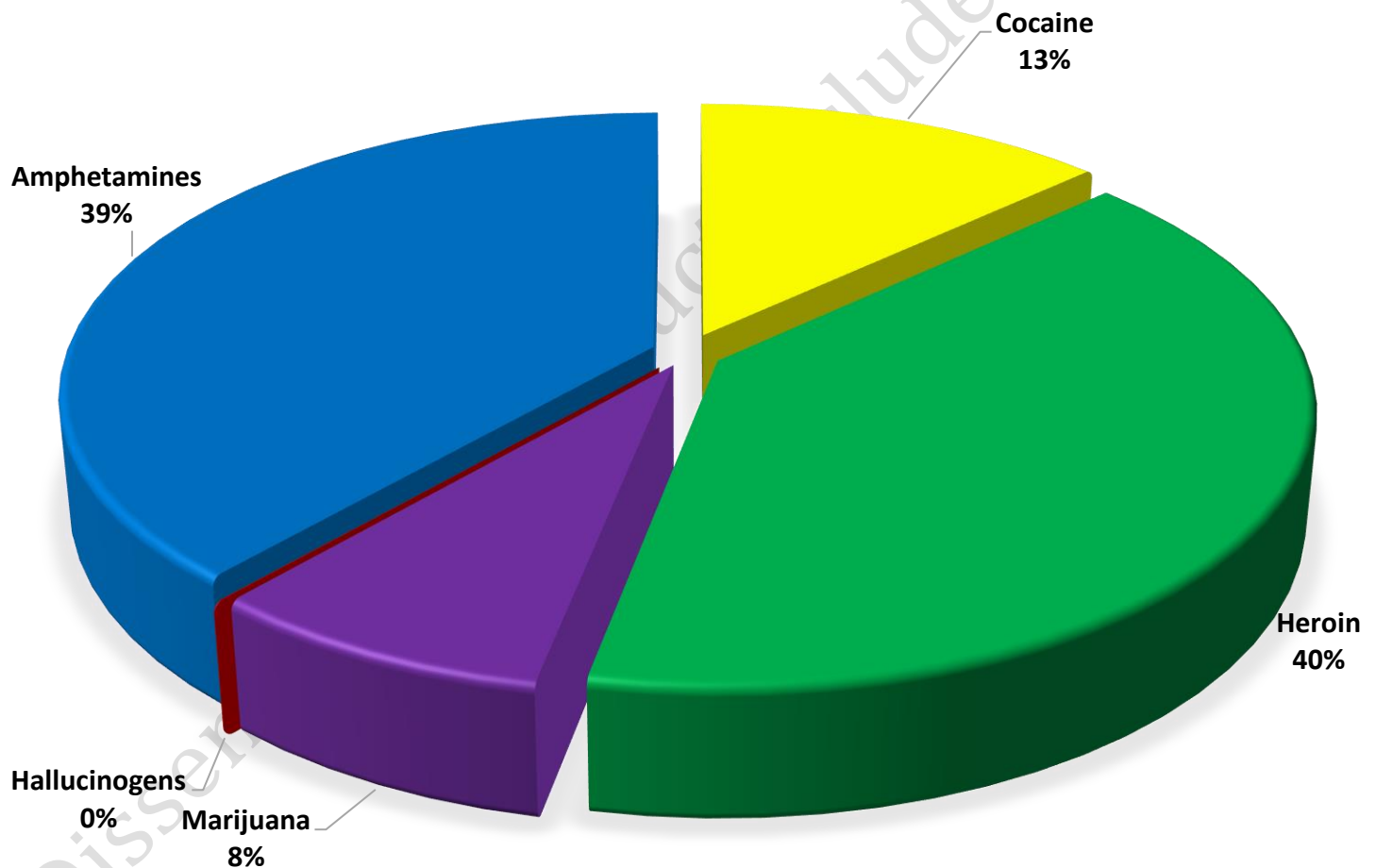
Combined Offense/Event Trends

	Aug-23	Aug-23
CompStat Offenses	370	365
Extended CompStat Offenses	941	1129
Non-UCR Offenses	645	761
Reports Generated	1519	1808
Street Checks	54	85
Traffic Cites	204	205
Misdemeanor Citations	44	45
Jail Bookings	148	144



Seized Drugs

TYPE	DOSES	STREET VALUE
Cocaine	406.0	\$ 2,842.01
Heroin	1234.8	\$ 9,199.26
Marijuana	255.9	\$ 849.64
Hallucinogens	0.9	\$ 1.76
Amphetamines	1190.0	\$ 8,330.01
TOTAL	3087.6	\$ 21,222.67



CompStat & Extended CompStat Offenses - One Year

