



CITY COUNCIL DISTRICT #5

MONTHLY OFFENSE SUMMARY

August 2023

These figures represent preliminary counts of original Police Incident Reports and include all offenses within the above listed City Council District only. Full statistical analysis to determine the confidence level of this data has not been performed. The results contained herein are approximate in relation to the listed area and may not fully coincide with data shown in other areas of SLCPD's Crime Statistics page such as Calls for Service, Crimes Trending, and Crime Reports due to and reflective of departmental procedures that were in place at the time the event occurred and the date this data was compiled. Results displayed are not distinguished as attempted or completed crimes, do not include other calls for police service, and only represent police service where a report was made. Police Incident Reports are classified by primary offense categories as defined by the Uniform Crime Reporting (UCR) system, however for this report all offenses are included, and each incident may have more than one offense listed on it. In cases where there is more than one offense listed, all offenses are counted individually. Although every reasonable verification effort is made, the accuracy of any data is subject to the constraints of the report generation process as well as the manner, format, and point in time of any query.

COMPSTAT OFFENSES: (Part I)

Chosen by the FBI as Part I Offenses because they are serious crimes that occur with regularity in all areas of the country and are likely to be reported to Police.

EXTENDED COMPSTAT OFFENSES: (Part II)

All other crimes other than the eight CompStat Offenses. The Uniform Crime Reporting Program gathers only arrest data for these offenses, however, SLCPD results displayed in this document display all of these, regardless of the presence of arrest data.

ALL OTHER OFFENSES:

Under the Extended CompStat Offense section, 'All Other Offenses' include Peeping Tom, Trespass, Kidnap/Abduction, Pornography, Extortion/Blackmail, Bribery, Warrants, Sexual Offenses, Obstruction, Public Peace, and Hit & Run.

NON-UCR OFFENSES:

Non-UCR Offenses include reports for all other offenses not classified as a CompStat or Extended CompStat Offense. Results displayed separate some of these offenses such as Ambulance Calls, Deaths, Missing Persons, Suicides, Suspicious Activity, and Traffic Accidents.

ALL OTHER NON-UCR:

Under the Non-UCR category, 'All Other' include the remainder of offenses not classified as CompStat or CompStat Extended and not separated from the Non-UCR Offenses. These include things such as Loud Parties, Barking Dogs, Mentally Ill Subjects, Citizen Assistance, etc.

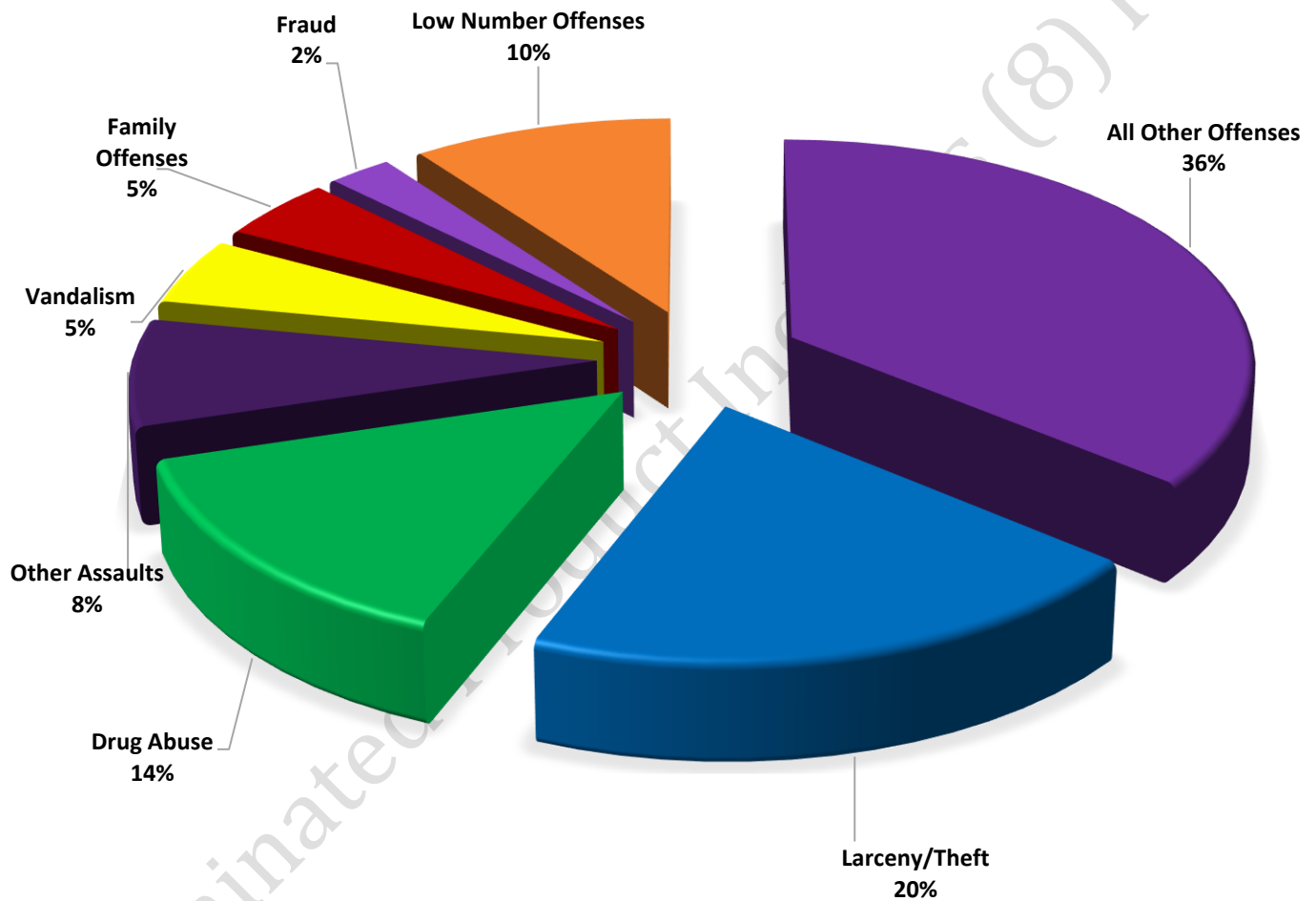
LOW NUMBER OFFENSES:

On page two, in the interest of space and allowing for easier viewing, the category titled 'Low Number Offenses' include CompStat and Extended CompStat Offenses from page one that have totals under the amount of 17.

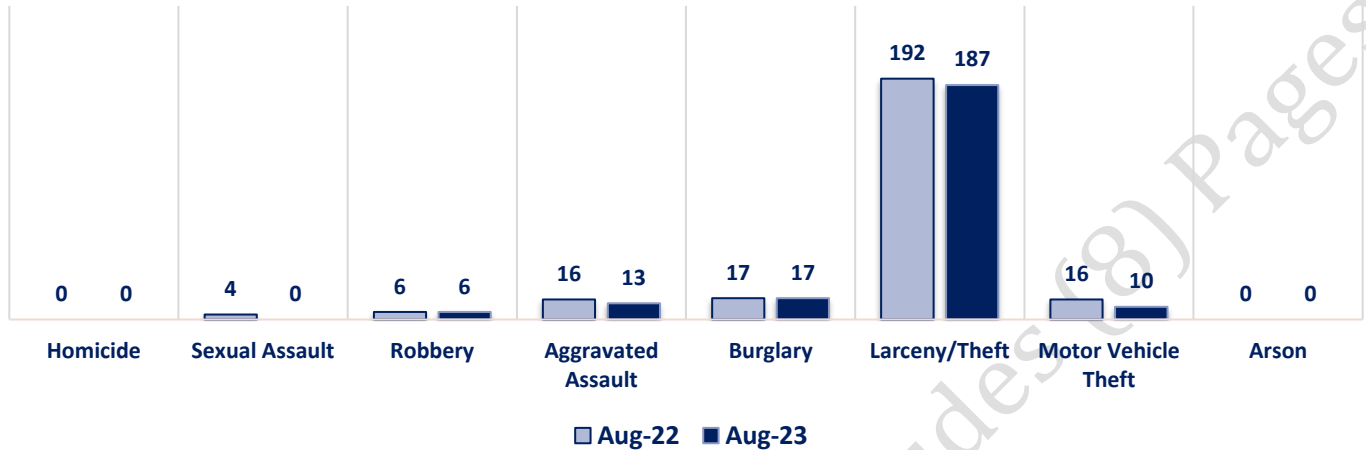
Offenses

COMPSTAT OFFENSES	VIOLENT	Offense	Aug-22	Aug-23	EXTENDED COMPSTAT OFFENSES
		Homicide	0	0	
		Sexual Assault	4	0	
		Robbery	6	6	
		Aggravated Assault	16	13	
		Burglary	17	17	
		Larceny/Theft	192	187	
		Motor Vehicle Theft	16	10	
		Arson	0	0	
NON-UCR OFFENSES	PROPERTY	COMPSTAT TOTALS	251	233	
		Ambulance Calls	31	34	
		Deaths	5	2	
		Missing Persons	8	6	
		Suicides	1	0	
		Suspicious Activity	26	37	
		Traffic Accidents	52	70	
		All Other	260	226	
		NON-UCR TOTALS	383	375	
TOTALS		COMPSTAT OFFENSES	251	233	
		EXTENDED COMPSTAT OFFENSES	672	696	
		NON-UCR OFFENSES	383	375	
		TOTAL	1306	1304	
		Other Assaults	89	72	
		Forgery/Counterfeiting	2	3	
		Fraud	34	23	
		Embezzlement	0	0	
		Stolen Property	13	6	
		Vandalism	61	45	
		Weapons	5	4	
		Prostitution	1	1	
		Sex Offenses	0	4	
		Drug Abuse	88	132	
		Gambling	0	0	
		Family Offenses	50	42	
		DUI	16	6	
		Liquor Laws	1	3	
		Drunkenness	6	11	
		Disorderly Conduct	27	10	
		All Other Offenses	278	334	
		Curfew/Loitering	1	0	
		EXTENDED COMPSTAT TOTALS	89	72	

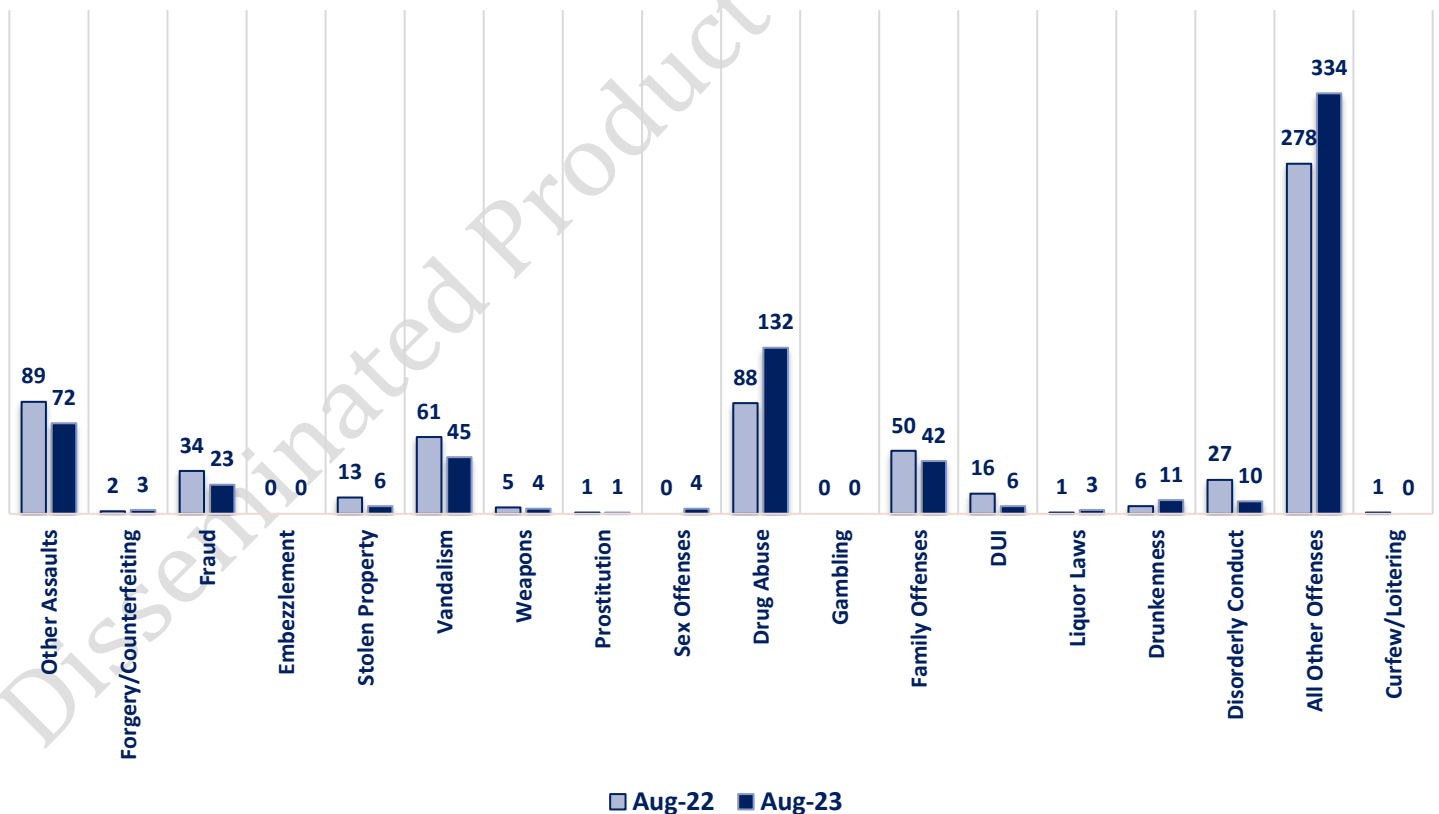
**AUGUST 2023 - COMPSTAT AND EXTENDED COMPSTAT
OFFENSE PERCENTAGES**



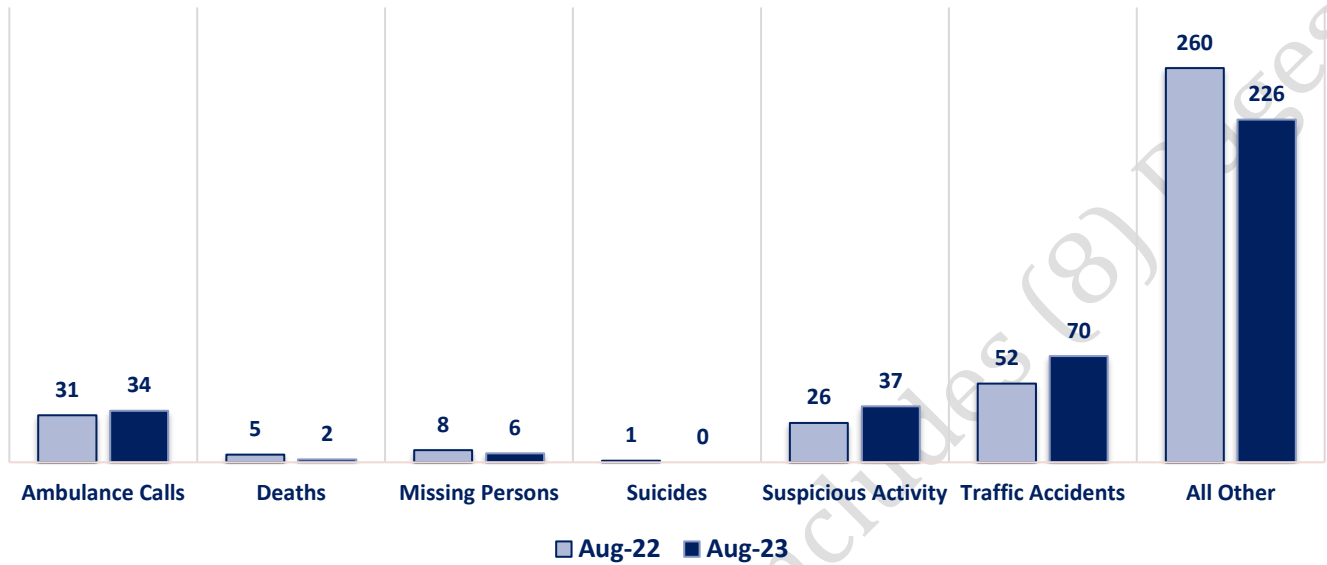
CompStat Offenses



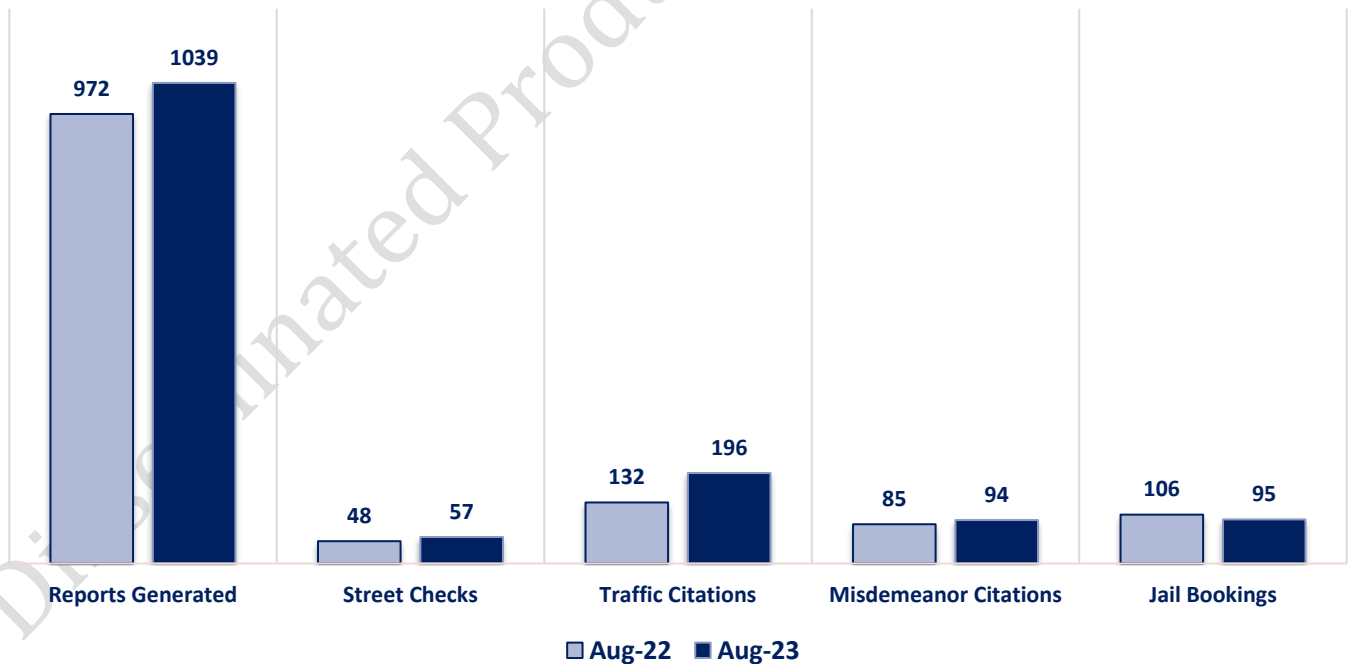
Extended CompStat Offenses



Non-UCR Offenses

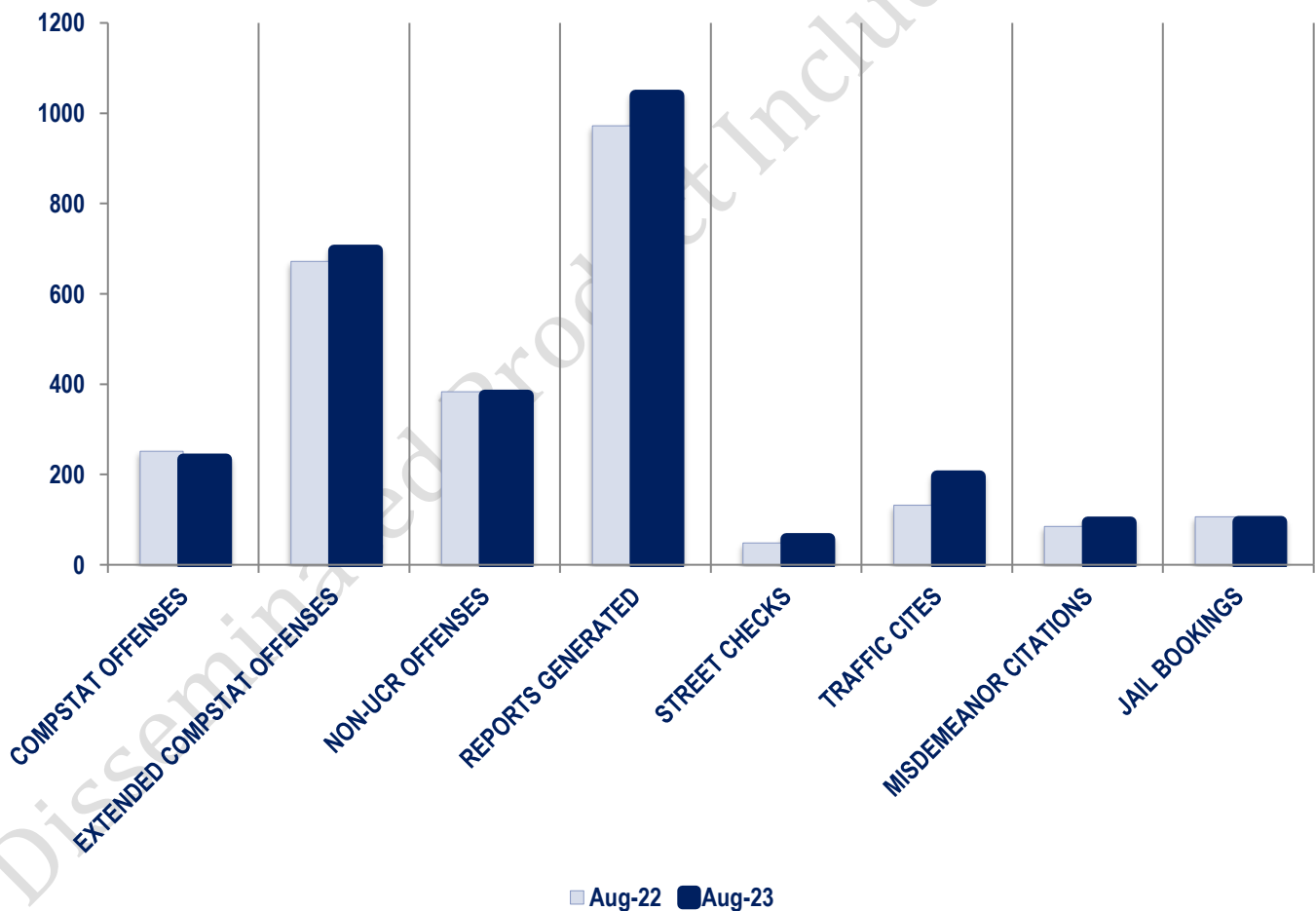


Other Event Totals



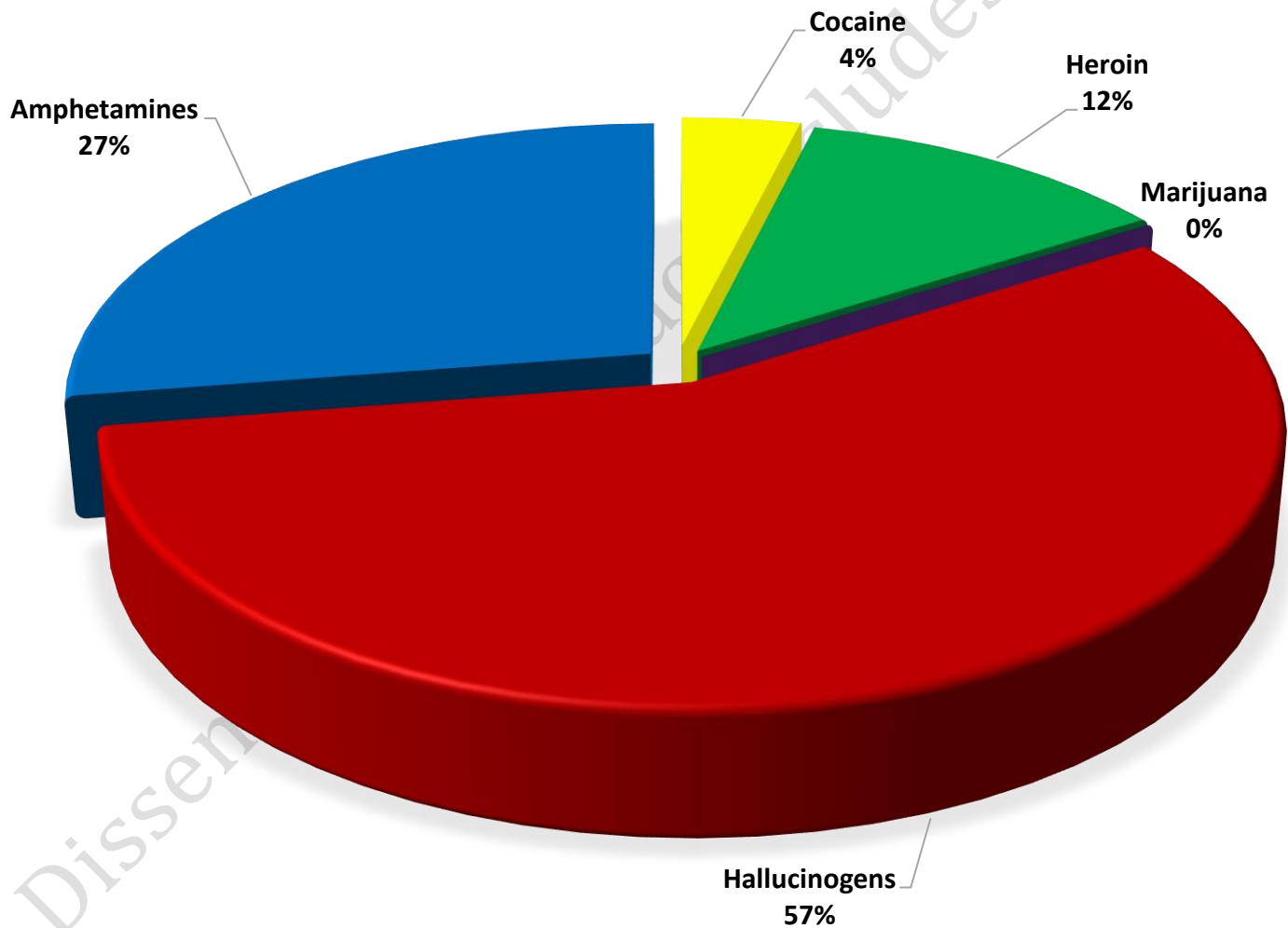
Combined Offense/Event Trends

	Aug-23	Aug-23
CompStat Offenses	251	233
Extended CompStat Offenses	672	696
Non-UCR Offenses	383	375
Reports Generated	972	1039
Street Checks	48	57
Traffic Cites	132	196
Misdemeanor Citations	85	94
Jail Bookings	106	95



Seized Drugs

TYPE	DOSES	STREET VALUE
Cocaine	99.0	\$ 693.00
Heroin	312.6	\$ 2,328.62
Marijuana	0.0	\$ -
Hallucinogens	1457.3	\$ 2,914.62
Amphetamines	708.3	\$ 4,958.12
TOTAL	2577.2	\$ 10,894.37



CompStat & Extended CompStat Offenses - One Year

