



## CITY COUNCIL DISTRICT #2

### MONTHLY OFFENSE SUMMARY

September 2023

These figures represent preliminary counts of original Police Incident Reports and include all offenses within the above listed City Council District only. Full statistical analysis to determine the confidence level of this data has not been performed. The results contained herein are approximate in relation to the listed area and may not fully coincide with data shown in other areas of SLCPD's Crime Statistics page such as Calls for Service, Crimes Trending, and Crime Reports due to and reflective of departmental procedures that were in place at the time the event occurred and the date this data was compiled. Results displayed are not distinguished as attempted or completed crimes, do not include other calls for police service, and only represent police service where a report was made. Police Incident Reports are classified by primary offense categories as defined by the Uniform Crime Reporting (UCR) system, however for this report all offenses are included, and each incident may have more than one offense listed on it. In cases where there is more than one offense listed, all offenses are counted individually. Although every reasonable verification effort is made, the accuracy of any data is subject to the constraints of the report generation process as well as the manner, format, and point in time of any query.

#### COMPSTAT OFFENSES: (Part I)

Chosen by the FBI as Part I Offenses because they are serious crimes that occur with regularity in all areas of the country and are likely to be reported to Police.

#### EXTENDED COMPSTAT OFFENSES: (Part II)

All other crimes other than the eight CompStat Offenses. The Uniform Crime Reporting Program gathers only arrest data for these offenses, however, SLCPD results displayed in this document display all of these, regardless of the presence of arrest data.

#### ALL OTHER OFFENSES:

Under the Extended CompStat Offense section, 'All Other Offenses' include Peeping Tom, Trespass, Kidnap/Abduction, Pornography, Extortion/Blackmail, Bribery, Warrants, Sexual Offenses, Obstruction, Public Peace, and Hit & Run.

#### NON-UCR OFFENSES:

Non-UCR Offenses include reports for all other offenses not classified as a CompStat or Extended CompStat Offense. Results displayed separate some of these offenses such as Ambulance Calls, Deaths, Missing Persons, Suicides, Suspicious Activity, and Traffic Accidents.

#### ALL OTHER NON-UCR:

Under the Non-UCR category, 'All Other' include the remainder of offenses not classified as CompStat or CompStat Extended and not separated from the Non-UCR Offenses. These include things such as Loud Parties, Barking Dogs, Mentally Ill Subjects, Citizen Assistance, etc.

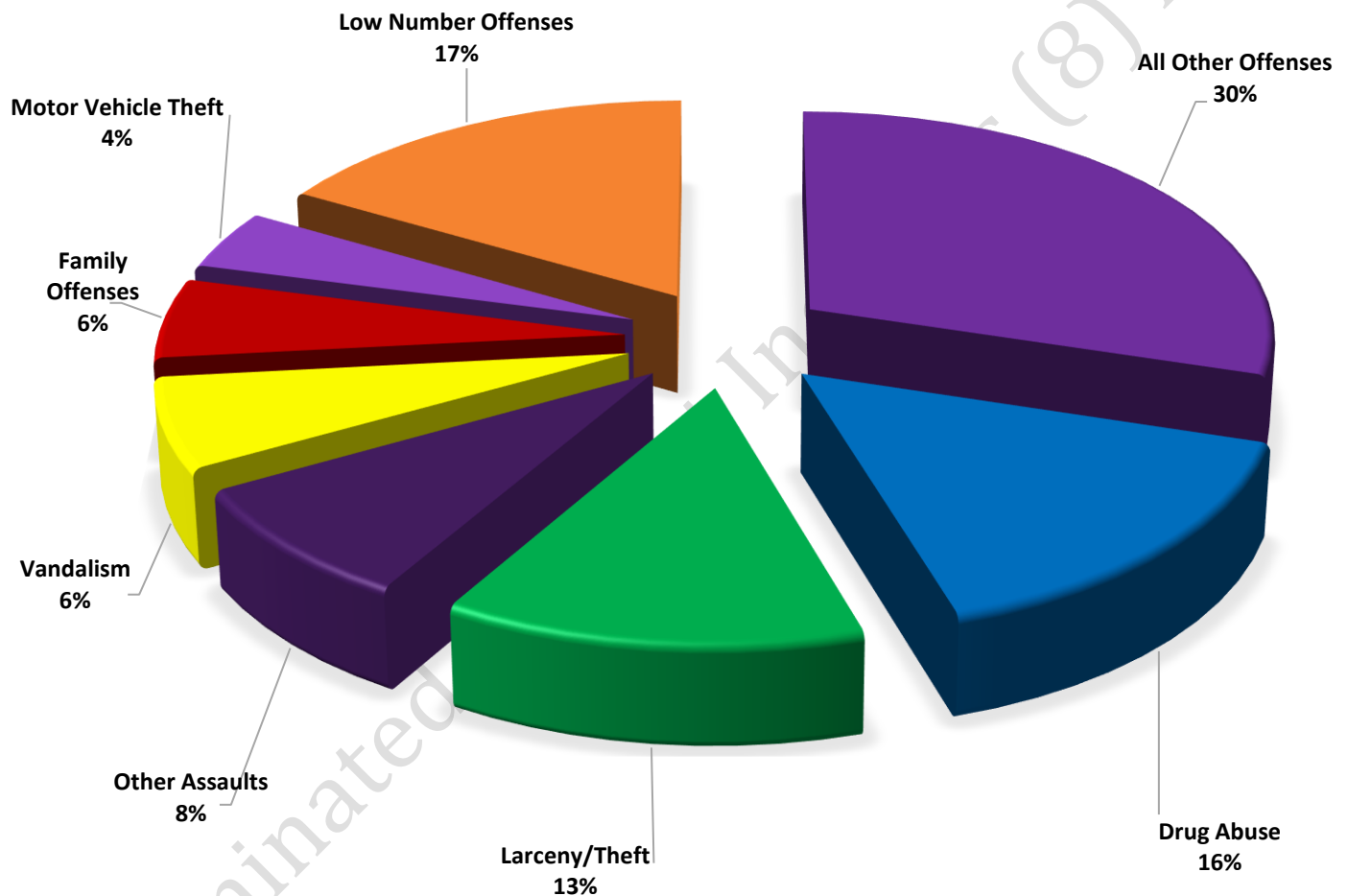
#### LOW NUMBER OFFENSES:

On page two, in the interest of space and allowing for easier viewing, the category titled 'Low Number Offenses' include CompStat and Extended CompStat Offenses from page one that have totals under the amount of 22.

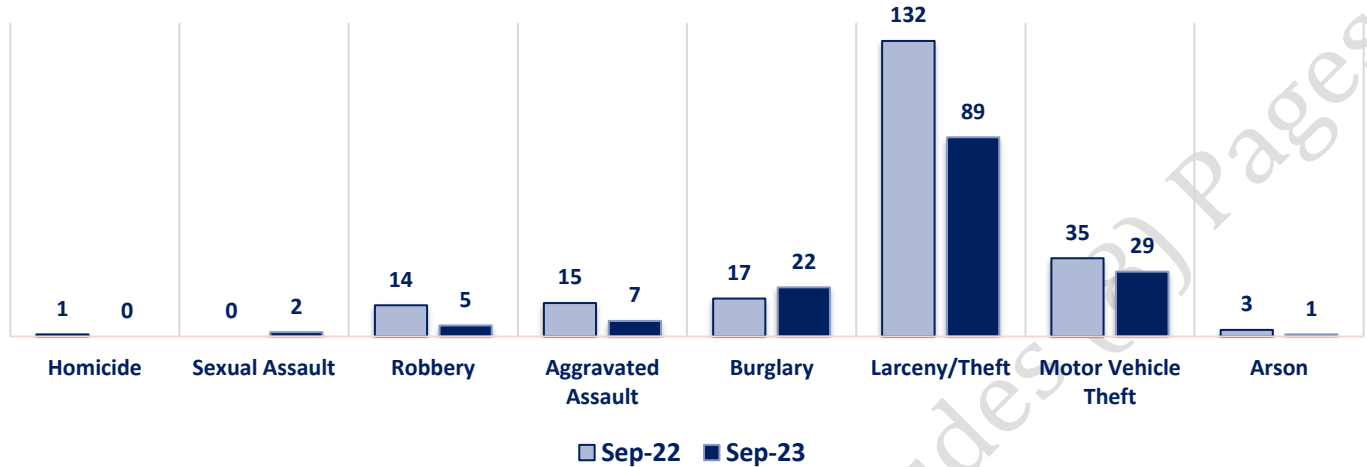
## Offenses

COMPSTAT OFFENSES	VIOLENT	Offense	Sept-22	Sept-23	EXTENDED COMPSTAT OFFENSES
		Homicide	1	0	
		Sexual Assault	0	2	
		Robbery	14	5	
		Aggravated Assault	15	7	
		Burglary	17	22	
		Larceny/Theft	132	89	
		Motor Vehicle Theft	35	29	
		Arson	3	1	
NON-UCR OFFENSES	PROPERTY	COMPSTAT TOTALS	217	155	
		Ambulance Calls	26	25	EXTENDED COMPSTAT OFFENSES
		Deaths	2	6	
		Missing Persons	8	6	
		Suicides	1	0	
		Suspicious Activity	38	35	
		Traffic Accidents	79	81	
		All Other	253	244	
		NON-UCR TOTALS	407	397	
TOTALS		COMPSTAT OFFENSES	217	155	
		EXTENDED COMPSTAT OFFENSES	635	524	
		NON-UCR OFFENSES	407	397	
		TOTAL	1259	1076	

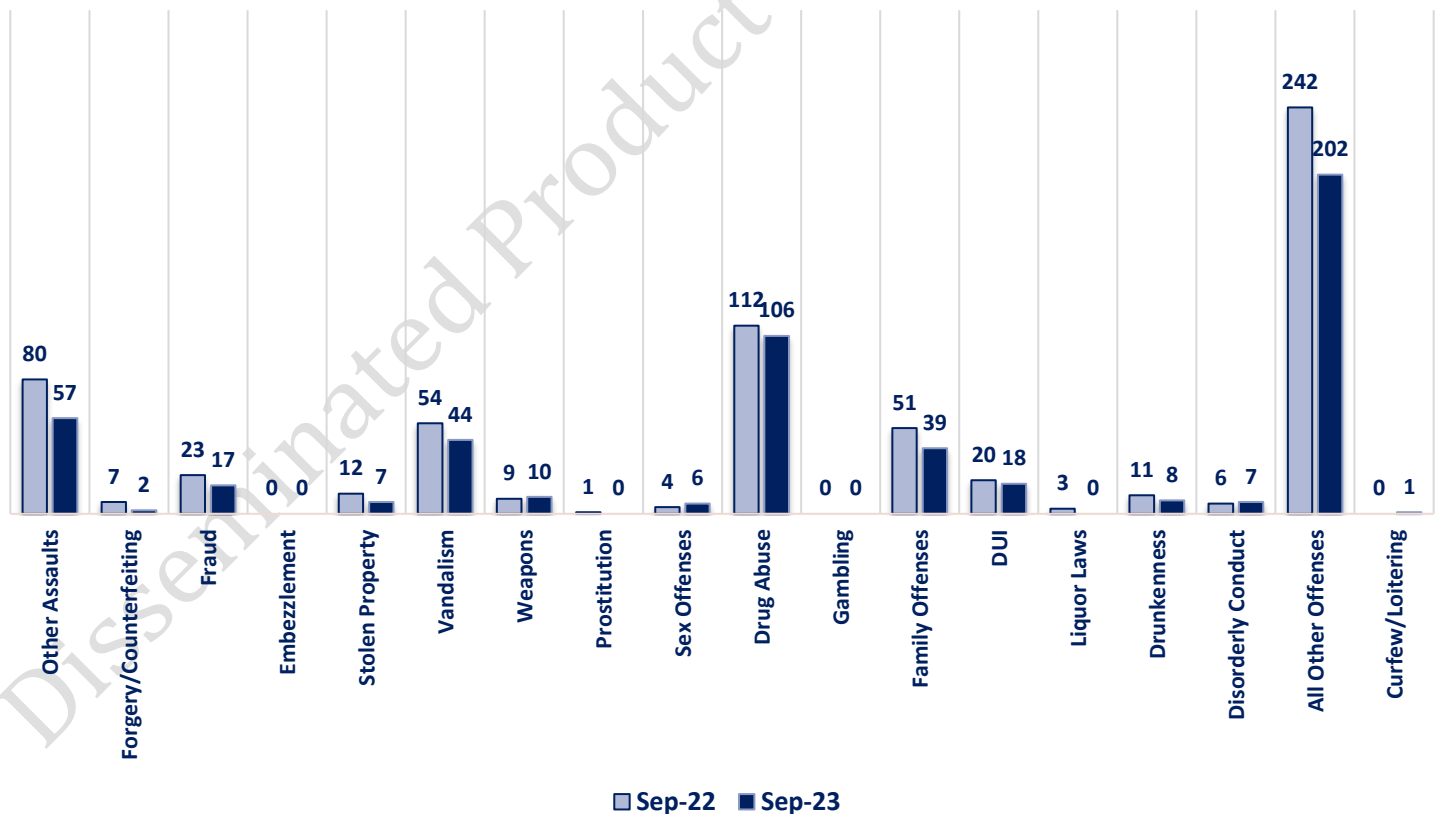
**SEPTEMBER 2023 - COMPSTAT AND EXTENDED COMPSTAT  
OFFENSE PERCENTAGES**



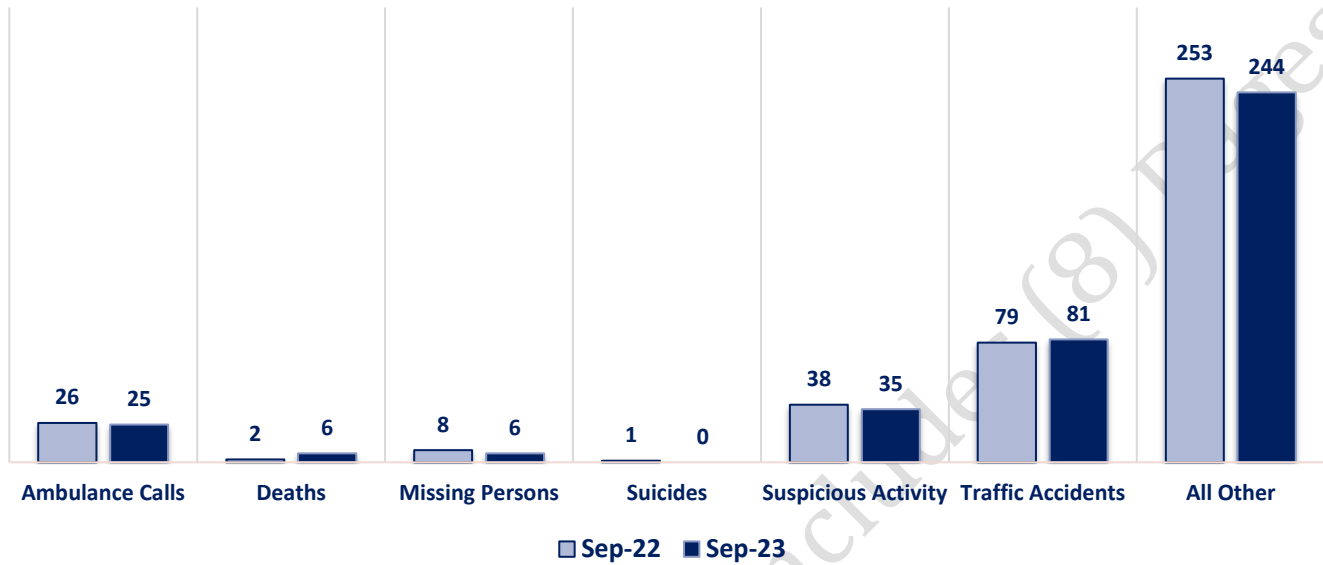
### CompStat Offenses



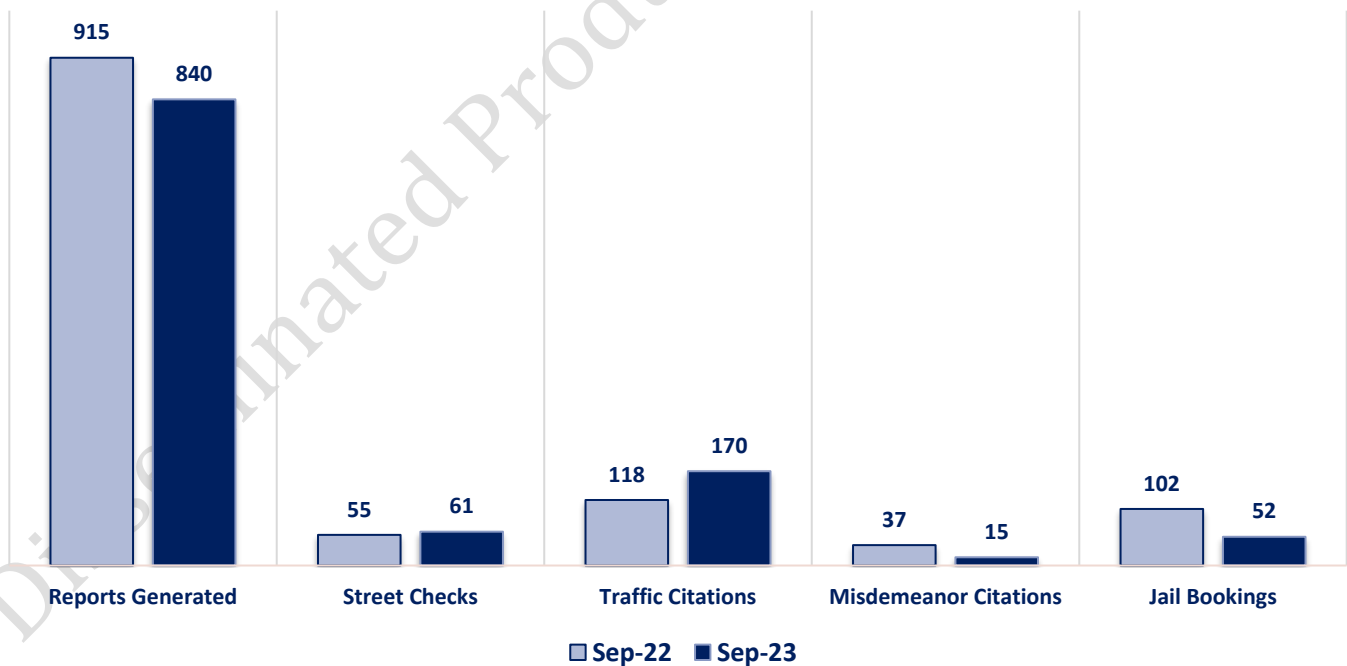
### Extended CompStat Offenses



### Non-UCR Offenses

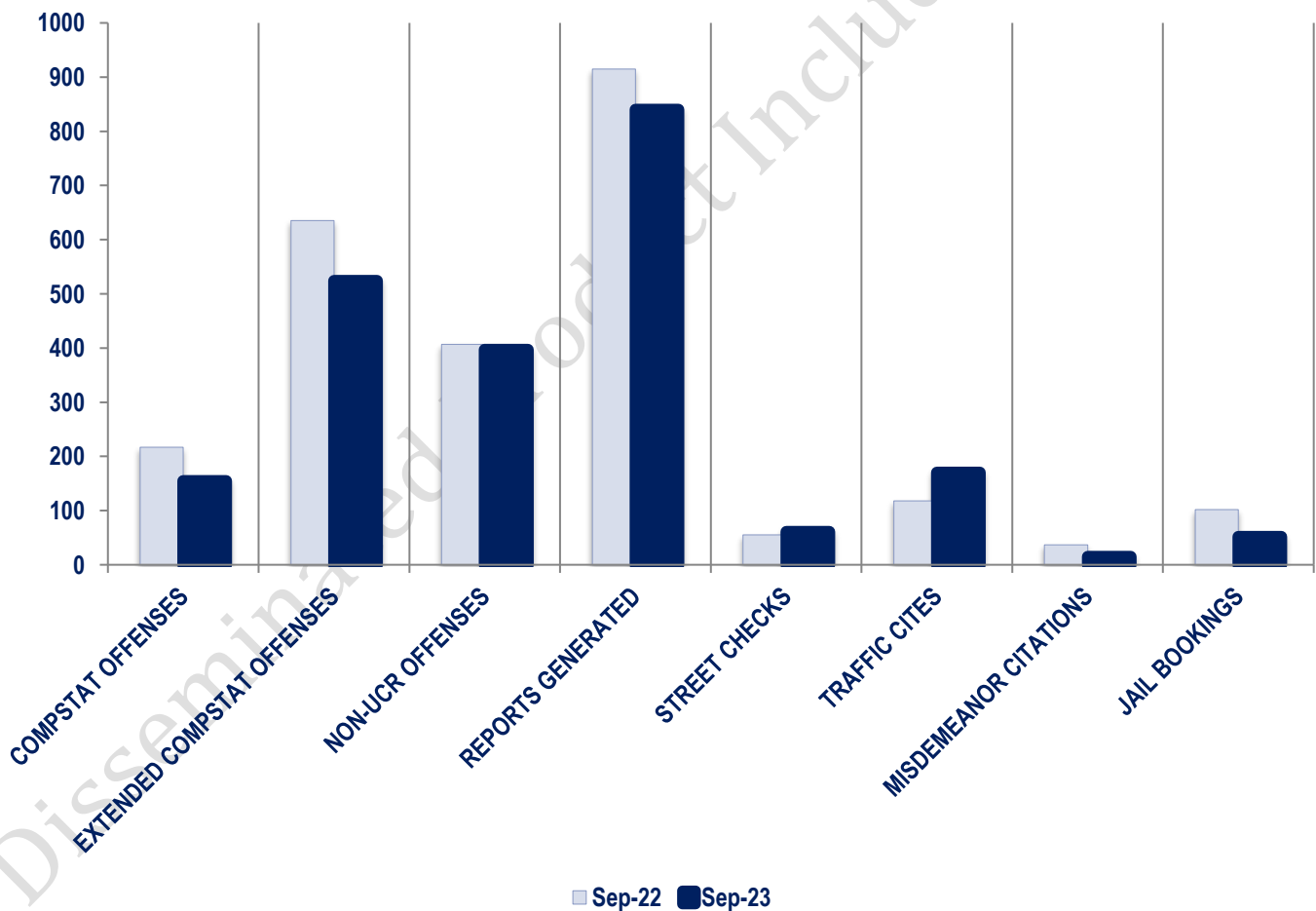


### Other Event Totals



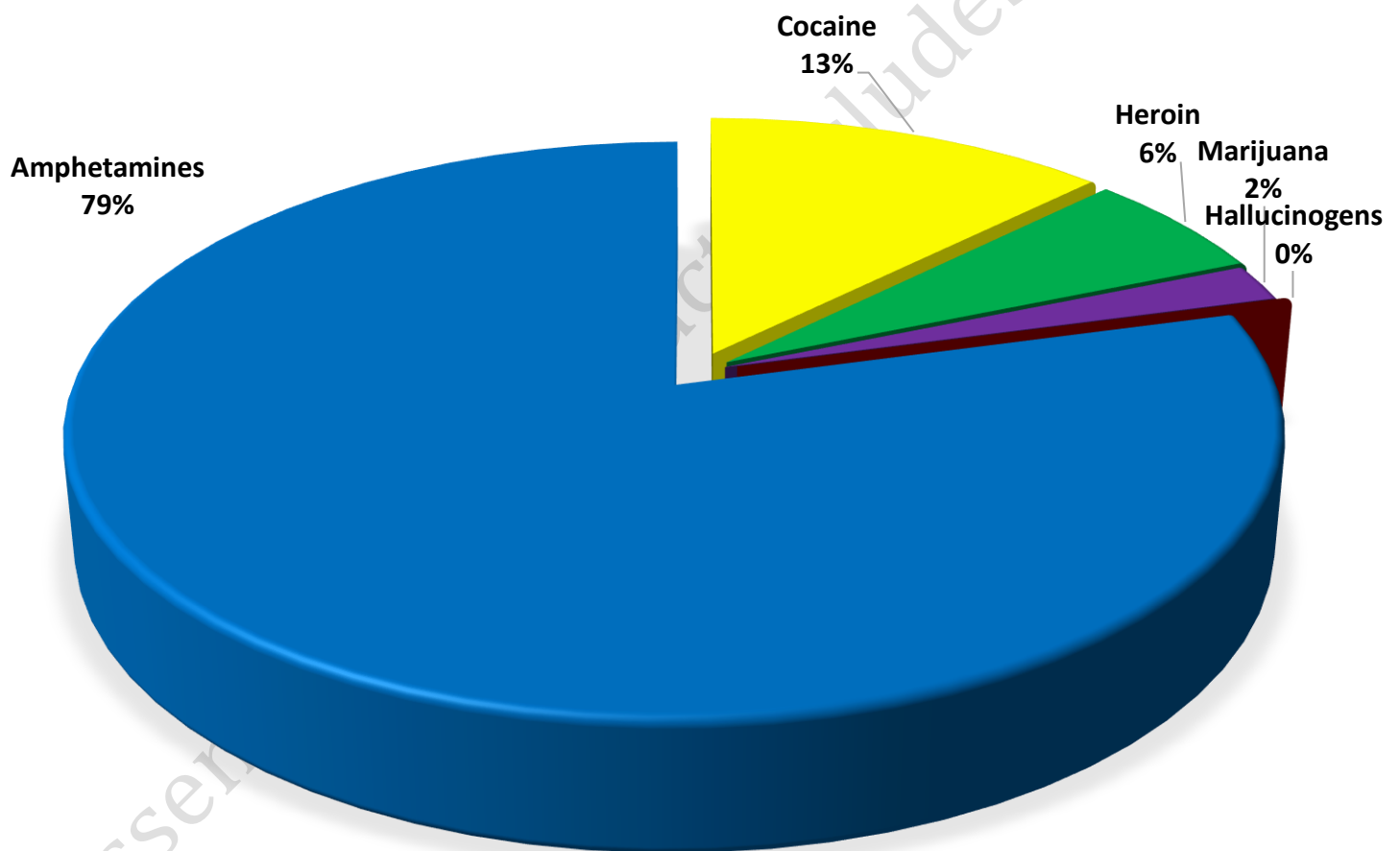
### Combined Offense/Event Trends

	Sept-22	Sept-23
<b>CompStat Offenses</b>	217	155
<b>Extended CompStat Offenses</b>	635	524
<b>Non-UCR Offenses</b>	407	397
<b>Reports Generated</b>	915	840
<b>Street Checks</b>	55	61
<b>Traffic Cites</b>	118	170
<b>Misdemeanor Citations</b>	37	15
<b>Jail Bookings</b>	102	52



## Seized Drugs

TYPE	DOSES	STREET VALUE
Cocaine	1910.1	\$ 13,370.70
Heroin	918.0	\$ 6,839.10
Marijuana	314.1	\$ 1,042.81
Hallucinogens	0.0	\$ -
Amphetamines	11956.0	\$ 83,692.00
<b>TOTAL</b>	<b>15098.2</b>	<b>\$ 104,944.61</b>



## CompStat & Extended CompStat Offenses - One Year

