



CITY COUNCIL DISTRICT #5

MONTHLY OFFENSE SUMMARY

September 2023

These figures represent preliminary counts of original Police Incident Reports and include all offenses within the above listed City Council District only. Full statistical analysis to determine the confidence level of this data has not been performed. The results contained herein are approximate in relation to the listed area and may not fully coincide with data shown in other areas of SLCPD's Crime Statistics page such as Calls for Service, Crimes Trending, and Crime Reports due to and reflective of departmental procedures that were in place at the time the event occurred and the date this data was compiled. Results displayed are not distinguished as attempted or completed crimes, do not include other calls for police service, and only represent police service where a report was made. Police Incident Reports are classified by primary offense categories as defined by the Uniform Crime Reporting (UCR) system, however for this report all offenses are included, and each incident may have more than one offense listed on it. In cases where there is more than one offense listed, all offenses are counted individually. Although every reasonable verification effort is made, the accuracy of any data is subject to the constraints of the report generation process as well as the manner, format, and point in time of any query.

COMPSTAT OFFENSES: (Part I)

Chosen by the FBI as Part I Offenses because they are serious crimes that occur with regularity in all areas of the country and are likely to be reported to Police.

EXTENDED COMPSTAT OFFENSES: (Part II)

All other crimes other than the eight CompStat Offenses. The Uniform Crime Reporting Program gathers only arrest data for these offenses, however, SLCPD results displayed in this document display all of these, regardless of the presence of arrest data.

ALL OTHER OFFENSES:

Under the Extended CompStat Offense section, 'All Other Offenses' include Peeping Tom, Trespass, Kidnap/Abduction, Pornography, Extortion/Blackmail, Bribery, Warrants, Sexual Offenses, Obstruction, Public Peace, and Hit & Run.

NON-UCR OFFENSES:

Non-UCR Offenses include reports for all other offenses not classified as a CompStat or Extended CompStat Offense. Results displayed separate some of these offenses such as Ambulance Calls, Deaths, Missing Persons, Suicides, Suspicious Activity, and Traffic Accidents.

ALL OTHER NON-UCR:

Under the Non-UCR category, 'All Other' include the remainder of offenses not classified as CompStat or CompStat Extended and not separated from the Non-UCR Offenses. These include things such as Loud Parties, Barking Dogs, Mentally Ill Subjects, Citizen Assistance, etc.

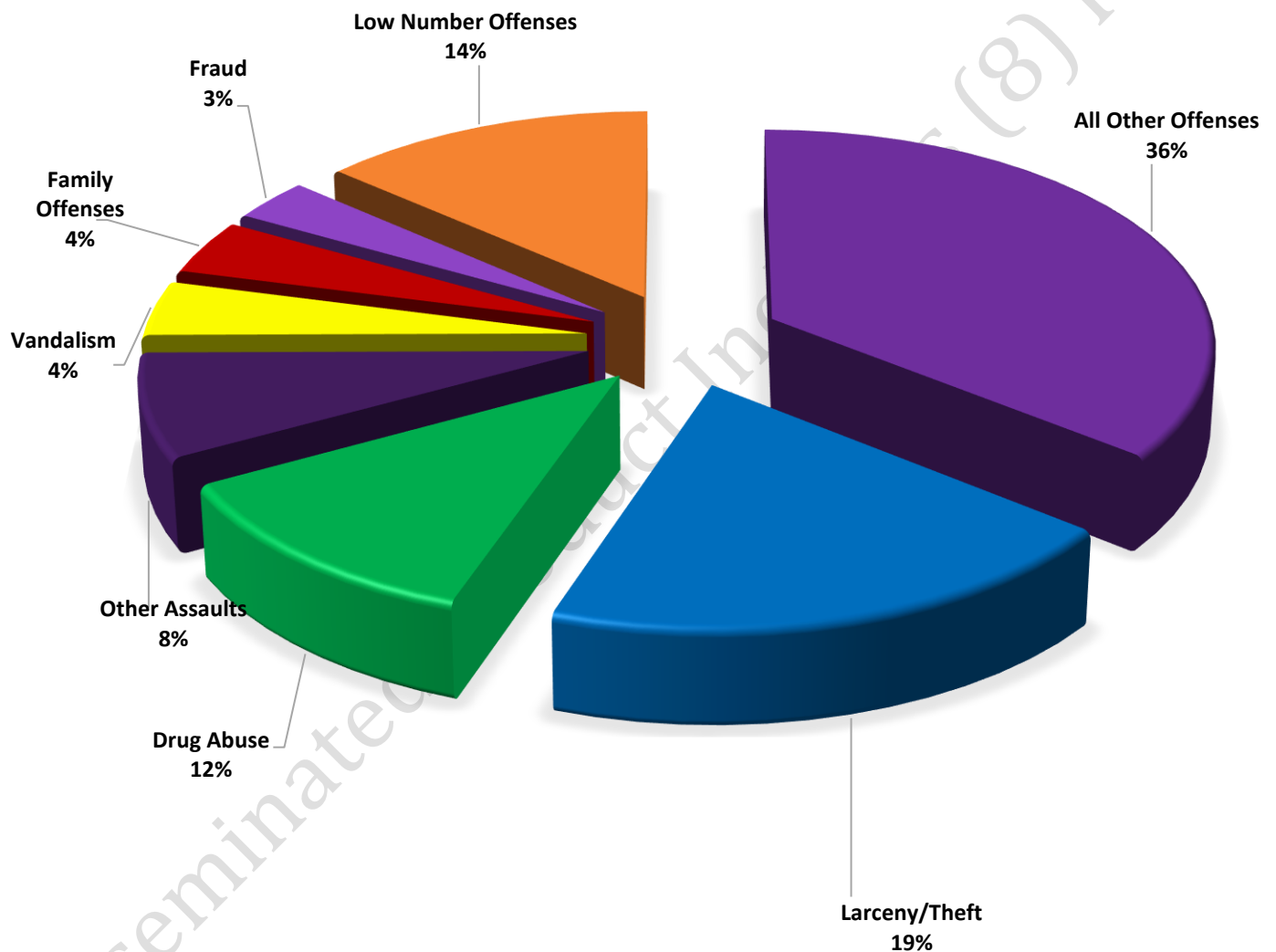
LOW NUMBER OFFENSES:

On page two, in the interest of space and allowing for easier viewing, the category titled 'Low Number Offenses' include CompStat and Extended CompStat Offenses from page one that have totals under the amount of 20.

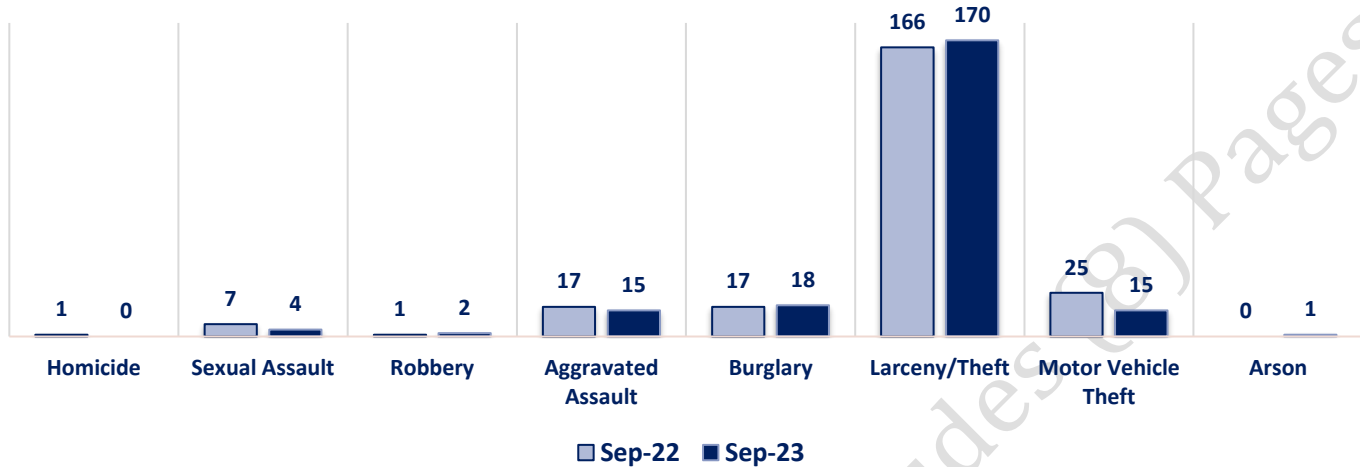
Offenses

COMPSTAT OFFENSES	VIOLENT	Offense	Sept-22	Sept-23	OFFENSE	Sept-22	Sept-23
		Homicide	1	0	Other Assaults	68	68
		Sexual Assault	7	4	Forgery/Counterfeiting	3	1
		Robbery	1	2	Fraud	40	28
	PROPERTY	Aggravated Assault	17	15	Embezzlement	0	0
		Burglary	17	18	Stolen Property	12	1
		Larceny/Theft	166	170	Vandalism	38	36
		Motor Vehicle Theft	25	15	Weapons	15	6
		Arson	0	1	Prostitution	4	5
	COMPSTAT TOTALS		234	225	Sex Offenses	4	1
	NON-UCR OFFENSES	Ambulance Calls	30	37	Drug Abuse	90	102
		Deaths	4	6	Gambling	0	0
Missing Persons		8	3	Family Offenses	46	36	
Suicides		1	0	DUI	13	7	
Suspicious Activity		29	20	Liquor Laws	3	7	
Traffic Accidents		71	60	Drunkenness	7	15	
All Other		235	220	Disorderly Conduct	8	20	
NON-UCR TOTALS		378	346	All Other Offenses	282	310	
TOTALS	COMPSTAT OFFENSES		234	225	Curfew/Loitering	0	0
	EXTENDED COMPSTAT OFFENSES		633	643	EXTENDED COMPSTAT TOTALS	633	643
	NON-UCR OFFENSES		378	346			
	TOTAL		1245	1214			

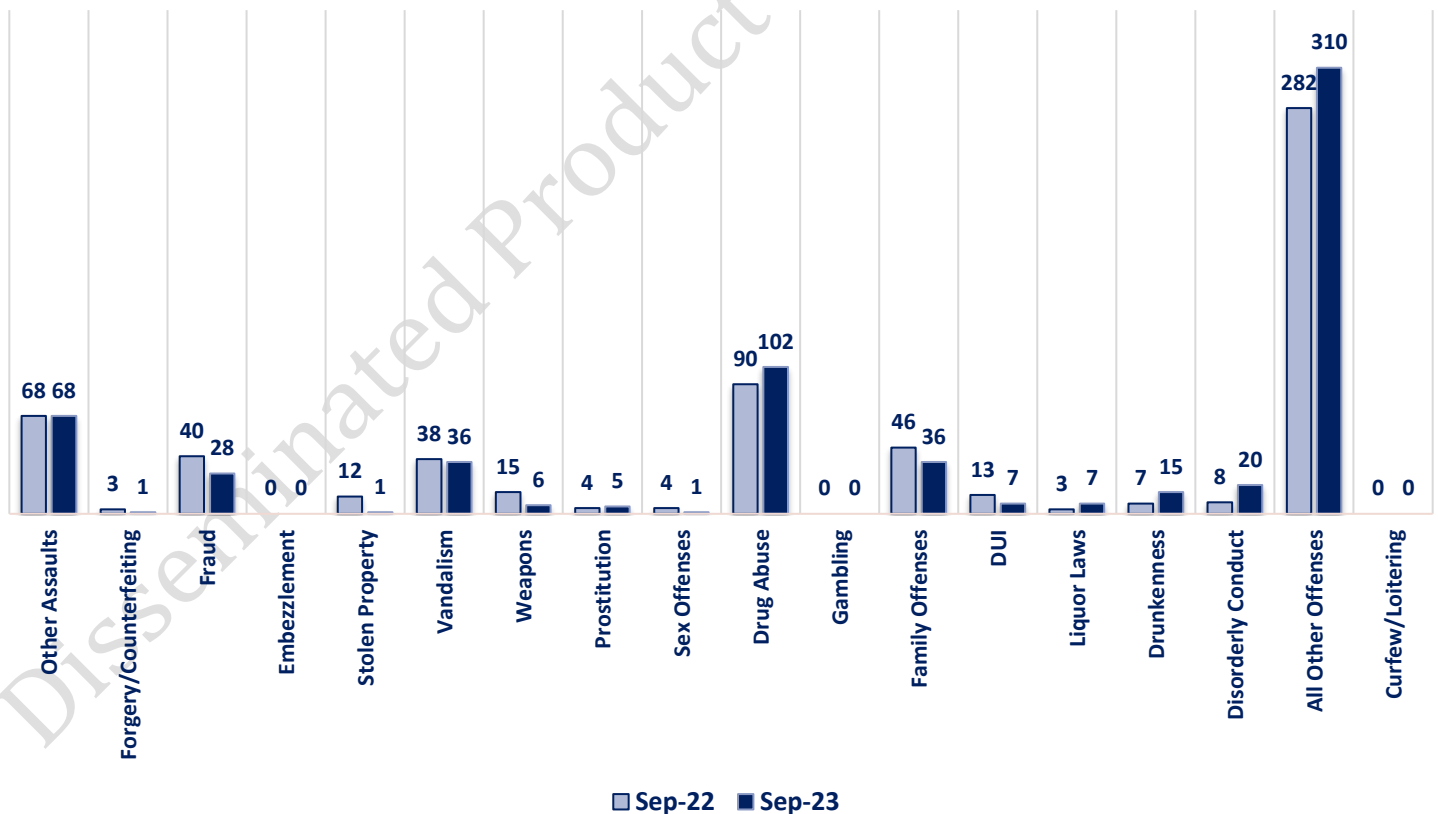
**SEPTEMBER 2023 - COMPSTAT AND EXTENDED COMPSTAT
OFFENSE PERCENTAGES**



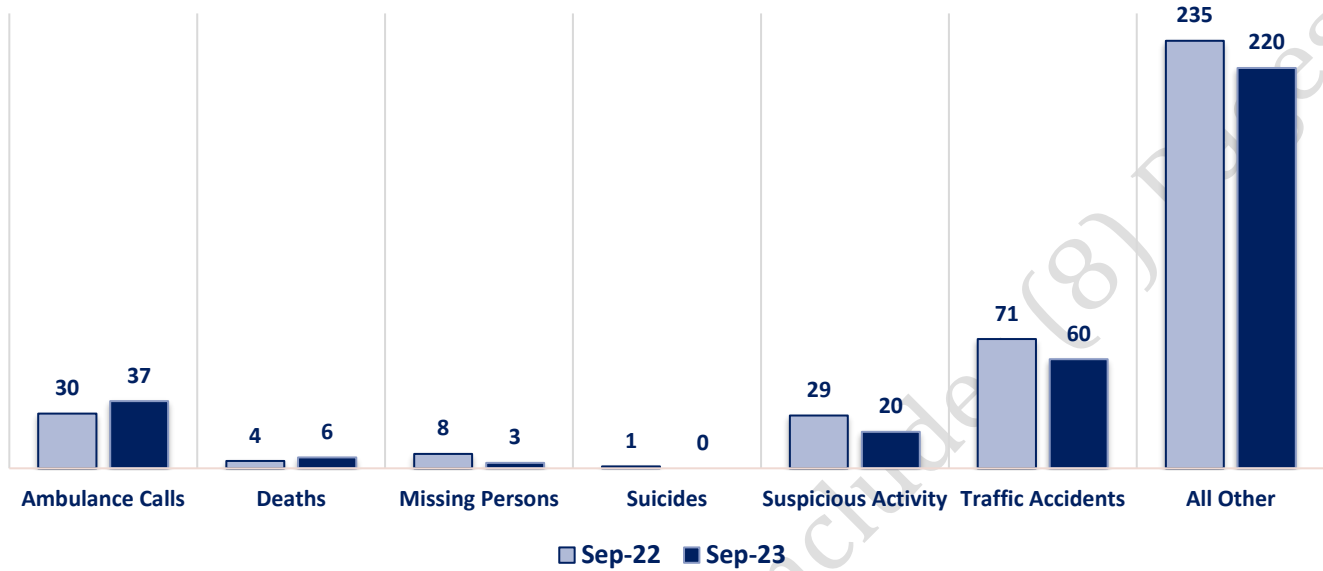
CompStat Offenses



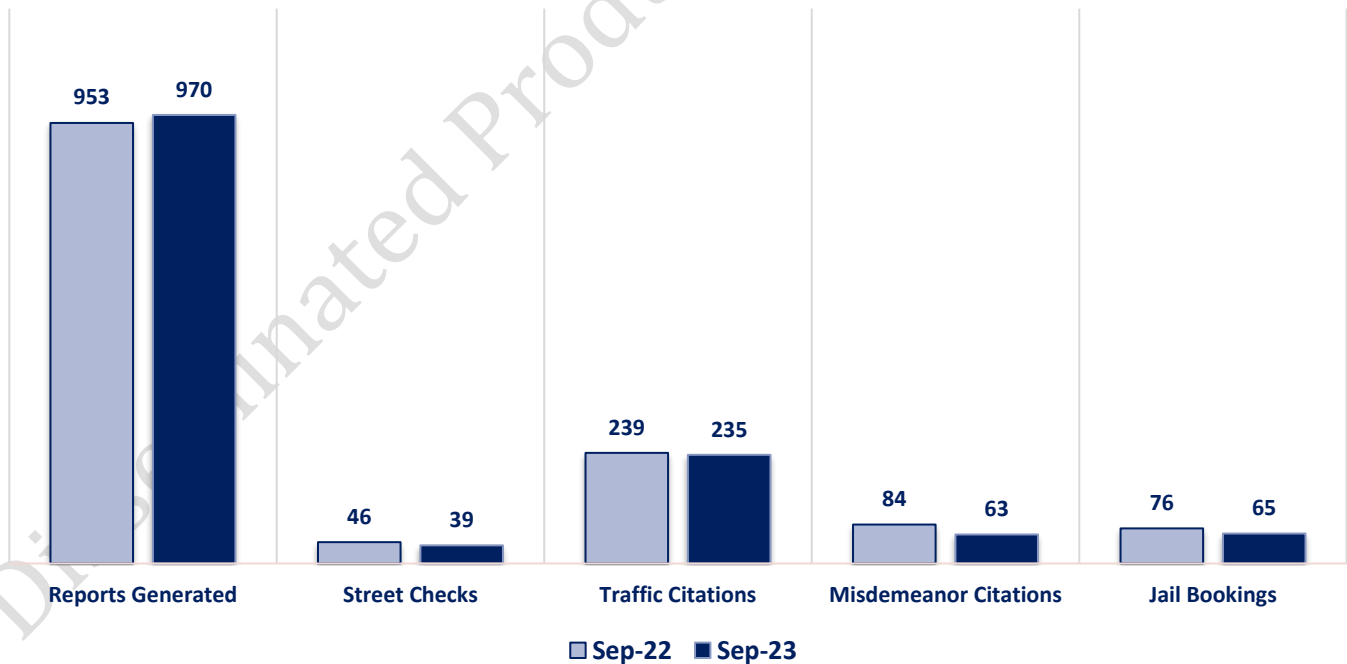
Extended CompStat Offenses



Non-UCR Offenses

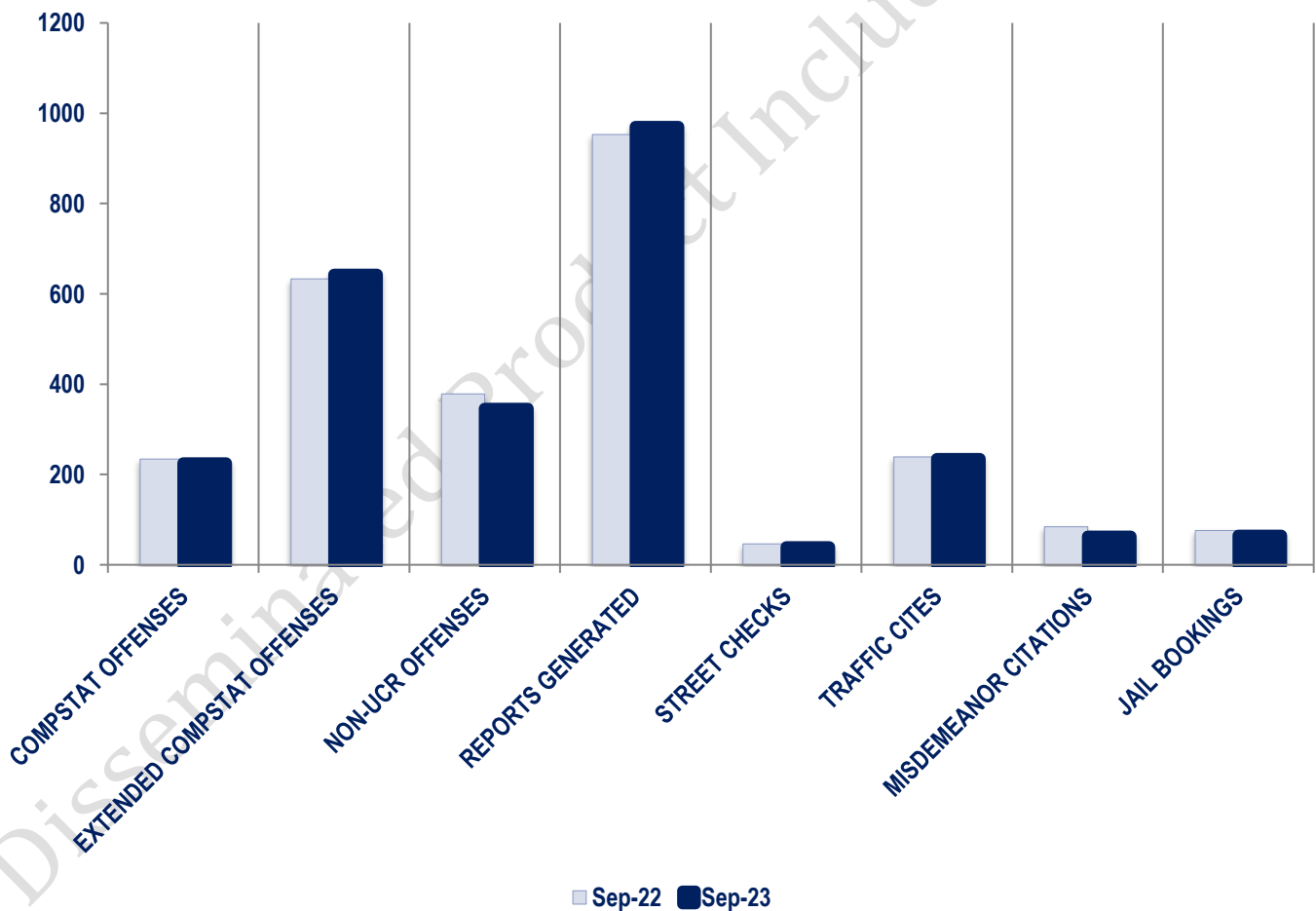


Other Event Totals



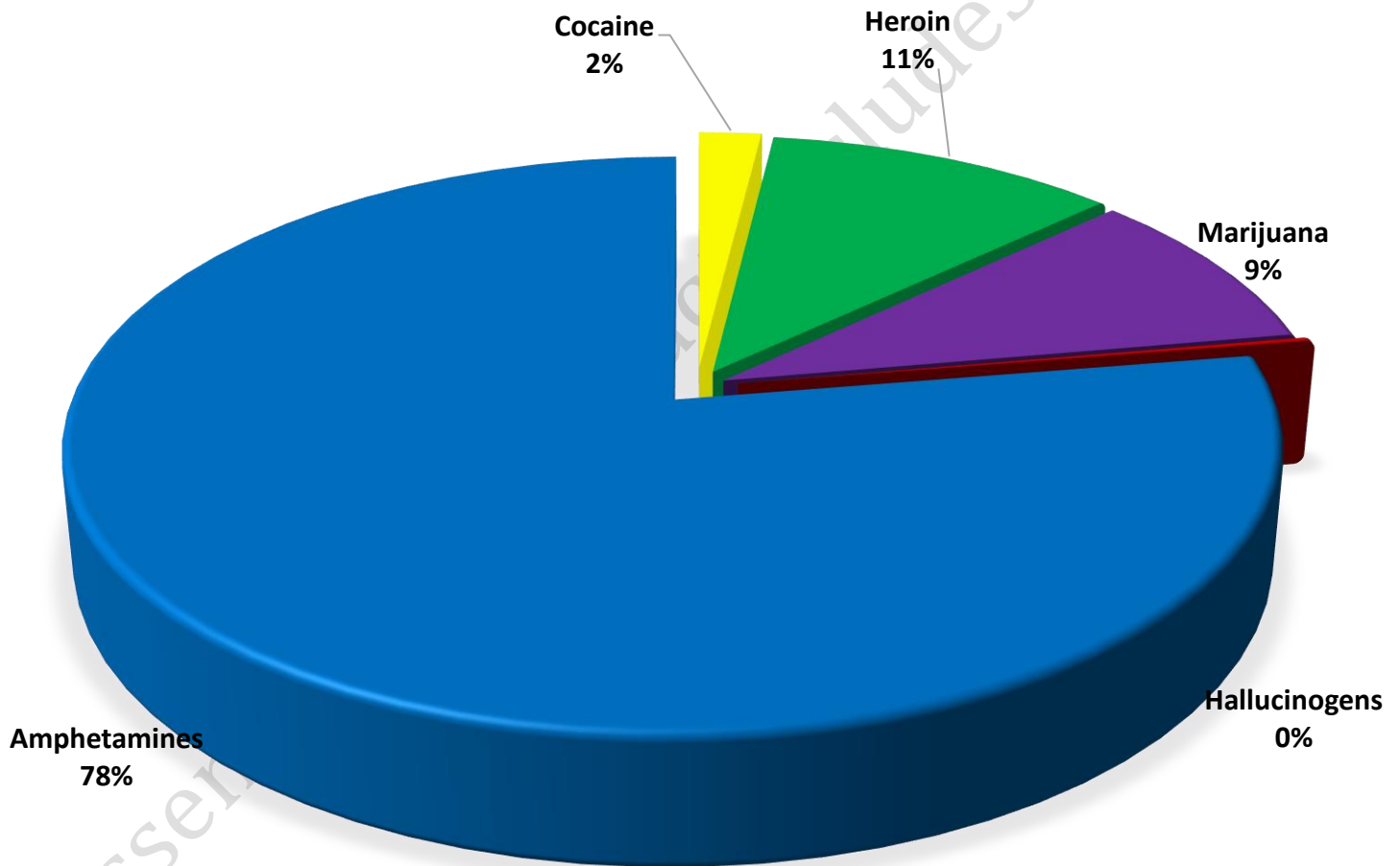
Combined Offense/Event Trends

	Sept-22	Sept-23
CompStat Offenses	234	225
Extended CompStat Offenses	633	643
Non-UCR Offenses	378	346
Reports Generated	953	970
Street Checks	46	39
Traffic Cites	239	235
Misdemeanor Citations	84	63
Jail Bookings	76	65



Seized Drugs

TYPE	DOSES	STREET VALUE
Cocaine	40.0	\$ 280.00
Heroin	226.4	\$ 1,686.68
Marijuana	189.6	\$ 629.46
Hallucinogens	4.1	\$ 8.11
Amphetamines	1590.3	\$ 11,132.17
TOTAL	2050.4	\$ 13,736.43



CompStat & Extended CompStat Offenses - One Year

