



CITY COUNCIL DISTRICT #2

MONTHLY OFFENSE SUMMARY

October 2023

****Due to backlog in transcription of data, October 2023 arrest figures have been excluded.**

These figures represent preliminary counts of original Police Incident Reports and include all offenses within the above listed City Council District only. Full statistical analysis to determine the confidence level of this data has not been performed. The results contained herein are approximate in relation to the listed area and may not fully coincide with data shown in other areas of SLCPD's Crime Statistics page such as Calls for Service, Crimes Trending, and Crime Reports due to and reflective of departmental procedures that were in place at the time the event occurred and the date this data was compiled. Results displayed are not distinguished as attempted or completed crimes, do not include other calls for police service, and only represent police service where a report was made. Police Incident Reports are classified by primary offense categories as defined by the Uniform Crime Reporting (UCR) system, however for this report all offenses are included, and each incident may have more than one offense listed on it. In cases where there is more than one offense listed, all offenses are counted individually. Although every reasonable verification effort is made, the accuracy of any data is subject to the constraints of the report generation process as well as the manner, format, and point in time of any query.

COMPSTAT OFFENSES: (Part I)

Chosen by the FBI as Part I Offenses because they are serious crimes that occur with regularity in all areas of the country and are likely to be reported to Police.

EXTENDED COMPSTAT OFFENSES: (Part II)

All other crimes other than the eight CompStat Offenses. The Uniform Crime Reporting Program gathers only arrest data for these offenses, however, SLCPD results displayed in this document display all of these, regardless of the presence of arrest data.

ALL OTHER OFFENSES:

Under the Extended CompStat Offense section, 'All Other Offenses' include Peeping Tom, Trespass, Kidnap/Abduction, Pornography, Extortion/Blackmail, Bribery, Warrants, Sexual Offenses, Obstruction, Public Peace, and Hit & Run.

NON-UCR OFFENSES:

Non-UCR Offenses include reports for all other offenses not classified as a CompStat or Extended CompStat Offense. Results displayed separate some of these offenses such as Ambulance Calls, Deaths, Missing Persons, Suicides, Suspicious Activity, and Traffic Accidents.

ALL OTHER NON-UCR:

Under the Non-UCR category, 'All Other' include the remainder of offenses not classified as CompStat or CompStat Extended and not separated from the Non-UCR Offenses. These include things such as Loud Parties, Barking Dogs, Mentally Ill Subjects, Citizen Assistance, etc.

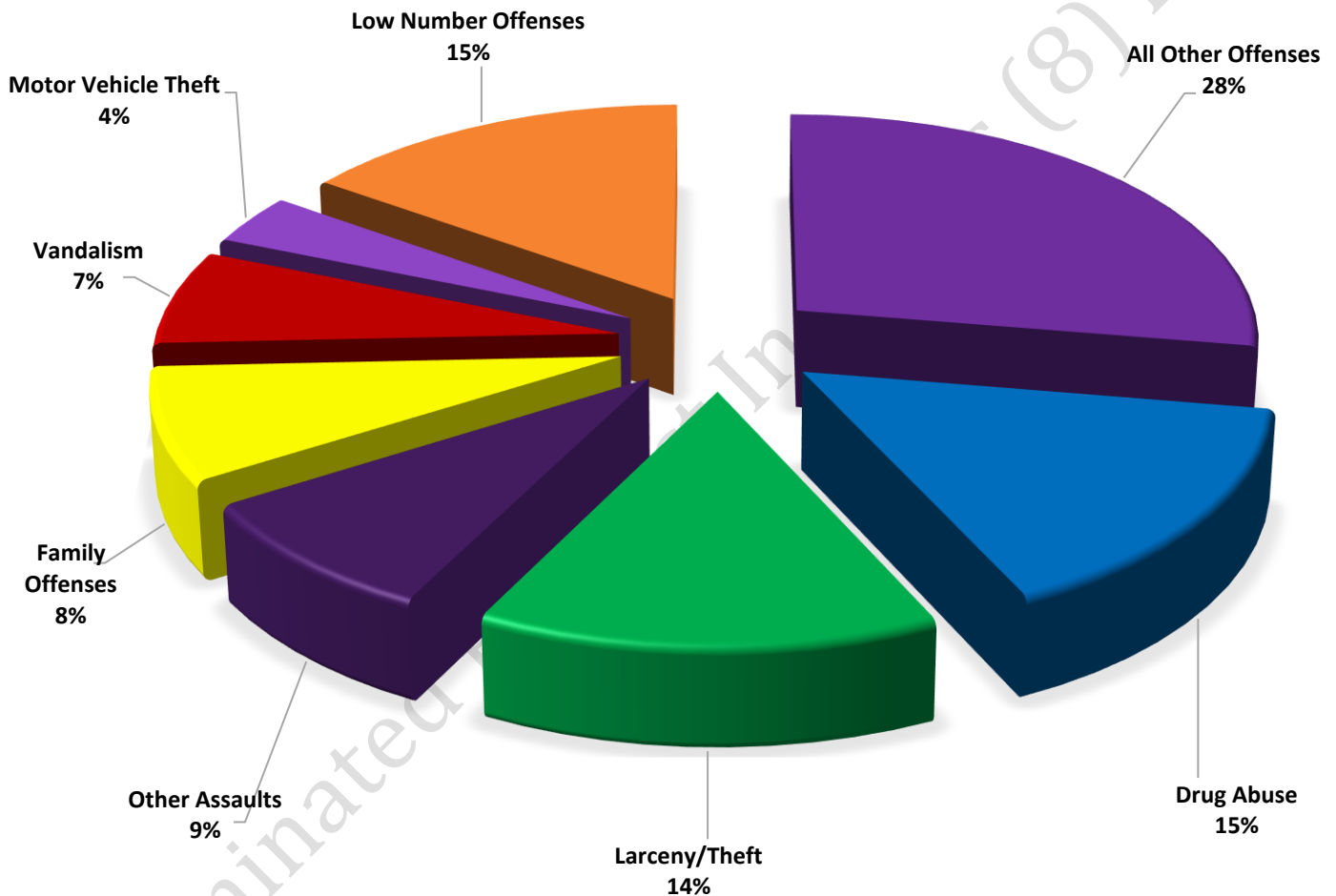
LOW NUMBER OFFENSES:

On page two, in the interest of space and allowing for easier viewing, the category titled 'Low Number Offenses' include CompStat and Extended CompStat Offenses from page one that have totals under the amount of 19.

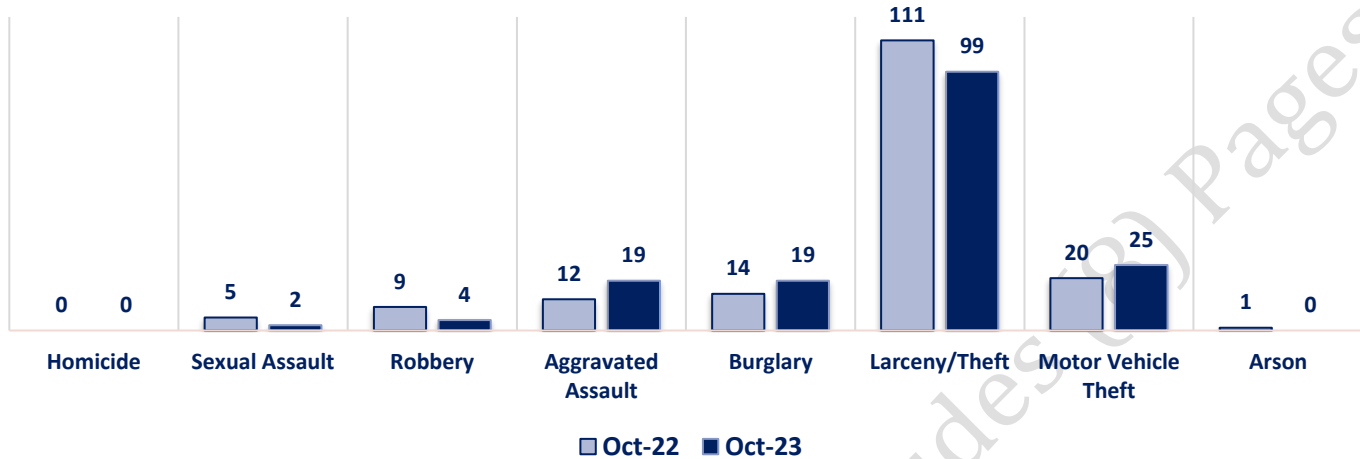
Offenses

COMPSTAT OFFENSES	VIOLENT	Offense	Oct-22	Oct-23	EXTENDED COMPSTAT OFFENSES
		Homicide	0	0	
		Sexual Assault	5	2	
		Robbery	9	4	
		Aggravated Assault	12	19	
		Burglary	14	19	
		Larceny/Theft	111	99	
		Motor Vehicle Theft	20	25	
		Arson	1	0	
NON-UCR OFFENSES	PROPERTY	COMPSTAT TOTALS	172	168	
		Ambulance Calls	15	22	
		Deaths	5	9	
		Missing Persons	2	4	
		Suicides	0	1	
		Suspicious Activity	39	18	
		Traffic Accidents	71	86	
		All Other	246	207	
		NON-UCR TOTALS	378	347	
TOTALS		COMPSTAT OFFENSES	172	168	
		EXTENDED COMPSTAT OFFENSES	547	517	
		NON-UCR OFFENSES	378	347	
		TOTAL	1097	1032	
		Other Assaults	67	59	
		Forgery/Counterfeiting	0	2	
		Fraud	22	16	
		Embezzlement	0	0	
		Stolen Property	13	4	
		Vandalism	65	47	
		Weapons	8	14	
		Prostitution	0	0	
		Sex Offenses	5	3	
		Drug Abuse	88	106	
		Gambling	0	0	
		Family Offenses	54	56	
		DUI	6	12	
		Liquor Laws	1	2	
		Drunkenness	6	6	
		Disorderly Conduct	8	1	
		All Other Offenses	204	189	
		Curfew/Loitering	0	0	
		EXTENDED COMPSTAT TOTALS	547	517	

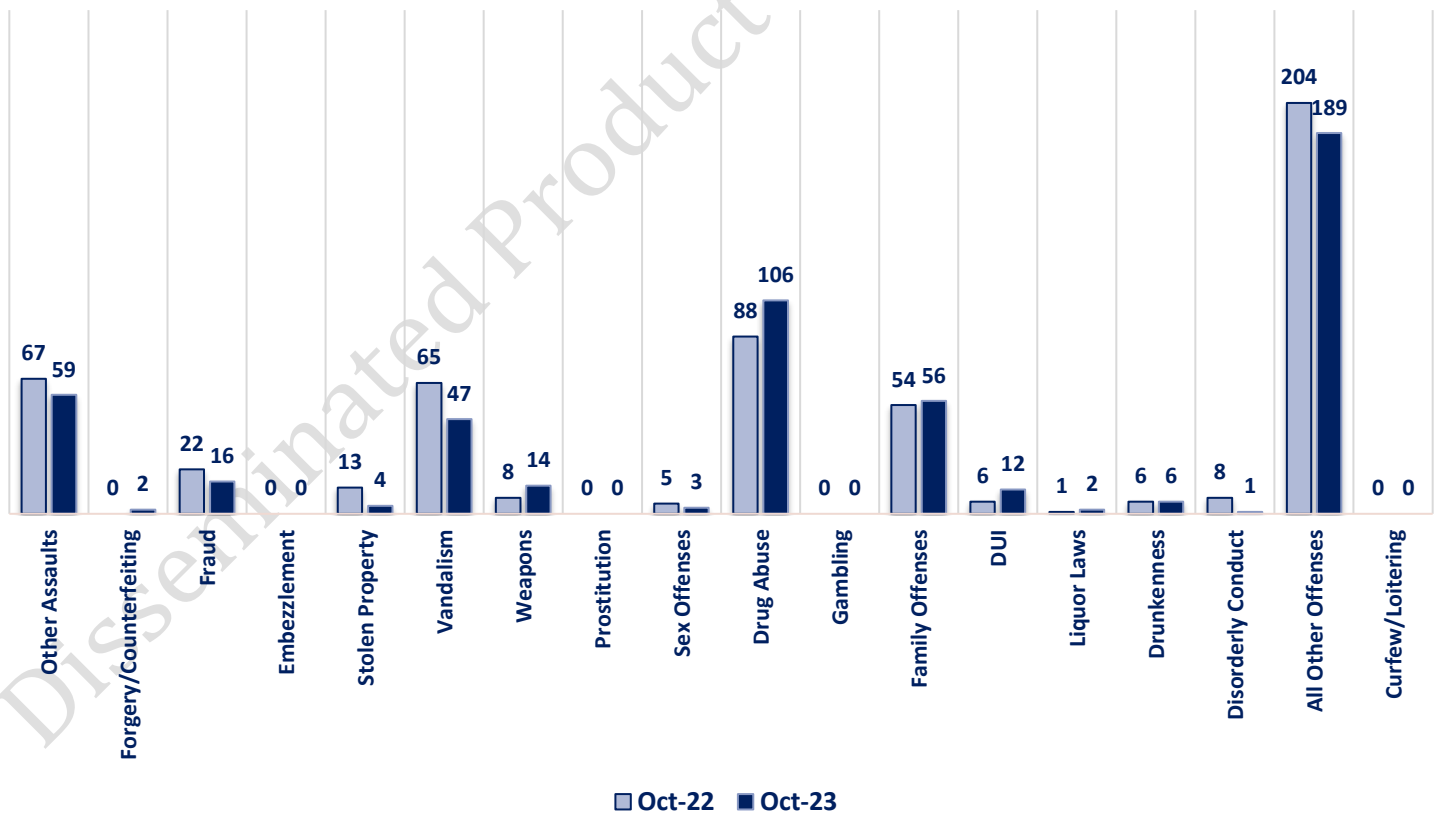
**OCTOBER 2023 - COMPSTAT AND EXTENDED COMPSTAT
OFFENSE PERCENTAGES**



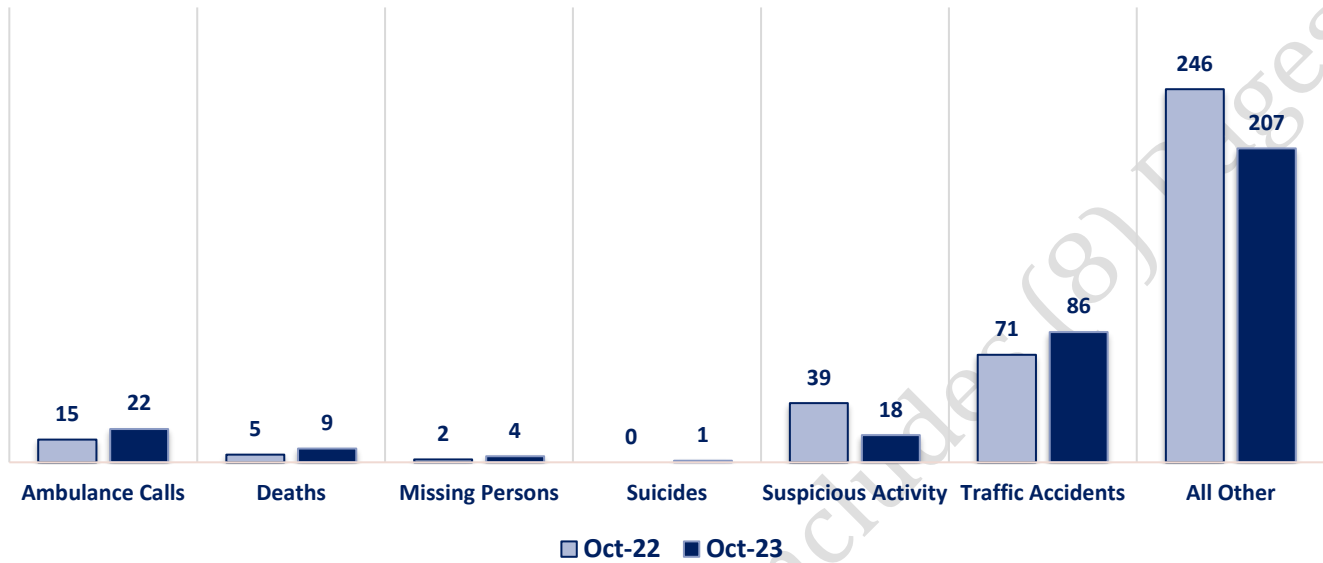
CompStat Offenses



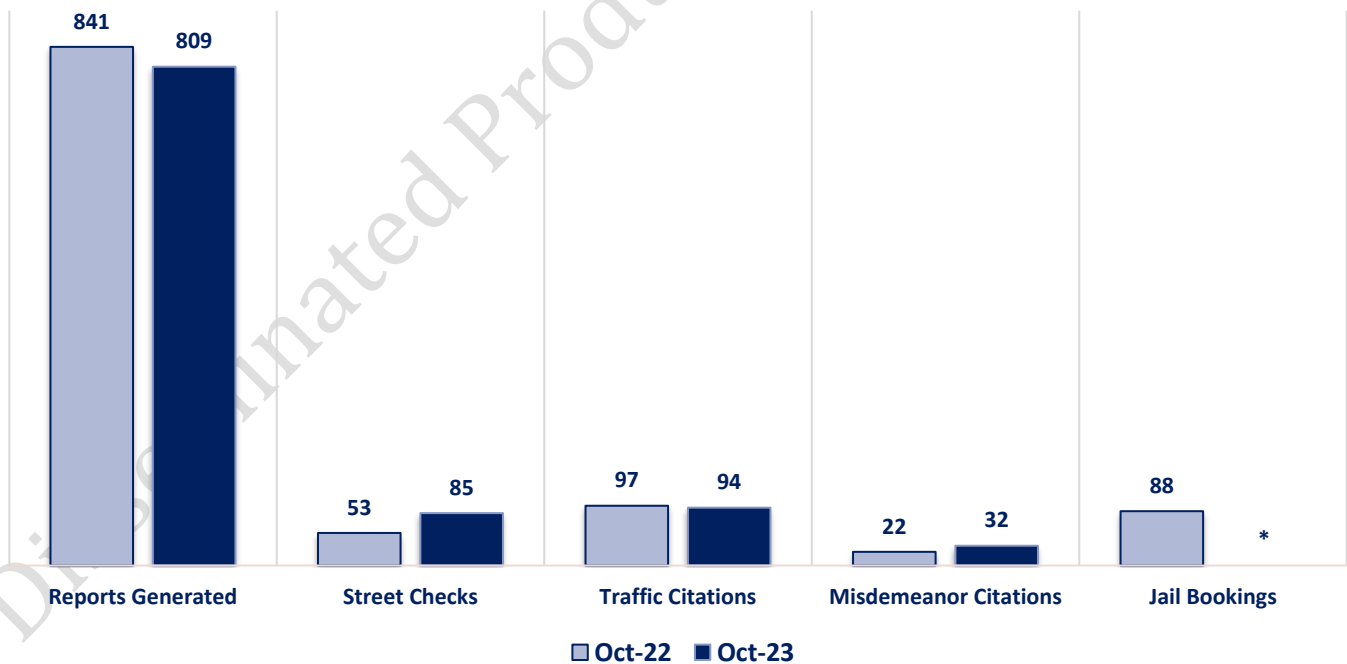
Extended CompStat Offenses



Non-UCR Offenses



Other Event Totals

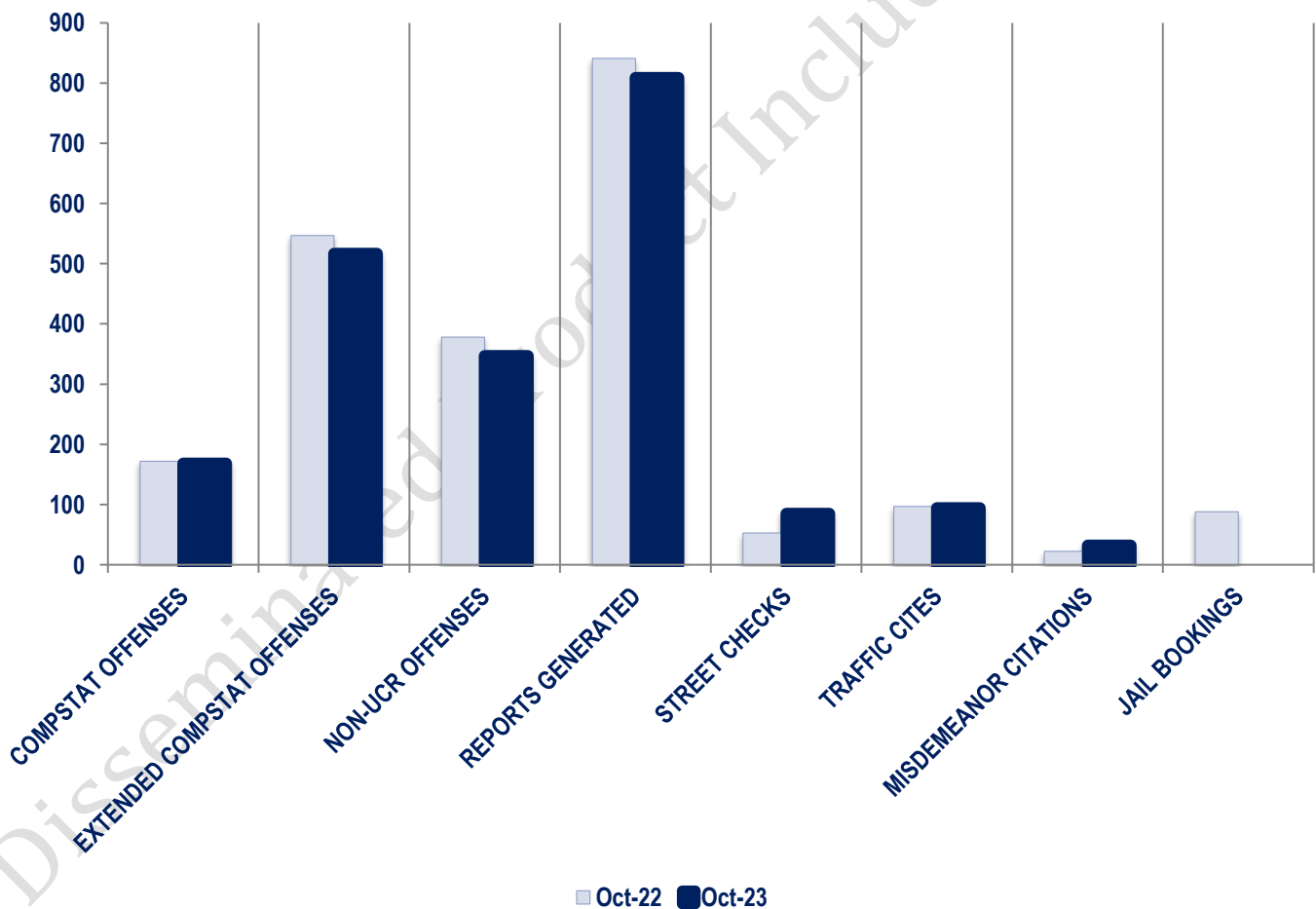


****Due to backlog in transcription of data, October 2023 arrest figures have been excluded.**

Combined Offense/Event Trends

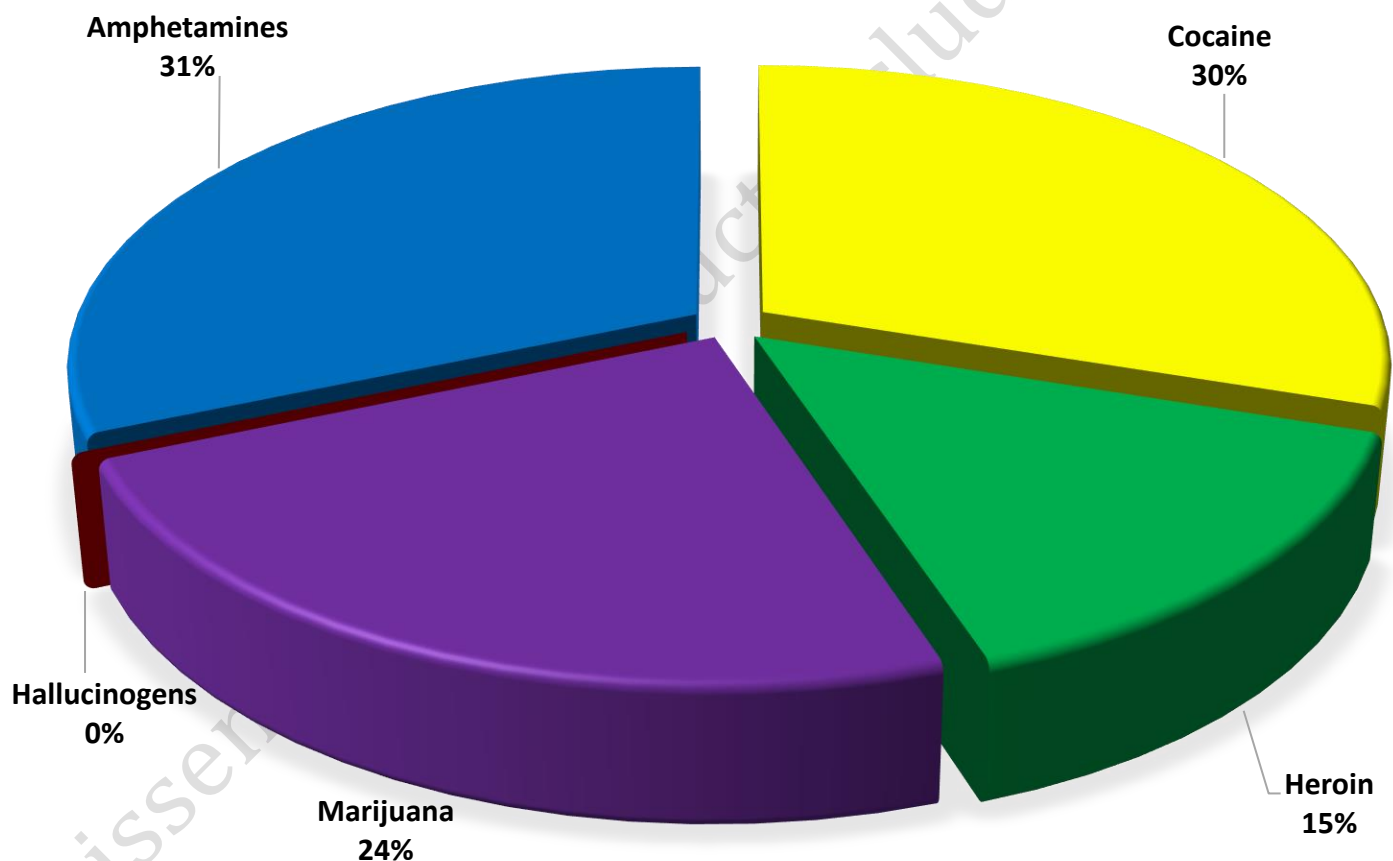
	Oct-22	Oct-23
CompStat Offenses	172	168
Extended CompStat Offenses	547	517
Non-UCR Offenses	378	347
Reports Generated	841	809
Street Checks	53	85
Traffic Cites	97	94
Misdemeanor Citations	22	32
Jail Bookings	88	*

**Due to backlog in transcription of data, October 2023 arrest figures have been excluded.



Seized Drugs

TYPE	DOSES	STREET VALUE
Cocaine	411.0	\$ 2,877.00
Heroin	202.0	\$ 1,504.90
Marijuana	323.3	\$ 1,073.34
Hallucinogens	0.0	\$ -
Amphetamines	429.0	\$ 3,003.07
TOTAL	1365.3	\$ 8,458.31



CompStat & Extended CompStat Offenses - One Year

