



## CITY COUNCIL DISTRICT #3

### MONTHLY OFFENSE SUMMARY

**October 2023**

**\*\*Due to backlog in transcription of data, October 2023 arrest figures have been excluded.**

These figures represent preliminary counts of original Police Incident Reports and include all offenses within the above listed City Council District only. Full statistical analysis to determine the confidence level of this data has not been performed. The results contained herein are approximate in relation to the listed area and may not fully coincide with data shown in other areas of SLCPD's Crime Statistics page such as Calls for Service, Crimes Trending, and Crime Reports due to and reflective of departmental procedures that were in place at the time the event occurred and the date this data was compiled. Results displayed are not distinguished as attempted or completed crimes, do not include other calls for police service, and only represent police service where a report was made. Police Incident Reports are classified by primary offense categories as defined by the Uniform Crime Reporting (UCR) system, however for this report all offenses are included, and each incident may have more than one offense listed on it. In cases where there is more than one offense listed, all offenses are counted individually. Although every reasonable verification effort is made, the accuracy of any data is subject to the constraints of the report generation process as well as the manner, format, and point in time of any query.

#### COMPSTAT OFFENSES: (Part I)

Chosen by the FBI as Part I Offenses because they are serious crimes that occur with regularity in all areas of the country and are likely to be reported to Police.

#### EXTENDED COMPSTAT OFFENSES: (Part II)

All other crimes other than the eight CompStat Offenses. The Uniform Crime Reporting Program gathers only arrest data for these offenses, however, SLCPD results displayed in this document display all of these, regardless of the presence of arrest data.

#### ALL OTHER OFFENSES:

Under the Extended CompStat Offense section, 'All Other Offenses' include Peeping Tom, Trespass, Kidnap/Abduction, Pornography, Extortion/Blackmail, Bribery, Warrants, Sexual Offenses, Obstruction, Public Peace, and Hit & Run.

#### NON-UCR OFFENSES:

Non-UCR Offenses include reports for all other offenses not classified as a CompStat or Extended CompStat Offense. Results displayed separate some of these offenses such as Ambulance Calls, Deaths, Missing Persons, Suicides, Suspicious Activity, and Traffic Accidents.

#### ALL OTHER NON-UCR:

Under the Non-UCR category, 'All Other' include the remainder of offenses not classified as CompStat or CompStat Extended and not separated from the Non-UCR Offenses. These include things such as Loud Parties, Barking Dogs, Mentally Ill Subjects, Citizen Assistance, etc.

#### LOW NUMBER OFFENSES:

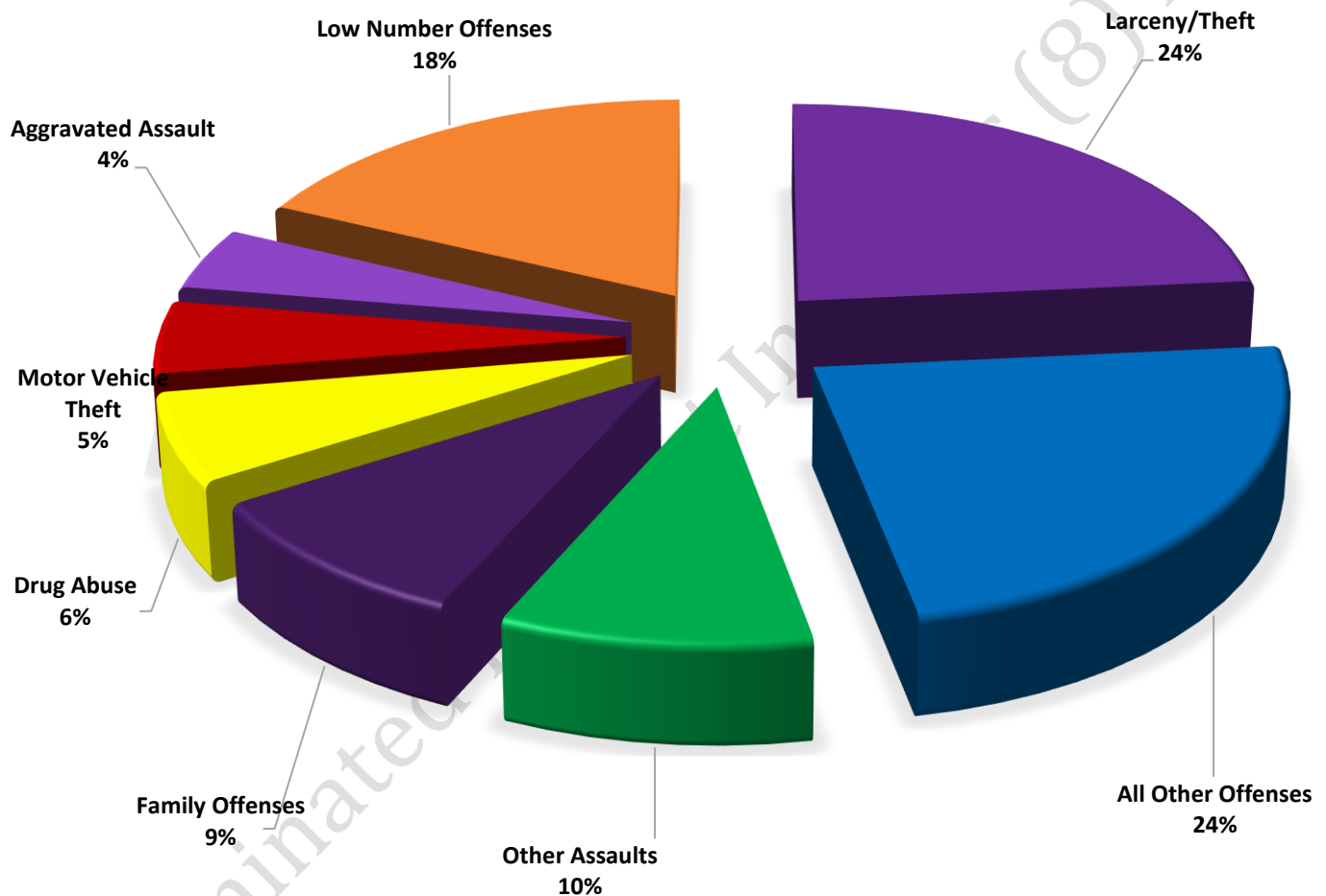
On page two, in the interest of space and allowing for easier viewing, the category titled 'Low Number Offenses' include CompStat and Extended CompStat Offenses from page one that have totals under the amount of 12.

## Offenses

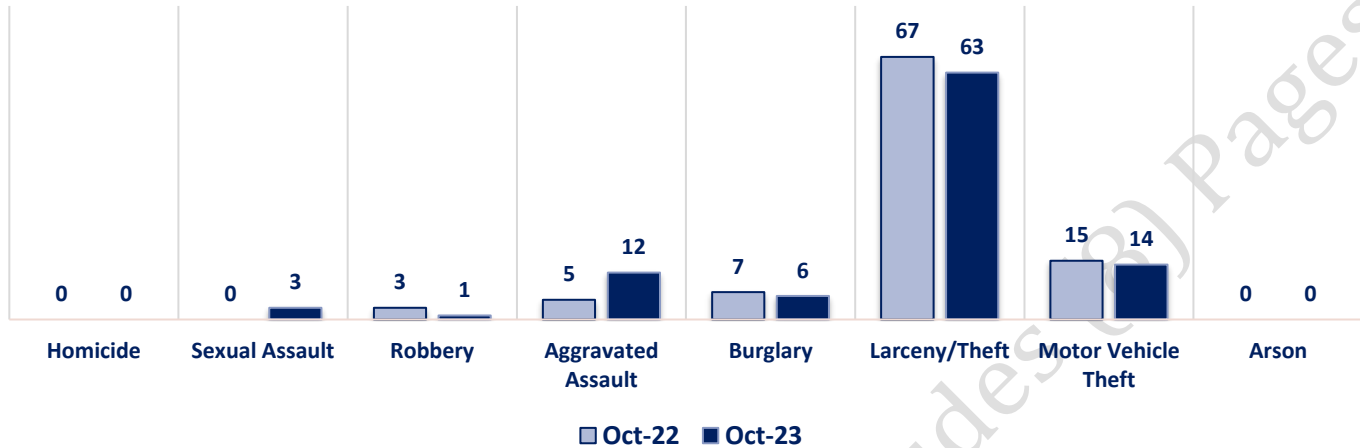
COMPSTAT OFFENSES	VIOLENT	Offense	Oct-22	Oct-23	EXTENDED COMPSTAT OFFENSES
		Homicide	0	0	
		Sexual Assault	0	3	
		Robbery	3	1	
		Aggravated Assault	5	12	
		Burglary	7	6	
		Larceny/Theft	67	63	
		Motor Vehicle Theft	15	14	
		Arson	0	0	
NON-UCR OFFENSES	PROPERTY	COMPSTAT TOTALS	97	99	
		Ambulance Calls	12	11	
		Deaths	2	3	
		Missing Persons	2	2	
		Suicides	2	0	
		Suspicious Activity	22	15	
		Traffic Accidents	34	37	
		All Other	79	84	
		NON-UCR TOTALS	153	152	
TOTALS		COMPSTAT OFFENSES	97	99	
		EXTENDED COMPSTAT OFFENSES	182	169	
		NON-UCR OFFENSES	153	152	
		TOTAL	432	420	

OFFENSE	Oct-22	Oct-23
Other Assaults	24	26
Forgery/Counterfeiting	1	0
Fraud	10	5
Embezzlement	0	0
Stolen Property	4	1
Vandalism	32	12
Weapons	2	0
Prostitution	0	0
Sex Offenses	0	1
Drug Abuse	20	17
Gambling	0	0
Family Offenses	21	25
DUI	8	4
Liquor Laws	0	1
Drunkenness	7	5
Disorderly Conduct	2	8
All Other Offenses	51	63
Curfew/Loitering	0	1
EXTENDED COMPSTAT TOTALS	182	169

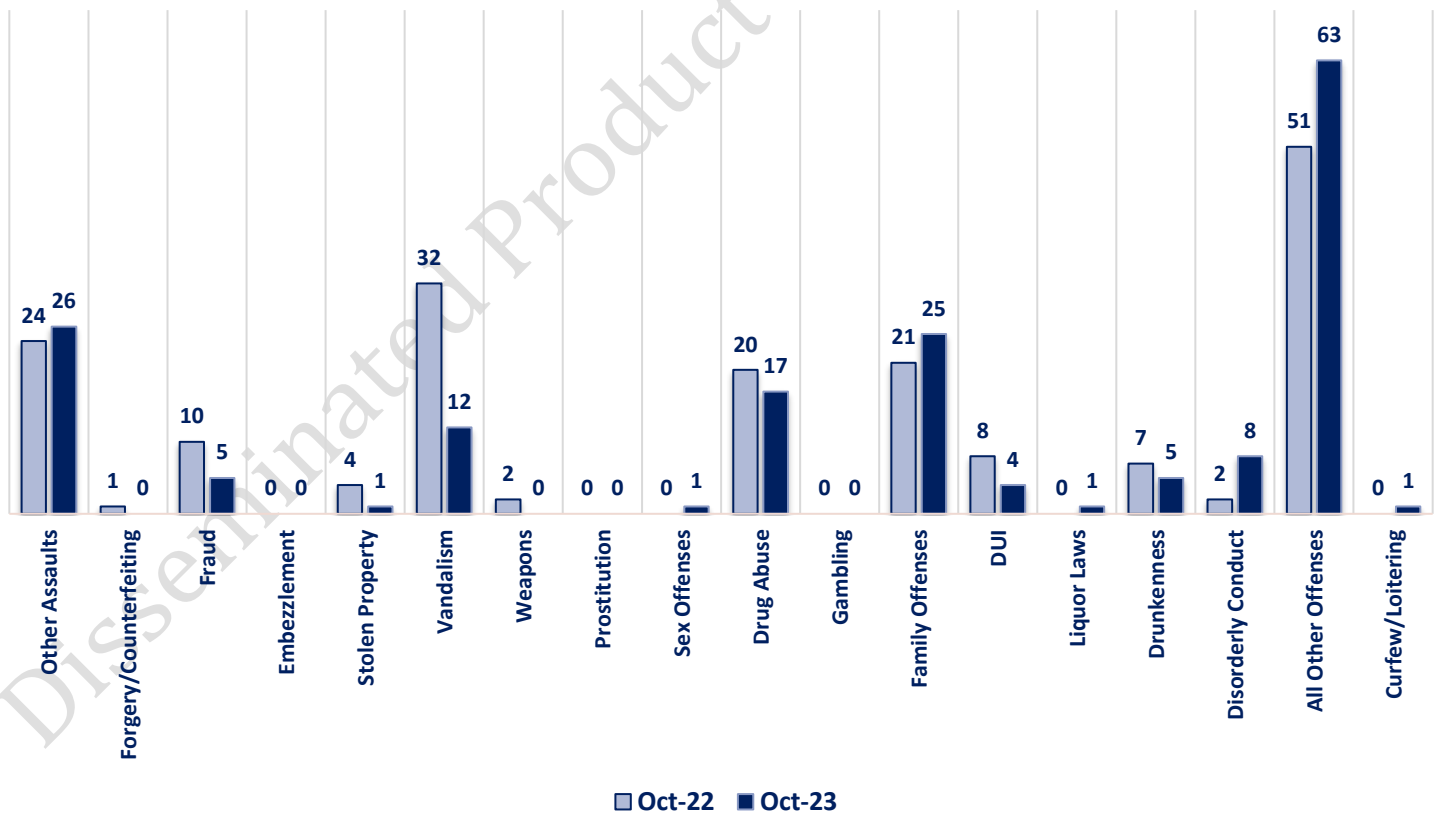
**OCTOBER 2023 - COMPSTAT AND EXTENDED COMPSTAT  
OFFENSE PERCENTAGES**



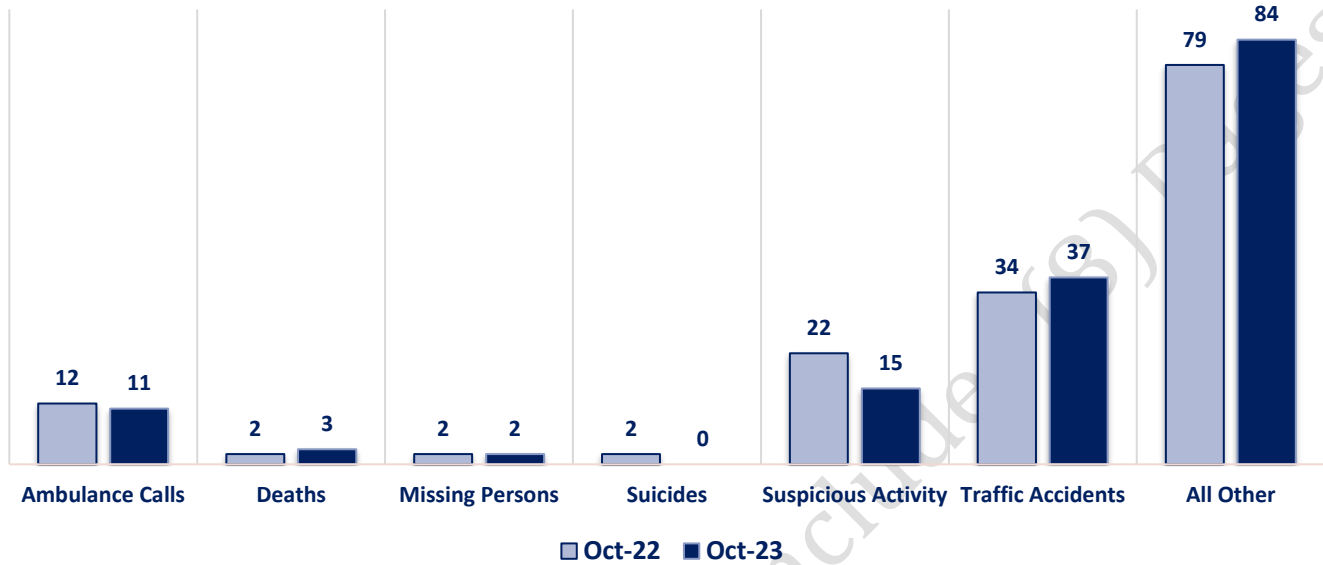
### CompStat Offenses



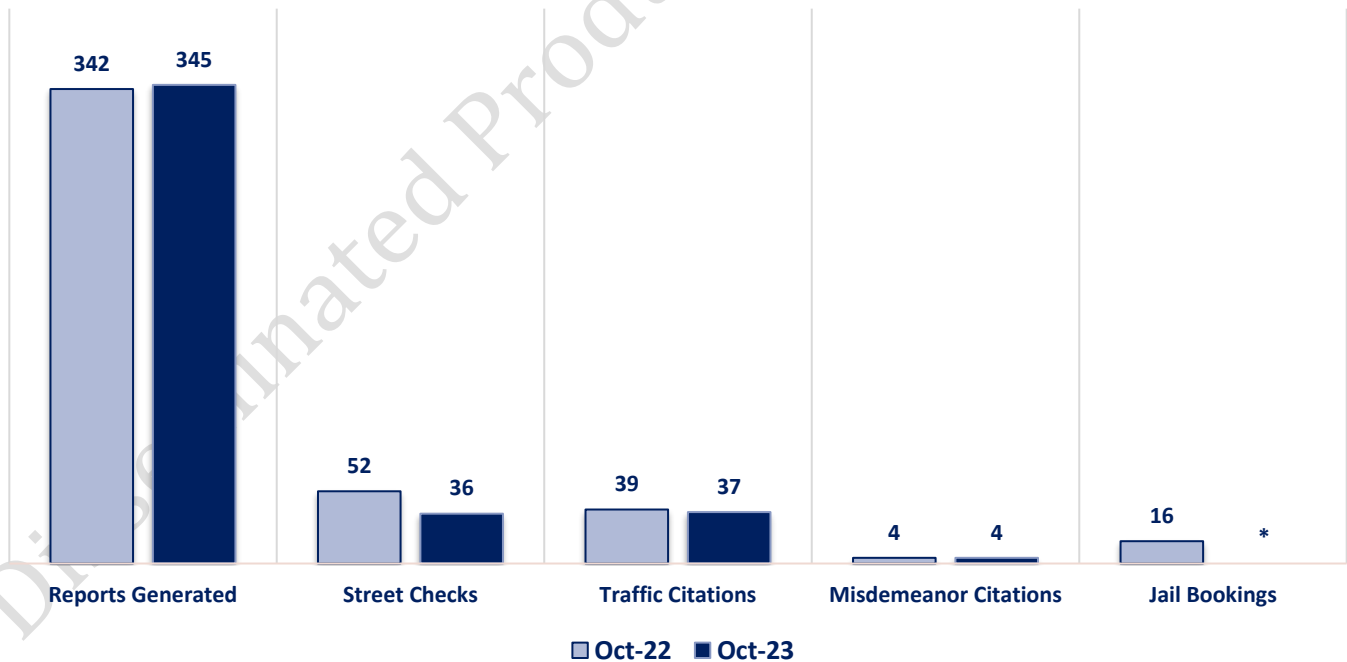
### Extended CompStat Offenses



### Non-UCR Offenses



### Other Event Totals

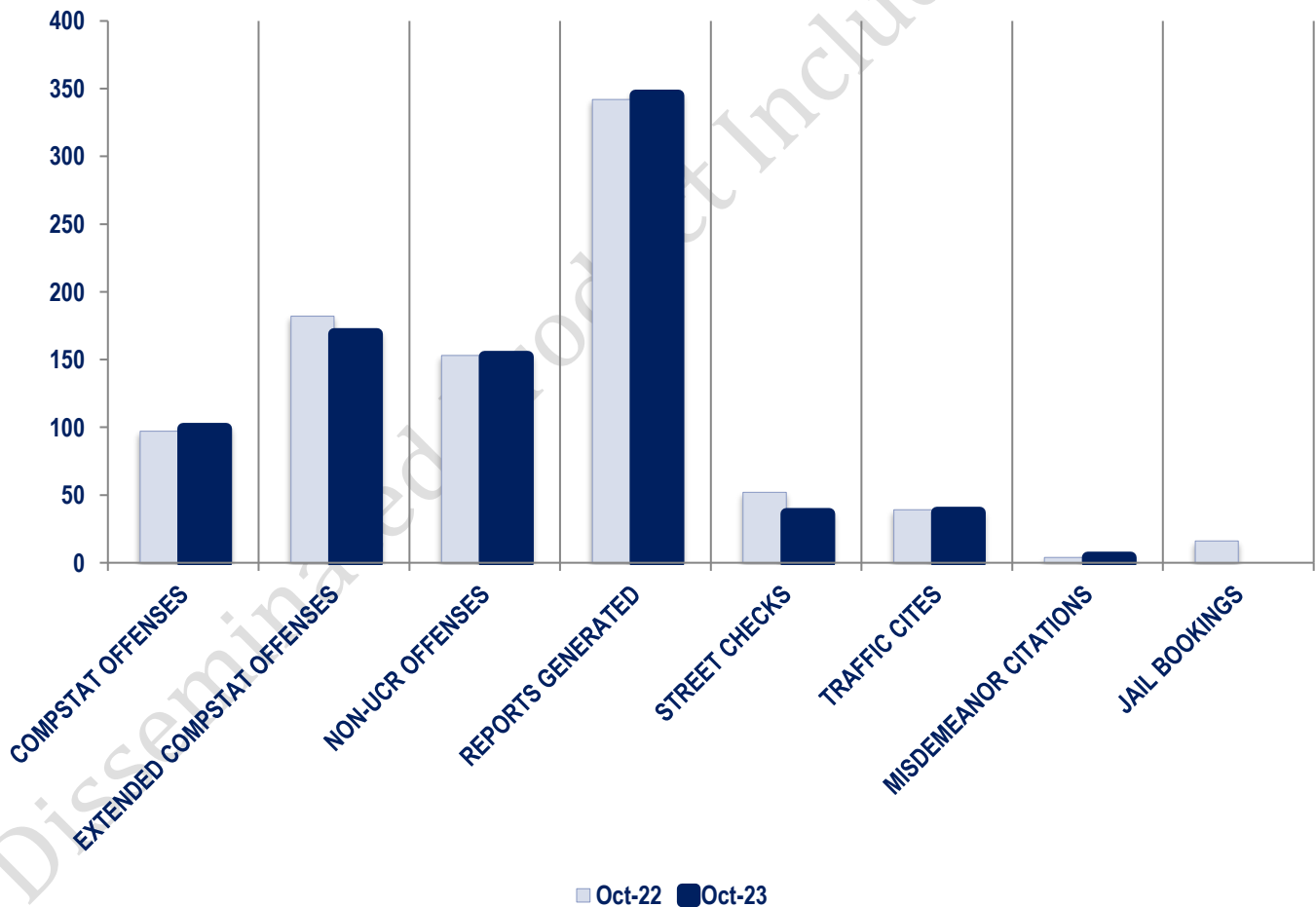


**\*\*Due to backlog in transcription of data, October 2023 arrest figures have been excluded.**

### Combined Offense/Event Trends

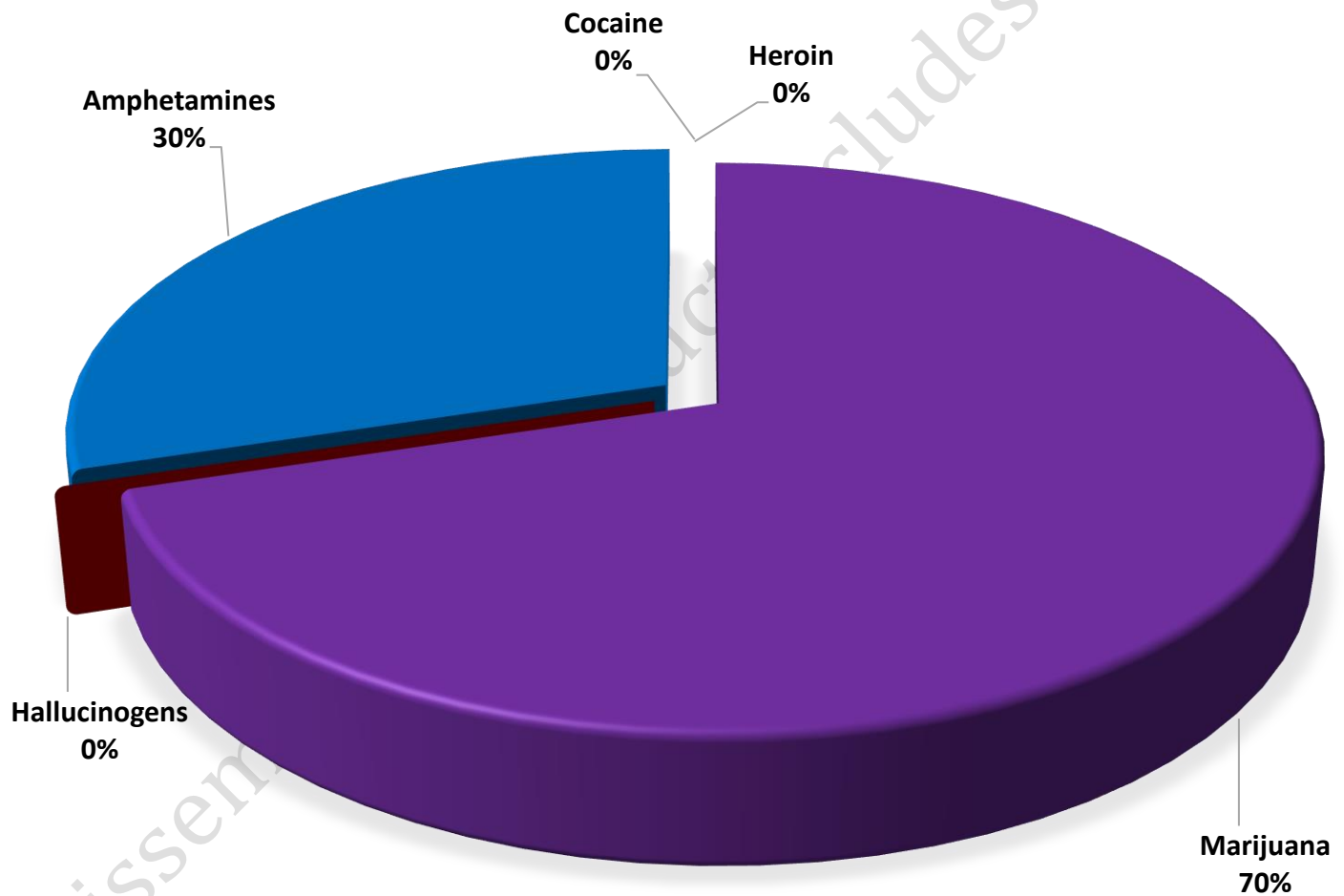
	Oct-22	Oct-23
<b>CompStat Offenses</b>	97	99
<b>Extended CompStat Offenses</b>	182	169
<b>Non-UCR Offenses</b>	153	152
<b>Reports Generated</b>	342	345
<b>Street Checks</b>	52	36
<b>Traffic Cites</b>	39	37
<b>Misdemeanor Citations</b>	4	4
<b>Jail Bookings</b>	16	*

**\*\*Due to backlog in transcription of data, October 2023 arrest figures have been excluded.**



## Seized Drugs

TYPE	DOSES	STREET VALUE
Cocaine	0.0	\$ -
Heroin	0.0	\$ -
Marijuana	101.3	\$ 336.35
Hallucinogens	0.0	\$ -
Amphetamines	43.0	\$ 301.00
<b>TOTAL</b>	<b>144.3</b>	<b>\$ 637.35</b>



### CompStat & Extended CompStat Offenses - One Year

