



CITY COUNCIL DISTRICT #4 MONTHLY OFFENSE SUMMARY

October 2023

****Due to backlog in transcription of data, October 2023 arrest figures have been excluded.**

These figures represent preliminary counts of original Police Incident Reports and include all offenses within the above listed City Council District only. Full statistical analysis to determine the confidence level of this data has not been performed. The results contained herein are approximate in relation to the listed area and may not fully coincide with data shown in other areas of SLCPD's Crime Statistics page such as Calls for Service, Crimes Trending, and Crime Reports due to and reflective of departmental procedures that were in place at the time the event occurred and the date this data was compiled. Results displayed are not distinguished as attempted or completed crimes, do not include other calls for police service, and only represent police service where a report was made. Police Incident Reports are classified by primary offense categories as defined by the Uniform Crime Reporting (UCR) system, however for this report all offenses are included, and each incident may have more than one offense listed on it. In cases where there is more than one offense listed, all offenses are counted individually. Although every reasonable verification effort is made, the accuracy of any data is subject to the constraints of the report generation process as well as the manner, format, and point in time of any query.

COMPSTAT OFFENSES: (Part I)

Chosen by the FBI as Part I Offenses because they are serious crimes that occur with regularity in all areas of the country and are likely to be reported to Police.

EXTENDED COMPSTAT OFFENSES: (Part II)

All other crimes other than the eight CompStat Offenses. The Uniform Crime Reporting Program gathers only arrest data for these offenses, however, SLCPD results displayed in this document display all of these, regardless of the presence of arrest data.

ALL OTHER OFFENSES:

Under the Extended CompStat Offense section, 'All Other Offenses' include Peeping Tom, Trespass, Kidnap/Abduction, Pornography, Extortion/Blackmail, Bribery, Warrants, Sexual Offenses, Obstruction, Public Peace, and Hit & Run.

NON-UCR OFFENSES:

Non-UCR Offenses include reports for all other offenses not classified as a CompStat or Extended CompStat Offense. Results displayed separate some of these offenses such as Ambulance Calls, Deaths, Missing Persons, Suicides, Suspicious Activity, and Traffic Accidents.

ALL OTHER NON-UCR:

Under the Non-UCR category, 'All Other' include the remainder of offenses not classified as CompStat or CompStat Extended and not separated from the Non-UCR Offenses. These include things such as Loud Parties, Barking Dogs, Mentally Ill Subjects, Citizen Assistance, etc.

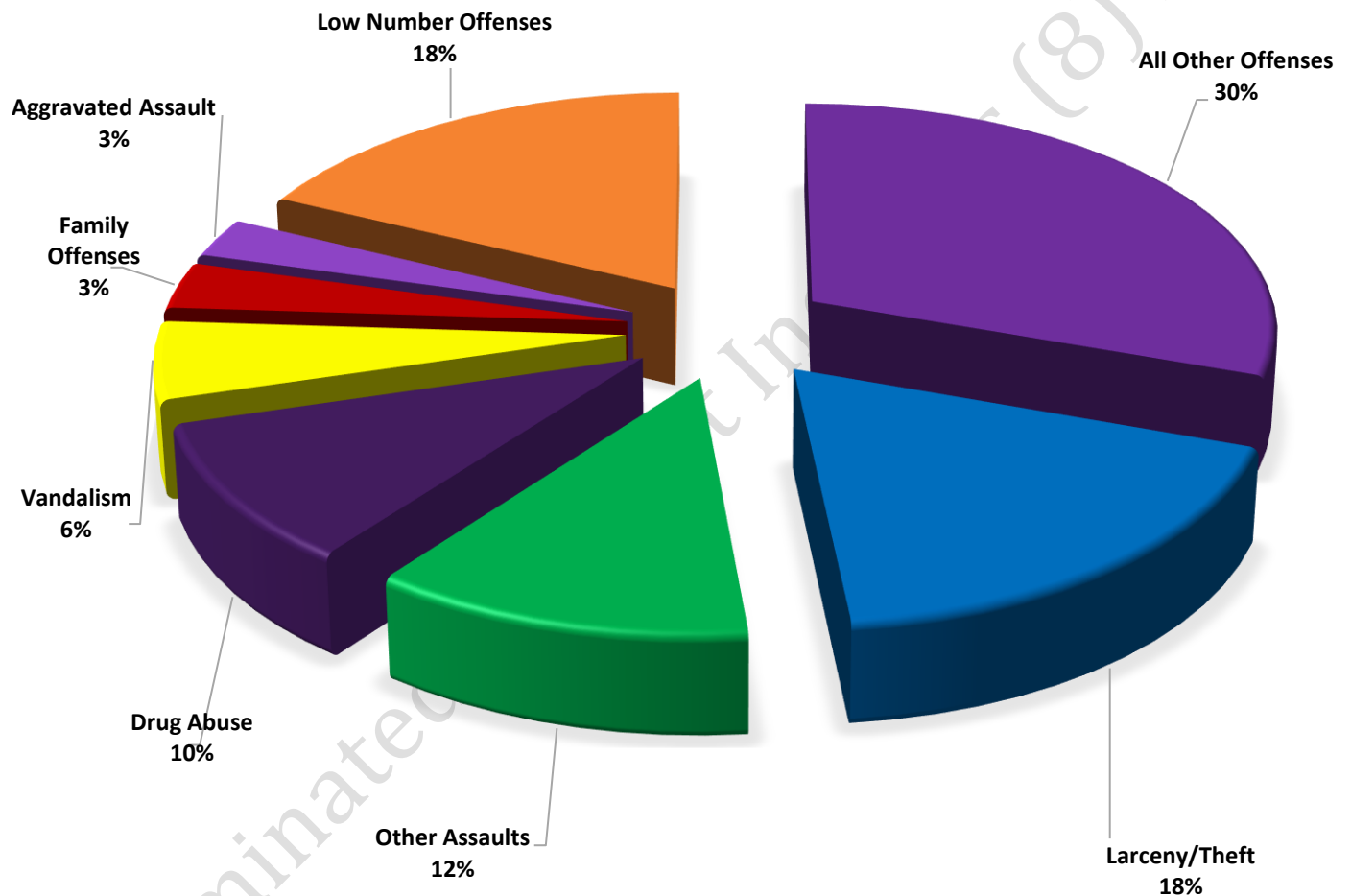
LOW NUMBER OFFENSES:

On page two, in the interest of space and allowing for easier viewing, the category titled 'Low Number Offenses' include CompStat and Extended CompStat Offenses from page one that have totals under the amount of 38.

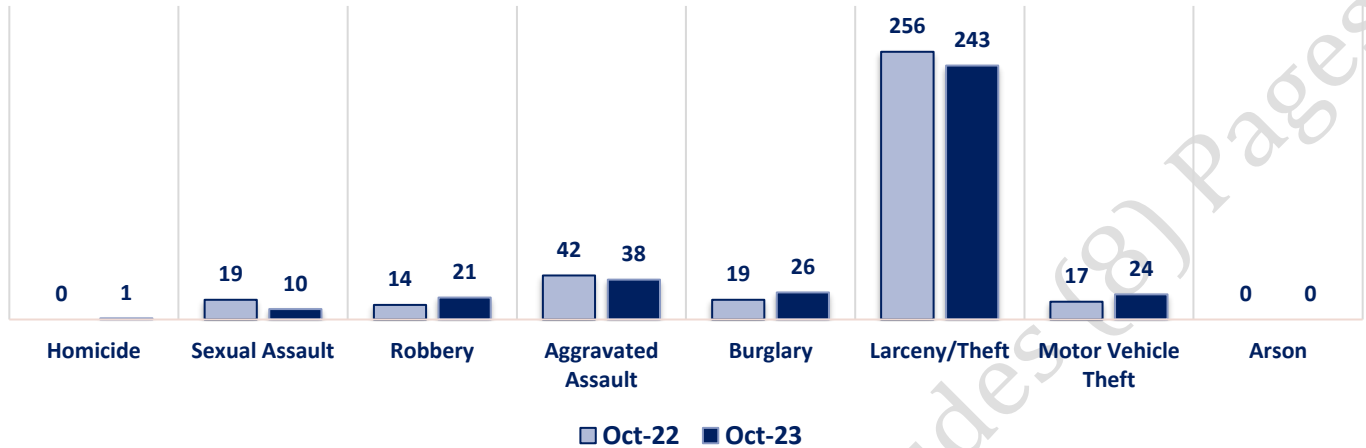
Offenses

COMPSTAT OFFENSES	VIOLENT	Offense	Oct-22	Oct-23	EXTENDED COMPSTAT OFFENSES
		Homicide	0	1	
		Sexual Assault	19	10	
		Robbery	14	21	
		Aggravated Assault	42	38	
		Burglary	19	26	
		Larceny/Theft	256	243	
		Motor Vehicle Theft	17	24	
		Arson	0	0	
NON-UCR OFFENSES	PROPERTY	COMPSTAT TOTALS	367	363	
		Ambulance Calls	67	94	
		Deaths	7	8	
		Missing Persons	23	10	
		Suicides	1	2	
		Suspicious Activity	36	55	
		Traffic Accidents	119	126	
		All Other	413	436	
		NON-UCR TOTALS	666	731	
TOTALS		COMPSTAT OFFENSES	367	363	
		EXTENDED COMPSTAT OFFENSES	927	983	
		NON-UCR OFFENSES	666	731	
		TOTAL	1960	2077	

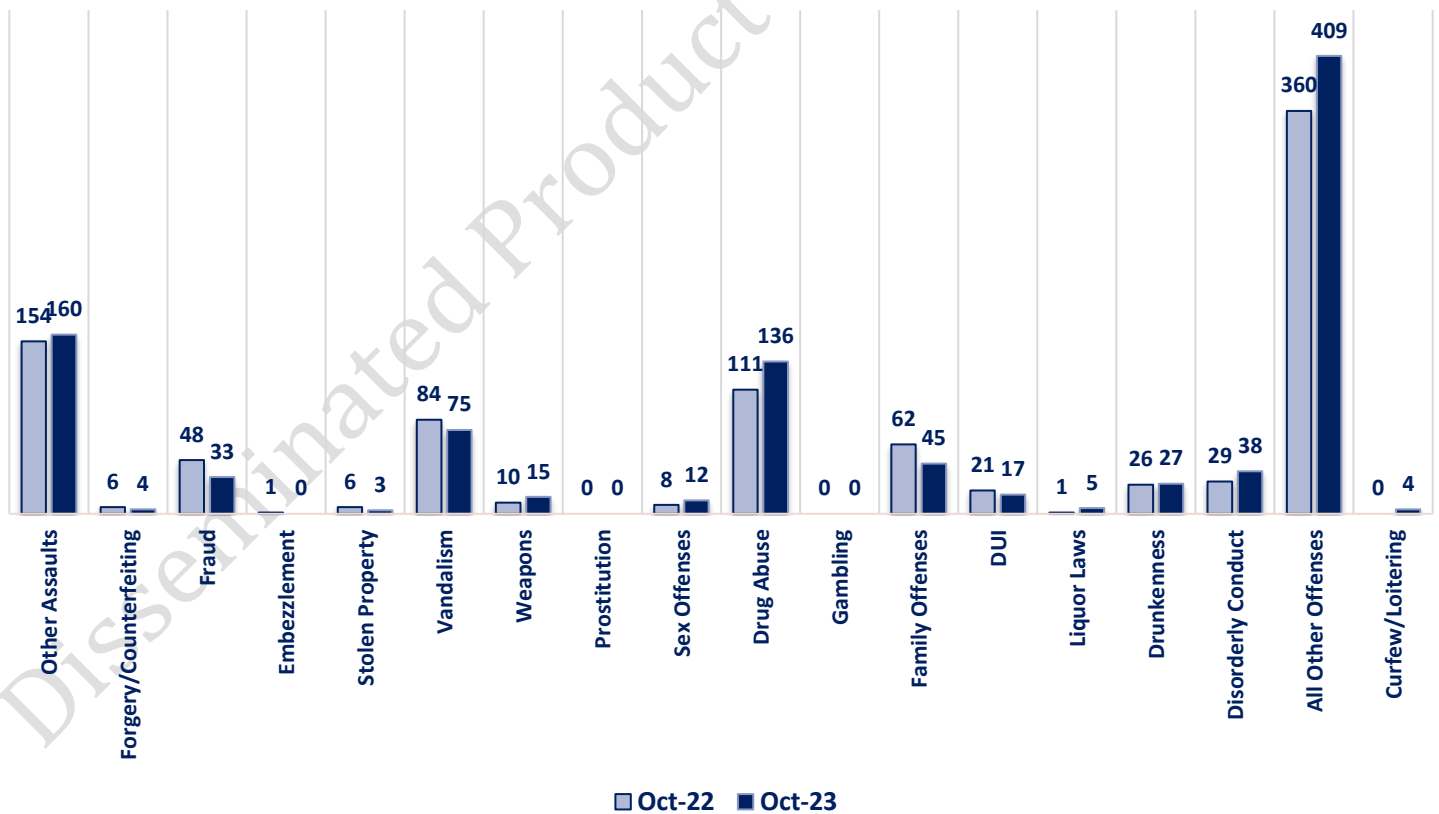
**OCTOBER 2023 - COMPSTAT AND EXTENDED COMPSTAT
OFFENSE PERCENTAGES**



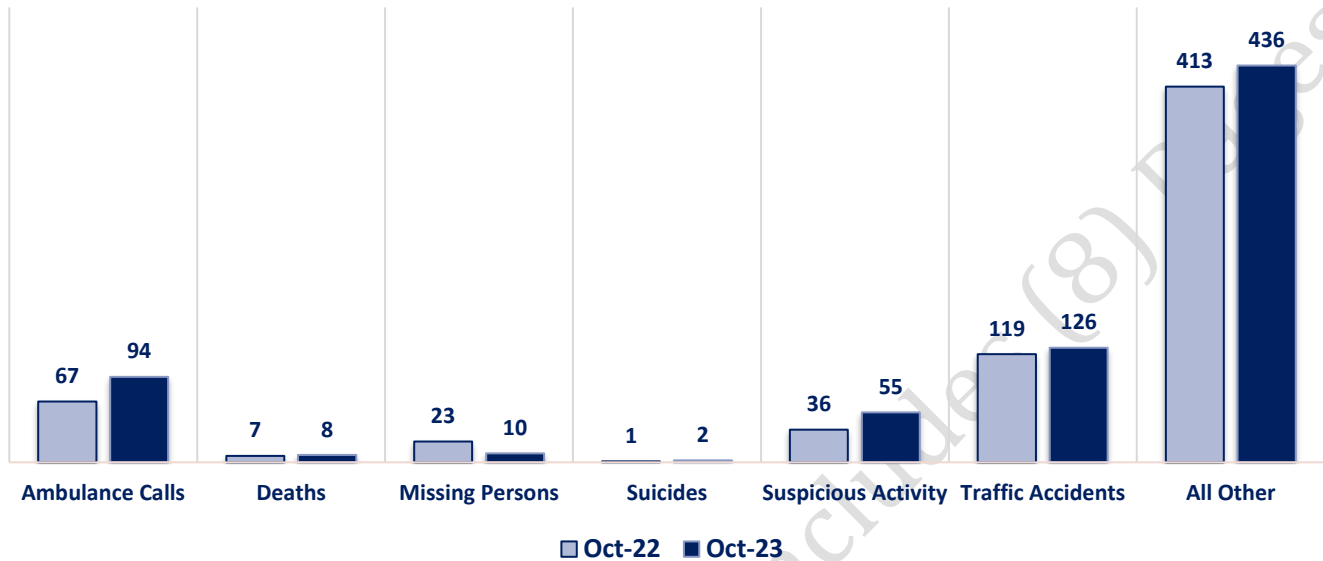
CompStat Offenses



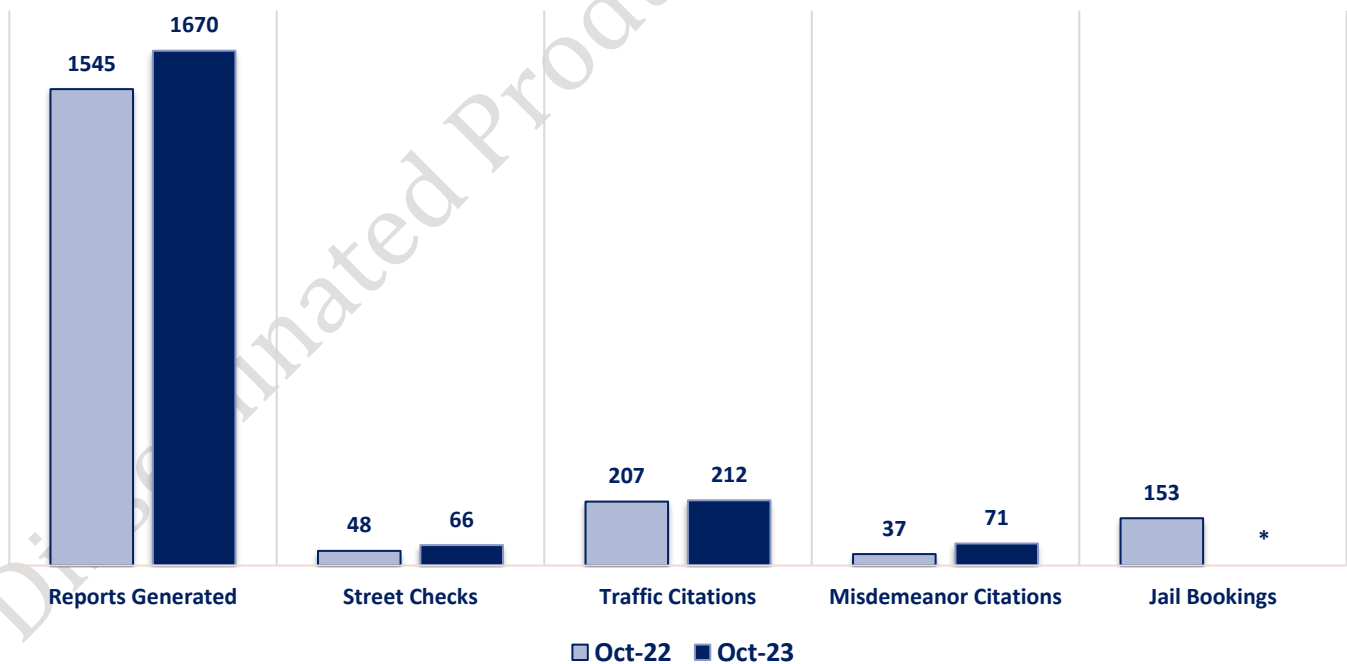
Extended CompStat Offenses



Non-UCR Offenses



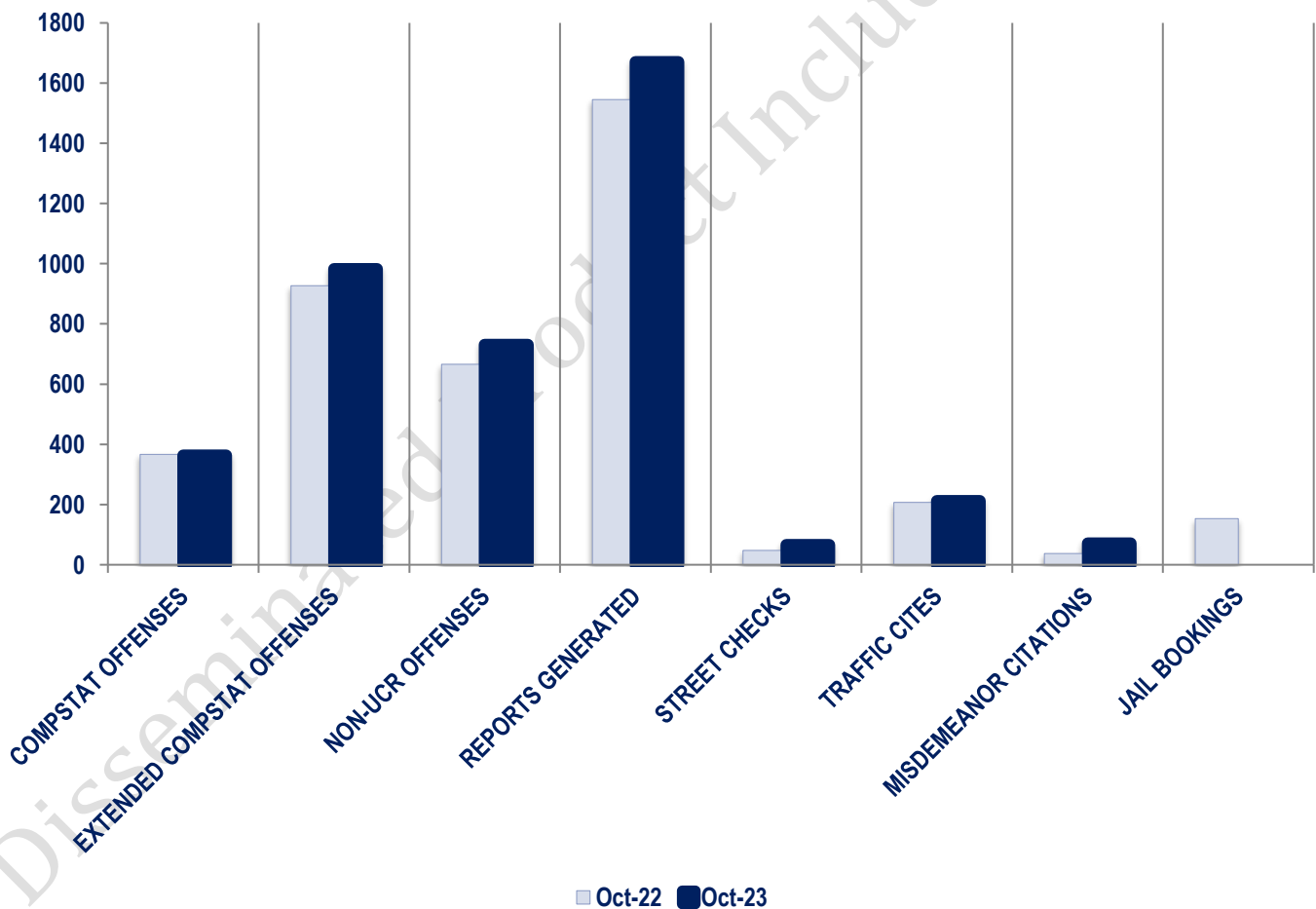
Other Event Totals



****Due to backlog in transcription of data, October 2023 arrest figures have been excluded.**

Combined Offense/Event Trends

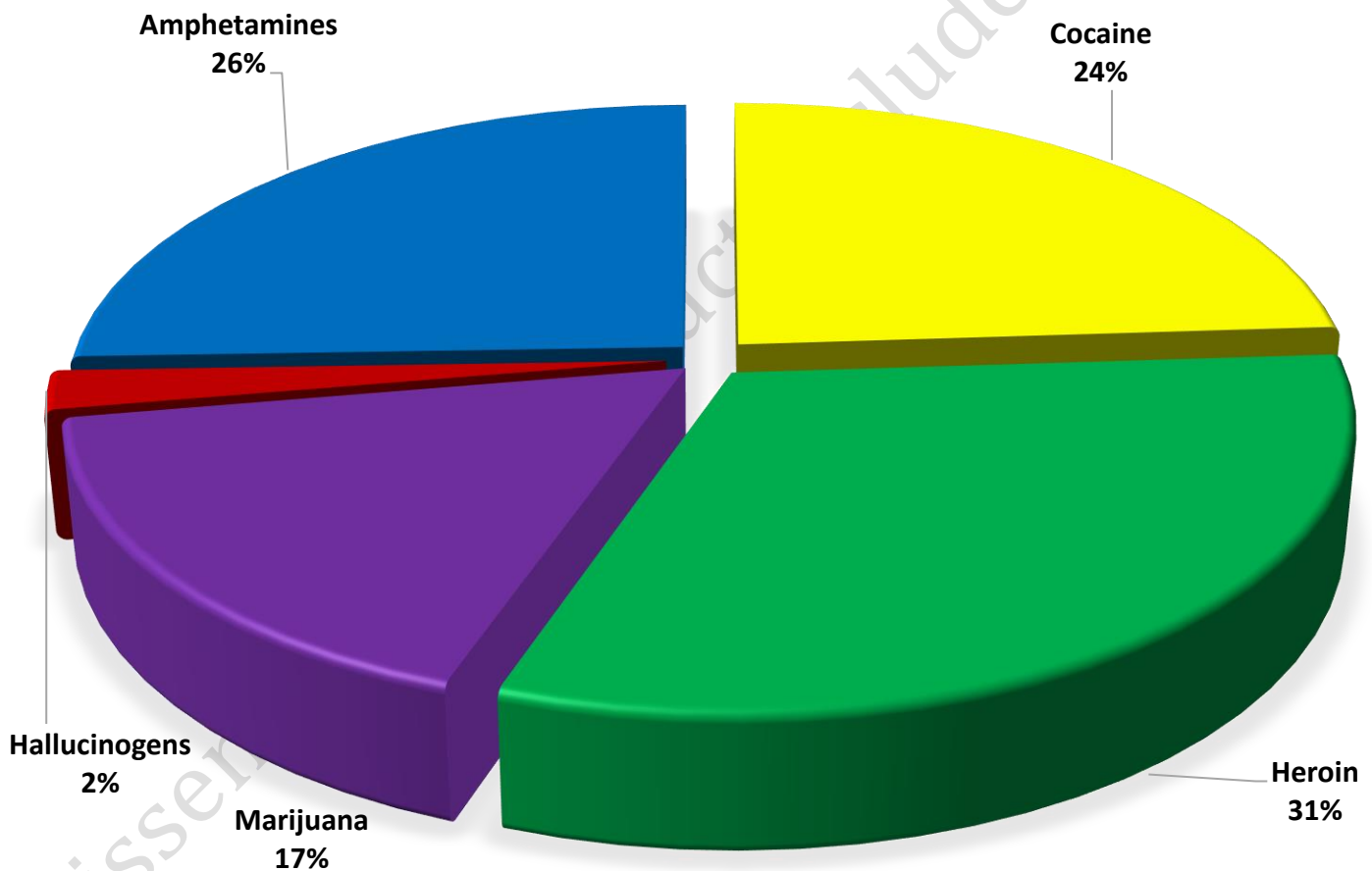
	Oct-22	Oct-23
CompStat Offenses	367	363
Extended CompStat Offenses	927	983
Non-UCR Offenses	666	731
Reports Generated	1545	1670
Street Checks	48	66
Traffic Cites	207	212
Misdemeanor Citations	37	71
Jail Bookings	153	*



**Due to backlog in transcription of data, October 2023 arrest figures have been excluded.

Seized Drugs

TYPE	DOSES	STREET VALUE
Cocaine	785.0	\$ 5,495.00
Heroin	1027.0	\$ 7,651.15
Marijuana	554.9	\$ 1,842.20
Hallucinogens	71.1	\$ 142.15
Amphetamines	835.4	\$ 5,847.80
TOTAL	3273.4	\$ 20,978.31



CompStat & Extended CompStat Offenses - One Year

