



CITY COUNCIL DISTRICT #7

MONTHLY OFFENSE SUMMARY

October 2023

****Due to backlog in transcription of data, October 2023 arrest figures have been excluded.**

These figures represent preliminary counts of original Police Incident Reports and include all offenses within the above listed City Council District only. Full statistical analysis to determine the confidence level of this data has not been performed. The results contained herein are approximate in relation to the listed area and may not fully coincide with data shown in other areas of SLCPD's Crime Statistics page such as Calls for Service, Crimes Trending, and Crime Reports due to and reflective of departmental procedures that were in place at the time the event occurred and the date this data was compiled. Results displayed are not distinguished as attempted or completed crimes, do not include other calls for police service, and only represent police service where a report was made. Police Incident Reports are classified by primary offense categories as defined by the Uniform Crime Reporting (UCR) system, however for this report all offenses are included, and each incident may have more than one offense listed on it. In cases where there is more than one offense listed, all offenses are counted individually. Although every reasonable verification effort is made, the accuracy of any data is subject to the constraints of the report generation process as well as the manner, format, and point in time of any query.

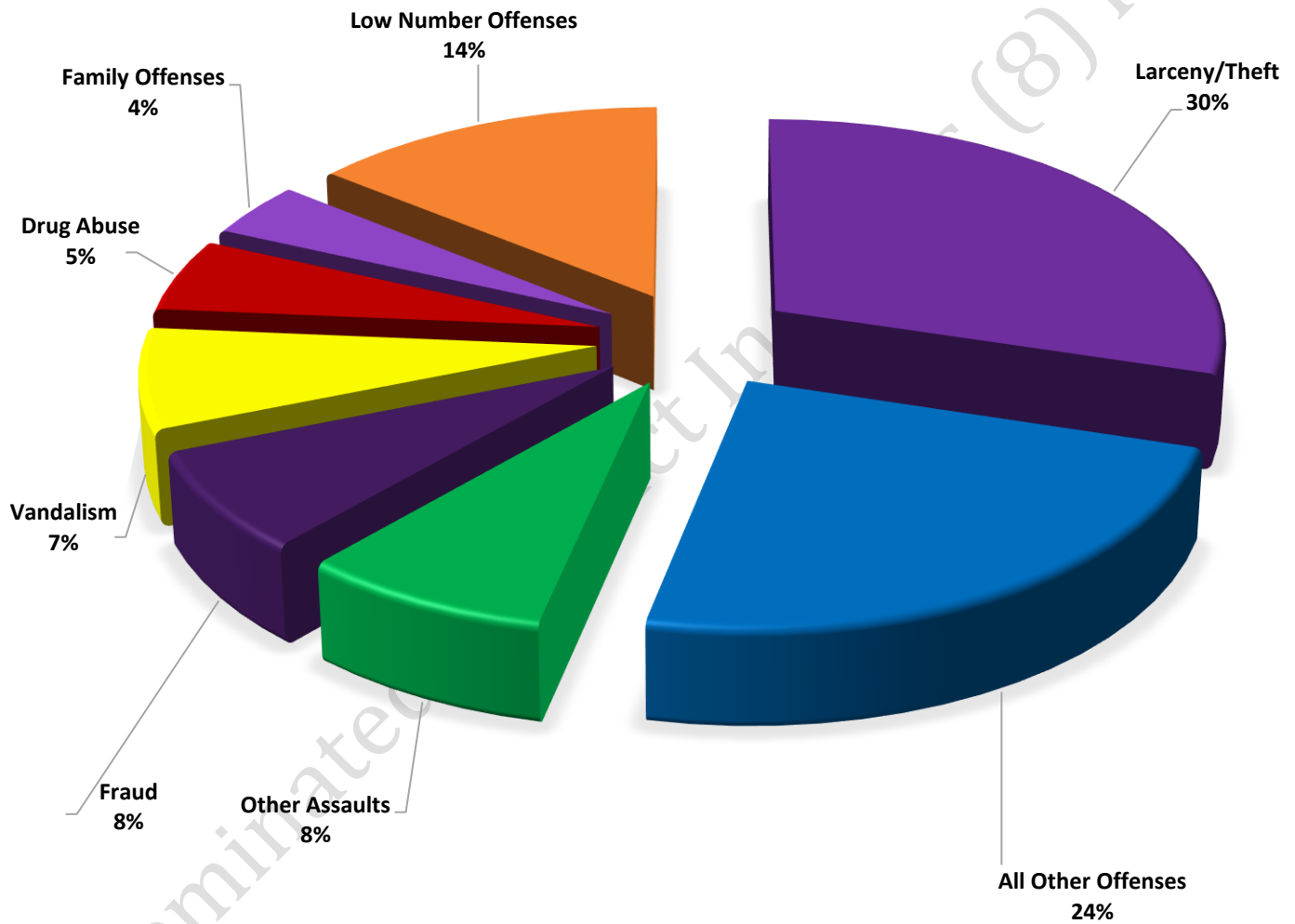
COMPSTAT OFFENSES: (Part I)	Chosen by the FBI as Part I Offenses because they are serious crimes that occur with regularity in all areas of the country and are likely to be reported to Police.
EXTENDED COMPSTAT OFFENSES: (Part II)	All other crimes other than the eight CompStat Offenses. The Uniform Crime Reporting Program gathers only arrest data for these offenses, however, SLCPD results displayed in this document display all of these, regardless of the presence of arrest data.
ALL OTHER OFFENSES:	Under the Extended CompStat Offense section, 'All Other Offenses' include Peeping Tom, Trespass, Kidnap/Abduction, Pornography, Extortion/Blackmail, Bribery, Warrants, Sexual Offenses, Obstruction, Public Peace, and Hit & Run.
NON-UCR OFFENSES:	Non-UCR Offenses include reports for all other offenses not classified as a CompStat or Extended CompStat Offense. Results displayed separate some of these offenses such as Ambulance Calls, Deaths, Missing Persons, Suicides, Suspicious Activity, and Traffic Accidents.
ALL OTHER NON-UCR:	Under the Non-UCR category, 'All Other' include the remainder of offenses not classified as CompStat or CompStat Extended and not separated from the Non-UCR Offenses. These include things such as Loud Parties, Barking Dogs, Mentally Ill Subjects, Citizen Assistance, etc.
LOW NUMBER OFFENSES:	On page two, in the interest of space and allowing for easier viewing, the category titled 'Low Number Offenses' include CompStat and Extended CompStat Offenses from page one that have totals under the amount of 8.

Offenses

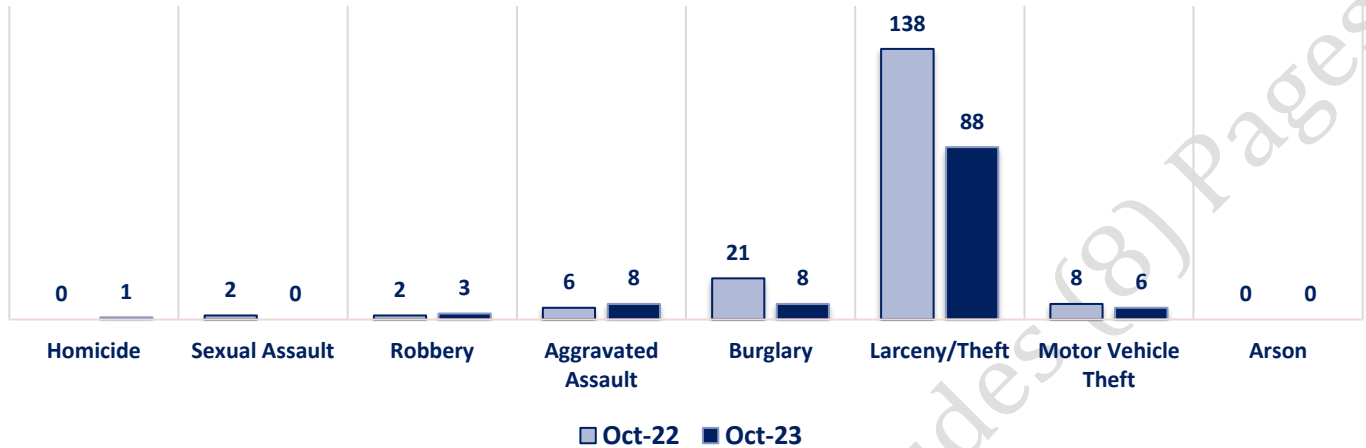
COMPSTAT OFFENSES	VIOLENT	Offense	Oct-22	Oct-23	EXTENDED COMPSTAT OFFENSES
		Homicide	0	1	
		Sexual Assault	2	0	
		Robbery	2	3	
		Aggravated Assault	6	8	
		Burglary	21	8	
		Larceny/Theft	138	88	
		Motor Vehicle Theft	8	6	
		Arson	0	0	
NON-UCR OFFENSES	PROPERTY	COMPSTAT TOTALS	177	114	
		Ambulance Calls	11	11	
		Deaths	1	2	
		Missing Persons	4	6	
		Suicides	0	0	
		Suspicious Activity	12	12	
		Traffic Accidents	66	54	
		All Other	85	66	
		NON-UCR TOTALS	179	151	
TOTALS		COMPSTAT OFFENSES	177	114	
		EXTENDED COMPSTAT OFFENSES	205	182	
		NON-UCR OFFENSES	179	151	
		TOTAL	561	447	

OFFENSE	Oct-22	Oct-23
Other Assaults	23	24
Forgery/Counterfeiting	3	3
Fraud	18	22
Embezzlement	0	0
Stolen Property	3	1
Vandalism	23	22
Weapons	2	2
Prostitution	0	0
Sex Offenses	1	0
Drug Abuse	23	16
Gambling	0	0
Family Offenses	16	12
DUI	3	1
Liquor Laws	1	1
Drunkenness	6	7
Disorderly Conduct	4	1
All Other Offenses	79	70
Curfew/Loitering	0	0
EXTENDED COMPSTAT TOTALS	205	182

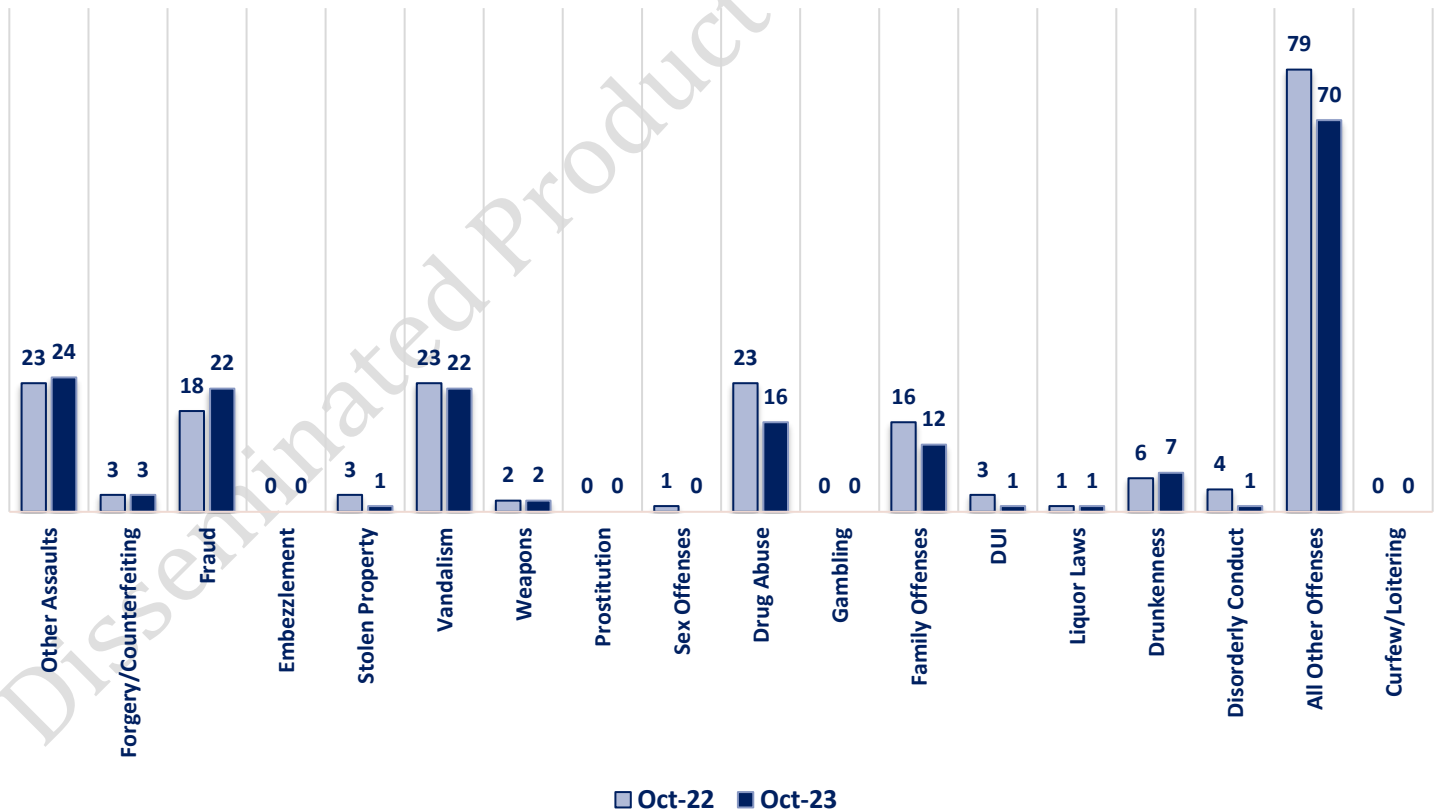
**OCTOBER 2023 - COMPSTAT AND EXTENDED COMPSTAT
OFFENSE PERCENTAGES**



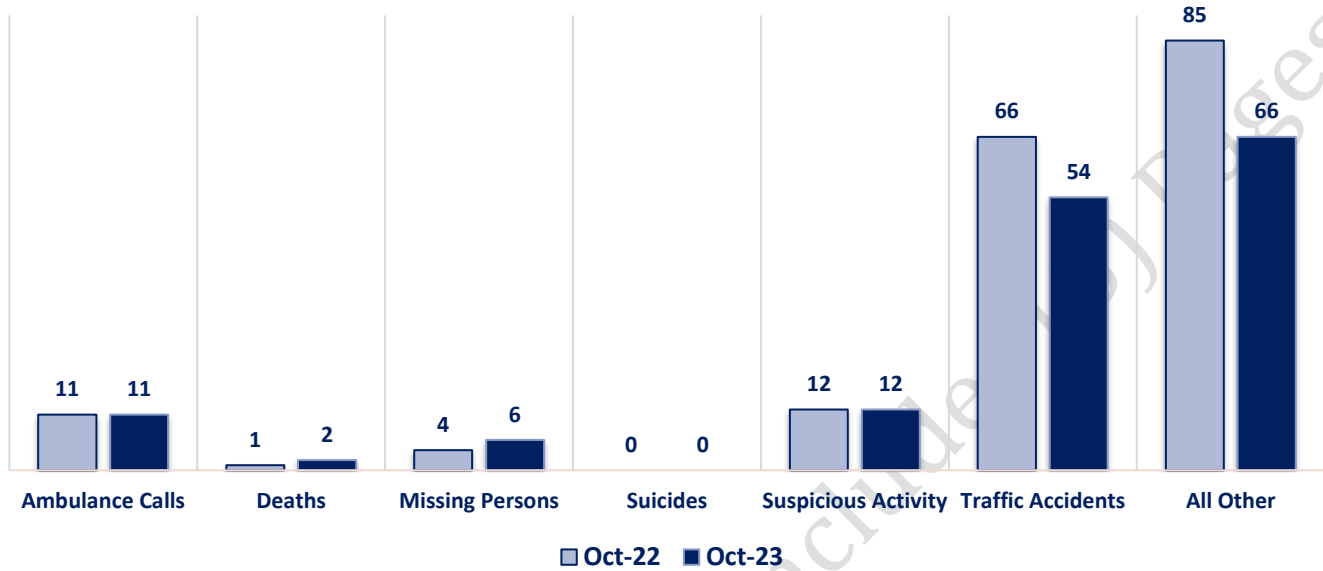
CompStat Offenses



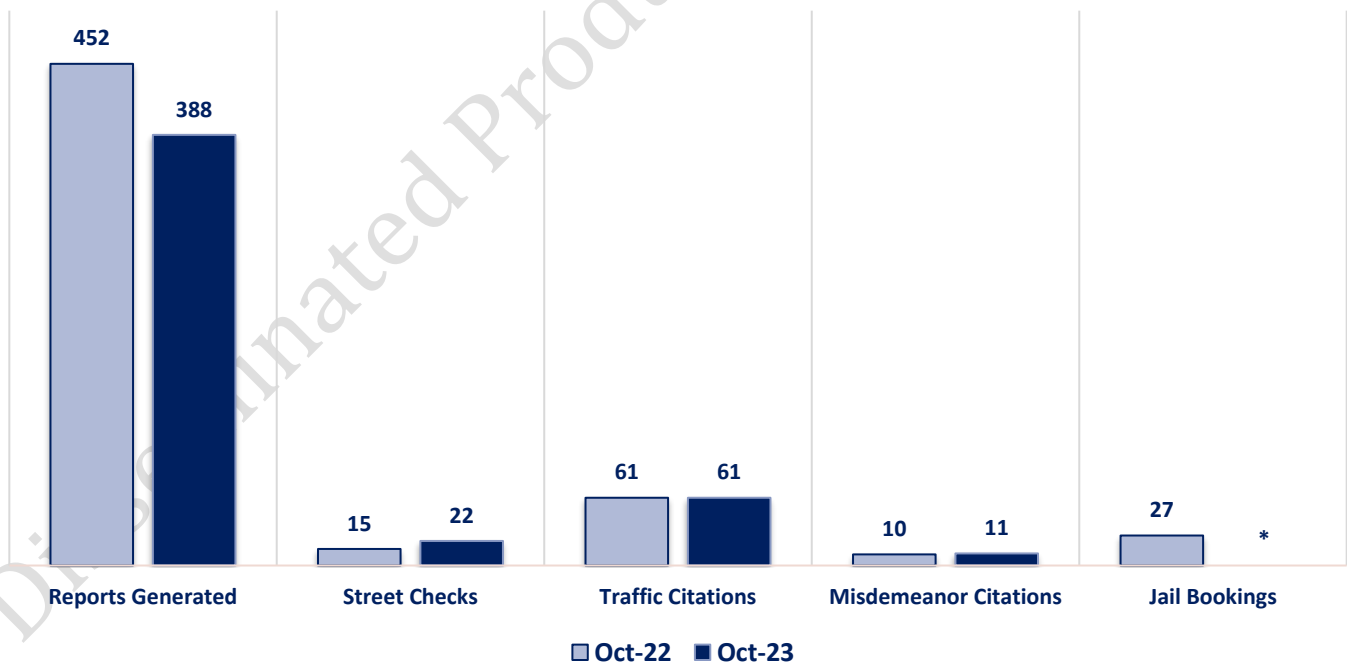
Extended CompStat Offenses



Non-UCR Offenses



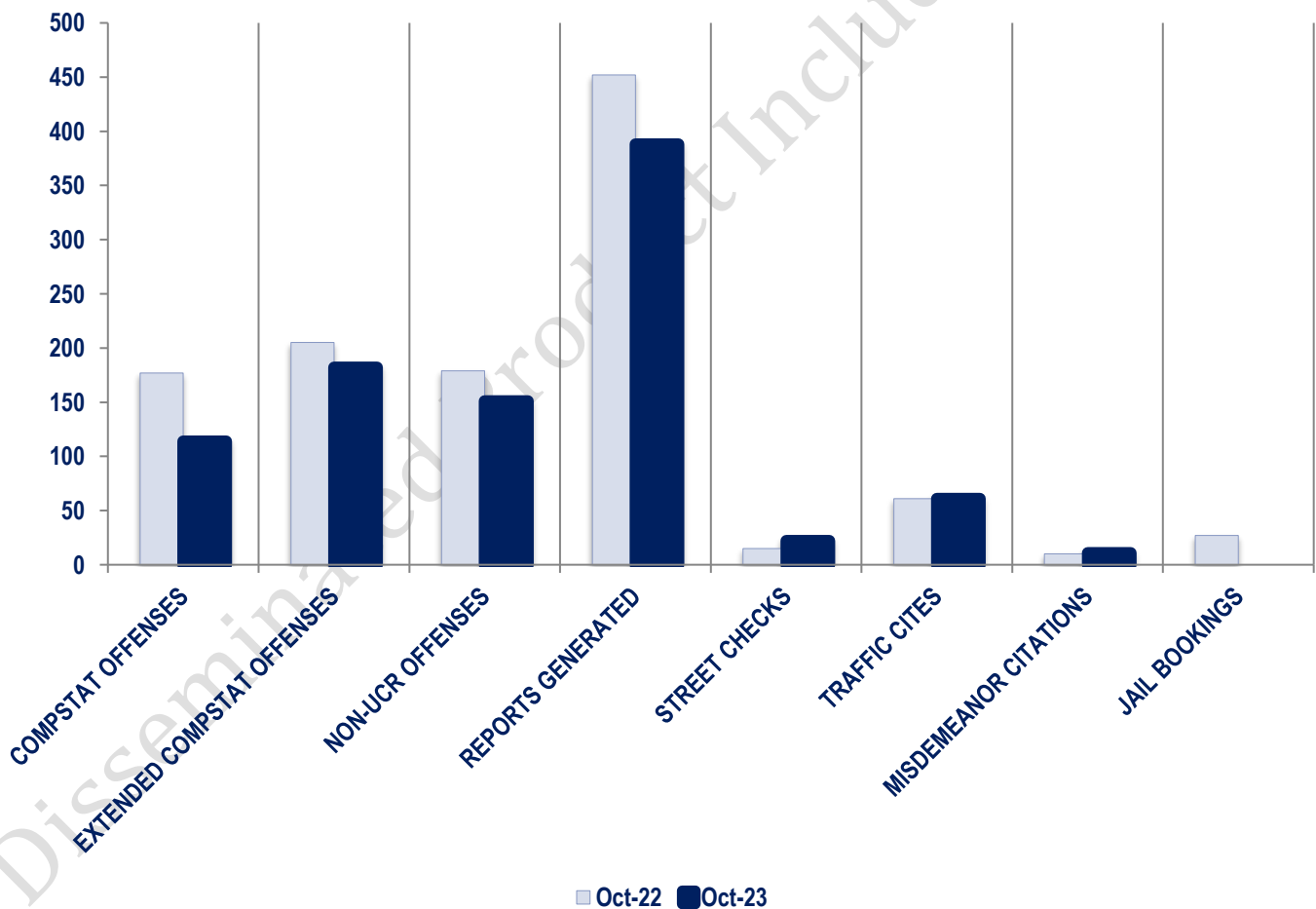
Other Event Totals



****Due to backlog in transcription of data, October 2023 arrest figures have been excluded.**

Combined Offense/Event Trends

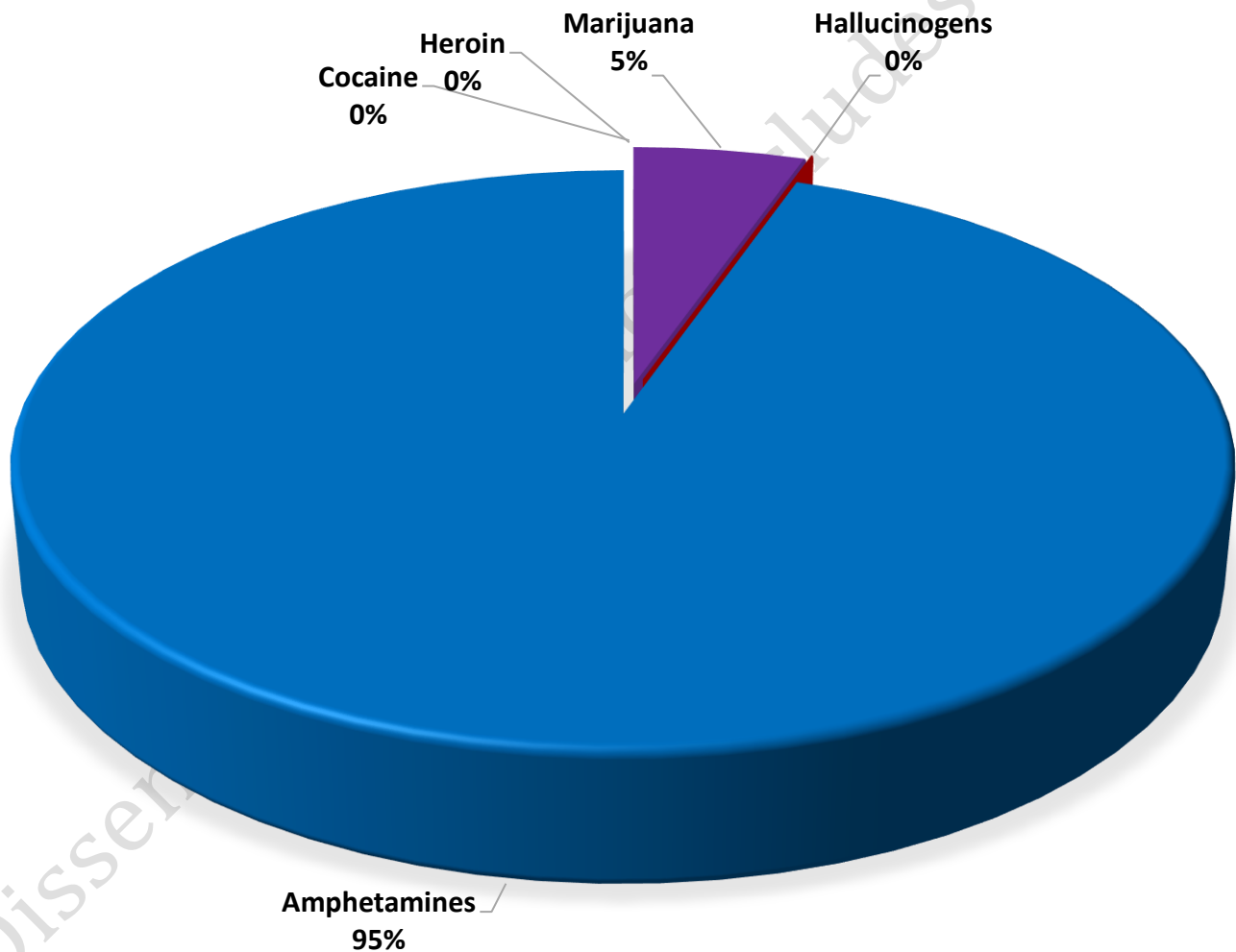
	Oct-22	Oct-23
CompStat Offenses	177	114
Extended CompStat Offenses	205	182
Non-UCR Offenses	179	151
Reports Generated	452	388
Street Checks	15	22
Traffic Cites	61	61
Misdemeanor Citations	10	11
Jail Bookings	27	*



****Due to backlog in transcription of data, October 2023 arrest figures have been excluded.**

Seized Drugs

TYPE	DOSES	STREET VALUE
Cocaine	0.0	\$ -
Heroin	0.0	\$ -
Marijuana	71.1	\$ 235.98
Hallucinogens	0.0	\$ -
Amphetamines	1257.0	\$ 8,799.00
TOTAL	1328.1	\$ 9,034.98



CompStat & Extended CompStat Offenses - One Year

